

Bubble dynamics in a Hele-Shaw cell: Exact solutions and velocity selection

Giovani L. Vasconcelos* and Luan P. Cordeiro

*Departamento de Física, Universidade Federal do Paraná,
81531-990 Curitiba, Paraná, Brazil*

Arthur A. Brum

Departamento de Física, Universidade Federal de Pernambuco, 50670-901, Recife, Brazil

Mark Mineev-Weinstein[†]

New Mexico Consortium, Los Alamos, NM, 87544, USA;

Abstract

Unsteady evolution of an inviscid bubble, surrounded by a viscous fluid moving with velocity V far from the bubble, in a Hele-Shaw channel is described by a general class of exact solutions obtained without surface tension. Several numerical examples are provided. These solutions select the bubble velocity $U = 2V$ in a long-time asymptotics from a continuum of all possible values of U , because the selected value is shown to represent the only attractor of this infinitely-dimensional nonlinear dynamical system. This work is an expanded version of results announced earlier by two of us (Phys. Rev. E **89**, 061003(R), 2014).

PACS numbers: 47.20.Hw, 47.20.Ma, 47.15.km, 02.30.Ik

*Electronic address: giovani.vasconcelos@ufpr.br

[†]Electronic address: mark_mw@hotmail.com

I. INTRODUCTION

The motion of the interface between two fluids in a Hele-Shaw cell—a system where the fluids are confined between two closely spaced glass plates—has attracted considerable attention in both physics and mathematics. On the one hand, the Hele-Shaw model [1] is analogous to several other physical systems, such as flows in porous media [2, 3], dendritic solidification [4], combustion fronts [5], electromigration of voids [6], streamer ionization fronts [7], and bacterial colony growth [8], which are all governed (under certain approximations) by similar equations of motion [9]. On the other hand, Hele-Shaw flows have deep mathematical connections with several apparently unrelated problems in mathematical physics, such as 2D quantum gravity [10], integrable systems [11], random matrix [12], quantum Hall effect [13], and Loewner evolution [14]. As a result, Hele-Shaw flows have become a fertile setting to study interface dynamics, pattern formation, and other related problems.

The Hele-Shaw system is particularly interesting when one of the fluids is much less viscous than the other (so as to be considered inviscid) and surface tension effects are neglected—in which case the problem is also known as *Laplacian growth*. In such situation, the problem becomes quite tractable mathematically and many exact solutions have been found since the seminal solutions of Saffman and Taylor for a steadily moving finger [15] and later for a bubble [16]. A rather complete set of steady solutions for fingers and bubbles has been described in Ref. [17], where a brief review of earlier solutions is also given. Time dependent solutions are more difficult to obtain, but starting with the solution for a finger growing from a flat interface obtained by Saffman [18], several exact solutions have been constructed both for the growth of fingers in a channel [19, 20] and for an expanding bubble in an unbounded cell [19, 21–23]. (Refs. [18–21, 23] present *regular* unsteady solutions which are valid for all times.)

Recently, two of the current authors reported, in a Rapid Communication [24], an exact solution for the unsteady motion of a single bubble in a Hele-Shaw channel. The main goal of the present paper is to provide a detailed discussion, both mathematically and numerically, of this general class of time-dependent solutions for Hele-Shaw bubble dynamics. Because the flow domain, D_t , outside the bubble is doubly connected, we introduce a conformal mapping from an annulus in an auxiliary complex plane to the domain D_t ; see below. Exact time-dependent solutions for Hele-Shaw flows in other multiply connected geometries have

also been obtained both in an unbounded cell [25–29] and in the channel geometry [30–33], including the problem of flows past obstacles [34, 35].

One particular aspect of interface dynamics in a Hele-Shaw cell that has attracted a great deal of attention is the *selection problem*, posed in [15] in the context of viscous fingering. It concerns the question as to why the finger reaches a relative width $\lambda = 1/2$, implying that the finger velocity U is twice the velocity V of the background fluid, i.e., $U = 2V$, despite the fact that the problem admits a continuum of stationary solutions with $0 < \lambda < 1$. In the mid 1980s, it was shown [36] through a beyond-all-orders asymptotic analysis that the inclusion of surface tension leads to a countable infinity of steady solutions, all of which converge to $U = 2V$ in a zero surface tension limit. Similar analysis was performed for the case of a single bubble in a Hele-Shaw channel [37, 38], where the velocity $U = 2V$ was again selected.

However, it was later discovered [39] that surface tension is not necessary for velocity selection, as it turned out that the problem can be addressed within the zero surface tension framework. Indeed, using a general class of exact time-dependent solutions that remain non-singular for all times, it was shown in Ref. [39] that the steady finger with $U = 2V$ is the only attractor of this dynamical system. Subsequently, it was shown that the same selection mechanism (without surface tension) holds for bubbles in a Hele-Shaw channel [24, 33]. Similar result was also obtained for a bubble in an unbounded Hele-Shaw cell [40], where it was found that the circle (which has $U = 2V$) is the only stable solution. The effect of surface tension on one and two bubbles in an unbounded cell [41] was also studied and again the selected velocity $U = 2V$ was obtained, in agreement with the predictions based on the zero-surface-tension dynamics.

This accumulated body of work demonstrated that the special nature of the solutions with $U = 2V$ is already “built-in” in the zero surface-tension dynamics, which is confirmed by the inclusion of regularization effects. This explains in part why the same selected velocity $U = 2V$ is observed for other regularizing boundary conditions, such as kinetic undercooling [42, 43], and even in non-fluid systems, such as finger-like ionization fronts in electric breakdown [7], where there is no analog of surface tension. In this context, constructing time-dependent solutions for Laplacian growth is important both mathematically, as they contribute to our understanding of nonlinear dynamics and integrable systems, and physically, since they help to describe and explain some of the patterns observed in real systems.

In this paper we consider the problem of the unsteady motion of a single bubble in a Hele-Shaw channel in the absence of surface tension. We present a detailed description of a general class of exact solutions, both for the case of solutions with logarithmic singularities only, which were reported in a condensed form in Ref. [24], and for situations where simple poles are included. Several numerical examples of both types of solutions are provided. Our solutions are constructed as a conformal mapping from a doubly-connected circular domain in an auxiliary complex ζ -plane to the fluid region, D , exterior to the bubble in the physical z -plane. The corresponding mapping function $z(\zeta, t)$, where t is time, is written explicitly in terms of the Jacobi Theta functions and possesses only logarithmic singularities or simple poles, whose locations vary in time. The motion of these singularities in the ζ -plane obeys a set of conserved quantities, which are *fixed* singularities of the Schwarz function $\mathcal{S}(z, t)$ [44] of the bubble interface (see below for a definition of $\mathcal{S}(z, t)$).

The existence of such conservation laws reflects the integrable nature of the Laplacian growth model [10]. The infinite-dimensional problem of interface motion in a Hele-Shaw cell is thus reduced to a finite-dimensional dynamical system, sometimes referred to as “pole dynamics” [22], corresponding to the motion of a finite number of singularities of the mapping $z(\zeta, t)$. Exploring the properties of this dynamical system, we prove that under generic initial conditions the bubble will approach a steady regime with velocity $U = 2V$. More precisely, we will show that if one starts with any initial shape whose Schwarz function $\mathcal{S}(z, 0)$ is regular at infinity, then $U = 2V$ is always obtained; whereas initial shapes for which $\mathcal{S}(z, 0)$ has a simple pole at infinity yield steady bubbles with $U \neq 2V$ (with U being determined by the residue of the pole at infinity). However, any perturbation that removes the pole from infinity will lead to $U = 2V$, thus showing that this is the generic expected velocity in real systems (which are inevitably subjected to perturbations, such as surface tension or other effects). The selection scenario described above is akin to the dynamical mechanism for velocity selection [45–47] observed in systems possessing traveling-wave solutions with different velocities, where most of the “natural” initial conditions lead to the same asymptotic velocity. Similarly, in our case, the behavior of the Schwarz function of the initial interface at infinity determines the asymptotic velocity, with solutions with $U = 2V$ being the only attractor of the dynamical system.

The present paper is organized as follows. In Sec. II we formulate the problem of the unsteady motion of a bubble in a Hele-Shaw channel. An exact solution in terms of a

conformal mapping from a doubly-connected circular domain to the fluid region exterior to the bubble is presented in Sec. IV, and several numerical examples of time-evolving bubbles with logarithmic singularities are demonstrated in Sec. V, while in Sec. VI we present examples of rational solutions. In Sec. VII we perform a stability analysis that shows that the steady solutions with $U = 2V$ are the only attractor of the dynamical system. Our main findings and conclusions are summarized in Sec. VIII.

II. FORMULATION OF THE PROBLEM

We consider the problem of a single bubble of a less viscous fluid (say, air) moving in a more viscous fluid (say, oil) inside a Hele-Shaw channel, which consists of two parallel rectangular glass plates separated by a small gap, b . The viscous fluid domain (outside the bubble) is denoted by $D(t)$, while the bubble boundary is denoted by ∂D_t . The fluid inside the bubble is considered to be inviscid and is assumed to be at a constant pressure $p_0 = 0$. The viscous fluid is injected at a uniform rate by a source located at $x = -\infty$ and removed by a sink located at $x = +\infty$, thus generating a uniform flow with velocity V in the far-field from the interface. Here we choose for convenience the channel width to be π and set the far-field velocity to unity, i.e., $V = 1$; see Fig. 1(a) for a schematics of the flow geometry.

Under the usual approximations [9], the dynamics in a Hele-Shaw cell is governed by Darcy's law, $\mathbf{v} = -\frac{b^2}{12\mu}\nabla p$, where $\mathbf{v}(x, y, t)$ is the velocity vector field, $p(x, y, t)$ is the pressure field, b is the cell gap, and μ is the fluid viscosity. Hele-Shaw flows are thus potential flows, i.e., $\mathbf{v} = \nabla\phi$, with the velocity potential being $\phi = -\frac{b^2}{12\mu}p$. Assuming that the viscous fluid is incompressible, $\nabla \cdot \mathbf{v} = 0$, we find that ϕ obeys the 2D Laplace equation, $\nabla^2\phi = 0$. Because of the uniform flow at infinity, we have $\phi = x$ for $x \rightarrow \pm\infty$. Also, $\partial_n\phi = 0$ (no normal flow) at both channel walls, at $y = 0$ and $y = \pi$, respectively, where ∂_n denotes the normal derivative. Furthermore, we shall neglect surface tension effects so that $p = 0$ along the moving interface ∂D_t , which implies that $\phi = 0$ on ∂D_t . Finally, the kinematic boundary condition requires that the normal velocities of the moving boundary, V_n , and of the viscous fluid, v_n , coincide, so $V_n = \partial_n\phi$ at the moving interface ∂D_t . The full mathematical formulation of the problem

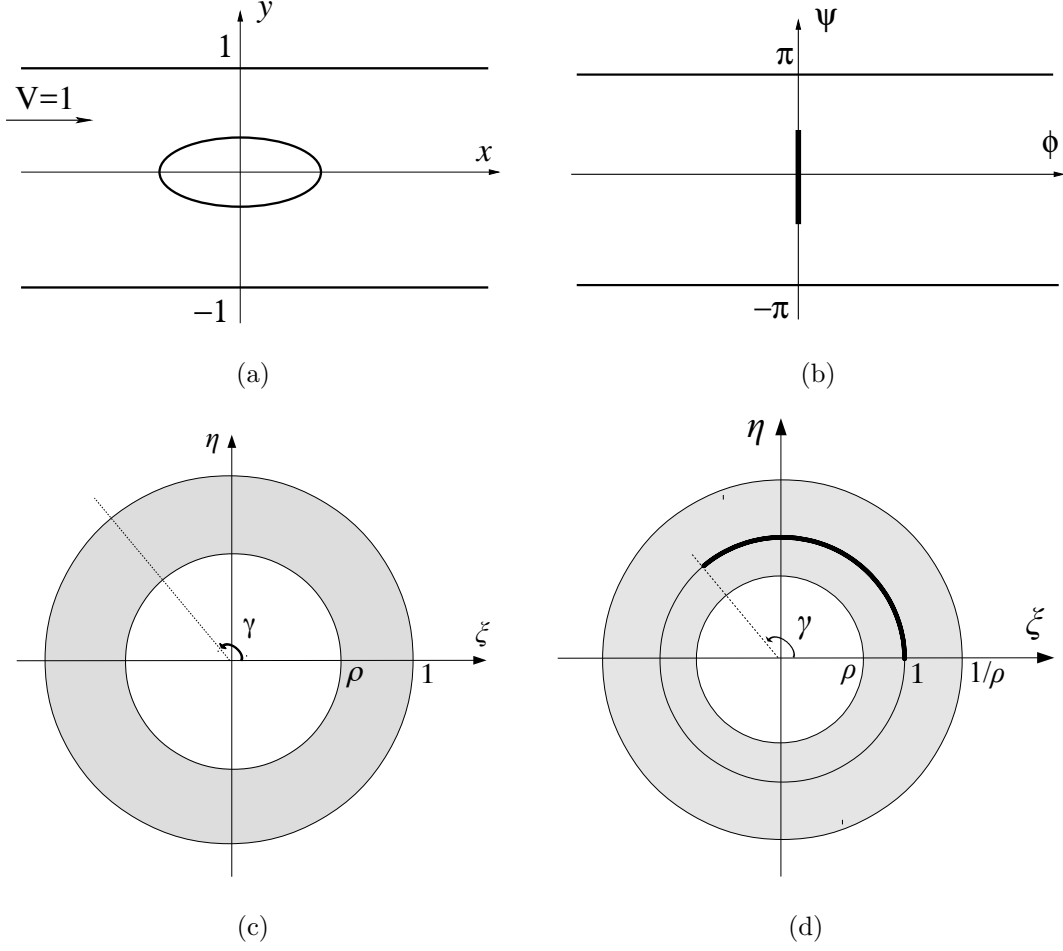


Figure 1: The flow domains for a single bubble in a Hele-Shaw channel: (a) the physical z -plane; (b) the plane of the complex potential; (c) the auxiliary complex ζ -plane; and (d) the extended domain in the ζ -plane.

thus takes the following form:

$$\nabla^2 \phi = 0 \quad \text{in} \quad D_t, \quad (1a)$$

$$\phi = 0 \quad \text{at} \quad \partial D_t, \quad (1b)$$

$$\partial_n \phi = V_n \quad \text{at} \quad \partial D_t, \quad (1c)$$

$$\phi = x \quad \text{for} \quad x \rightarrow \pm\infty, \quad (1d)$$

$$\partial_n \phi = 0 \quad \text{at} \quad y = 0 \text{ and } y = \pi. \quad (1e)$$

In the next section we shall reformulate the problem in terms of a conformal mapping from a circular domain in an auxiliary complex plane to the physical plane.

A. The conformal mapping

We seek a solution to the problem in the form of a conformal map $z(\zeta, t)$ from a circular domain D_ζ in an auxiliary complex ζ -plane to the fluid region D_z in the z -plane. The domain D_ζ consists of an annulus between the unit circle C_0 and an inner circle C_1 of radius $0 < \rho < 1$; see Fig. 1(c). The inner circle C_1 is chosen to map to the interface (bubble boundary); while the unit circle C_0 maps to the channel walls, with the point $\zeta_+ = 1$ mapping to $x = \infty$ and the point $\zeta_- = e^{i\gamma}$, $0 < \gamma < 2\pi$, mapping to $x = -\infty$. With this choice, the upper and lower arcs of the unit circle, i.e., $C_0^+ = \{e^{i\theta}, 0 < \theta < \gamma\}$ and $C_0^- = \{e^{i\theta}, \gamma < \theta < 2\pi\}$, are respectively mapped to the upper and lower channel walls; see Fig. 1.

The mapping function $z(\zeta, t)$ must have logarithmic singularities at $\zeta = \zeta_\pm$:

$$z(\zeta, t) \approx \mp \ln(\zeta - \zeta_\pm), \quad \text{for } \zeta \rightarrow \zeta_\pm. \quad (2)$$

But except for these singularities, $z(\zeta, t)$ must be analytic in the fluid domain D_ζ and satisfy the following boundary condition:

$$\text{Im}[z(\zeta, t)] = 0 \quad \text{for } \zeta \in C_0^-, \quad (3)$$

which implies, in view of the logarithmic singularities at $\zeta = \zeta_\pm$, see (2), that the other required boundary condition, namely $\text{Im}[z(\zeta, t)] = \pi$ for $\zeta \in C_0^+$, is also satisfied. Using that $\bar{\zeta} = 1/\zeta$ for $\zeta \in C_0$, we can recast (3) as

$$\bar{z}(1/\zeta, t) = z(\zeta, t), \quad (4)$$

where $\bar{f}(\zeta, t)$ denotes the Schwarz conjugate of $f(\zeta, t)$ defined by $\bar{f}(\zeta, t) = \overline{f(\bar{\zeta}, t)}$. Relation (4) is valid for $\zeta \in C_0^-$ and elsewhere by analytic continuation (assuming the same branch of the logarithmic function is chosen).

It is convenient to consider an augmented flow domain in the z -plane consisting of the original channel plus its reflection in the real axis, so that there are now two bubbles within the flow domain, which are the mirror reflection of one another with respect to the centerline (real axis) of the extended channel. In such extended domain the solution becomes periodic in the y direction with period 2π . The extended domain in the ζ -plane, to be denoted by F_0 , is obtained by adding to D_ζ its reflection in the unit circle C_0 , denoted by $\varphi_0(D_\zeta)$, thus

generating an extended annulus:

$$F_0 = D_\zeta \cup \varphi_0(D_\zeta) = \{\zeta \mid \rho < |\zeta| < 1/\rho\}, \quad (5)$$

as shown in Fig. 1(d). The function $z(\zeta, t)$ thus maps F_0 to the extended channel in the z -plane defined above.

B. The complex potential

As the velocity potential $\phi(x, y, t)$ is a harmonic function, it is convenient to introduce the complex potential $w(z, t) = \phi(x, y, t) + i\psi(x, y, t)$, where $z = x + iy$ and $\psi(x, y, t)$ is the stream function. It then follows from (1) that the complex potential $w(z, t)$ must be analytic in $D(t)$ and satisfy the following boundary conditions:

$$w(z) \approx z \quad \text{for} \quad x \rightarrow \pm\infty, \quad (6a)$$

$$\text{Im}[w] = 0, \pi \quad \text{at} \quad y = 0, \pi \quad (6b)$$

$$\text{Re}[w] = 0 \quad \text{on} \quad \partial D_t. \quad (6c)$$

From conditions (6b)-(6c), one sees that the flow domain in the w -plane corresponds to a horizontal strip, $0 < \psi < \pi$, $-\infty < \phi < \infty$, with a vertical slit inside it representing the bubble boundary, $\partial D(t)$, as shown in Fig. 1(b).

Let us now introduce the function $W(\zeta, t)$ through the composition

$$W(\zeta, t) \equiv w(z(\zeta, t)). \quad (7)$$

The boundary conditions (6) for the complex potential $w(z, t)$ can now be recast in terms of the function $W(\zeta, t)$ as

$$W(\zeta, t) \approx \mp \ln(\zeta - \zeta_\pm) \quad \text{for} \quad \zeta \rightarrow \zeta_\pm, \quad (8a)$$

$$\text{Im}[W] = 0, \pi \quad \text{for} \quad \zeta \in C_0^\mp, \quad (8b)$$

$$\text{Re}[W] = 0 \quad \text{for} \quad \zeta \in C_1. \quad (8c)$$

Thus the mapping $w = W(\zeta, t)$ conformally takes the annulus D_ζ to the strip domain in the w -plane shown in Fig. 1(b).

In analogy to the argument leading from (3) to (4), it follows that to fulfill (8b) it suffices to require that

$$\overline{W}(1/\zeta, t) = W(\zeta, t). \quad (9)$$

Similarly, using that $\overline{\zeta} = \rho^2/\zeta$ for $\zeta \in C_1$, condition (8c) can be recast as

$$\overline{W}(\rho^2/\zeta, t) = -W(\zeta, t), \quad (10)$$

which is valid in C_1 and elsewhere by analytic continuation. The symmetry relations (9) and (10) will be crucial to obtain the function $W(\zeta, t)$; see Sec. III A.

C. The Schwarz function

The first three equations in (1) are known [48] to be equivalent to

$$\mathcal{S}_t = 2w_z, \quad (11)$$

where $\mathcal{S}(z, t)$ is the Schwarz function [44] of the interface ∂D_t , defined as $\overline{z} = \mathcal{S}(z, t)$ for $z \in \partial D_t$. An important result follows from (11): *all singularities of $\mathcal{S}(z, t)$ in $D(t)$ that are different from those of $w(z)$ must be constants of motion* [48]. As we will see below, this property is the key to the integrability of the Laplacian growth model.

Now, the Schwarz function of the interface ∂D_t has the following useful representation in the ζ -plane:

$$g(\zeta, t) \equiv \mathcal{S}(z(\zeta, t), t) = \overline{z}(\rho^2/\zeta, t). \quad (12)$$

where we used that $\overline{\zeta} = \rho^2/\zeta$ for $\zeta \in C_1$. Notice that (12) is valid for $\zeta \in C_1$ and elsewhere by analytic continuation. Furthermore, using (4) in (12) gives

$$g(\zeta, t) = z(\zeta/\rho^2, t). \quad (13)$$

Next, using (6b) in (11) we conclude that $\text{Im}[\mathcal{S}(z)] = \text{constant}$ at $y = 0, \pi$, which implies in turn that $\text{Im}[g(\zeta, t)] = \text{constant}$ for $\zeta \in C_0$, or equivalently

$$\overline{g}(1/\zeta, t) = g(\zeta, t) + 2iC, \quad (14)$$

for some real constant C . Relation (14) is valid on C_0 and elsewhere by analytic continuation. Combining (14) with (12) yields the following additional symmetry for the map $z(\zeta, t)$:

$$z(\rho^2\zeta, t) = z(\zeta/\rho^2, t) + i2C. \quad (15)$$

or equivalently

$$z(\rho^{\pm 4}\zeta, t) = z(\zeta, t) \pm i2C. \quad (16)$$

This relation is crucial in constructing exact solutions for $z(\zeta, t)$, as we will see later.

Before we discuss specific solutions, let us make a small technical digression. Let us introduce the map $\psi_1(\zeta) = \rho^4\zeta$ and its inverse $\psi_{-1}(\zeta) = \rho^{-4}\zeta$, and define the set $\Theta_1 = \{\psi_n(\zeta) = \rho^{4n}\zeta | n \in \mathbb{Z}\}$ generated by iterations of the maps $\psi_{\pm 1}(\zeta)$. One can check that the set Θ_1 thus defined is an example of what is known as a classical *Schottky group*. More precisely, Θ_1 is a subgroup of the ‘primary’ Schottky group $\Theta = \{\theta_n(\zeta) = \rho^{2n}\zeta | n \in \mathbb{Z}\}$ generated by the map $\theta_1(\zeta) = \rho^2\zeta$ and its inverse $\theta_{-1}(\zeta) = \rho^{-2}\zeta$, such that Θ_1 contains only an even number of compositions of the maps $\theta_{\pm 1}$. Equation (16) then says that the mapping function $z(\zeta, t)$ is *automorphic* up to an additive factor with respect to the group Θ_1 , meaning that $z(\zeta, t)$ is invariant (up to an additive constant) under each element of Θ_1 :

$$z(\psi_n(\zeta), t) = z(\zeta, t) + \text{constant}. \quad (17)$$

III. STEADY SOLUTIONS

Before proceeding to discuss time-dependent solutions, we shall first review (within our notation) the known solutions [16, 38, 49] for a bubble *steadily* moving with speed U in a Hele-Shaw channel. Knowing the explicit form of these steady solutions is a crucial step in constructing time dependent solutions, as we will see in Sec. IV.

A. The complex potential

The complex potential satisfying the boundary conditions (8) is given by

$$W(\zeta, t) = i\frac{\gamma}{2} + \log \frac{P(e^{-i\gamma}\zeta; \rho^2)P(\rho^2\zeta; \rho^2)}{P(\zeta; \rho^2)P(\rho^2e^{-i\gamma}\zeta; \rho^2)}, \quad (18)$$

where the function $P(\zeta; \rho)$ is defined by

$$P(\zeta; \rho) = (1 - \zeta) \prod_{m=1}^{+\infty} (1 - \rho^{2m} \zeta)(1 - \rho^{2m}/\zeta). \quad (19)$$

For later use we note that $P(\zeta; \rho)$ satisfies the following symmetry relations:

$$P(\rho^2 \zeta; \rho) = P(1/\zeta; \rho) = -\frac{1}{\zeta} P(\zeta; \rho) \quad (20)$$

from which we can derive other useful relations:

$$P(\rho/\zeta; \rho) = -\frac{\rho}{\zeta} P(\zeta/\rho; \rho) = P(\rho\zeta; \rho), \quad (21)$$

$$P(\rho^2/\zeta; \rho) = -\frac{\rho^2}{\zeta} P(\zeta/\rho^2; \rho) = P(\zeta; \rho). \quad (22)$$

From the definition of $P(\zeta; \rho)$ it is clear that $W(\zeta, t)$ defined in (18) has the desired logarithmic singularities indicated in (8a). Furthermore, using the above symmetry relations for $P(\zeta; \rho)$, it is easy to verify that $W(\zeta, t)$ satisfies the symmetry relations (9) and (10); details are left for the reader. We remark that the P -function defined above is related to the first Jacobi theta function, $\vartheta_1(z; \rho)$ [50], through

$$P(\zeta; q) = \frac{\sqrt{\zeta} \vartheta_1(-i \ln \sqrt{\zeta}; q)}{iq^{1/4} \prod_{m=1}^{\infty} (1 - q^{2m})}, \quad (23)$$

where

$$\vartheta_1(z; q) = 2q^{1/4} \sin z \prod_{m=1}^{\infty} (1 - q^{2m}) (1 - 2q^{2m} \cos 2z + q^{4m}).$$

B. The conformal mapping

As shown in Ref. [24], the conformal map $z_0(\zeta, t)$ that describes a steady bubble is given by

$$z_0(\zeta, t) = d(t) + i\frac{\gamma}{2} + \log \frac{P(e^{-i\gamma}\zeta; \rho^2)}{P(\zeta; \rho^2)} + \alpha_0 \log \frac{P(\rho^2 e^{-i\gamma}\zeta; \rho^2)}{P(\rho^2 \zeta; \rho^2)}, \quad (24)$$

where $d(t) = Ut$, α_0 is a real constant with $|\alpha_0| < 1$, and the bubble speed U is given in terms of the parameter α_0 by

$$U = \frac{2}{1 - \alpha_0}. \quad (25)$$

In the steady solutions above the parameters γ and ρ are constant, whereas for unsteady solutions they become time dependent; see Sec. IV.

Using (13), (21), and (24), we obtain that the Schwarz function in the ζ plane associated with the map (24) is

$$g_0(\zeta, t) = d(t) - i\frac{\gamma}{2} + \log \frac{P(\rho^2 e^{-i\gamma}\zeta; \rho^2)}{P(\rho^2\zeta; \rho^2)} + \alpha_0 \log \frac{P(e^{-i\gamma}\zeta; \rho^2)}{P(\zeta; \rho^2)}. \quad (26)$$

Note that the only singularities of $g_0(\zeta, t)$ in the fluid domain D_ζ are at the points $\zeta = \zeta_\pm$ (recall that $\zeta_+ = 1$ and $\zeta_- = e^{i\gamma}$), which are the pre-images of $x = \pm\infty$.

Now, comparing (26) with (24), one can show that the Schwarz function $\mathcal{S}_0(z, t)$ has the following asymptotic behaviour at infinity:

$$\mathcal{S}_0(z, t) = \alpha_0 z + B_\pm^0 + O\left(\frac{1}{z}\right), \quad \text{for } x \rightarrow \pm\infty, \quad (27)$$

where

$$B_\pm^0 = (1 - \alpha_0)d(t) \pm (1 - \alpha_0^2) \log \frac{P(\rho^2 e^{i\gamma}; \rho^2)}{P(\rho^2; \rho^2)} - i\frac{\gamma}{2}(1 + \alpha_0). \quad (28)$$

If $\alpha_0 \neq 0$ (i.e., $U \neq 2$) then the Schwarz function $\mathcal{S}_0(z, t)$ has a simple pole at $|x| = \infty$, whereas for $\alpha_0 = 0$ (i.e., $U = 2$) $\mathcal{S}_0(z, t)$ is regular in the entire fluid domain. This property will be very important for the problem of velocity selection to be discussed later.

IV. TIME-DEPENDENT SOLUTIONS: GENERAL PROPERTIES

A. Conformal mapping

We shall consider the following general solution for the conformal mapping $z(\zeta, t)$ describing the bubble dynamics:

$$z(\zeta, t) = z_0(\zeta, t) + h(\zeta, t), \quad (29)$$

where $z_0(\zeta, t)$ is as given in (24) but where now $d(t)$ is a generic time-varying, real-valued parameter to be determined later. Also, the parameters γ and ρ become time dependent, so that their time evolution needs to be determined as part of the solution. We note, however, that α_0 remains constant. The general solution given in (29) can be seen as a generic perturbation (not necessarily small) of the steady solutions, where the the initial bubble

shape differs from the steady shape by the addition of the term $h(\zeta, 0)$. For subsequent times the interface will evolve according to the mapping (29).

Before we consider specific forms for the function $h(\zeta, t)$, let us discuss some general properties that it must satisfy. First, it is clear that $h(\zeta, t)$ must be analytic in D_ζ . Second, in view of the symmetry relations (4) and (17) it follows that

$$\bar{h}(1/\zeta, t) = h(\zeta, t), \quad (30)$$

and

$$h(\rho^{4n}\zeta, t) = h(\zeta, t) + \text{constant}, \quad n \in \mathbb{Z}. \quad (31)$$

Now suppose that $h(\zeta, t)$ has singularities, say, either logarithmic branch points or simple poles, at some pre-specified points $\{a_k | k = 1, \dots, N\}$, where $a_k \notin F_0$. Then from (30) it follows that the points $1/\bar{a}_k$ are also singular points (of the same nature) of $h(\zeta, t)$. This implies in view of (31) that the full set of singularities of $h(\zeta, t)$ is $\{\rho^{4n}a_k, \rho^{4n}/\bar{a}_k\}$, for $n \in \mathbb{Z}$. Furthermore, in view of (13) we see that $g(\zeta, t)$ has singularities at the points $\{\rho^{2n}a_k, \rho^{2n}/\bar{a}_k\}$. Without loss of generality, let us assume that $\rho^2 < |a_k(0)| < \rho$. From the preceding discussion, one can check that the only singularities of $g(\zeta, t)$ in the fluid region F_0 , besides those at ζ_\pm , are the points $\zeta_k = \rho^2/\bar{a}_k$ and $\varphi_0(\zeta_k) = a_k/\rho^2$, for $k = 1, \dots, N$. This implies in turn that $\mathcal{S}(z, t)$ has singularities inside the fluid domain F_0 at the points β_k and $\bar{\beta}_k$, where

$$\beta_k \equiv z(\rho^2/\bar{a}_k, t) = z_0(\rho^2/\bar{a}_k, t) + h(\rho^2/\bar{a}_k, t), \quad (32)$$

or more explicitly

$$\beta_k = d(t) + i\frac{\gamma}{2} + \log \frac{P(\rho^2 e^{-i\gamma}/\bar{a}_k; \rho^2)}{P(\rho^2/\bar{a}_k; \rho^2)} + \alpha_0 \log \frac{P(e^{i\gamma}\bar{a}_k; \rho^2)}{P(\bar{a}_k; \rho^2)} + h(\rho^2/\bar{a}_k, t). \quad (33)$$

Since the complex potential $w(z, t)$ is regular at these singular points of $\mathcal{S}(z, t)$, it follows from the property outlined after (11) that the quantities β_k must remain fixed in time:

$$\dot{\beta}_k = 0. \quad (34)$$

Furthermore, not only the location β_k of the singularities of $\mathcal{S}(z, t)$ must remain fixed, but so do their strength. Here there are two cases to consider. First, suppose that $h(\zeta, t)$ has a logarithmic singularity at a_k , that is,

$$h(\zeta, t) \approx \alpha_k \log(\zeta - a_k), \quad \text{as} \quad \zeta \rightarrow a_k,$$

for some complex parameter α_k . This implies turn that $\mathcal{S}(z, t) \approx \alpha_k \log(z - \beta_k)$, for $z \rightarrow \beta_k$. Hence, α_k must be constant. In addition, it is required that

$$\sum_{k=1}^N \alpha_k = 0, \quad (35)$$

to ensure univalence of $h(\zeta, t)$.

Similarly, if a_k is a pole of $h(\zeta, t)$, that is,

$$h(\zeta, t) \approx \frac{r_k}{\zeta - a_k} \quad \text{as} \quad \zeta \rightarrow a_k,$$

then the residue R_k of $\mathcal{S}(z, t)$ at the corresponding pole β_k must remain constant:

$$\dot{R}_k = 0, \quad (36)$$

where

$$R_k = -\frac{\rho^2 \bar{r}_k}{\bar{a}_k^2} z_\zeta(\rho^2 / \bar{a}_k). \quad (37)$$

(Poles of higher order could in principle be also considered but for simplicity we shall not discuss this detail here.)

Three additional real conserved quantities can be found by analyzing the behavior of $\mathcal{S}(z, t)$ at infinity. Proceeding as in Sec. III, one can show that $\mathcal{S}(z, t)$ has the following asymptotic behavior at infinity:

$$\mathcal{S}(z, t) = \alpha_0 z + B_\pm + O\left(\frac{1}{z}\right), \quad \text{for } x \rightarrow \pm\infty, \quad (38)$$

where

$$B_\pm = B_\pm^0 + h(\zeta_\pm / \rho^2, t) - \alpha_0 h(\zeta_\pm, t). \quad (39)$$

with B_\pm^0 as given in (28). Now inserting (38) into (11) and noting that $w_z \approx 1$ for $|z| \rightarrow \infty$, we then conclude that

$$\dot{B}_\pm = 2,$$

thus implying that the quantities β_\pm defined by

$$\beta_\pm = B_\pm - 2t \quad (40)$$

are constants of motion:

$$\dot{\beta}_{\pm} = 0. \quad (41)$$

More explicitly the conserved quantities β_{\pm} read

$$\beta_{\pm} = (1 - \alpha_0)d(t) - 2t \pm (1 - \alpha_0^2) \log \frac{P(\rho^2 e^{i\gamma}; \rho^2)}{P(\rho^2; \rho^2)} - i\frac{\gamma}{2}(1 + \alpha_0) + h(\zeta_{\pm}/\rho^2, t) - \alpha_0 h(\zeta_{\pm}, t) \quad (42)$$

Using the symmetry relations for $P(\zeta; \rho)$ and $h(\zeta, t)$, one can verify that β_{\pm} have the same imaginary part: $\text{Im}[\beta_+] = \text{Im}[\beta_-]$. This shows that there are only three real conserved quantities between the two complex constants β_{\pm} .

Summarizing our discussion thus far, we have seen that once the form of the function $h(\zeta, 0)$ is given—restricted to the class of functions possessing either logarithmic branch points or poles—the time evolution of its singularities a_k as well as of the parameters $d(t)$, $\gamma(t)$, and $\rho(t)$ are determined by the conserved quantities β_k and β_{\pm} , whose fixed values are set by the initial conditions. Furthermore, if said singularities are logarithmic branch points, then their strength α_k are constant; whereas if they are poles, their residues r_k evolve in time in such a way so as to keep the corresponding residue R_k of the Schwarz function constant. As we will see next, the existence of this set of conserved quantities impose severe restriction of the possible asymptotic evolution of the singularities a_k for $t \rightarrow \infty$.

B. Long-time asymptotic regime.

It follows from (42) that in order to keep β_{\pm} constant for all times, the parameter $d(t)$ must behave as

$$d(t) = Ut \quad \text{for} \quad t \rightarrow \infty, \quad (43)$$

with U as defined in (25). This follows from the fact that all other terms in the right-hand side of (42) stay finite for all times.

Similarly, using (43) in (33), one sees that a term in the right-hand side of (33) must cancel the divergence of $d(t)$ for $t \rightarrow \infty$, so as to ensure that β_k remains constant for all times. Inspection of (33) reveals that the only such possibility is to have

$$a_k \rightarrow \rho^2 e^{i\gamma} \quad \text{for} \quad t \rightarrow \infty. \quad (44)$$

We thus conclude that all singularities a_k 's, regardless of whether they are log-branch points or poles, must asymptotically converge to the same point $a_0^- = \rho^2 e^{i\gamma}$. Furthermore, one can show that in either case $h(\zeta, t) \rightarrow 0$ for $t \rightarrow \infty$. For instance, if $h(\zeta, t)$ has only logarithmic singularities, they will all approach the same point and cancel off because of condition (35), thus resulting in $h(\zeta, t) \rightarrow 0$ for $t \rightarrow \infty$. Similarly, if $h(\zeta, t)$ is a rational function with simple poles at points a_k with residue r_k , and $a_k \rightarrow \rho^2 e^{i\gamma}$, then condition (37) implies that $r_k \rightarrow 0$ for $t \rightarrow \infty$, so as to cancel the divergence of the term $z_\zeta(e^{i\gamma})$ and keep R_k constant, which then implies that $h(\zeta, t) \rightarrow 0$ for $t \rightarrow \infty$. We thus conclude that any time dependent solution that exists for all times will necessarily reach a steady regime described by the solution (24), where the bubble propagates with a constant speed U dictated by the parameter α_0 , as indicated in (25).

V. LOGARITHMIC SOLUTIONS

Here we shall consider the following solution for the function $h(\zeta, t)$:

$$h(\zeta, t) = \sum_{k=1}^N \left\{ \alpha_k \log P(a_k/\zeta; \rho^2) + \bar{\alpha}_k \log P(\bar{a}_k \zeta; \rho^2) \right\}, \quad (45)$$

where $a_k(t) \notin D_\zeta$, $k = 1, \dots, N$, are complex time-dependent parameters and α_k are complex constants satisfying the condition (35). As already mentioned, the initial values of $a_k(0)$ are chosen such that $\rho^2 < |a_k(0)| < \rho$. It is clear that by construction the function defined in (45) satisfies (30). Also, using relations (20) and (21), it is not difficult to check it also has the additional required symmetry indicated in (31).

The conserved quantities β_k and β_\pm defined respectively in (33) and (42) become

$$\begin{aligned} \beta_k = & d(t) + i\frac{\gamma}{2} + \log \frac{P(e^{-i\gamma} \rho^2 / \bar{a}_k; \rho^2)}{P(\rho^2 / \bar{a}_k; \rho^2)} + \alpha_0 \log \frac{P(e^{i\gamma} \bar{a}_k; \rho^2)}{P(\bar{a}_k; \rho^2)} + \\ & + \sum_{m=1}^N \left\{ \alpha_m \log P(a_m \bar{a}_k / \rho^2; \rho^2) + \bar{\alpha}_m \log P(\rho^2 \bar{a}_m / \bar{a}_k; \rho^2) \right\}, \end{aligned} \quad (46)$$

and

$$\begin{aligned}
\beta_{\pm} = & (1 - \alpha_0)d(t) - 2t \pm (1 - \alpha_0^2) \log \frac{P(\rho^2 e^{i\gamma}; \rho^2)}{P(\rho^2; \rho^2)} - i\frac{\gamma}{2}(1 + \alpha_0) + \\
& + \sum_{k=1}^N \{ \alpha_k \log P(\rho^2 a_k / \zeta_{\pm}; \rho^2) + \bar{\alpha}_k \log P(\bar{a}_k \zeta_{\pm} / \rho^2; \rho^2) \} \\
& - \alpha_0 \sum_{k=1}^N \{ \alpha_k \log P(a_k / \zeta_{\pm}; \rho^2) + \bar{\alpha}_k \log P(\bar{a}_k \zeta_{\pm}; \rho^2) \}.
\end{aligned} \tag{47}$$

As already discussed, equations (46) and (47) provide the complete time-dependence of the parameters $\gamma(t)$, $\rho(t)$, $d(t)$, and $a_k(t)$, once their initial values are given. More explicitly, if we write $a_k(t) = \xi_k(t) + i\eta_k(t)$, we can use the fact that $\dot{\beta}_k = 0$ and $\dot{\beta}_{\pm} = 0$ to obtain a set of $2N + 3$ ordinary differential equations for equal number of real-valued parameters, namely: d , γ , ρ , and $\{\xi_k, \eta_k | k = 1, \dots, N\}$. By integrating these equations numerically, it is then possible to compute the time evolution of the interface. Initial conditions should however be chosen carefully, since some of them may lead to a break-down of the solutions in finite time because of loss of univalence of the mapping $z(\zeta, t)$. Below we show several examples of bubble evolution described by our solutions.

As shown in Sec. III, if a solution exists for all times then the bubble will necessarily reach a steady regime where it moves with a constant speed U , whose value is determined by the parameter α_0 via (25). Let us first consider solutions where the bubble attains the asymptotic velocity $U = 2$, which occurs whenever $\alpha_0 = 0$.

In Fig. 2 we show an example of this case for a symmetric initial condition corresponding to the following parameters: $\gamma = \pi$, $\alpha_1 = 0.2$, $\alpha_2 = -0.4$, $\alpha_3 = 0.2$, $a_1(0) = -0.3$, $a_2(0) = \overline{a_3(0)} = 0.15 + 0.1i$. In this and all subsequent cases we take $\rho(0) = 0.4$. In Fig. 2(a) we display plots of the bubble interface at successive times. The red dots in this figure indicate the location of the fixed singularities β_k , $k = 1, 2, 3$, of the Schwarz function $\mathcal{S}(z, t)$. In Fig. 2(b) we show the trajectories (red curves) of the three singularities a_k in the ζ plane, where their initial locations are denoted by black crosses. (The conventions used in this figure will be adopted for the remaining figures.) The convergence of all singularities to the special point $a_0^- = -\rho^2$, for $t \rightarrow \infty$, is clearly visible in this figure. In Fig. 2(c) we plot the quantity \dot{d} , which yields an estimate of the bubble velocity, as a function of time. Comparing Figs. 2(a) and 2(c), one sees that the interface moves slowly at first, i.e., $\dot{d}(0) \approx 1.3 < U = 2$, but once it gets past the two singularities of $\mathcal{S}(z, t)$ that are initially upstream of the bubble,

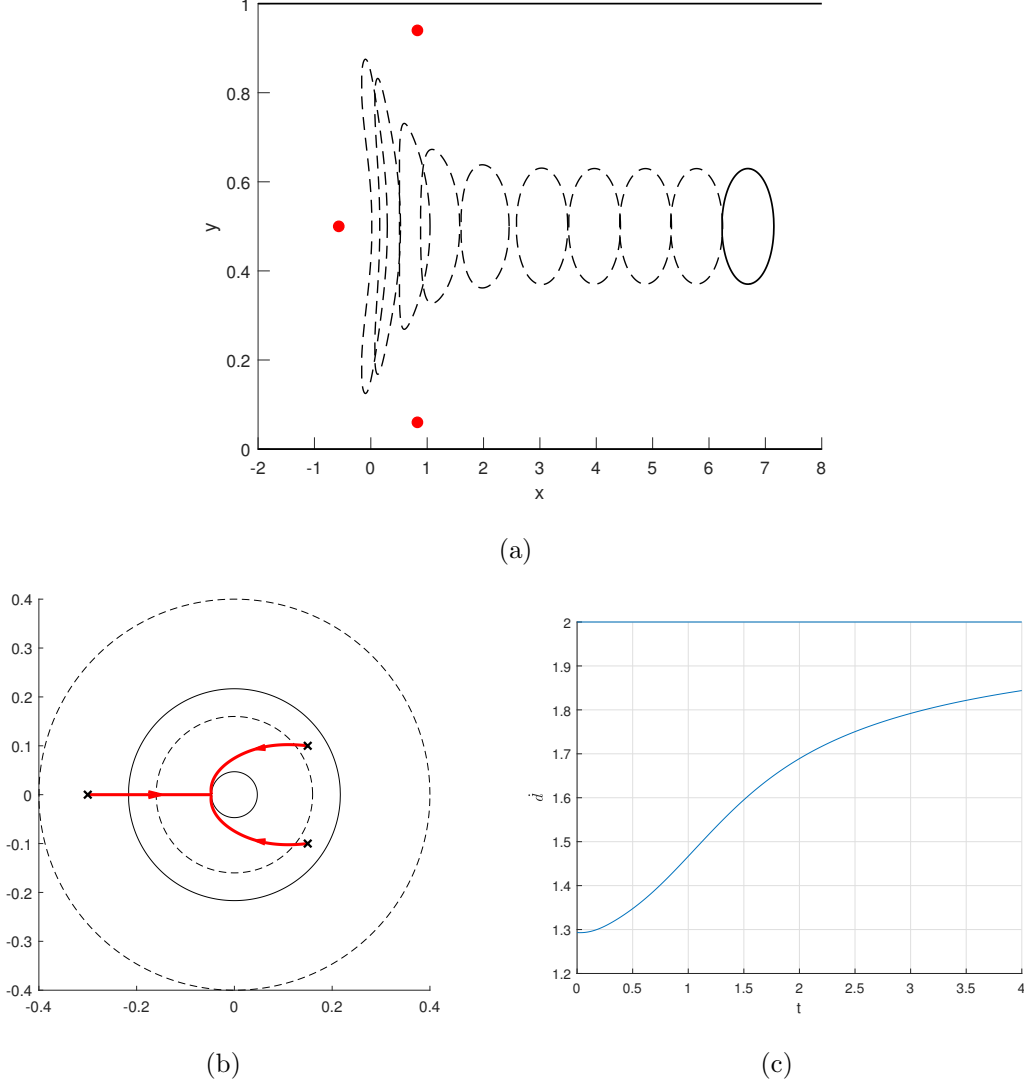


Figure 2: (a) Bubble evolution leading to a symmetric steady shape with $U = 2$. The initial shape corresponds to Eqs. (29) and (45) with the parameters $\gamma = \pi$, $\alpha_1 = -0.4$, $\alpha_2 = \alpha_3 = 0.2$, $a_1(0) = -0.3$, $a_2(0) = \overline{a_3(0)} = 0.15 + 0.1i$, and $\rho(0) = 0.4$. Successive shapes are shown at the time instants $t = 0, 0.1724, 0.5228, 0.8340, 1.3011, 1.8275, 2.2960, 2.7487, 3.2021, 3.6570$. The red dots indicate the locations of the singularities β_k , $k = 1, 2, 3$, of the Schwarz function. (b) The trajectories (red curves) of the singularities a_k in the ζ plane, where the black crosses indicate their initial locations. Here the dashed (solid) circles correspond to the initial (final) circles of radii ρ and ρ^2 . (c) The time derivative of the parameter $d(t)$ plotted as a function of time.

it quickly speeds up toward the asymptotic velocity $U = 2$.

In Fig. 3 we show an example of a bubble evolution where the initial shape is non-symmetric, leading therefore to an asymmetric steady shape. Here the parameters are

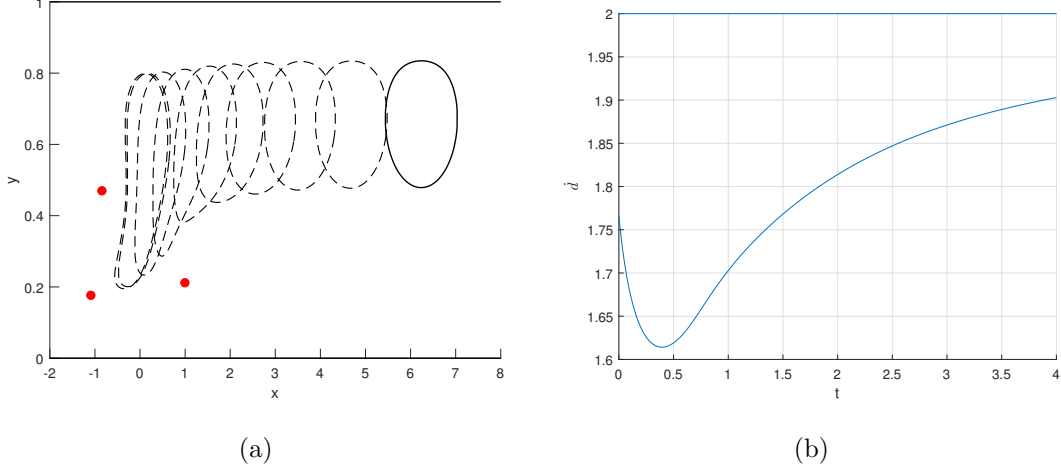


Figure 3: (a) Bubble evolution leading to a non-symmetric steady shape with $U = 2$. Here the parameters are $\alpha_0 = 0$, $\alpha_1 = -0.4$, $\alpha_2 = \alpha_3 = 0.2$, $a_1(0) = -0.3$, $\gamma(0) = \pi$, $a_2(0) = -0.2 - 0.1i$, $a_3(0) = 0.2 - 0.1i$, and $\rho(0) = 0.4$. The bubble shapes are shown for the times $t = 0, 0.0343, 0.2373, 0.5241, 0.8454, 1.1490, 1.5136, 1.9591, 2.5337, 3.3132$. (b) The time derivative of the parameter $d(t)$ plotted as a function of time.

$\gamma(0) = \pi$, $\alpha_0 = 0$, $\alpha_1 = -0.4$, $\alpha_2 = \alpha_3 = 0.2$, $a_1(0) = -0.3$, $a_2(0) = -0.2 - 0.1i$, and $a_3(0) = 0.2 - 0.1i$. It is interesting to see again the strong effect of the singularities of $\mathcal{S}(z, t)$ on the bubble dynamics: as the bubble approaches the singularity of $\mathcal{S}(z, t)$ that lies upstream, it slows down (see Fig. 3(b)) and deforms considerably (see Fig. 3(a)), so as to ‘overcome’ this singularity; and once it does so, the bubble speeds up towards the steady value $U = 2$.

Solutions leading to an asymptotic velocity $U \neq 2$ are obtained by choosing $\alpha_0 \neq 0$. In Fig. 4(a) we show a case where the final speed is $U = 1.5$, with Fig. 4(b) showing the trajectories of the singularity of the map $z(\zeta, t)$ in the ζ plane. Here the parameters are: $\gamma = \pi$, $\alpha_0 = -0.33$, $\alpha_1 = \alpha_3 = 0.2$, $\alpha_2 = -0.4$, $a_1(0) = \overline{a_3(0)} = -0.2 - 0.05i$, and $a_2(0) = -0.3$. Notice that $z(\zeta, t)$ now has singularities at the special points $a_0^+ = \rho^2$ and $a_0^- = -\rho^2$, see (24); besides the singularities a_k , $k = 1, 2, 3$, which all approach a_0^- for $t \rightarrow \infty$; see Fig. 4(b). In Fig. 5 we show another example with $U \neq 2$, where now the bubble reaches the asymptotic velocity $U = 2.5$. Note that bubbles that move with velocity $U < 2$ (see Fig. 4) become compressed in the flow direction and elongated in the transverse direction, whereas for bubbles with $U > 2$ (see Fig. 5) the opposite happens, as expected [49].

Depending on the initial conditions, it may so happen that the bubble does not succeed

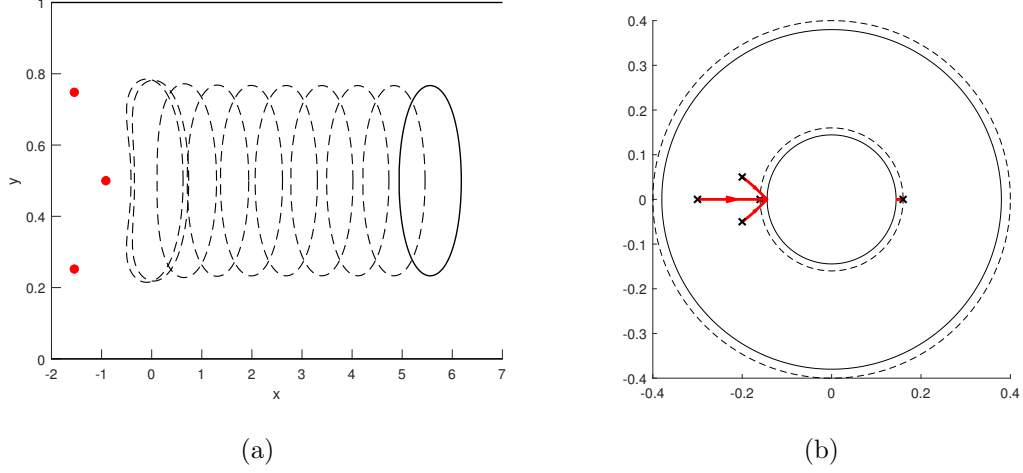


Figure 4: (a) Bubble evolution for an initial shape leading to an asymptotic velocity $U = 1.5$. The parameters are (a): $\alpha_0 = -0.33$, $\alpha_1 = 0.2$, $\alpha_2 = -0.4$, $\alpha_3 = 0.2$, $a_1(0) = -0.2 - 0.05i$, $a_2(0) = -0.3$, $a_3(0) = -0.2 + 0.05i$. (b) Trajectories of the singularities of the map $z(\zeta, t)$ in the ζ plane.

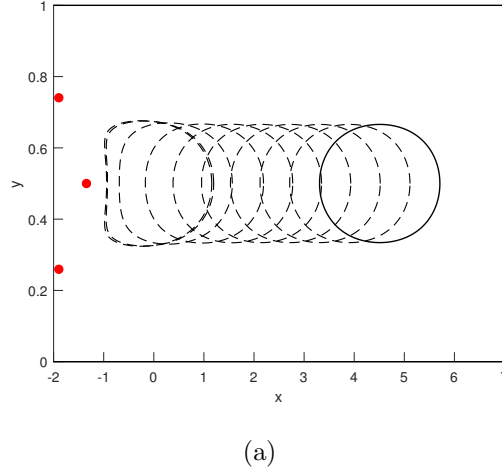


Figure 5: Bubble evolution leading to $U = 2.5$. Here the parameters are: $\alpha_0 = 0.2$, $\alpha_1 = 0.2$, $\alpha_2 = -0.4$, $\alpha_3 = 0.2$, $a_1(0) = -0.2 - 0.05i$, $a_2(0) = -0.3$, $a_3(0) = -0.2 + 0.05i$.

to get past the singularities of $\mathcal{S}(z, t)$, leading to a loss of univalence of the map $z(\zeta, t)$ at some finite time, at which point the interface self-intersects and the solution ceases to be physically valid henceforth. Such bubble ‘breakup’ will always occur, for example, if we start with a symmetric shape having a singularity of $\mathcal{S}(z, t)$ on the channel centreline ahead of the bubble, an example of which is shown in Fig. 6(a). One sees from this figure that, as the bubble approaches the singularity (red dot) of $\mathcal{S}(z, t)$, the fore side of the interface gets ‘pinned’ by the singularity, so that an incipient ‘fjord’ develops. However, as the aft-side of the interface continues to advance, it will eventually touch the fore interface. (The last

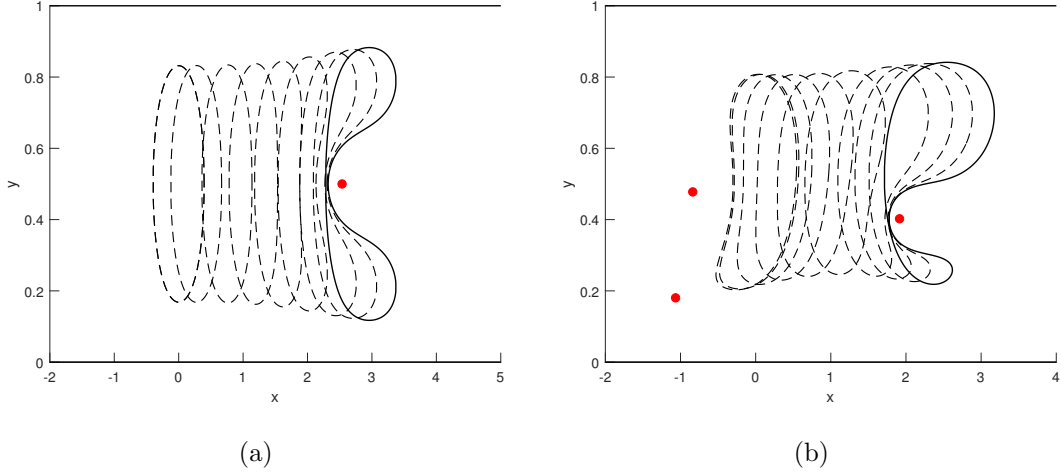


Figure 6: Time evolution of symmetric (a) and non-symmetric (b) bubbles, showing ‘breakup’ at finite time. The parameters are (a): $\alpha_0 = 0$, $\alpha_1 = -0.3$, $\alpha_2 = 0.3$, $a_1(0) = -0.17$, $a_2(0) = 0.18$; and (b): $\alpha_0 = 0$, $\alpha_1 = 0.2$, $\alpha_2 = -0.4$, $\alpha_3 = 0.2$, $a_1(0) = -0.2 - 0.1i$, $a_2(0) = -0.3$, $a_3(0) = 0.2 - 0.015i$

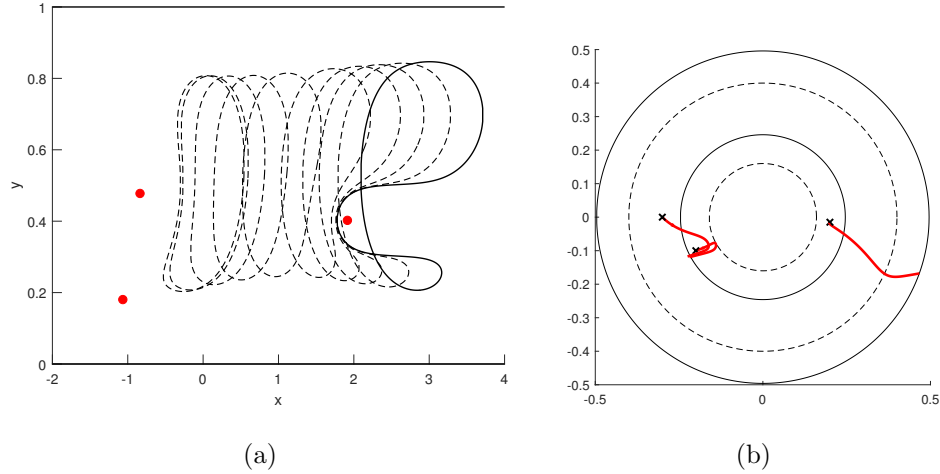


Figure 7: Mathematical evolution in the physical z plane (a) and mathematical ζ plane (b) of a logarithmic solution past the time of the initial loss of univalence of the map $z(\zeta, t)$. The parameters are as in Fig. 6(b).

interface shown in Fig. 6(a) corresponds to shortly before this touching point.) Asymmetric bubble breakup can also occur, as shown in Fig. 6(b). In this figure, the initial shape is such that the singularity of $\mathcal{S}(z, t)$ that induces the breakup is closer to the bottom part of the interface. In real systems, once a very narrow bubble neck forms, other physical effects come into play causing the bubble to split into two smaller bubbles, which would then continue to move down the channel, possibly reaching a steady multibubble configuration [33]. Exact

solutions such as those shown in Fig. 6 can thus be viewed as describing the dynamical process leading to bubble breakup. Although these solutions are not physically valid past the time when the interface first self-intersects, they remain nonetheless mathematical valid in the sense that the corresponding dynamical system for the singularities $\{a_k(t)\}$ can be integrated past the ‘breakup’ point, as shown in Fig 7.

VI. RATIONAL SOLUTIONS

Here we consider solutions where the function $h(\zeta, t)$ has only simple poles. (Solutions with poles of higher order could in principle be constructed but we shall not pursue this detail here.) More concretely, we write

$$h(\zeta, t) = \sum_{k=1}^N [\alpha_k K(a_k/\zeta; \rho^2) + \bar{\alpha}_k K(\bar{a}_k \zeta; \rho^2)] , \quad (48)$$

where $\alpha_k(t)$ and $a_k(t) \notin D_\zeta$, $k = 1, \dots, N$, are complex time-dependent parameters, and the function $K(\zeta; \rho)$ is defined as

$$K(\zeta; \rho) = \zeta \frac{d}{d\zeta} \log P(\zeta; \rho), \quad (49)$$

or more explicitly

$$K(\zeta; \rho) = \frac{1}{\zeta^{-1} - 1} + \sum_{n=0}^{\infty} \rho^{2n} \left[\frac{1}{\zeta - \rho^{2n}} - \frac{1}{\zeta^{-1} - \rho^{2n}} \right]. \quad (50)$$

It is easy to verify the following properties of the function $K(\zeta; \rho)$:

$$K(1/\zeta; \rho) = 1 - K(\zeta; \rho), \quad (51)$$

$$K(\rho^{\pm 2} \zeta; \rho) = K(\zeta; \rho) \mp 1, \quad (52)$$

which in turn imply that the function $h(\zeta, t)$ given in (48) satisfies condition (30) and (31), as required.

The conserved quantities β_k and β_{\pm} in this case are given by

$$\begin{aligned} \beta_k = & d(t) + i \frac{\gamma}{2} + \log \frac{P(e^{-i\gamma} \rho^2 / \bar{a}_k; \rho^2)}{P(\rho^2 / \bar{a}_k; \rho^2)} + \alpha_0 \log \frac{P(e^{i\gamma} \bar{a}_k; \rho^2)}{P(\bar{a}_k; \rho^2)} + \\ & + \sum_{m=1}^N [\alpha_m K(a_m \bar{a}_k / \rho^2; \rho^2) + \bar{\alpha}_m K(\rho^2 \bar{a}_m / \bar{a}_k; \rho^2)] , \end{aligned} \quad (53)$$

and

$$\begin{aligned}
\beta_{\pm} = & (1 - \alpha_0)d(t) - 2t \pm (1 - \alpha_0^2) \log \frac{P(\rho^2 e^{i\gamma}; \rho^2)}{P(\rho^2; \rho^2)} - i\frac{\gamma}{2}(1 + \alpha_0) + \\
& + \sum_{k=1}^N [\alpha_k K(\rho^2 a_k / \zeta_{\pm}; \rho^2) + \bar{\alpha}_k K(\bar{a}_k \zeta_{\pm} / \rho^2; \rho^2)] \\
& - \alpha_0 \sum_{k=1}^N [\alpha_k K(a_k / \zeta_{\pm}; \rho^2) + \bar{\alpha}_k K(\bar{a}_k \zeta_{\pm}; \rho^2)] .
\end{aligned} \tag{54}$$

From (48) one also sees that the residue of $h(\zeta, t)$ at a pole a_k is $r_k = \alpha_k a_k$; hence the additional conserved quantity R_k introduced in (37) becomes

$$R_k = -\frac{\rho^2 \bar{\alpha}_k}{\bar{a}_k} z_{\zeta}(\rho^2 / \bar{a}_k). \tag{55}$$

The set of conserved quantities, β_{\pm} and $\{\beta_k, R_k | k = 1, \dots, N\}$, are thus sufficient to determine the time evolution of the parameters $d(t)$, $\gamma(t)$, $\rho(t)$, and $\{a_k, \alpha_k | k = 1, \dots, N\}$. Examples of solutions for this case are shown in Figs. 8-10. In the examples shown we have chosen $\alpha_0 = 0$, so that the bubble will reach a steady shape with $U = 2$.

In Fig. 8(a) we show a rational solution that has only one simple pole, i.e., $N = 1$ in (48). As before, the red point in this figure indicate the location of the fixed singularity of the Schwarz function. Here the initial values of the parameters are $\alpha_1(0) = -0.05 - i0.05$, $a_1(0) = -0.55 - i0.15$, $\gamma(0) = \pi$, and $\rho(0) = 0.16$. The bubble shapes are shown at equal time intervals from $t = 0$ up to $t = 2$. In Fig. 8(b) we show the time evolution of the singularity $a_1(t)$ in the complex ζ plane, where one sees that it approaches the attractor $a_0^- = \rho^2 e^{i\gamma}$, and as it does so the bubble reaches a steady shape with $U = 2$, as indicated in Fig. 8(c), where the time derivative of the parameter $d(t)$ is plotted as a function of time. Similar behavior is seen in Fig. 9, where we show a symmetric rational solution with three poles ($N = 3$), with the following initial parameters: $\alpha_1(0) = \alpha_3(0) = 0.05$, $\alpha_2(0) = -0.02$, $a_1(0) = \bar{a}_3(0) = 0.15 + i0.1$, $a_2(0) = -0.1$, $\gamma(0) = \pi$, and $\rho(0) = 0.16$.

Depending on the location of the singularities of the Schwarz function of the initial shape (which we recall remain fixed), the bubble may develop “sharp corners” as the interface approaches one of these fixed points. As example of this situation is shown in Fig. 10, where one sees that the interface deforms quite a bit and develops a region of high curvature (“near cusp”) as it approaches the singularity of $\mathcal{S}(z, t)$ that originally lies ahead of the bubble, which causes the bubble to slow down momentarily, as seen in Fig. 10(c). But once

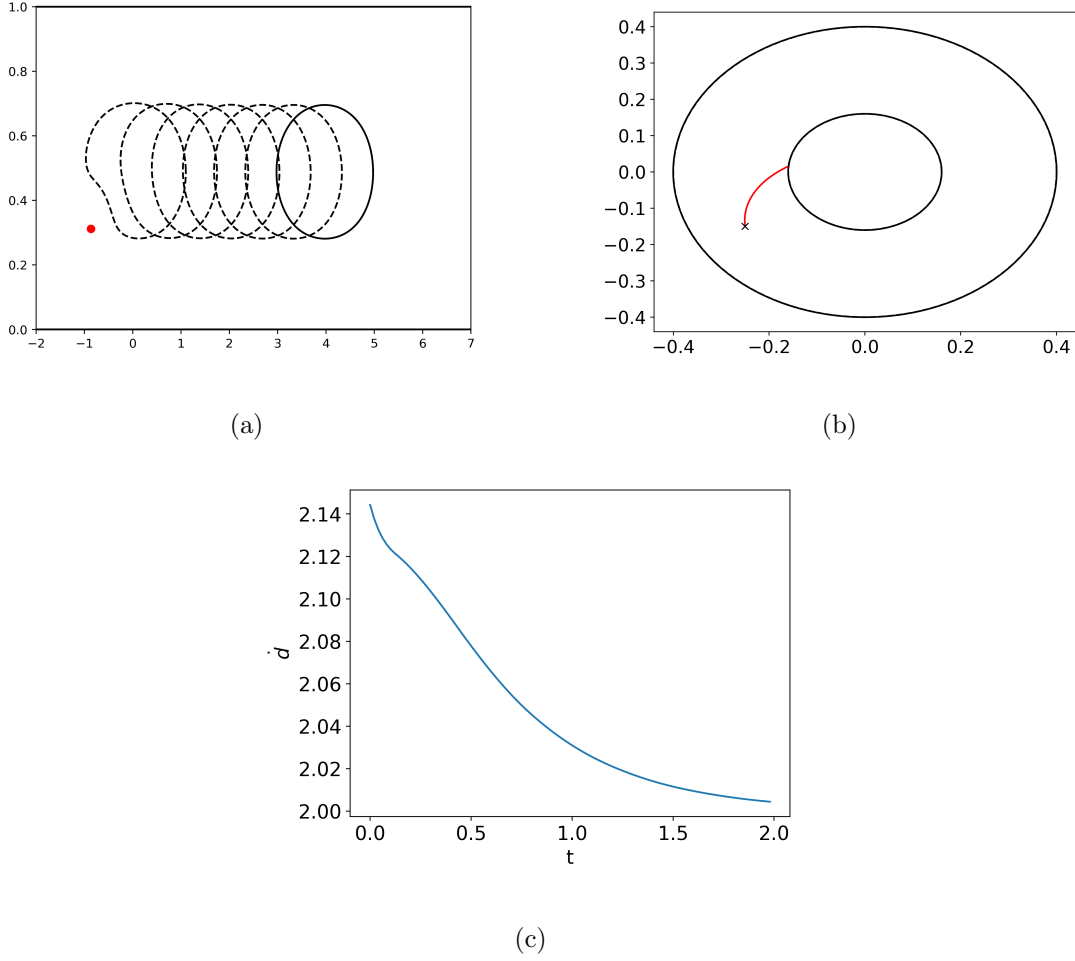


Figure 8: (a) Bubble evolution leading to a non-symmetric steady shape with $U = 2$ for a rational solution with one pole singularity. Here the parameters are $\alpha_0 = 0$, $\alpha_1 = -0.05 - i0.05$, $a_1(0) = -0.55 - i0.15$, $\gamma(0) = \pi$, and $\rho(0) = 0.16$. The bubble shapes are shown at equal time intervals from $t = 0$ up to $t = 2$. (b) Time evolution of the singularity $a_1(t)$ in the complex ζ plane. (c) Time derivative of the parameter $d(t)$ plotted as a function of time.

the bubble manages to overcome this singular point (of the Schwarz function), it quickly approaches a steady-state shape with $U = 2$; see Fig. 10(c). There may however be initial data that leads to actual cusp formation in finite time, as shown in Fig. 11, where the last interface shown is for the time when the cusp forms, which corresponds to the time when a zero of the mapping $z(\zeta, t)$ hits the circle C_1 (of radius ρ). After this time the solution is no longer physically acceptable (because the interface self-intersects) although it remains mathematically valid in the sense that the numerical integration of the dynamical is still

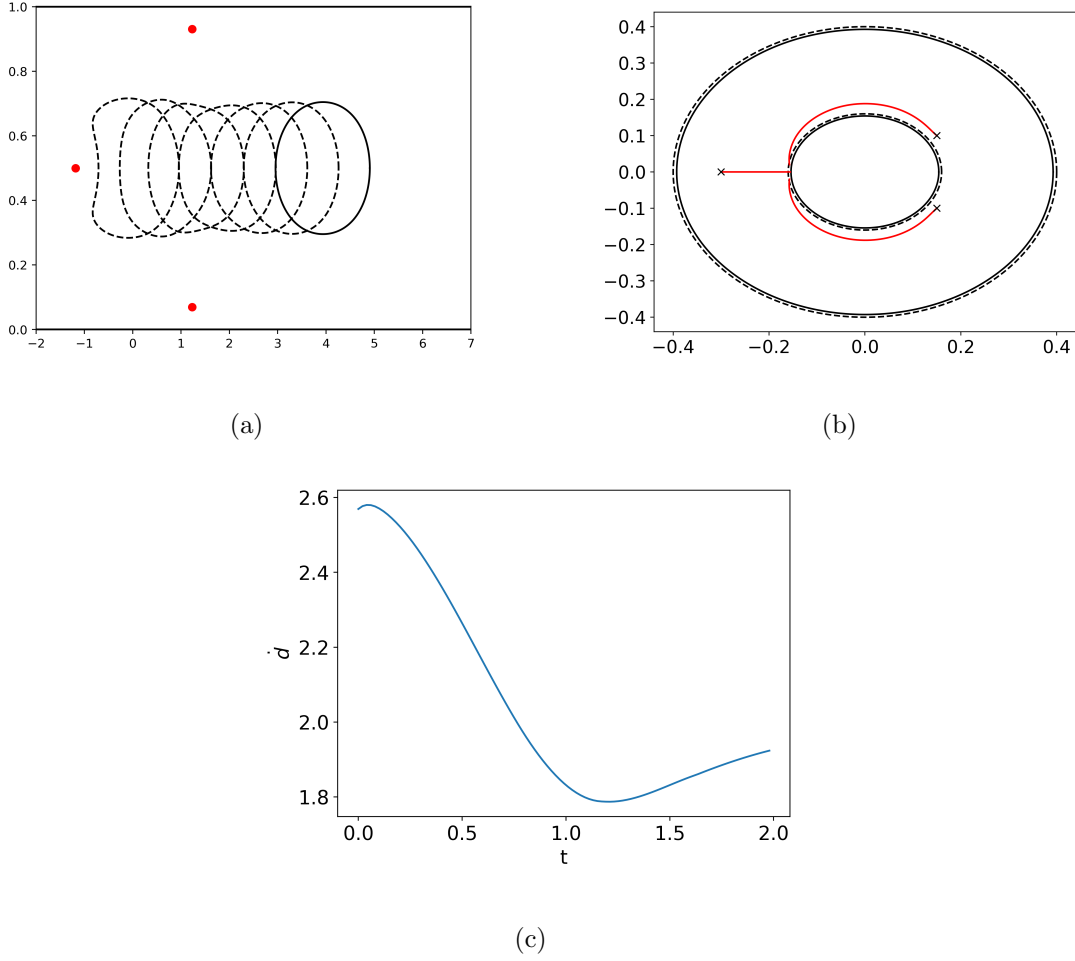


Figure 9: (a) Bubble evolution leading to a symmetric steady shape with $U = 2$ for a rational solution with three pole singularities. Here the parameters are $\alpha_0 = 0$, $\alpha_1 = \alpha_3 = 0.05$, $\alpha_2 = -0.02$, $a_1(0) = \bar{a}_3 = 0.15 + i0.1$, $a_2(0) = -0.1$, $\gamma(0) = \pi$ and $\rho(0) = 0.16$. The bubble shapes are shown at equal time intervals from $t = 0$ up to $t = 2$. (b) Time evolution of the singularity $a_k(t)$, $k = 1, 2, 3$, in the complex ζ plane. (c) Time derivative of the parameter $d(t)$ plotted as a function of time.

possible, as shown in Fig. 12.

VII. VELOCITY SELECTION

As already mentioned in the introduction, the *selection problem* for Hele-Shaw flows concerns the fact that out of the continuous family of analytical solutions for a steadily moving finger [15] or bubble [16] only a specific pattern (namely, that with velocity $U = 2$) is experimentally observed (in the limit of vanishing surface tension). In the mid 1980s, it

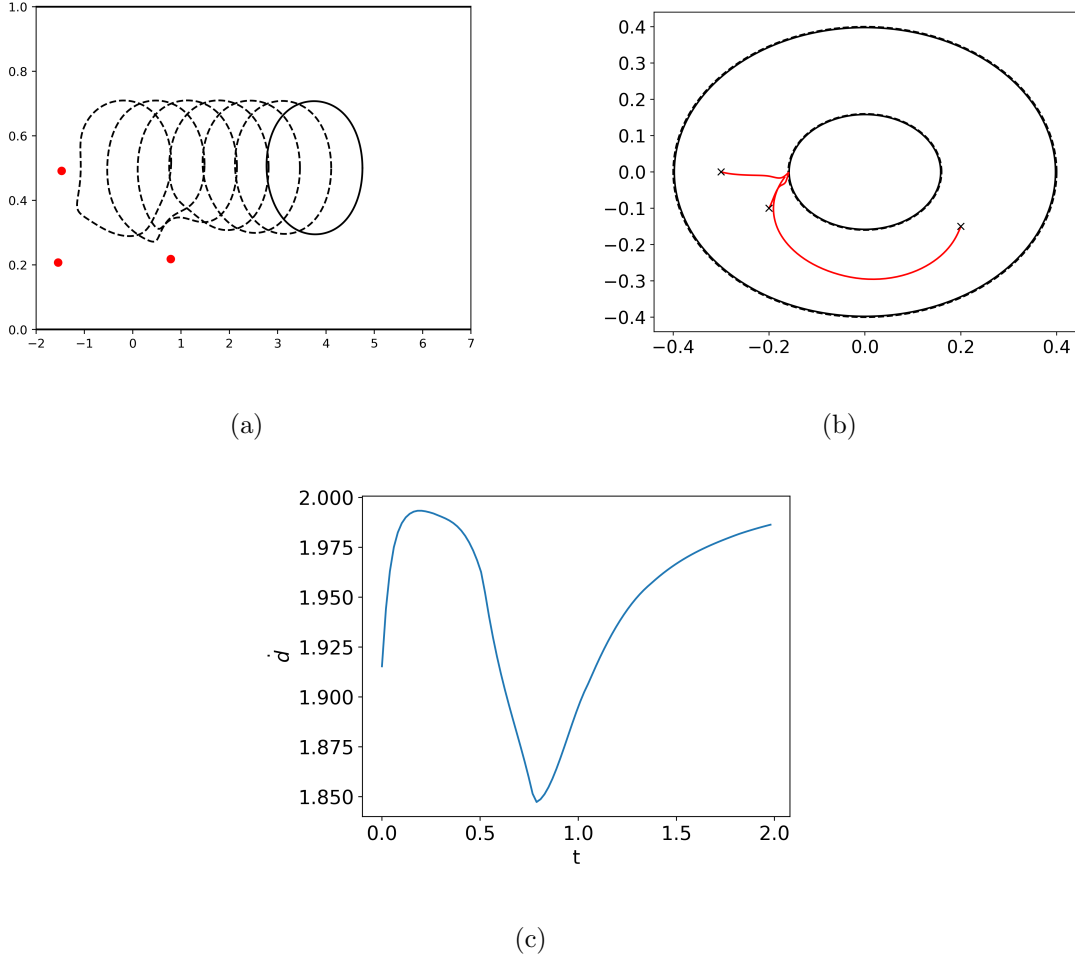


Figure 10: (a) Bubble evolution leading to a non-symmetric steady shape with $U = 2$ for a rational solution with three pole singularities. Here the parameters are $\alpha_0 = 0$, $\alpha_1 = 0.1$, $\alpha_2 = -0.05$, $\alpha_3 = 0.05$, $a_1(0) = -0.2 - i0.1$, $a_2(0) = -0.3$, $a_3 = 0.2 - i0.15$, $\gamma(0) = \pi$, and $\rho(0) = 0.6$. The bubble shapes are shown at equal time intervals from $t = 0$ up to $t = 2$. (b) Time evolution of the singularity $a_k(t)$, $k = 1, 2, 3$, in the complex ζ plane. (c) Time derivative of the parameter $d(t)$ plotted as a function of time.

was shown by several groups [36] that the inclusion of small surface tension effects can select the observed pattern. Subsequently, it was shown [39] from the analysis of time-dependent solutions without surface tension which remain non-singular for all times, that the selected finger, i.e., that with $U = 2$, is the only attractor of the dynamics. This result indicated for the first time that surface tension was not necessary for velocity selection, as the special nature of the selected pattern is already present in the dynamics of the idealized problem

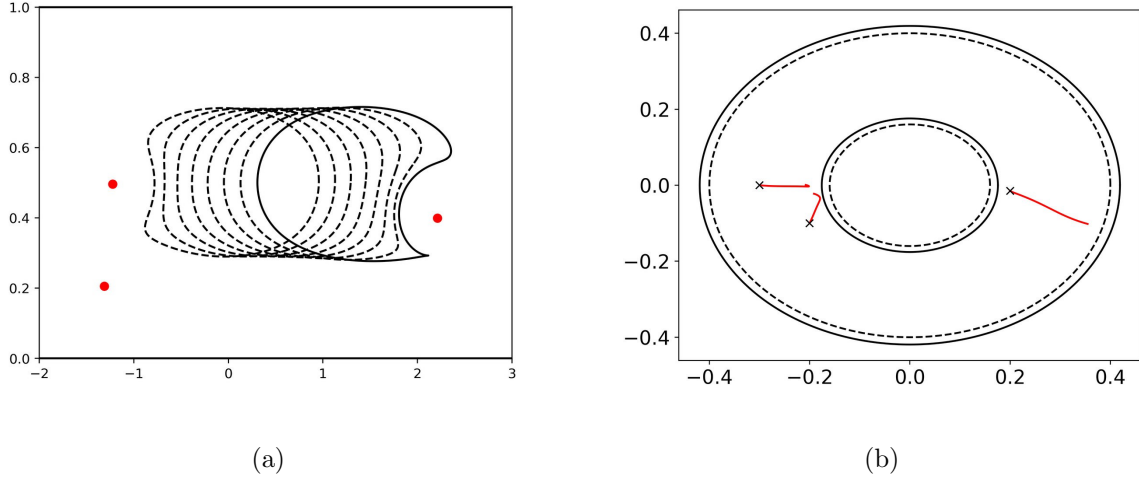


Figure 11: (a) Bubble evolution leading to cusp formation in finite time. Here the parameters are $\alpha_0 = 0$, $\alpha_1(0) = 0.04$, $\alpha_2(0) = -0.08$, $\alpha_3(0) = 0.04$, $a_1(0) = -0.2 - 0.1i$, $a_2(0) = -0.3$, $a_3(0) = 0.2 - 0.015i$, $\gamma(0) = \pi$, and $\rho(0) = 0.16$. The bubble shapes are shown at equal time intervals of $t = 0$ up to $t = 0.65$. (b) Time evolution of the singularity $a_k(t)$, $k = 1, 2, 3$, in the complex ζ plane.

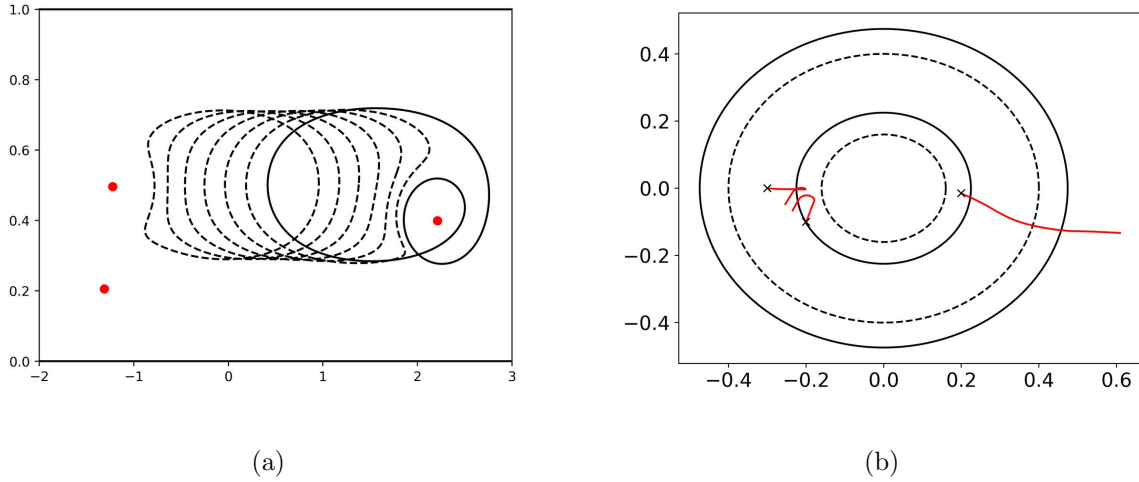


Figure 12: Mathematical evolution in the physical z plane (a) and mathematical ζ plane (b) of a rational solution past the time of cusp formation. The parameters are as in Fig. 11.

(i.e., without regularizing boundary conditions). Recently, it was shown that a similar selection mechanism also holds for Hele-Shaw bubbles both in a channel [24, 33] and in an unbounded cell [40]. In what follows we give a more complete presentation of the argument, briefly discussed in Ref. [24], that addresses the selection problem for a single bubble in a

Hele-Shaw channel through the stability analysis of the time-dependent solutions described in Sec. IV.

First, we recall, as shown in Sec. IV B, that if assume that the function $z(\zeta, t)$ given in (29) exists for all times, then the function $h(\zeta, t)$ must vanish for $t \rightarrow \infty$, leaving us with the steady solution (24) where the bubble moves with speed U . Now, a special aspect of the steady solutions with $U \neq 2$ is that the mapping $z(\zeta, t)$ given in (24) have singularities at the two special points $a_0^+ = \rho^2$ and $a_0^- = \rho^2 e^{i\gamma}$, implying that the Schwarz function $\mathcal{S}(z, t)$ has a pole at infinity. Suppose now that we perturb this steady solution slightly by causing an infinitesimal displacement of these two singularities. More precisely, we consider a perturbed initial shape of the form

$$z(\zeta, 0) = d(0) + i\frac{\gamma}{2} + \log \frac{P(e^{-i\gamma}\zeta; \rho^2)}{P(\zeta; \rho^2)} + \frac{\alpha_0}{2} \log \frac{P(\zeta/(\rho^2 e^{i\gamma} + \varepsilon_-))P(1/\zeta(\rho^2 e^{-i\gamma} + \bar{\varepsilon}_-))}{P(\zeta/(\rho^2 + \varepsilon_+))P(1/\zeta(\rho^2 + \bar{\varepsilon}_+))}. \quad (56)$$

where $\varepsilon_{\pm}(0)$ are some small perturbations, i.e., $|\varepsilon_{\pm}(0)| \ll 1$. The form of the perturbation term above is dictated by the requirement that it must have constant imaginary part on C_0 , so as to preserves the boundary condition $\text{Im}[z(\zeta, t)] = \text{const.}$, for $\zeta \in C_0$.

Note that moving the singularities of the map $z(\zeta, t)$ from the special points a_0^{\pm} to arbitrarily nearby points, $a_1 = a_0^- + \varepsilon_-$ and $a_2 = a_0^+ + \varepsilon_+$, has an arbitrarily small effect on the actual shape of the perturbed interface. Indeed, one can easily verify that Eq. (56) recovers the corresponding unperturbed solution (24) for $\varepsilon_{\pm} \rightarrow 0$. [To show this, use property (21) which implies that $P(1/\zeta \rho^2 e^{-i\gamma})/P(1/\zeta \rho^2) = e^{i2\gamma} P(e^{-i\gamma}\zeta/\rho^2)/P(\zeta/\rho^2)$.] This small perturbation has, notwithstanding, a profound impact on the singularity structure of the Schwarz function, in that it replaces the pole of $\mathcal{S}(z, t)$ at infinity with two finite logarithmic singularities. (Furthermore, the perturbations must be such that $\rho^2 < |a_1|, |a_2| < \rho$, so that $z(\zeta, t)$ remains free from singularities in the fluid domain, except at the preimages, ζ_{\pm} , of the points $x = \pm\infty$.)

Since the perturbed map (56) now has singularities at the points $a_1 \neq a_0^-$ and $a_2 \neq a_0^+$, they both must necessarily approach the point a_- as $t \rightarrow +\infty$, as shown in Sec. III, thus cancelling the perturbation term in (56). In other words, in the steady regime the solution becomes simply

$$z(\zeta, t) = 2t + i\frac{\gamma}{2} + \log \frac{P(e^{-i\gamma}\zeta; \rho^2)}{P(\zeta; \rho^2)}, \quad (57)$$

which corresponds precisely to a steady solution with velocity $U = 2$. This result, together with the discussion in Sec. III, demonstrates that the only *attractor* of the dynamical system corresponding to the motion of singularities $\{a_k(t)\}$, for $k = 1, \dots, N$, corresponds to the solution with $U = 2$.

It is perhaps instructive to analyze how the selection scenario described above takes place in the physical z -plane. As already noted, the perturbation enacted by the last term in (56) splits the pole of $\mathcal{S}(z, t)$ at infinity into two logarithmic singularities located at some finite (albeit faraway) points. Now, given that the singularities of $\mathcal{S}(z, t)$ remain fixed in time, they will all eventually be left infinitely far behind the bubble for $t \rightarrow \infty$, since we assume that the solution exists for all times. The final result then is that the bubble must reach an asymptotic shape whose Schwarz function is regular in the entire fluid domain—the only such possibility being a solution with $U = 2$.

In Fig. 13 we show an example of a bubble evolution resulting from a small perturbation of a symmetric steady shape with $U = 4$. In this figure, the perturbation was chosen so that the pole of the Schwarz function at infinity was replaced with three finite log-singularities: two of which were placed on the channel walls (red dots), while the third one lies far behind the bubble (not shown in the figure). At first, the bubble hardly feels the presence of these new singularities and so it moves, almost without deformation, with a nearly constant velocity equal to that of the unperturbed shape (i.e., $U = 4$); see Fig. 13(b). However, as soon as the bubble passes the singularities of $\mathcal{S}(z, t)$ upstream, it suddenly expands in the transverse direction, thus reducing its speed towards the selected velocity $U = 2$. In Fig. 13(c) we show the trajectories (red curves) of the singularities of $z(\zeta, t)$, where one clearly sees that all singularities move towards the point $a_0^- = -\rho^2$. Here, as before, the initial locations of the singularities are indicated by black crosses. Note that the singularity initially at $a_0^+ = \rho^2$ has been split into two nearby singularities that appear as one in the scale of Fig. 13(c); but for later times they both move apart from a_0^+ and toward a_0^- , which is the sole attractor of the dynamics.

The preceding stability argument thus shows that, even if we could prepare the real system with an initial condition corresponding to a steady solution with $U \neq 2$, inevitable perturbations will lead to a steady regime where the bubble moves with speed $U = 2$. In this context, surface tension is just one of many possible perturbations that can force the system toward the attractor, while also regularizing high curvatures.

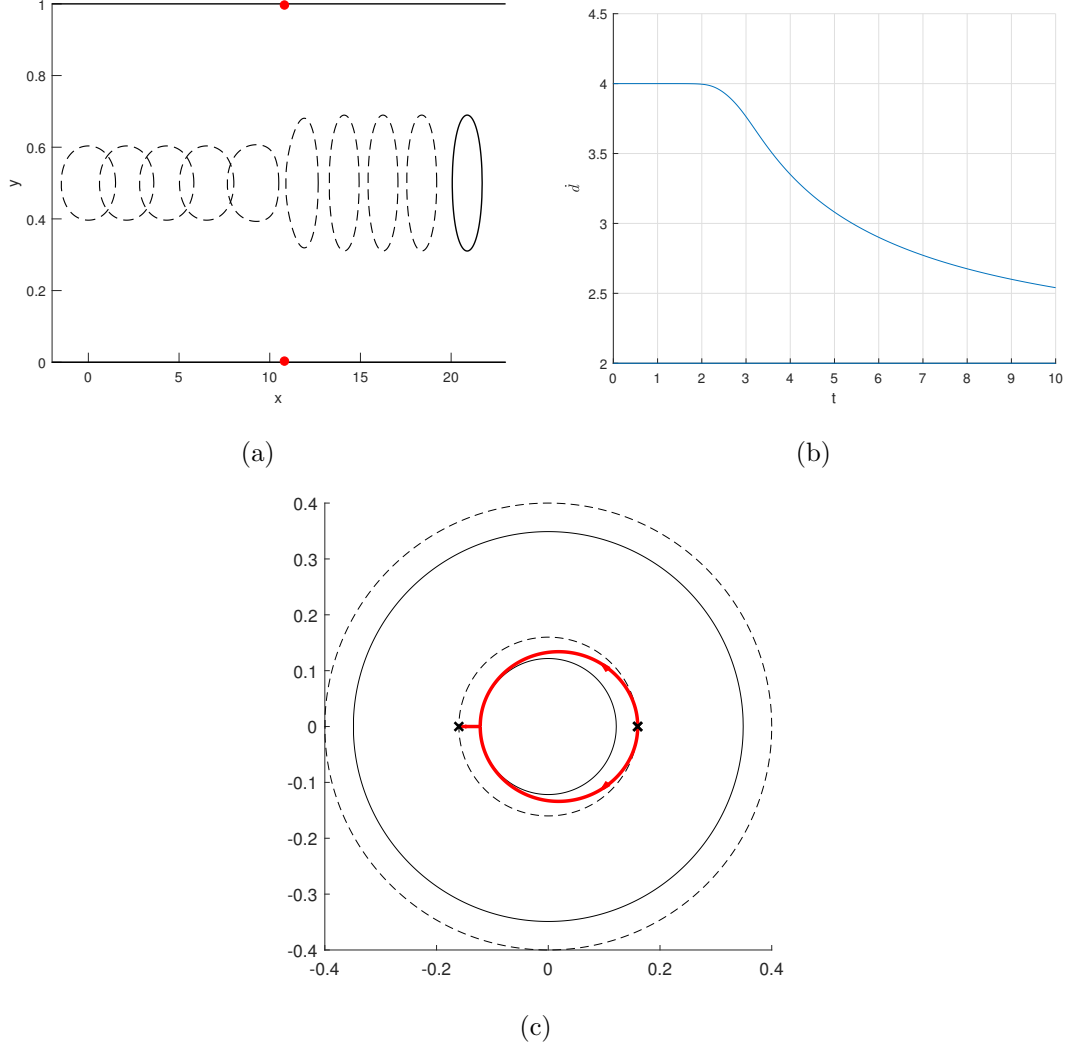


Figure 13: Shape evolution (b) and velocity (b) after perturbing a steady solution with $U = 4$. Here the initial shape corresponds to Eq. (56) with parameters $\alpha_0 = 0$, $\alpha_1 = 0.25$, $\alpha_2 = -0.125$, $\alpha_3 = -0.125$, $a_1(0) = -0.16 - 10^{-4}$, $a_2(0) = 0.16 + 10^{-7} + 10^{-5}i$, $a_3(0) = 0.16 + 10^{-7} - 10^{-5}i$. Time instant shown are $t = 0, 0.5274, 1.0793, 1.6306, 2.2904, 3.2246, 4.3490, 5.4190, 6.4867, 7.7407$. (c) Trajectories of the singularities of the map $z(\zeta, t)$ in the ζ plane.

VIII. CONCLUSIONS

We have presented a general class of analytical solutions for the unsteady motion of a bubble in a Hele-Shaw channel. The solutions are given in terms of a conformal mapping from an annulus to the fluid region outside the bubble, with the corresponding mapping function being written explicitly in terms of certain special (elliptic) functions. The time-dependent parameters that enter the solutions are given implicitly by a set of conservation laws which

reflect the integrable nature of the Laplacian growth model. Numerically solving the set of ordinary differential equations that derives from these conservation laws allows us to follow the motion of the bubble in time for any given initial shape. Several examples of time-evolving bubbles have been presented. We have shown, both analytically and numerically, that in the asymptotic limit of large times, i.e., for $t \rightarrow \infty$, our time-dependent solutions approach the known steady solutions for a single bubble in a Hele-Shaw channel [16, 24, 38].

We have also shown that the steady solutions with $U = 2V$ are the only attractor of the dynamics. The analysis reported here confirms in greater detail the argument, put forth in [39] for a finger and in [24] for a bubble, that velocity selection in Hele-Shaw interface flows can be explained entirely within the context of the zero surface tension dynamics (Laplacian growth). In this scenario, the selection mechanism is encoded in the very dynamics of the idealized Laplacian growth model (without any regularizing boundary condition), as the selected pattern is the only attractor of the dynamics.

Acknowledgments

This work was supported in part by the Conselho Nacional de Desenvolvimento Científico e Tecnológico (CNPq) under Grant No. 312985/2020-7 (GLV).

-
- [1] H. Lamb, *Hydrodynamics* (Cambridge University Press, Cambridge, 1906).
 - [2] H. Darcy, *Les fontaines publiques de la ville de Dijon* (Dalmont, Paris, 1856).
 - [3] S. Whitaker, Transp. Porous Med. **1**, 3 (1986).
 - [4] J. S. Langer, Rev. Mod. Phys. **52**, 1 (1980).
 - [5] A. P. Aldushin, B. J. Matkowsky, Combustion Sci. and Tech. **133**, 293 (1998).
 - [6] M. Ben Amar, Physica D (Amsterdam, Neth.) **134**, 275 (1999).
 - [7] A. Luque, F. Brau, and U. Ebert, Phys. Rev. E **78**, 016206 (2008).
 - [8] J. Müller and W. van Saarloos, Phys. Rev. E **65**, 061111 (2002).
 - [9] P. Pelcé, *Dynamics of Curved Fronts* (Academic Press, San Diego, 1988).
 - [10] M. Mineev-Weinstein, P. B. Wiegmann, and A. Zabrodin, Phys. Rev. Lett. **84**, 5106 (2000).
 - [11] I. Krichever, M. Mineev-Weinstein, P. Wiegmann, and A. Zabrodin, Physica D **198**, 1 (2004).
 - [12] M. Mineev-Weinstein, M. Putinar, R. Teodorescu, J. Phys. A **41**, 263001 (2008).
 - [13] O. Agam, E. Bettelheim, P. Wiegmann, and A. Zabrodin, Phys. Rev. Lett. **88**, 236801 (2002).
 - [14] B. Gustafsson, R. Teodorescu, and A. Vasil'ev, *Classical and Stochastic Laplacian Growth* (Birkhäuser, Basel, 2014).
 - [15] P. G. Saffman and G. I. Taylor, Proc. R. Soc. Lond. A **245**, 312 (1958).
 - [16] G. I. Taylor and P. G. Saffman, Q. J. Mech. Appl. Maths **12**, 265 (1959).
 - [17] G. L. Vasconcelos, J. Fluid Mech. **780**, 299 (2015).
 - [18] P. G. Saffman, Q. J. Mech. Appl. Maths **12**, 146–150 (1959).
 - [19] S. D. Howison, J. Fluid Mech. **167**, 439–453 (1986).
 - [20] M. Mineev-Weinstein and S. P. Dawson, Phys. Rev. E **50**, R24 (1994); Physica D **73**, 373 (1994).
 - [21] D. Bensimon and P. Pelcé, Phys. Rev. A **33**, 4477–4478 (1986).
 - [22] B. Shraiman and D. Bensimon, Phys. Rev. A **30**, 2840–2842 (1984).
 - [23] M. Mineev-Weinstein and S. P. Dawson, Phys. Rev. E **57**, 3063–3072 (1998).
 - [24] G. L. Vasconcelos and M. Mineev-Weinstein, Phys. Rev. E **89**, 061003(R) (2014).
 - [25] S. Richardson, Eur. J. Appl. Math. **5**, 97–122 (1994).
 - [26] S. Richardson, S. Phil. Trans. R. Soc. Lond. A **354**, 2513–2553 (1996).
 - [27] M. C. Dallaston and S. W. McCue, Phys. Fluids **24**, 052101 (2012).

- [28] D. G. Crowdy, Q. Appl. Math. **60**, 11–36 (2002).
- [29] J. S. Marshall, IMA J. App. Math. **81**, 723–749 (2016).
- [30] S. Richardson, Eur. J. Appl. Math. **12**, 571–599 (2001).
- [31] S. Richardson, Eur. J. Appl. Math. **7**, 345–366 (1996).
- [32] D. Crowdy and S. Tanveer, J. Stat. Phys. **114**, 1501–1536 (2004).
- [33] M. Mineev-Weinstein and G. L. Vasconcelos, Multiple bubble dynamics and velocity selection in Laplacian growth without surface tension, arXiv:1501.01052 [physics.flu-dyn].
- [34] J. S. Marshall, Q. Jl. Mech. Appl. Math. **69**, 35–66 (2016).
- [35] J. S. Marshall, Q. Jl. Mech. Appl. Math. **69**, 1–33 (2016).
- [36] B. I. Shraiman, Phys. Rev. Lett. **56**, 2028 (1986); D. C. Hong and J. S. Langer, *ibid* **56**, 2032 (1986); R. Combescot, T. Dombre, V. Hakim, Y. Pomeau, and A. Pumir, *ibid* **56**, 2036 (1986); S. Tanveer, Phys. Fluids **30**, 1589 (1987).
- [37] S. Tanveer, Phys. Fluids **29**, 3537 (1986).
- [38] S. Tanveer, Phys. Fluids **30**, 651 (1987).
- [39] M. Mineev-Weinstein, Phys. Rev. Lett. **80**, 2113 (1998).
- [40] A. H. Khalid, N. R. McDonald, and J. M. Vanden-Broeck, Phys. Fluids **27**, 012102 (2015).
- [41] C. C. Green, C. J. Lustri, and S. W. McCue, Proc. R. Soc. A **473** 20170050 (2017).
- [42] S. J. Chapman and J. R. King, J. Eng. Math. **46**, 1–32 (2003).
- [43] M. Dallaston and S. McCue, ANZIAM J. **52**, C124–C138 (2011).
- [44] P. J. Davis, *The Schwarz Function and its Applications*, Carus Mathematical Monograph No. 17 (The Mathematical Association of America, 1974).
- [45] B. Shraiman and D. Bensimon, Phys. Scr. **T9**, 123–125 (1985).
- [46] W. Van Saarloos, Phys. Rev. A **37**, 211–229 (1988).
- [47] W. Van Saarloos, Phys. Rep. **386**, 29–222 (2003).
- [48] S. D. Howison, Eur. J. Appl. Math. **3**, 209 (1992).
- [49] G. L. Vasconcelos, J. Fluid Mech. **444**, 175 (2001).
- [50] I. S. Gradshteyn and I. M. Ryzhik, *Table of Integrals, Functions, and Products* (Acad. Press, London, 1980).