

Quantum Duplex Coding

Fakhar Zaman, Hyundong Shin, *Senior Member, IEEE*, and

Moe Z. Win, *Fellow, IEEE*

Abstract

Counterfactual quantum communication—sending information between two remote parties without transmitting any physical particle over the channel—is unique in quantum protocols. By harnessing the nonlocality of counterfactual quantum protocols, we devise a *distributed* controlled NOT (DNOT) operation to transfer information in both directions at the same time. This new form of full-duplex communication, called *quantum duplex coding*, enables communicating parties to exchange either classical or quantum messages simultaneously and counterfactually by means of nonlocal controlled entanglement and/or disentanglement of the DNOT operation. We demonstrate the quantum duplex coding for both classical and quantum information using the (chained) quantum Zeno effect and show that these quantum duplex communication protocols form full-duplex binary and quantum erasure channels, respectively.

Index Terms

Capacity, counterfactual quantum communication, disentanglement, entanglement, erasure channel, full-duplex, quantum Zeno (QZ) effect.

F. Zaman and H. Shin are with the Department of Electronic Engineering, Kyung Hee University, 1732 Deogyong-daero, Giheung-gu, Yongin-si, Gyeonggi-do 446-701 Korea (e-mail: hshin@khu.ac.kr).

M. Z. Win is with the Laboratory for Information and Decision Systems (LIDS), Massachusetts Institute of Technology, 77 Massachusetts Avenue, Cambridge, MA 02139 USA.

I. INTRODUCTION

Quantum communication provides the novel way of secure communication [1]–[4], which is not possible in classical communication. The unconditional security and robust communication rely on fundamental laws of quantum physics such as the quantum entanglement, quantum nonlocality, and quantum no-cloning theorem [5]–[13]. Counterfactual quantum communication is another revolutionary and unique phenomenon with no counterpart in the classical domain, which enables remote parties to transmit information under a probabilistic model of sending a physical particle over the channel [14]. At the time of successful transmission of information, no physical particle is found in the transmission channel.

Counterfactuality is relevant to getting some information about the outcome of an event, even though it did not happen. The counterfactuality was first introduced in quantum protocols as the counterfactual quantum computation [15]–[17] followed by the counterfactual quantum cryptography [18]–[20]. The basic concept is originated from the interaction-free measurement (IFM) to ascertain the presence or absence of an absorptive object in an interferometer without physically interrogating it [21]–[23]. The IFM was first proposed by using the Mach–Zehnder interferometer where the presence of the absorptive object in one of the interferometers destroys the interference pattern of the photon without absorbing it [21], [22]. The maximum achievable efficiency of this IFM is limited by the margin of 50 %. This efficiency has been improved in [23] to 100 % using the quantum Zeno (QZ) effect¹ and weak measurements of beam splitters.

The direct counterfactual quantum communication is based on the chained QZ (CQZ) effect where a classical bit is encoded as the presence or absence of the absorptive object in the interferometer [14]. In the presence of the absorptive object, this communication protocol is counterfactual, while it has been criticized that in the absence of the absorptive object, the particle left a weak trace in the transmission channel [26]–[28]. This spoils the counterfactuality. Recently, the protocol has been modified to attain the counterfactuality by eliminating this weak trace [29], [30]. The quantum protocols have been also designed for counterfactual communication of quantum states [31]–[33], counterfactual entanglement distribution [34]–[36], counterfactual Bell-state analysis [37] and superdense coding [38], and counterfactual cloning [39] .

¹As the frequency of repeated measurements increases, the decay rate approaches to zero and the unstable quantum state collapses back to the initial state. This phenomenon is called the QZ effect [24], [25].

To transfer the classical information counterfactually, the absorptive object in the interferometer is controlled in a classical manner by the sender. In contrast, transferring the quantum information requires using a quantum absorptive object in the superposition of presence and absence states. This idea has been first demonstrated in [31] to transfer the quantum information counterfactually along with one-bit classical announcement. This was extended in [32] to transfer quantum information without transmitting any physical particle over a neither quantum nor classical channel by means of controlled disentanglement. A more efficient protocol for counterfactual communication of quantum information was presented in [33] using a dual form of the CQZ effect. All these quantum protocols for counterfactual communication of classical or quantum information—are *simplex*—which enable remote parties to transfer information in one direction only at a time.

A duplex communication system is to convey information between remote parties in both directions. In a half-duplex system, remote parties can communicate information in both directions but not at the same time. Full-duplex communication is the way to transfer information in both directions simultaneously. In classical communication, the full-duplex capability is typically achieved by channelization and/or transceiver configurations [40]. In this paper, we develop a new type of full-duplex communication—which is unique in quantum protocols—by exploiting the inherent property of counterfactual quantum communication. Specifically, we devise *nonlocal* operations to transfer the classical as well as quantum information in both directions at the same time but no physical particle is found in the transmission channel. We call it *quantum duplex coding* in that the protocol for classical information resembles the quantum superdense coding but coding is to achieve both the full duplexity and the counterfactuality. The main contributions of this paper can be summarized as follows.

- We setup a *distributed* controlled NOT (DNOT) operation to develop the quantum duplex coding for classical information. Using a preshared Bell pair, this protocol enables each party to exchange a one-bit classical message simultaneously and counterfactually. We demonstrate the quantum duplex coding for classical information by devising the nonlocal DNOT operation for Bell-type states based on the QZ gate [38]. In contrast to the CQZ gate [37], the protocol is designed by using only the blocking event (presence of the absorptive object) for full counterfactuality. We show that this QZ duplex coding for classical information forms a full-duplex binary erasure channel (BEC).
- We generalize the DNOT operation in a dual setup to transfer the quantum information

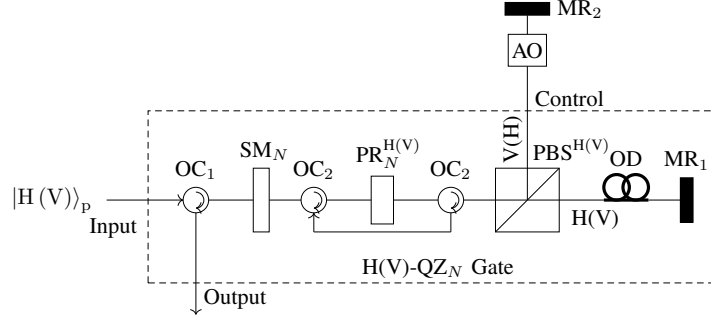


Fig. 1. A $H(V)\text{-}QZ_N$ gate with N cycles where $H(V)$ stands for horizontal (vertical) polarization of the photon, OC for an optical circulator, SM for a switchable mirror, PR for a polarizing rotator, PBS for a polarizing beam splitter, MR for a mirror, and AO shows the state of an absorptive object.

in both directions at the same time. The quantum duplex coding for quantum information enables remote parties to exchange a one-qubit quantum message simultaneously and counterfactually by means of nonlocal controlled entanglement and disentanglement of the dual DNOT operation. We again demonstrate the quantum duplex coding for quantum information using the QZ and CQZ gates. This QZ-CQZ duplex protocol creates a full-duplex form of the quantum erasure channel (QEC).

The rest of the paper is organized as follows. In Section II, we first introduce the counterfactual quantum communication including the QZ and CQZ gates. In Sections III and IV, we present the quantum duplex coding protocols and designs for classical and quantum information, respectively. The conclusions are finally given in Section V.

II. COUNTERFACTUAL QUANTUM COMMUNICATION

The counterfactual quantum communication is based on the single-particle nonlocality and quantum measurement theory. A quantum state usually collapses back to its initial state if the time between repeated measurements is short enough [24], [25]. This QZ effect has been demonstrated to achieve IFM where the state of a photon acts as an unstable quantum state corresponding to the presence of the absorptive object [23]. We begin by introducing a brief review on the overall actions of the QZ and CQZ gates [37], [38] that are invoked to devise our duplex communication protocols.

TABLE I
H(V)-QZ_N AND -CQZ_{M,N} GATES.

Input	Control	QZ Gate			CQZ Gate		
		Output	Probability	Counterfactuality	Output	Probability	Counterfactuality
$ H(V)\rangle_p$	$ 0\rangle_{AO}$	$ V(H)\rangle_p$	1	No	$ H(V)\rangle_p$	λ_0	Yes
	$ 1\rangle_{AO}$	$ H(V)\rangle_p$	$\cos^{2N} \theta_N$	Yes	$ V(H)\rangle_p$	λ_1	Yes

A. QZ Gates

We consider the Michelson version of the QZ gate [38] to perform IFM as shown in Fig. 1. The QZ gate is to ascertain the classical behavior of an absorptive object, i.e., to infer the absence state $|0\rangle_{AO}$ or the presence state $|1\rangle_{AO}$ of AO without interacting with it. The H(V)-QZ_N gate takes an H (V) polarized photon as input. The switchable mirror SM_N is initially turned off to allow passing the photon and is turned on for N cycles once the photon is passed. After N cycles, SM_N is turned off again allowing the photon out. The polarization rotator PR_N^{H(V)} gives rotation to the input photon by an angle $\theta_N = \pi / (2N)$ as follows:

$$\text{PR}_N^{\text{H(V)}} : \begin{cases} |H(V)\rangle_p \rightarrow \cos \theta_N |H(V)\rangle_p + \sin \theta_N |V(H)\rangle_p \\ |V(H)\rangle_p \rightarrow \cos \theta_N |V(H)\rangle_p - \sin \theta_N |H(V)\rangle_p \end{cases} \quad (1)$$

The photon state $|\phi\rangle$ after PR_N^{H(V)} in the first cycle of the H(V)-QZ_N gate is given by

$$|\phi\rangle = \cos \theta_N |H(V)\rangle_p + \sin \theta_N |V(H)\rangle_p. \quad (2)$$

Then, the polarizing beam splitter PBS separates the H and V components of the photon into two different optical paths: SM \rightarrow MR₁ and SM \rightarrow MR₂. The H (V) component goes towards MR₁ and the V (H) component goes towards MR₂. The photon component in the second optical path only interacts with AO (control terminal).

- AO = $|0\rangle_{AO}$: In the absence of the absorptive object, the V (H) component of the photon is reflected by MR₂ and is returned back to PBS. Hence, the photon state remains unchanged. After $n (< N)$ cycles, the photon state is given by

$$|\phi\rangle = \cos (n\theta_N) |H(V)\rangle_p + \sin (n\theta_N) |V(H)\rangle_p. \quad (3)$$

The photon will end up in the state $|V(H)\rangle_p$ with certainty by $\pi/2$ rotation after N cycles.

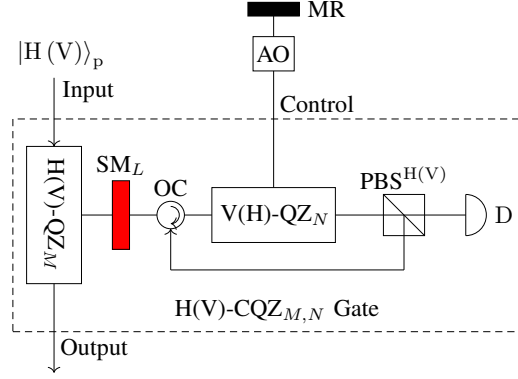


Fig. 2. A $H(V)\text{-}CQZ_{M,N}$ gate with M outer and N inner cycles where D is a photon detector. There exists no SM_L in the original CQZ gate. This switchable mirror is additionally placed to achieve the counterfactuality without leaving a weak trace of the photon in the control terminal (quantum channel).

- $AO = |1\rangle_{AO}$: In the presence of the absorptive object, the $V(H)$ component is absorbed by AO if it is found in the control terminal. In each cycle, the probability of this absorption event is equal to $\sin^2 \theta_N$. Unless the photon is absorbed, the photon state collapses to the initial state $|H(V)\rangle_p$. After N cycles, the photon is not absorbed and ends up in the state $|H(V)\rangle_p$ with probability $\cos^{2N} \theta_N$ tending to one as $N \rightarrow \infty$.

Table I shows the overall action of the QZ gate. Note that the $H(V)\text{-}QZ_N$ gate has the output $|H(V)\rangle_p$ in the presence state $|1\rangle_{AO}$ if the photon has not traveled over the control terminal (quantum channel). Hence, the QZ gate is counterfactual only for this measurement outcome.

B. CQZ Gates

Fig. 2 shows the nested version of QZ gates with M outer and N inner cycles [37]. The CQZ gate enables to ascertain the absence or presence of the absorptive object counterfactually for both the outcomes. The $H(V)\text{-}CQZ_{M,N}$ gate also takes an $H(V)$ polarized photon as input. In each outer cycle, SM_L is initially turned off to allow entering the $V(H)$ component of the photon towards the inner $V(H)\text{-}QZ_N$ gate and once the photon is passed, it is turned on for L rounds of the inner QZ gate. After L rounds of the inner QZ gate, SM_L is turned off again allowing the photon out towards the outer $H(V)\text{-}QZ_M$ gate.

- $AO = |0\rangle_{AO}$: In the absence of the absorptive object, the inner $V(H)\text{-}QZ_N$ gate transforms the photon state $|V(H)\rangle_p$ into $|H(V)\rangle_p$ after N cycles. This component ends up at the

detector D after PBS. The switchable mirror SM_L allows L repeated actions of this inner QZ gate to avoid leaving a weak trace of the photon in the control terminal. Hence, the inner QZ gate acts as an absorptive object for the outer QZ gate in the absence state $|0\rangle_{AO}$, where D serves to detect the event that the photon is found in the control terminal. In each outer cycle, unless the photon is discarded, the photon state collapses back to the initial state $|H(V)\rangle_p$ with probability $\cos^2 \theta_M$. After M outer cycles, the photon is not discarded at the detector D and ends up in the initial state $|H(V)\rangle_p$ with probability

$$\lambda_0 = \cos^{2M} \theta_M \quad (4)$$

tending to one as $M \rightarrow \infty$.

- $AO = |1\rangle_{AO}$: In case the absorptive object is present, the V (H) component of the photon recombines with the H (V) component and the photon state remains unchanged for the next outer cycle, unless the photon is absorbed by AO after L rounds of the inner QZ gate. Hence, the inner QZ gate acts as a mirror for the outer QZ gate in the presence state $|1\rangle_{AO}$. After $m (< M)$ outer cycles, unless the photon is absorbed, the photon state is given by (3), which is again not absorbed by AO for the next outer cycle with probability²

$$[1 - \sin^2(m\theta_M) \sin^2 \theta_N]^{LN}. \quad (5)$$

Hence, unless the photon is absorbed by AO, the H(V)-CQZ $_{M,N}$ gate transforms the input state $|H(V)\rangle_p$ into $|V(H)\rangle_p$ with probability

$$\lambda_1 = \prod_{m=1}^M [1 - \sin^2(m\theta_M) \sin^2 \theta_N]^{LN} \quad (6)$$

tending to one as $M, N \rightarrow \infty$.

Note that the CQZ gate is counterfactual for both the outcomes and infers the absence or presence of the absorptive object (with probability λ_0 or λ_1) but no physical particle (photon) is found in the control terminal (see Table I).

²Note that L provides a tradeoff between counterfactuality and efficiency. We simply set $L = 2$ for numerical examples in the paper.

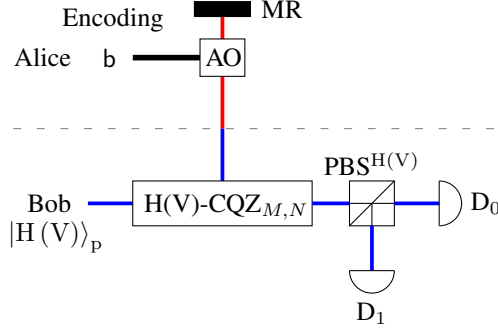


Fig. 3. $H(V)$ - $CQZ_{M,N}$ counterfactual communication where Alice encodes her classical message b in the state $|b\rangle_{AO}$ of AO and Bob throws his $H(V)$ polarized photon towards the $H(V)$ - $CQZ_{M,N}$ gate to decode this message corresponding to the detector D_b clicks. This CQZ counterfactual communication forms a classical asymmetric BEC with the erasure probability $1 - \lambda_b$ for the message b .

C. Counterfactual Communication

A communication task can be achieved in a counterfactual way by using the QZ or CQZ gate where the sender (Alice) has an absorptive object and the receiver (Bob) equips the (C)QZ gate [14], [29]. To transfer a classical bit $b \in \{0, 1\}$, Alice encodes this information as

$$AO = |b\rangle_{AO}. \quad (7)$$

The communication with the QZ gate is counterfactual only for the one classical bit—i.e., *semi-counterfactual* [14], [38]. The photon is found in the transmission channel with probability one for $b = 0$. To communicate both 0 and 1 without transmitting any physical particle over the transmission (quantum) channel, Bob uses the CQZ gate as shown in Fig. 3. Bob starts the protocol for decoding the information by throwing his $H(V)$ polarized photon towards the $H(V)$ - $CQZ_{M,N}$ gate and decides that the message 0 or 1 was transmitted if it ends up in the state $|H(V)\rangle_p$ or $|V(H)\rangle_p$. That is, the CQZ receiver decides the decoded message as b if D_b clicks. Otherwise Bob declares that the photon is erased (discarded or absorbed).

In case the photon is found in the transmission channel, it is either discarded by the detector in the CQZ gate (when $b = 0$ with probability $1 - \lambda_0$)³ or absorbed by AO (when $b = 1$ with probability $1 - \lambda_1$). Hence, this CQZ counterfactual communication forms a classical (but not

³In this case, Bob knows that $b = 0$ but the photon is discarded by the protocol for counterfactuality.

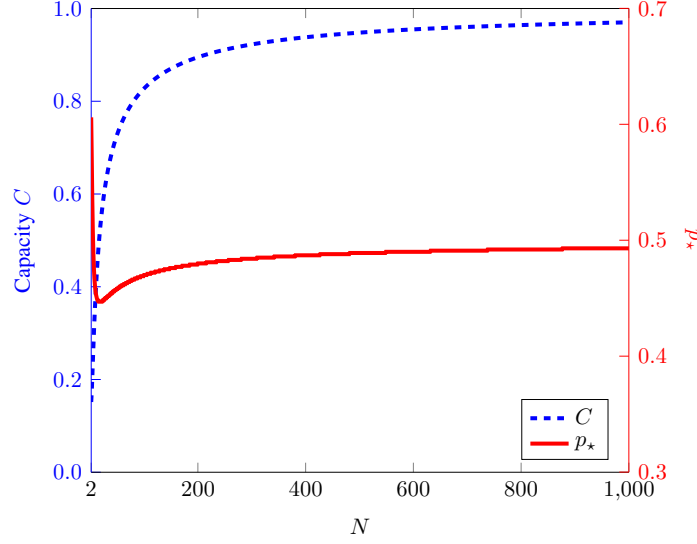


Fig. 4. Capacity C [bits/photon] and the capacity-achieving distribution p_* for the H(V)-CQZ $_{M,N}$ counterfactual communication as a function of N when $M = 2$. With the smallest outer cycles ($M = 2$), the 80 % efficiency ($C = 0.8$ bits/photon) is achieved at $N = 81$ with $p_* = 0.466$.

symmetric) BEC [41]. Let $p = \mathbb{P}\{\mathbf{b} = 1\}$. Then, the mutual information $I(A; B)$ between Alice (A) and Bob (B) is given by

$$I(A; B) = h(p) - qh\left(\frac{p(1 - \lambda_1)}{q}\right), \quad (8)$$

where $h(p) = -p \log_2(p) - (1 - p) \log_2(1 - p)$ is the binary entropy function and

$$\begin{aligned} q &= \mathbb{P}\{\mathbf{b} \text{ is erased}\} \\ &= (1 - p)(1 - \lambda_0) + p(1 - \lambda_1). \end{aligned} \quad (9)$$

By optimizing the message distribution p such that $[\partial I(A; B) / \partial p]_{p=p_*} = 0$, we obtain the capacity C in bits/photon for the CQZ counterfactual communication as follows:

$$C = [I(A; B)]_{p=p_*} \quad (10)$$

taking the minimum value of 0.1515 bits/photon with $p_* = 0.606$ when $N = M = 2$ and tending to 1 bit/photon with $p_* = 1/2$ as $M, N \rightarrow \infty$ (see Fig. 4).

Using the dual CQZ (DCQZ) gate, the counterfactual Bell-state analysis has been proposed in [37] to achieve the distinguishability task of four Bell states without transmitting physical particle over the transmission channel. In this DCQZ Bell-state analyzer, one entangled particle

(electron) of the Bell pair acts as a quantum absorptive object and the other entangled particle (photon) is input to the DCQZ gate to perform the counterfactual CNOT operation. To improve the efficiency of quantum superdense coding, the semi-counterfactual Bell-state analyzer has been also proposed in [38] using the dual QZ (DQZ) gate (instead of the DCQZ gate) with the sacrifice of full counterfactuality. This DQZ superdense coding achieves the 90% efficiency (1.8 bits/qubit) when $N = 12$.

III. QUANTUM DUPLEXING CODING FOR CLASSICAL INFORMATION

In this section, we develop a full-duplex quantum protocol to transfer classical information in both directions simultaneously and counterfactually.

A. Protocol

We consider that Alice and Bob have a preshared maximally entangled pair (Bell state):

$$|\Phi^+\rangle_{AB} = \frac{1}{\sqrt{2}}|00\rangle_{AB} + \frac{1}{\sqrt{2}}|11\rangle_{AB} \quad (11)$$

where the subscripts A and B denote Alice and Bob, respectively. Alice and Bob encode the classical message b_1b_2 in $|\psi_1\rangle_{AB}$ where b_1 is the classical bit Alice wants to send to Bob and b_2 is vice versa as follows (see Fig. 5):

$$|\psi_1\rangle_{AB} : \begin{cases} 00 \rightarrow (\sigma_0 \otimes \sigma_0) |\Phi^+\rangle_{AB} = |\Phi^+\rangle_{AB} \\ 01 \rightarrow (\sigma_0 \otimes \sigma_x) |\Phi^+\rangle_{AB} = |\Psi^+\rangle_{AB} \\ 10 \rightarrow (\sigma_z \otimes \sigma_0) |\Phi^+\rangle_{AB} = |\Phi^-\rangle_{AB} \\ 11 \rightarrow (\sigma_z \otimes \sigma_x) |\Phi^+\rangle_{AB} = |\Psi^-\rangle_{AB} \end{cases} \quad (12)$$

where σ_0 is the identity operator; and σ_x and σ_z represent Pauli x and z operators, respectively; and

$$|\Phi^\pm\rangle_{AB} = \frac{1}{\sqrt{2}}|00\rangle_{AB} \pm \frac{1}{\sqrt{2}}|11\rangle_{AB} \quad (13)$$

$$|\Psi^\pm\rangle_{AB} = \frac{1}{\sqrt{2}}|01\rangle_{AB} \pm \frac{1}{\sqrt{2}}|10\rangle_{AB}. \quad (14)$$

The duplex encoding transforms the initial Bell state $|\Phi^+\rangle_{AB}$ to $|\psi_1\rangle_{AB}$, one of the four Bell states $|\Phi^\pm\rangle_{AB}$ and $|\Psi^\pm\rangle_{AB}$.

To transfer the classical information in both directions at the same time, Alice and Bob perform the DNOT operation in a counterfactual way where Alice's qubit acts as a target bit and Bob's

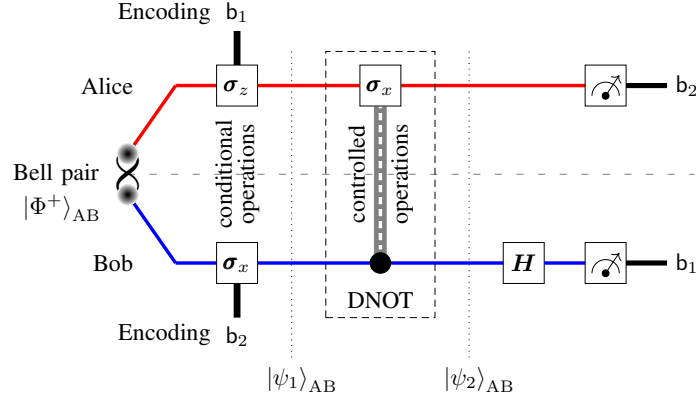


Fig. 5. Quantum duplex coding for classical information $b_1 b_2$. For the DNOT operation, Alice's qubit acts as a target bit and Bob's qubit acts as a control bit in a counterfactual way. Here, H is the Hadamard gate; σ_x and σ_z represent Pauli x and z operators, respectively; b_1 (or b_2) is the classical bit Alice (or Bob) wants to transmit to Bob (or Alice); $|\psi_1\rangle_{AB}$ is the encoded Bell state; and $|\psi_2\rangle_{AB}$ is the disentangled state by the DNOT operation (viewed as counterfactual full-duplex transmission) for decoding the message.

qubit acts as a control bit. The DNOT operation (counterfactual full-duplex transmission of classical information) *disentangles* the encoded Bell state $|\psi_1\rangle_{AB}$ to $|\psi_2\rangle_{AB}$ as follows:

$$|\Phi^\pm\rangle_{AB} \rightarrow |0\rangle_A |\pm\rangle_B \quad (15)$$

$$|\Psi^\pm\rangle_{AB} \rightarrow |1\rangle_A |\pm\rangle_B \quad (16)$$

where $|\pm\rangle = (|0\rangle \pm |1\rangle) / \sqrt{2}$ is the Hadamard basis. To decode the classical message, Alice directly measures her qubit and estimates the one-bit message b_2 , whereas Bob first applies the Hadamard gate H followed by measuring his qubit in computational basis to decode the one-bit message b_1 . Alice and Bob decide the decoded messages as b_2 and b_1 for their post-measurement states $|b_2\rangle_A$ and $|b_1\rangle_B$, respectively. Whenever a physical particle is found in the transmission channel, the protocol discards it and declares an erasure of the classical information $b_1 b_2$.

B. QZ Duplex Coding

We demonstrate the quantum duplex coding protocol for classical information using the QZ gate. As shown in Fig. 6, an electron as a quantum absorptive object for duplexing coding takes the superposition of two paths $|\uparrow\rangle_e$ and $|\downarrow\rangle_e$ where the subscript e denotes the electron. In type I (Fig. 6(a)), the electron state $|\uparrow(\downarrow)\rangle_e$ or $|\downarrow(\uparrow)\rangle_e$ acts as the presence state $|1\rangle_{AO}$ or the absence

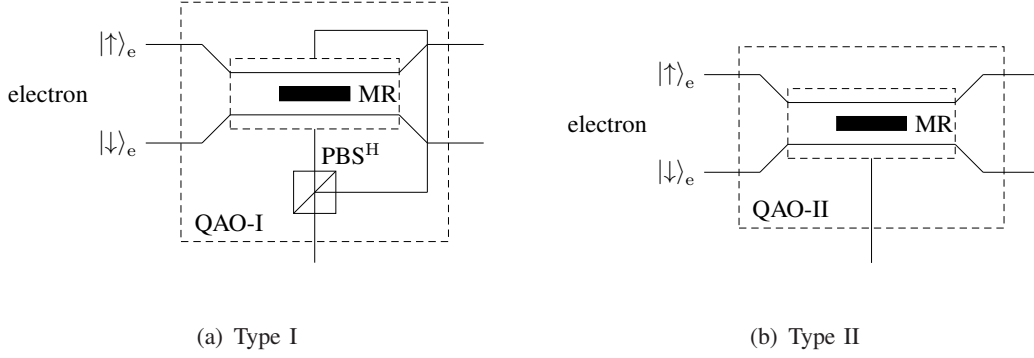


Fig. 6. A quantum absorptive object (electron) for (a) the QZ gate (type I) and (b) the CQZ gate (type II). The electron takes the superposition of two paths $|\uparrow\rangle_e$ and $|\downarrow\rangle_e$. In type I, the electron states $|\uparrow\rangle_e$ and $|\downarrow\rangle_e$ act as the presence (absence) state $|1(0)\rangle_{AO}$ and the absence (presence) state $|0(1)\rangle_{AO}$ of the absorptive object for the H(V)-QZ gate, respectively. In type II, the electron states simply act as $|\uparrow\rangle_e = |0\rangle_{AO}$ and $|\downarrow\rangle_e = |1\rangle_{AO}$ for the CQZ gate. If the photon is absorbed by the electron, the electron state is in an erasure state orthogonal to $|\uparrow\rangle_e$ and $|\downarrow\rangle_e$.

state $|0\rangle_{AO}$ of the absorptive object for the H(V)-QZ_N gate. For counterfactuality, we setup the electron-photon interaction H(V)-DQ_N shown in Fig. 7 where the quantum absorptive object is in the superposition state

$$|\text{electron}\rangle_e = \alpha |\uparrow\rangle_e + \beta |\downarrow\rangle_e \quad (17)$$

with $|\alpha|^2 + |\beta|^2 = 1$. The H(V)-DQ_N interaction collapses this quantum state by entangling and disentangling the electron-photon pair

$$|\phi_0\rangle_{ep} = |\text{electron}\rangle_e |H(V)\rangle_p \quad (18)$$

as follows:

$$|\phi_0\rangle_{ep} \rightarrow |\phi_1\rangle_{ep} = \alpha |\uparrow H\rangle_{ep} + \beta |\downarrow V\rangle_{ep} \quad (19)$$

$$\rightarrow |\phi_2\rangle_{ep} = |\uparrow(\downarrow)\rangle_e |H(V)\rangle_p \quad (20)$$

unless the photon is absorbed by the electron, with probability

$$(1 - \Delta_0 \sin^2 \theta_N)^N \Delta_0 \quad (21)$$

where $\Delta_0 = |\alpha|^2 (|\beta|^2)$ is the probability that the electron is in the presence state for the H(V)-QZ_N gate.

The second (first) term of $|\phi_1\rangle_{ep}$ is the outcome corresponding to the electron in the absence state for the H(V)-QZ_N gate. Since this outcome is not counterfactual, it is discarded (absorbed)

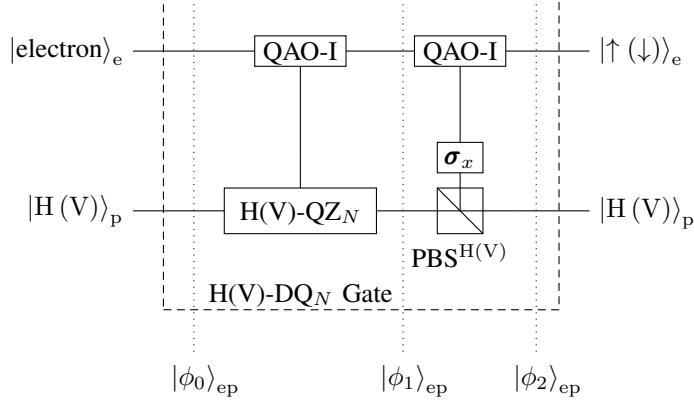


Fig. 7. A $H(V)\text{-DQ}_N$ interaction where the superposition state $|\text{electron}\rangle_e = \alpha |\uparrow\rangle_e + \beta |\downarrow\rangle_e$ of the quantum absorptive object (electron) is collapsed to $|\uparrow(\downarrow)\rangle_e$ (dequantization) using the $H(V)\text{-QZ}_N$ gate unless the photon is absorbed by the electron. If the photon is found in the quantum channel, the pair of photon and electron is discarded in transforming $|\phi_1\rangle_{ep}$ to $|\phi_2\rangle_{ep}$ where the photon that has traveled over the channel is diverted again to the quantum absorptive object and absorbed by the electron. This electron-photon interaction is designed to output the photon and electron by using the presence state (blocking event) only. Hence, the protocol is fully counterfactual.

by the electron using the polarizing beam splitter $\text{PSB}^{H(V)}$ and the σ_x operator. Hence, whenever the photon is found in the quantum channel, the electron absorbs it and becomes in an erasure state, leading the DQ gate to output no photon and electron (e.g., particles in the erasure state). To discard the factual (non-counterfactual) outcome $|V(H)\rangle_p$ of the $H(V)\text{-QZ}_N$ gate, we can simply use a photon detector after $\text{PSB}^{H(V)}$. Instead, we redirect this photon component to the quantum absorptive object (followed by the σ_x operator) to be absorbed by the electron. This enables the protocol to abort nonlocally by discarding both the photon and the electron whenever its counterfactuality is broken.

To devise the DNOT operation for the QZ duplex coding, we concatenate K $H(V)\text{-DQ}_N$ gates serially where Alice has the quantum absorptive object (electron) and Bob equips the QZ gates (see Fig. 8). We consider

$$|0\rangle_A = |\uparrow\rangle_e \quad (22)$$

$$|1\rangle_A = |\downarrow\rangle_e \quad (23)$$

$$|0\rangle_B = |H\rangle_p \quad (24)$$

$$|1\rangle_B = |V\rangle_p. \quad (25)$$

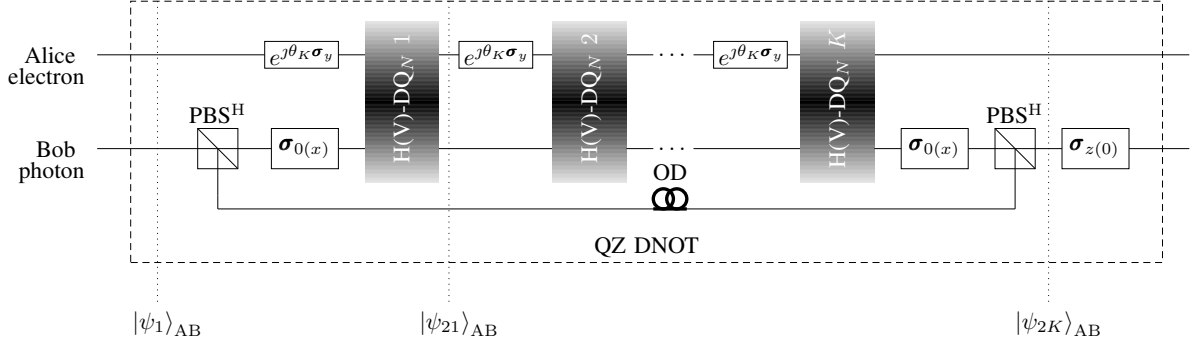


Fig. 8. A QZ DNOT operation for Bell states when $b_2 = 0 (1)$. Here, $e^{j\theta_K \sigma_y}$ is a rotation operator of rotation angle θ_K where K is the number of H(V)-DQ_N gates. Initially, Alice and Bob has the maximally entangled state $|\psi_1\rangle_{AB}$, which is transformed by K sets of the θ_K rotation and DQ gates successively to the separable state $|\psi_{2K}\rangle_{AB}$ in a controlled manner. Finally, the $\sigma_{z(0)}$ operator is performed on the recombined photon to complete the QZ DNOT operation.

The QZ DNOT protocol for Bell states takes the following steps after encoding the classical information $b_1 b_2$.

- 1) Bob starts the DNOT protocol by throwing his photon towards PBS^H, which allows the H component to pass and detours the V component to be recombined after K successive H(V)-DQ_N operations. Bob performs the $\sigma_{0(x)}$ operator on the H component of the photon when his message is $b_2 = 0 (1)$.
- 2) Alice performs the following rotation $e^{j\theta_K \sigma_y}$ on her qubit (electron):

$$e^{j\theta_K \sigma_y} = \begin{pmatrix} \cos \theta_K & -\sin \theta_K \\ \sin \theta_K & \cos \theta_K \end{pmatrix} \quad (26)$$

where $j = \sqrt{-1}$ and σ_y is the Pauli y operator. The rotation gate $e^{j\theta_K \sigma_y}$ transforms $|0\rangle_A$ and $|1\rangle_A$ as follows:

$$|0\rangle_A \rightarrow \cos \theta_K |0\rangle_A + \sin \theta_K |1\rangle_A \quad (27)$$

$$|1\rangle_A \rightarrow \cos \theta_K |1\rangle_A - \sin \theta_K |0\rangle_A. \quad (28)$$

- 3) Bob inputs the H (V) component to the H(V)-DQ_N gate. The first H(V)-DQ_N gate transforms the encoded electron-photon (Bell) pair $|\psi_1\rangle_{AB}$ to $|\psi_{21}\rangle_{AB}$ as follows:

$$|\Phi^\pm\rangle_{AB} \rightarrow \frac{1}{\sqrt{2}} (|00\rangle_{AB} \pm \cos \theta_K |11\rangle_{AB} \mp \sin \theta_K |01\rangle_{AB}) \quad (29)$$

$$|\Psi^\pm\rangle_{AB} \rightarrow \frac{1}{\sqrt{2}} (\pm |11\rangle_{AB} + \cos \theta_K |01\rangle_{AB} + \sin \theta_K |11\rangle_{AB}), \quad (30)$$

TABLE II
DECODING THE CLASSICAL MESSAGE $b_1 b_2$ FOR THE QZ DUPLEX CODING.

Alice		Bob	
Electron	b_2	Photon	b_1
$ \uparrow\rangle_e$	0	$ \text{H}\rangle_p$	0
$ \downarrow\rangle_e$	1	$ \text{V}\rangle_p$	1

unless the photon is absorbed by the electron with probability

$$\lambda_2 = \left(1 - \frac{1}{2} \cos^2 \theta_K \sin^2 \theta_N\right)^N \left(1 - \frac{1}{2} \sin^2 \theta_K\right) \quad (31)$$

tending to one as $K, N \rightarrow \infty$. Whenever the photon is found in the transmission channel between Alice and Bob, the electron absorbs it and the protocol declares an erasure of the classical message $b_1 b_2$.

- 4) Alice and Bob repeat the second and third steps for subsequent DQ gates. After K H(V)-DQ_N gates, unless the photon is absorbed by the electron with probability (transfer efficiency)

$$\zeta_c = \lambda_2^K, \quad (32)$$

Bob performs the $\sigma_{0(x)}$ operator again on the output photon to recombine the H and V components of the photon. The encoded Bell pair $|\psi_1\rangle_{AB}$ is disentangled to $|\psi_{2K}\rangle_{AB}$ as follows:

$$|\Phi^\pm\rangle_{AB} \rightarrow |0\rangle_A |\mp\rangle_B \quad (33)$$

$$|\Psi^\pm\rangle_{AB} \rightarrow |1\rangle_A |\pm\rangle_B. \quad (34)$$

- 5) Bob finally performs the $\sigma_{z(0)}$ operator on his photon to complete the QZ DNOT operation ($|\psi_2\rangle_{AB}$).

Alice measures the path of the electron to decode the classical message b_2 . Bob first applies the Hadamard gate \mathbf{H} to the photon, which transforms its polarization as

$$\mathbf{H} |+\rangle_B \rightarrow |\text{H}\rangle_p \quad (35)$$

$$\mathbf{H} |-\rangle_B \rightarrow |\text{V}\rangle_p. \quad (36)$$

Bob measures the polarization of the existing photon to decode the classical message b_1 . Table II shows the decoded messages corresponding to the measurement outcomes. The QZ duplex

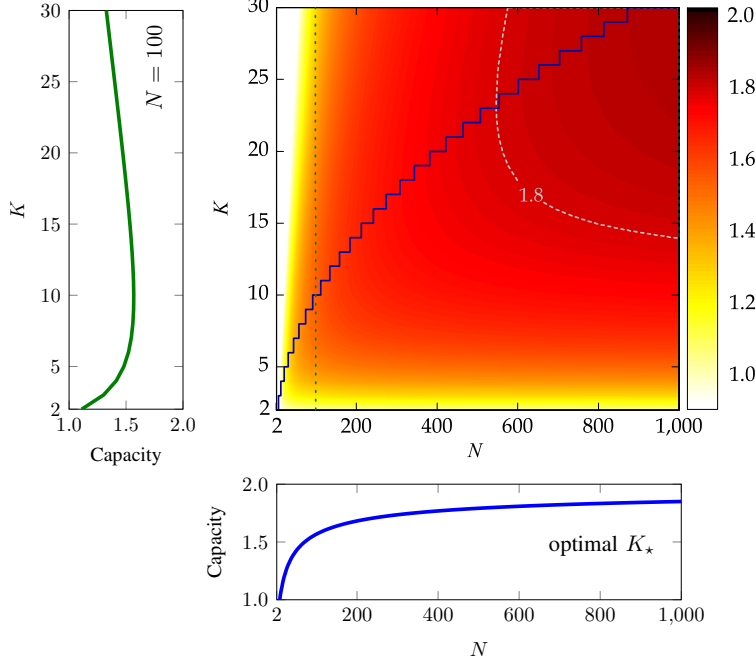


Fig. 9. Capacity C [bits/Bell-pair] of QZ duplexing coding for classical information as a function of N and K . Since the transfer efficiency ζ_c in (32) is concave in $K \geq 1$ for any positive integer N (see the left plot), there exists the optimal value (positive integer) of K that maximizes the capacity for given N such that $K_\star = \arg \max_K \zeta_c$. The blue solid line is the trajectory of the optimal K_\star as N varies. We also plot the trajectory of (N, K) achieving the capacity of 1.8 bits/Bell-pair (white dashed line). The lower plot shows the capacity as a function of N when $K = K_\star$. The left plot depicts the capacity as a function of K when $N = 100$.

coding for classical information creates a full-duplex form of the classical BEC with the erasure probability $1 - \zeta_c$. The capacity C in bits/Bell-pair of the QZ duplex coding is given by

$$C = 2\zeta_c \quad (37)$$

tending to 2 bits/Bell-pair as $N, K \rightarrow \infty$ (see Fig. 9).

IV. QUANTUM DUPLEXING CODING FOR QUANTUM INFORMATION

In general, it is not possible to transfer quantum information using a classical channel—*quantum no-teleportation theorem*. The preshared entanglement made it possible to transfer quantum information using the classical communication only. The counterfactual protocols allow communicating unknown quantum states without using this prior entanglement [31]–[33]. In this section, we develop a duplex coding protocol to transfer quantum information in both directions simultaneously and counterfactually.

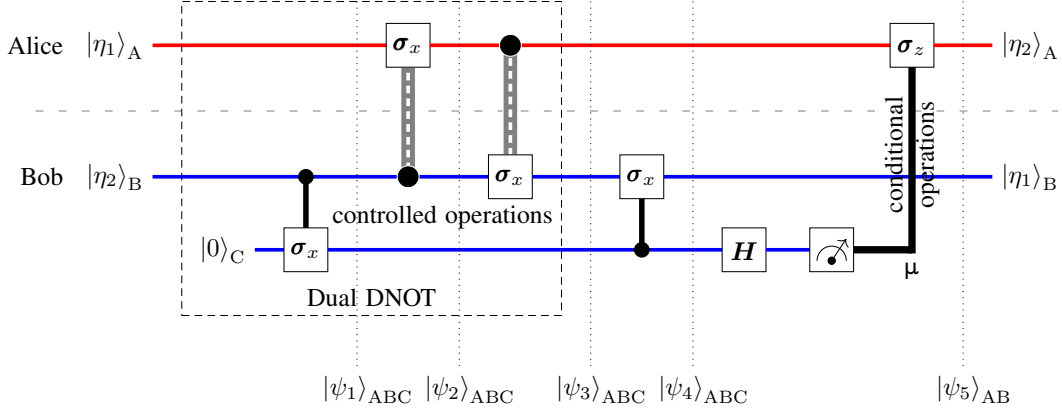


Fig. 10. Quantum duplex coding for quantum information $|\eta_1\eta_2\rangle_{AB}$. Alice and Bob have an untangled pair of qubits $|\eta_1\rangle_A = \alpha|0\rangle_A + \beta|1\rangle_A$ and $|\eta_2\rangle_B = \gamma|0\rangle_B + \delta|1\rangle_B$ to communicate with each other. Bob starts the dual DNOT protocol by entangling his message $|\eta_2\rangle_B$ and ancilla $|0\rangle_C$ with the local CNOT operation. Alice and Bob perform the nonlocal operations on their composite state, which entangles and disentangles these remote parties successively to exchange their quantum information counterfactually. Then, Bob and Alice perform local operations to decode each quantum message. Specifically, Bob performs the CNOT operation followed by the Hadamard gate H to decode Alice's quantum message as $|\eta_1\rangle_B = \alpha|0\rangle_B + \beta|1\rangle_B$. Bob then announces his ancilla measurement $\mu \in \{0, 1\}$ to Alice by classical communication. Using Bob's announcement, Alice finally performs the σ_z^μ operator on her qubit to decode Bob's quantum message as $|\eta_2\rangle_A = \gamma|0\rangle_A + \delta|1\rangle_A$.

A. Protocol

We consider that Alice and Bob want to exchange their quantum states $|\eta_1\rangle_A$ and $|\eta_2\rangle_B$ simultaneously where

$$|\eta_1\rangle_A = \alpha|0\rangle_A + \beta|1\rangle_A \quad (38)$$

$$|\eta_2\rangle_B = \gamma|0\rangle_B + \delta|1\rangle_B \quad (39)$$

with $|\gamma|^2 + |\delta|^2 = 1$. To transfer the quantum information in both directions at the same time, Alice and Bob perform the dual DNOT operation (counterfactual full-duplex transmission of quantum information) on their message qubits to entangle and disentangle them counterfactually. Bob starts the protocol by entangling his message qubit $|\eta_2\rangle_B$ with his control (ancillary) qubit $|0\rangle_C$ by performing the CNOT operation locally as shown in Fig. 10. Then, Alice and Bob have the separable composite state $|\psi_1\rangle_{ABC}$ as follows:

$$|\psi_1\rangle_{ABC} = (\alpha|0\rangle_A + \beta|1\rangle_A)(\gamma|00\rangle_{BC} + \delta|11\rangle_{BC}). \quad (40)$$

Alice and Bob perform the nonlocal operations on their message qubits, which transforms the composite state $|\psi_1\rangle_{ABC}$ successively as follows:

$$|\psi_1\rangle_{ABC} \rightarrow |\psi_2\rangle_{ABC} = \alpha\gamma|000\rangle_{ABC} + \alpha\delta|011\rangle_{ABC} + \beta\gamma|110\rangle_{ABC} + \beta\delta|101\rangle_{ABC} \quad (41)$$

$$\rightarrow |\psi_3\rangle_{ABC} = \alpha\gamma|000\rangle_{ABC} + \alpha\delta|111\rangle_{ABC} + \beta\gamma|010\rangle_{ABC} + \beta\delta|101\rangle_{ABC} \quad (42)$$

$$= \gamma|00\rangle_{AC} (\alpha|0\rangle_B + \beta|1\rangle_B) + \delta|11\rangle_{AC} (\alpha|1\rangle_B + \beta|0\rangle_B). \quad (43)$$

Bob then applies the CNOT gate locally on his message and ancilla qubits to decode Alice's message state as follows:

$$|\psi_3\rangle_{ABC} \rightarrow |\psi_4\rangle_{ABC} = (\gamma|00\rangle_{AC} + \delta|11\rangle_{AC}) (\alpha|0\rangle_B + \beta|1\rangle_B). \quad (44)$$

To further disentangle Bob's ancilla and Alice's qubit, Bob applies the Hadamard gate \mathcal{H} on his ancilla followed by measuring it in computational basis. Bob announces this measurement outcome $\mu \in \{0, 1\}$ to Alice by classical communication and Alice finally performs the σ_z^μ operator on her qubit to decode Bob's message state as follows:

$$|\psi_4\rangle_{ABC} \rightarrow |\psi_5\rangle_{AB} = (\gamma|0\rangle_A + \delta|1\rangle_A) (\alpha|0\rangle_B + \beta|1\rangle_B). \quad (45)$$

Whenever a physical particle is found in the quantum channel for the dual DNOT operation, the protocol discards it and declares an erasure of the quantum information $|\eta_1\eta_2\rangle_{AB}$.

B. QZ-CQZ Duplex coding

We now demonstrate the quantum duplex coding protocol for quantum information using the dual QZ and CQZ gates. Fig. 11 shows the dual form of the DQ gate in Fig. 7. For counterfactuality, this dual DQ_N gate works similarly to the H(V)- DQ_N gate. The only difference is that the superposition polarization state $|\text{photon}\rangle_p = \gamma|H\rangle_p + \delta|V\rangle_p$ of the input photon is entangled with the ancillary path state in the DQZ_N gate as follows:

$$|\text{photon}\rangle_{pa} = \gamma|H0\rangle_{pa} + \delta|V1\rangle_{pa} \quad (46)$$

where the ancilla states $|0\rangle_a$ and $|1\rangle_a$ show the paths for the H- and V-QZ gates, respectively. The DDQ_N gate transforms the electron-photon pair

$$|\phi_0\rangle_{epa} = |\text{electron}\rangle_e |\text{photon}\rangle_{pa} \quad (47)$$

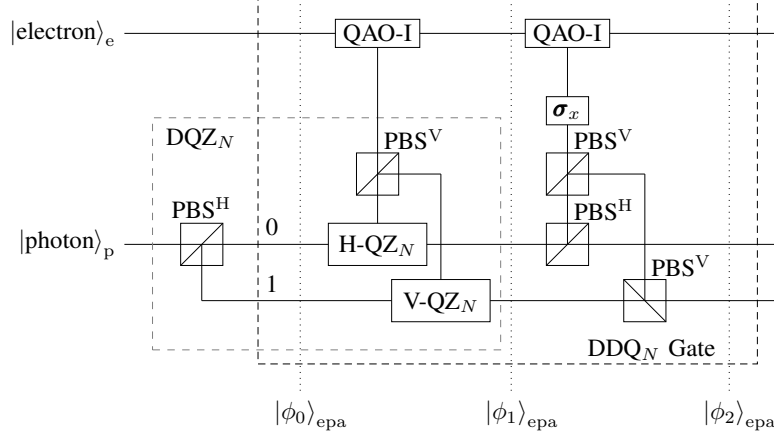


Fig. 11. A DDQ_N interaction where the quantum absorptive object (electron) gets entangled with the existing photon (unless absorbed by the electron) using the DQZ_N gate. Initially, the photon is in the superposition state $|\text{photon}\rangle_p = \gamma|0\rangle_p + \delta|1\rangle_p$, which is entangled with the ancillary path state by PBS^H as $|\text{photon}\rangle_{pa} = \gamma|H0\rangle_{pa} + \delta|V1\rangle_{pa}$ to start the DDQ_N interaction. Similar to the DQ gate in Fig. 7, the DDQ_N gate then transforms the electron-photon pair $|\phi_0\rangle_{epa}$ to $|\phi_2\rangle_{epa} = \gamma|\uparrow H0\rangle_{epa} + \delta|\downarrow V1\rangle_{epa}$ by using the blocking event only (unless the photon is absorbed by the electron).

as follows:

$$|\phi_0\rangle_{epa} \rightarrow |\phi_1\rangle_{epa} = \alpha\gamma|\uparrow H0\rangle_{epa} + \beta\gamma|\downarrow V0\rangle_{epa} + \alpha\delta|\uparrow H1\rangle_{epa} + \beta\delta|\downarrow V1\rangle_{epa} \quad (48)$$

$$\rightarrow |\phi_2\rangle_{epa} = \gamma|\uparrow H0\rangle_{epa} + \delta|\downarrow V1\rangle_{epa} \quad (49)$$

unless the photon is absorbed by the electron, with probability

$$(1 - \Delta_1 \sin^2 \theta_N)^N \Delta_1 \quad (50)$$

where $\Delta_1 = |\alpha\gamma|^2 + |\beta\delta|^2$ is the probability that the electron is in the presence state for the QZ gates in both paths.

For quantum duplexing, Alice and Bob initially have an untangled pair of quantum information prepared in the electron and photon: e.g., $|\text{electron}\rangle_A = |\eta_1\rangle_A$ and $|\text{photon}\rangle_B = |\eta_2\rangle_B$ where we consider (22)–(25) again. Bob starts the protocol by throwing his photon towards PBS^H to entangle the polarization (message) state $|\text{photon}\rangle_B$ with the ancillary path state $|0\rangle_C$ as shown in Fig. 12. Then, Alice and Bob have the (encoded) composite state $|\psi_1\rangle_{ABC}$ in (40). To devise the dual DNOT operation in Fig. 10, we first use the $DCQZ_{M,N}$ gate to counterfactually entangle their message states and then perform K DDQ_N gates successively for controlled disentanglement

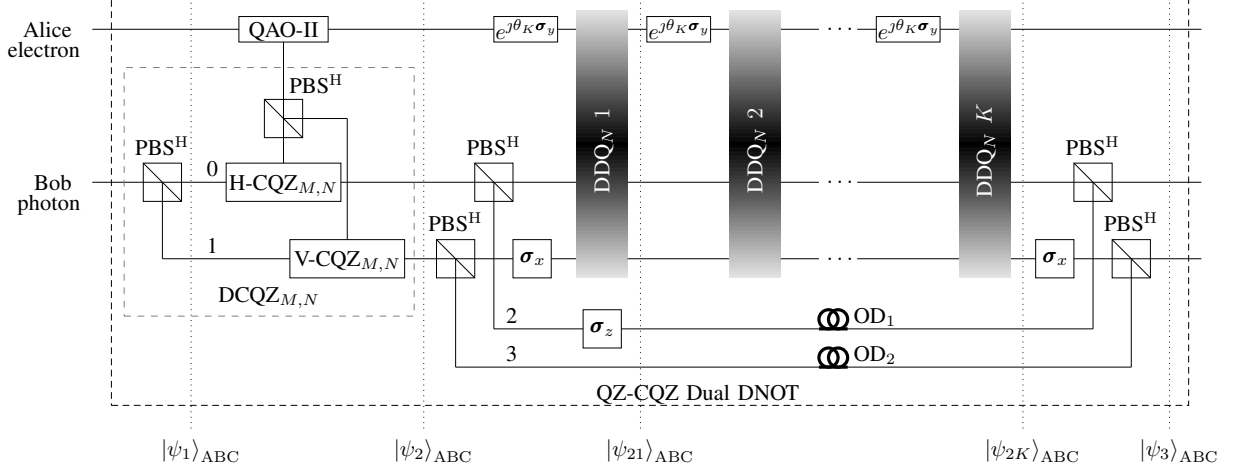


Fig. 12. A QZ-CQZ dual DNOT operation for an unknown pair of quantum states. Initially, Alice and Bob have an unentangled pair $|\eta_1\eta_2\rangle_{AB}$ of the electron and photon. This message pair is entangled by the $DCQZ_{M,N}$ gate and disentangled by K rounds of the θ_K rotation and DDQ_N gates counterfactually in a controlled manner. Finally, Bob applies the σ_x on the photon component in path $|1\rangle_C$ and recombines the respective components of the photon to complete the QZ-CQZ dual DNOT operation.

(see Fig. 12). The QZ-CQZ duplex coding takes the following steps after preparing the message states.

- 1) Alice and Bob start the dual DNOT protocol by entangling their message states $|\text{electron}\rangle_A$ and $|\text{photon}\rangle_B$ counterfactually where Alice's message state $|\text{electron}\rangle_A$ acts as a quantum absorptive object (type II) and Bob equips the $DCQZ_{M,N}$ gate. This counterfactual entanglement transforms the encoded state $|\psi_1\rangle_{ABC}$ to $|\psi_2\rangle_{ABC}$ in (41), unless the photon is absorbed by the electron or discarded at the detector in the $DCQZ$ gate with probability

$$\lambda_3 = (1 - |\alpha|^2 \sin^2 \theta_M)^M \prod_{m=1}^M (1 - |\beta|^2 \sin^2 (m\theta_M) \sin^2 \theta_N)^{LN} \quad (51)$$

tending to one as $M, N \rightarrow \infty$.

- 2) Bob throws his particle towards PBS^H in each path of the photon and detours the V components of the photon in paths 2 and 3, flagged by ancillary path states $|2\rangle_C$ and $|3\rangle_C$, respectively. Bob recombines the respective components after K successive DDQ_N gates. Before DDQ operations, Bob first performs the σ_x and σ_z operators on the photon components in path states $|1\rangle_C$ and $|2\rangle_C$, respectively.
- 3) Alice performs the rotation operator $e^{j\theta_K \sigma_y}$ on her qubit (electron).

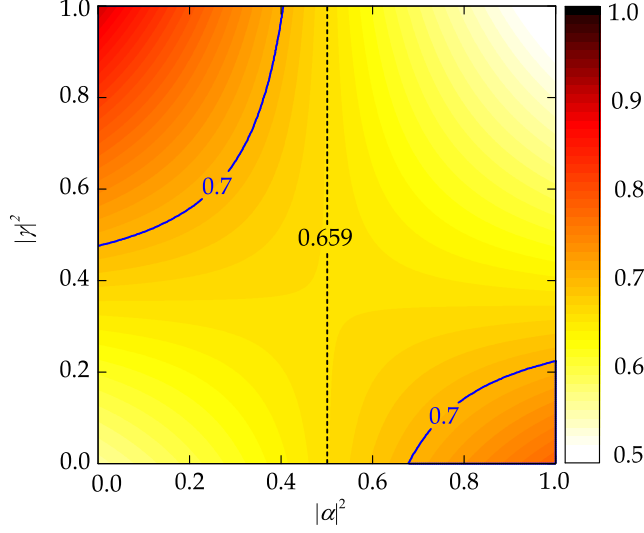


Fig. 13. Transfer efficiency (fidelity) ζ_q for the QZ-CQZ duplex coding as a function of $|\alpha|^2$ and $|\gamma|^2$ when $N = 100$ and $M_\star = K_\star = 10$ where M_\star and K_\star are the optimal values that maximize ζ_q for given N such that $M_\star = \arg \max_M \zeta_3$ and $K_\star = \arg \max_K \zeta_4^K$. When $|\alpha|^2 = 1/2$, the transfer efficiency is equal to $\zeta_q = 0.659$ independent of the message states (black dashed line). We can see that ζ_q increases as $\Delta_1 \rightarrow 0$ (the message states are collapsing to the classical information). When $N = 100$, the maximum efficiency is equal to $\zeta_q = 0.903$ for $|\alpha|^2 = 0$ and $|\gamma|^2 = 1$.

- 4) Bob inputs the components of the photon in paths $|0\rangle_C$ and $|1\rangle_C$ into the DDQ gate. After the first DDQ_N gate, we obtain

$$\begin{aligned} |\psi_{21}\rangle_{ABC} = & \alpha\gamma|000\rangle_{ABC} + \beta\delta|111\rangle_{ABC} \\ & + \beta\gamma(\sin\theta_K|012\rangle_{ABC} - \cos\theta_K|112\rangle_{ABC}) \\ & + \alpha\delta(\cos\theta_K|013\rangle_{ABC} + \sin\theta_K|113\rangle_{ABC}), \end{aligned} \quad (52)$$

unless the photon is absorbed by the electron with probability

$$\lambda_4 = (1 - \Delta_1 \cos^2\theta_K \sin^2\theta_N)^N (1 - \Delta_1 \sin^2\theta_K) \quad (53)$$

tending to one as $K, N \rightarrow \infty$.

- 5) Alice and Bob repeat the third and fourth steps for subsequent DDQ gates. After K DDQ_N gates, the electron-photon pair is in the state

$$|\psi_{2K}\rangle_{ABC} = \alpha\gamma|000\rangle_{ABC} + \beta\delta|111\rangle_{ABC} + \beta\gamma|012\rangle_{ABC} + \alpha\delta|113\rangle_{ABC}, \quad (54)$$

unless the photon is absorbed or discarded with probability (transfer efficiency)

$$\zeta_q = \lambda_3 \lambda_4^K. \quad (55)$$

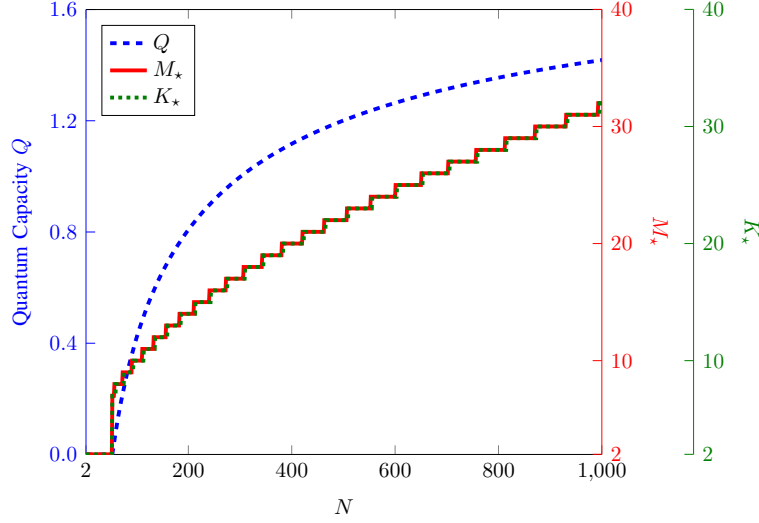


Fig. 14. Quantum capacity Q [qubits/electron-photon], M_* , and K_* for the QZ-CQZ duplex coding as a function of N when $|\alpha|^2 = |\beta|^2 = 1/2$ where M_* and K_* are the optimal values of M and K that maximizes the quantum capacity Q or equivalently the transfer efficiency ζ_q for given N as in Fig. 13. The optimal M_* and K_* almost coincide for all ranges of N , acting as the same role for given N . The 50 % efficiency ($Q = 1$ qubit/electron-photon) is attained when $N = 302$ with $M_* = K_* = 17$.

Whenever the photon is found in the quantum channel between Alice and Bob, the protocol declares an erasure of the quantum message $|\eta_1\eta_2\rangle_{AB}$.

- 6) Bob performs the σ_x operator on the photon component in path $|1\rangle_C$ and finally recombines the H and V photon components in four paths to complete the QZ-CQZ dual DNOT operation ($|\psi_3\rangle_{ABC}$).

This QZ-CQZ duplex coding for quantum information creates a full-duplex form of the QEC [42] with the erasure probability $1 - \zeta_q$ as follows:

$$|\eta_1\eta_2\rangle_{AB} \rightarrow \mathcal{N}(|\eta_1\eta_2\rangle_{AB}) = \zeta_q |\eta_1\eta_2\rangle_{BA} \langle \eta_1\eta_2| + (1 - \zeta_q) |\eta_1^\perp \eta_2^\perp\rangle_{BA} \langle \eta_1^\perp \eta_2^\perp| \quad (56)$$

where \mathcal{N} denotes the full-duplex QEC formed by the protocol and $|\eta_1^\perp \eta_2^\perp\rangle_{BA}$ is the erasure state orthogonal to the message state $|\eta_1\eta_2\rangle_{AB}$. The transfer efficiency ζ_q can be also viewed as the fidelity

$$F = \langle \eta_1\eta_2 | \mathcal{N} | \eta_1\eta_2 \rangle_{AB} \quad (57)$$

which depends on the message state $|\eta_1\eta_2\rangle_{AB}$ in general.⁴ Since $\Delta_1 = 1/2$ if $|\alpha|^2 = |\beta|^2 = 1/2$,

⁴See (51) and (53).

this dependence vanishes when Alice's message $|\eta_1\rangle_A$ is in the superposition state of equiprobable $|0\rangle_A$ and $|1\rangle_A$ (see Fig. 13). The quantum capacity Q in qubits/electron-photon for the QZ-CQZ duplex coding is given by

$$Q = 2 \max \{0, 2\zeta_q - 1\} \quad (58)$$

tending to 2 qubits/electron-photon as $K, M, N \rightarrow \infty$ (see Fig. 14).

V. CONCLUSION

We have put forth the new quantum communication protocols that achieve both full duplexity and counterfactuality for the classical as well as quantum information. Using the preshared entanglement and the nonlocal DNOT operation (counterfactual disentanglement), this unique quantum protocol allows remote parties to swap a one-bit classical message simultaneously without transmitting any physical particle over the channel. We have generalized our duplex communication framework for the quantum information by devising the dual DNOT operation (counterfactual entanglement followed by disentanglement in a distributed way) along with local operations and one-bit classical announcement. The communication without transmitting any physical particle over the channel can further provide security advantages over the most of eavesdropping attacks such as the photon-number splitting attack and the intercept-and-resend attack. The future work can be done to extend the quantum duplex coding protocols to transfer the information in both directions simultaneously, counterfactually—and *securely*.

REFERENCES

- [1] K. Boström and T. Felbinger, "Deterministic secure direct communication using entanglement," *Phys. Rev. Lett.*, vol. 89, no. 18, p. 187902, Oct. 2002.
- [2] J.-Y. Hu, B. Yu, M.-Y. Jing, L.-T. Xiao, S.-T. Jia, G.-Q. Qin, and G.-L. Long, "Experimental quantum secure direct communication with single photons," *Light Sci. Appl.*, vol. 5, no. 9, p. 16144, Apr. 2016.
- [3] S. Qaisar, J. ur Rehman, Y. Jeong, and H. Shin, "Practical deterministic secure quantum communication in a lossy channel," *Prog. Theor. Exp. Phys.*, vol. 2017, no. 4, p. 041A01, Apr. 2017.
- [4] W. Zhang, D.-S. Ding, Y.-B. Sheng, L. Zhou, B.-S. Shi, and G.-C. Guo, "Quantum secure direct communication with quantum memory," *Phys. Rev. Lett.*, vol. 118, no. 22, p. 220501, May 2017.
- [5] A. S. Fletcher, P. W. Shor, and M. Z. Win, "Optimum quantum error recovery using semidefinite programming," *Phys. Rev. A*, vol. 75, no. 1, p. 012338, Jan. 2007.
- [6] —, "Structured near-optimal channel-adapted quantum error correction," *Phys. Rev. A*, vol. 77, no. 1, p. 012320, Jan. 2008.
- [7] —, "Channel-adapted quantum error correction for the amplitude damping channel," *IEEE Trans. Inf. Theory*, vol. 54, no. 12, pp. 5705–5718, Dec. 2008.

- [8] J. T. Barreiro, N. K. Langford, N. A. Peters, and P. G. Kwiat, “Generation of hyperentangled photon pairs,” *Phys. Rev. Lett.*, vol. 95, no. 26, p. 260501, Dec. 2005.
- [9] R. Horodecki, P. Horodecki, M. Horodecki, and K. Horodecki, “Quantum entanglement,” *Rev. Mod. Phys.*, vol. 81, no. 2, pp. 865–942, Jun. 2009.
- [10] L. Ruan, W. Dai, and M. Z. Win, “Adaptive recurrence quantum entanglement distillation for two-Kraus-operator channels,” *Phys. Rev. A*, vol. 97, no. 5, p. 052332, May 2018.
- [11] A. Khan, A. Farooq, Y. Jeong, and H. Shin, “Distribution of entanglement in multipartite systems,” *Quantum Inf. Process*, vol. 18, no. 2, p. 60, Jan. 2019.
- [12] A. Farooq, J. ur Rehman, Y. Jeong, J. S. Kim, and H. Shin, “Tightening monogamy and polygamy inequalities of multiqubit entanglement,” *Sci. Rep.*, vol. 9, p. 3314, Mar. 2019.
- [13] W. K. Wootters and W. H. Zurek, “A single quantum cannot be cloned,” *Nature*, vol. 299, no. 5886, pp. 802–803, Oct. 1982.
- [14] H. Salih, Z.-H. Li, M. Al-Amri, and M. S. Zubairy, “Protocol for direct counterfactual quantum communication,” *Phys. Rev. Lett.*, vol. 110, no. 17, p. 170502, Apr. 2013.
- [15] O. Hosten, M. T. Rakher, J. T. Barreiro, N. A. Peters, and P. G. Kwiat, “Counterfactual quantum computation through quantum interrogation,” *Nature*, vol. 439, no. 7079, p. 949, Feb. 2006.
- [16] F. Kong, C. Ju, P. Huang, P. Wang, X. Kong, F. Shi, L. Jiang, and J. Du, “Experimental realization of high-efficiency counterfactual computation,” *Phys. Rev. Lett.*, vol. 115, no. 8, p. 080501, Aug. 2015.
- [17] G. Mitchison, R. Jozsa, and S. Popescu, “Sequential weak measurement,” *Phys. Rev. A*, vol. 76, p. 062105, Dec. 2007.
- [18] T.-G. Noh, “Counterfactual quantum cryptography,” *Phys. Rev. Lett.*, vol. 103, no. 23, p. 230501, Dec. 2009.
- [19] Z.-Q. Yin, H.-W. Li, Y. Yao, C.-M. Zhang, S. Wang, W. Chen, G.-C. Guo, and Z.-F. Han, “Counterfactual quantum cryptography based on weak coherent states,” *Phys. Rev. A*, vol. 86, no. 2, p. 022313, Aug. 2012.
- [20] H. Salih, “Tripartite counterfactual quantum cryptography,” *Phys. Rev. A*, vol. 90, no. 1, p. 012333, Jul. 2014.
- [21] R. H. Dicke, “Interaction-free quantum measurements: A paradox,” *Am. J. Phys.*, vol. 49, no. 10, pp. 925–930, 1981.
- [22] A. Elitzur and L. Vaidman, “Quantum mechanical interaction-free measurement,” *Found. Phys.*, vol. 23, no. 76, pp. 987–997, Jul. 1993.
- [23] P. Kwiat, H. Weinfurter, T. Herzog, A. Zeilinger, and M. A. Kasevich, “Interaction-free measurement,” *Phys. Rev. Lett.*, vol. 74, no. 24, p. 4763, Nov. 1995.
- [24] W. M. Itano, D. J. Heinzen, J. J. Bollinger, and D. Wineland, “Quantum Zeno effect,” *Phys. Rev. A*, vol. 41, no. 5, p. 2295, Mar. 1990.
- [25] T. Petrosky, S. Tasaki, and I. Prigogine, “Quantum Zeno effect,” *Physics Lett. A*, vol. 151, no. 3-4, pp. 109–113, Dec. 1990.
- [26] L. Vaidman, “Comment on protocol for direct counterfactual quantum communication,” *Phys. Rev. Lett.*, vol. 112, no. 20, p. 208901, May 2014.
- [27] ———, “Past of a quantum particle,” *Phys. Rev. A*, vol. 87, no. 5, p. 052104, May 2013.
- [28] A. Danan, D. Farfurnik, S. Bar-Ad, and L. Vaidman, “Asking photons where they have been,” *Phys. Rev. Lett.*, vol. 111, no. 24, p. 240402, Dec. 2013.
- [29] Y. Aharonov and L. Vaidman, “Modification of counterfactual communication protocols that eliminates weak particle traces,” *Phys. Rev. A*, vol. 99, no. 1, p. 010103, Jan. 2019.
- [30] L. Vaidman, “Analysis of counterfactuality of counterfactual communication protocols,” *Phys. Rev. A*, vol. 99, p. 052127, May 2019.

- [31] Q. Guo, L.-Y. Cheng, L. Chen, H.-F. Wang, and S. Zhang, “Counterfactual quantum-information transfer without transmitting any physical particles,” *Sci. Rep.*, vol. 5, p. 8416, Feb. 2015.
- [32] Z.-H. Li, M. Al-Amri, and M. S. Zubairy, “Direct counterfactual transmission of a quantum state,” *Phys. Rev. A*, vol. 92, no. 5, p. 052315, Nov. 2015.
- [33] H. Salih, “Protocol for counterfactually transporting an unknown qubit,” *Front. Phys.*, vol. 3, p. 94, Jan. 2016.
- [34] Q. Guo, L.-Y. Cheng, L. Chen, H.-F. Wang, and S. Zhang, “Counterfactual entanglement distribution without transmitting any particles,” *Opt. Express*, vol. 22, no. 8, pp. 8970–8984, Apr. 2014.
- [35] Y. Chen, X. Gu, D. Jiang, L. Xie, and L. Chen, “Tripartite counterfactual entanglement distribution,” *Opt. Express*, vol. 23, no. 16, pp. 21 193–21 203, Aug. 2015.
- [36] Y. Chen, D. Jian, X. Gu, L. Xie, and L. Chen, “Counterfactual entanglement distribution using quantum dot spins,” *JOSA B*, vol. 33, no. 4, pp. 663–669, Jan. 2016.
- [37] F. Zaman, Y. Jeong, and H. Shin, “Counterfactual Bell-state analysis,” *Sci. Rep.*, vol. 8, no. 1, p. 14641, Oct. 2018.
- [38] —, “Dual quantum Zeno superdense coding,” *Sci. Rep.*, revised for publication (arXiv:1905.12907).
- [39] Q. Guo, S. Zhai, L.-Y. Cheng, H.-F. Wang, and S. Zhang, “Counterfactual quantum cloning without transmitting any physical particles,” *Phys. Rev. A*, vol. 96, p. 052335, Nov. 2017.
- [40] Z. Zhang, K. Long, A. V. Vasilakos, and L. Hanzo, “Full-duplex wireless communications: Challenges, solutions, and future research directions,” *Proc. IEEE*, vol. 104, no. 7, pp. 1369–1409, Jul. 2016.
- [41] T. M. Cover and J. A. Thomas, *Elements of Information Theory*. New York, NY, USA: Wiley, 2012.
- [42] C. H. Bennett, D. P. DiVincenzo, and J. A. Smolin, “Capacities of quantum erasure channels,” *Phys. Rev. Lett.*, vol. 78, no. 16, p. 3217, Apr. 1997.