

**A translation of Zalgaller’s “The shortest space curve of unit width”
(1994)**

STEVEN FINCH

October 7, 2019

ABSTRACT. This is an English translation of V. A. Zalgaller’s article “On a problem of the shortest space curve of unit width” that appeared in *Matematicheskaya Fizika, Analiz, Geometriya* v. 1 (1994) n. 3–4, 454–461. We refer interested readers to Ghomi (2018) for up-to-date discussion; the curve L_3 of length 3.9215... in Zalgaller (1994) still appears to be shortest, whereas the closed curve L_5 is provably not of unit width. I am thankful to Natalya Pluzhnikov for her dedicated work and to the B. Verkin Institute for Low Temperature Physics and Engineering of the National Academy of Sciences of Ukraine for permission to post this translation on the arXiv.

1. The width of a space curve is the width of its convex hull. The class of curves in \mathbb{R}^3 of bounded width 1 is nonempty and compact; therefore, it contains at least one curve of smallest length. We pose the question of finding such a curve and state a conjecture on its shape. For planar curves this question was solved long time ago (see [1] or [2]).

2. Consider a unit cube (Figure 1). The three-link polygonal line $L_1 = ABCD$ is an example of a curve of finite length and width 1. (The convex hull of L_1 is a regular tetrahedron of width 1.) The length is $|L_1| = 3\sqrt{2} \approx 4.2464$.

3. We consider only piecewise C^1 -smooth curves. Let L be such a curve, and Φ its convex hull. Each support plane to Φ has contact with L . The points on the surface of the solid body Φ may be conic, ridged, or smooth. Only points of L itself or of segments joining pairs of its corner points may be ridged. To verify that Φ has width at least 1, it is sufficient to check that for every support plane P to Φ that passes through a ridged point of the surface Φ there is a point x of L at a distance at least 1 from P .

For the polygonal line L_1 this verification is trivial.

4. We determine a curve of width 1 that is shorter than L_1 , using first the following approach. We fix three real numbers that satisfy the following six conditions:

$$a > \frac{1}{2}; \quad b < \frac{1}{4a}; \quad c < 1; \tag{1-3}$$

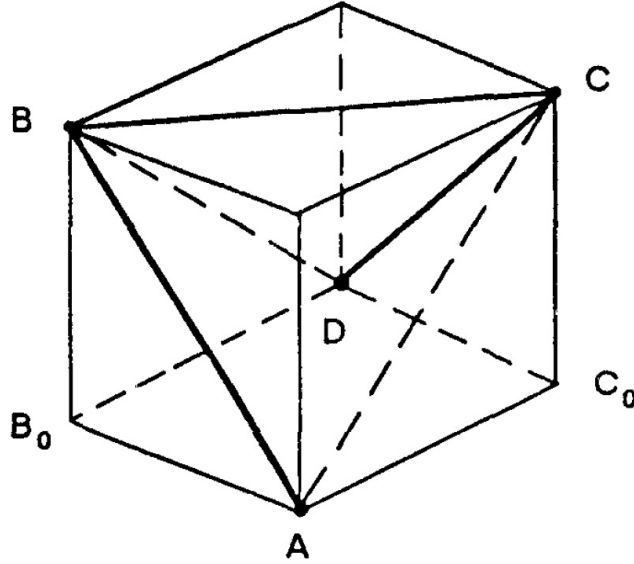


Figure 1

$$c^2 + t^2 \geq 1, \quad \text{where} \quad t = (a - b)/\sqrt{4a^2 - 1}; \quad (4)$$

$$4a^2 (c^2 + t^2) > (a + b)^2 + c^2 + t^2; \quad (5)$$

$$4(a^2 t^2 + b^2 c^2 + c^2 t^2) > (a + b)^2 + c^2 + t^2. \quad (6)$$

Then, in Cartesian coordinates (x, y, z) , we choose four points:

$$A(a, 0, 0), \quad B(-b, -t, c), \quad C(b, t, c), \quad D(-a, 0, 0). \quad (7)$$

Projected to the plane $z = 0$, these points form a parallelogram with vertices

$$A(a, 0, 0), \quad B_0(-b, -t, 0), \quad C_0(b, t, 0), \quad D(-a, 0, 0).$$

A suitable choice of t ensures that the sides AC_0 and DB_0 of this parallelogram are at distance $1/2$ from the origin and at distance 1 from each other, whereas the sides AB_0 and DC_0 are at distance

$$d = \frac{|\overrightarrow{B_0 A} \times \overrightarrow{B_0 D}|}{|\overrightarrow{B_0 A}|} = \frac{2at}{\sqrt{(a+b)^2 + t^2}} < 1 \quad (8)$$

from one another. We determine also the distances d_1, d_2 of points A and B from the straight line DC :

$$d_1 = \frac{|\overrightarrow{DA} \times \overrightarrow{DC}|}{|\overrightarrow{DC}|} = \frac{2a\sqrt{c^2 + t^2}}{\sqrt{(a+b)^2 + c^2 + t^2}},$$

$$d_2 = \frac{|\overrightarrow{DB} \times \overrightarrow{DC}|}{|\overrightarrow{DC}|} = \frac{2\sqrt{a^2t^2 + b^2c^2 + c^2t^2}}{\sqrt{(a+b)^2 + c^2 + t^2}}.$$

According to conditions (5) and (6), $d_1 > 1, d_2 > 1$.

5. Consider three circular cylinders Z_1, Z_2, Z_3 in space, of radii 1. Their axes are the straight lines AB, AD, DC , where the points A, B, C, D are those in (7). We construct the curve $L_2(a, b, c)$ from three C^1 -smooth parts $\widetilde{AB}, \widetilde{BC}, \widetilde{CD}$. The part \widetilde{AB} will be the shortest among the contours that join the points A and B and encompass the cylinder Z_3 from the outside. This shortest contour "spans" Z_3 , and hence it consists of a segment AP_1 , an arc $\widetilde{P_1Q_1}$ of a helix on Z_3 , and the segment Q_1B .

Similarly, the part $\widetilde{BC} = BP_2 + \widetilde{P_2Q_2} + Q_2C$ is the shortest contour among those that join B and C and enclose the cylinder Z_2 . Here BP_2, Q_2C are straight line segments and $\widetilde{P_2Q_2}$ is an arc of a helix on Z_2 . Finally, the part $\widetilde{CD} = CP_3 + \widetilde{P_3Q_3} + Q_3D$ is the mirror image of \widetilde{AB} with respect to the coordinate axis z . Figure 2 shows an approximate shape of the curve $L_2(a, b, c)$.

We calculate the length of the curves and minimize it by suitable choice of the values of a, b , and c .

6. To find the lengths of the parts under consideration, we consider a situation where on the sides of the circular cylinder Z of radius 1 there are points E and F whose positions with respect to Z in the projection to the plane of a cross-section (Figure 3) are determined by the magnitudes

$$h = E'E'' = F'F'', \quad u = OE'', \quad v = OF'', \quad (h < 1, \quad h^2 + u^2 \geq 1, \quad h^2 + v^2 \geq 1),$$

and the projections of the points E and F to the axis of Z are at distance w from this axis. In this case, in the same notation (which is clear from Figure 3) we have

$$\varphi_1 = \arctan \frac{h}{u}, \quad \varphi_2 = \arctan \frac{h}{v}, \quad \psi_1 = \arccos \frac{1}{\sqrt{h^2 + u^2}},$$

$$\psi_2 = \arccos \frac{1}{\sqrt{h^2 + v^2}}, \quad p = \widetilde{P'Q'} = \pi - \varphi_1 - \varphi_2 - \psi_1 - \psi_2, \quad (9)$$

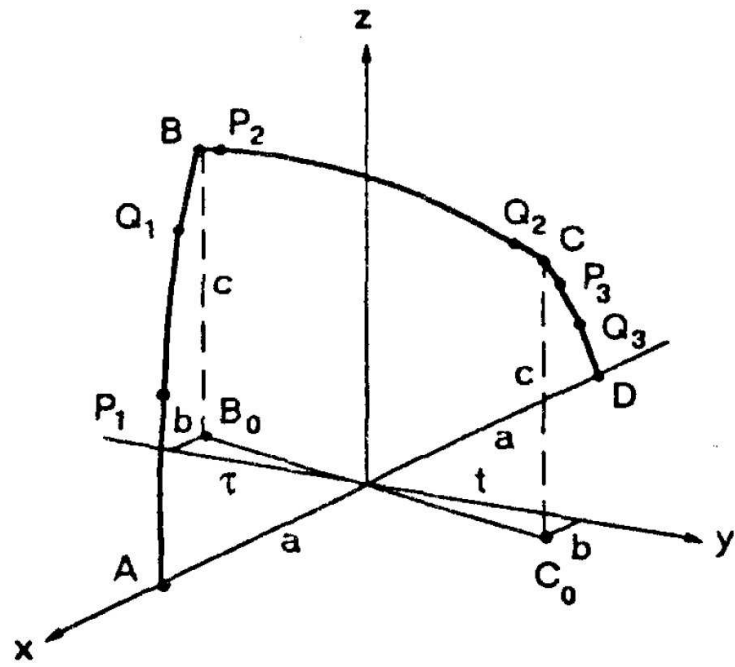


Figure 2

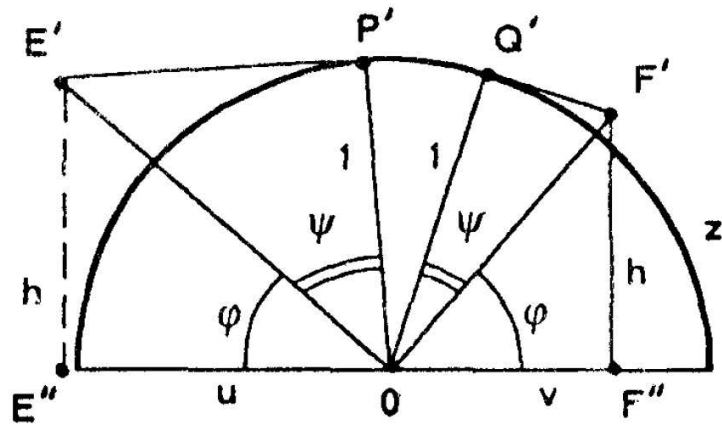


Figure 3

$$p_1 = E'P' = \sqrt{h^2 + u^2 - 1}, \quad p_2 = Q'F' = \sqrt{h^2 + v^2 - 1}.$$

Unfolding the cylinder (Figure 4) over the planar curve $E'P'Q'F'$ (Figure 3) we find the length $\ell(h, u, v, w)$ of the space curve that joins the points E and F , encompassing the cylinder Z from the outside:

$$\ell(h, u, v, w) = \sqrt{(p_1 + p_2)^2 + w^2}. \quad (10)$$

7. The length ℓ_2 of the arc \widetilde{BC} is especially easy to find. In this case $h = c$, $u = v = t$, $w = 2b$, whence

$$\ell_2 = \ell(c, t, t, 2b). \quad (11)$$

8. To find the length ℓ_1 of the part \widetilde{AB} , we draw a plane τ through the points D , C , C_0 and consider the projection (shown in Figure 5) to the plane of the cross-section of the cylinder Z_3 that passes through the point D . Here $A'A'' = B'B'' = d$ (see (8)).

Let ν denote the normal vector to the plane τ ,

$$\nu = \frac{\overrightarrow{BA} \times \overrightarrow{DC}}{2c} = (t, -(a+b), 0).$$

Then the vector

$$r = \frac{\overrightarrow{DC} \times \nu}{c} = (a+b, t, -s),$$

where $s = ((a+b)^2 + t^2)/c$, is the direction vector of a straight line orthogonal to \overrightarrow{DC} , in the plane τ . The magnitude of the projection of the vector \overrightarrow{DA} in the direction r gives us the value $u_0 = DA''$ (Figure 5):

$$u_0 = \frac{\overrightarrow{DA} \cdot r}{|r|} = \frac{2a(a+b)}{\sqrt{(a+b)^2 + t^2 + s^2}}. \quad (12)$$

Similarly,

$$v_0 = DB'' = \frac{\overrightarrow{BD} \cdot r}{|r|} = \frac{2(b^2 + ab + t^2)}{\sqrt{(a+b)^2 + t^2 + s^2}}. \quad (13)$$

Finally,

$$w_0 = \frac{\overrightarrow{BA} \cdot \overrightarrow{DC}}{|\overrightarrow{DC}|} = \frac{(a+b)^2 - c^2 + t^2}{\sqrt{(a+b)^2 + c^2 + t^2}} \quad (14)$$

and the length of the part \widetilde{AB} is

$$\ell_1 = \ell(d, u_0, v_0, w_0).$$

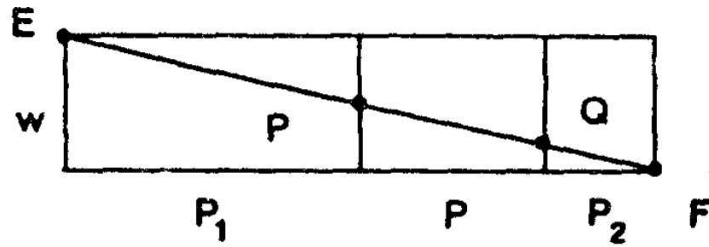


Figure 4

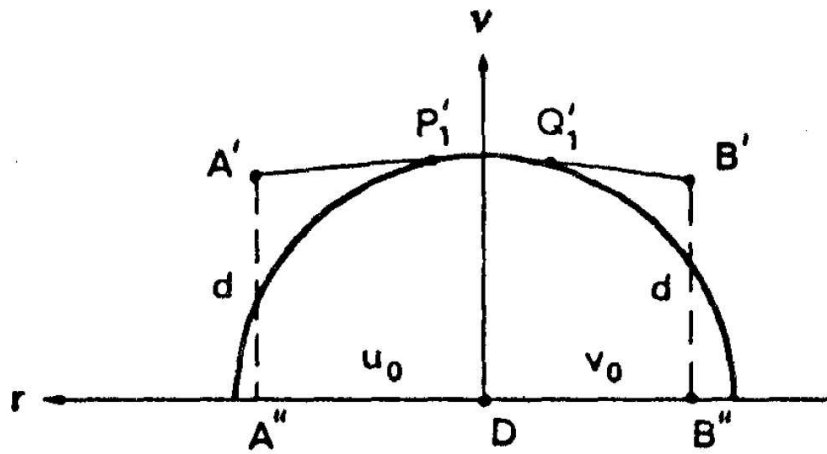


Figure 5

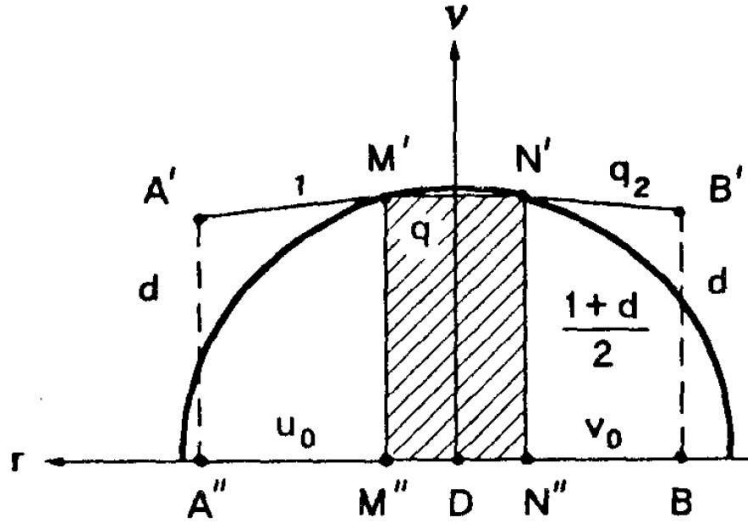


Figure 6

9. The total length is $|L_2(a, b, c)| = 2\ell_1 + \ell_2$.

Computer analysis shows that the length $|L_2(a, b, c)|$ for admissible values of a, b, c attains a minimum at the point (a_2, b_2, c_2) where¹

$$a_2 \approx 0.77925, \quad b_2 \approx 0.04223, \quad c_2 \approx 0.78744.$$

The curve $L_2 = L_2(a_2, b_2, c_2)$ has length $|L_2| \approx 3.934255$.

10. We can now replace the curve L_2 with a shorter curve. Since the distance d between the parallel planes ABB_0 and DCC_0 (Figure 2), in view of (8), is less than 1, we change the construction of the part \widetilde{AB} of the curves $L_2(a, b, c)$ as follows: we will encompass, from the outside, not the cylinder Z_3 but the one that is left after we cut Z_3 by the plane parallel to τ , at distance $(1 + d)/2$ from τ . Then Figure 5 changes to Figure 6. The projection of the shorter arc \widetilde{AB} enclosing the truncated cylinder to the plane of a cross-section of the cylinder (Figure 6) is the polygonal line $A'M'N'B'$ spanned by the rectangle $M''M'N'N''$ (shaded in Figure 6), where

$$DM'' = DN'' = \sqrt{DN''^2 - N'N''^2} = \frac{1}{2}\sqrt{3 - 2d - d^2}. \quad (15)$$

11. Consider the curves $L_3(a, b, c)$ for which the part \widetilde{BC} is constructed in the same way as for $L_2(a, b, c)$, and the part \widetilde{AB} is the shortest three-link polygonal

¹Here $c^2 + t^2 \approx 1.0002$, so the segments BP_2, Q_2C on the part \widetilde{BC} are very short, but not zero.

line $AMNB$ that encompasses from the outside not the cylinder Z_3 , and not even the truncated cylinder, but only the parallelepiped with cross-section the rectangle $M''M'N'N''$ (Figure 6).

To find the length ℓ_3 of this part \widetilde{AB} we obtain, consecutively,

$$q = M'N' = \sqrt{3 - 2d - d^2}, \quad q_1 = A'M' = \sqrt{\left(\frac{1-d}{2}\right)^2 + \left(u_0 - \frac{q}{2}\right)^2},$$

$$q_2 = N'B' = \sqrt{\left(\frac{1-d}{2}\right)^2 + \left(v_0 - \frac{q}{2}\right)^2}, \quad \ell_3 = \sqrt{(q_1 + q + q_2)^2 + w_0^2},$$

where the values d, u_0, v_0, w_0 are determined from (8), (12), (13), and (14).

12. The total length is $|L_3(a, b, c)| = 2\ell_3 + \ell_2$.

Computer analysis shows that the length $|L_3(a, b, c)|$ for admissible a, b, c attains a minimum at the point (a_3, b_3, c_3) where

$$a_3 \approx 0.761337, \quad b_3 \approx 0.064738, \quad c_3 \approx 0.794982.$$

13. **Conjecture 1.** The curve $L_3 = L_3(a_3, b_3, c_3)$ is the shortest space curve of width 1 in \mathbb{R}^3 .

14. For the above-indicated values of a_3, b_3, c_3 , we have $t \approx 0.606648, d \approx 0.901284$. For the part \widetilde{BC} we have $\varphi_1 = \varphi_2 \approx 0.918966, \psi_1 = \psi_2 \approx 0.004276, p_1 = p_2 \approx 0.004276, p \approx 1.295109, \ell_2 \approx 1.310075, BP_2 = Q_2C = \ell_2 p_1 / (p_1 + p + p_2) \approx 0.004297$. For the part \widetilde{AB} ,

$$u_0 \approx 0.752203, \quad v_0 \approx 0.504123, \quad w_0 \approx 0.322590, \quad q_1 \approx 0.444661,$$

$$q \approx 0.620578, \quad q_2 \approx 0.200019, \quad \ell_3 \approx 1.305735.$$

The total length $|L_3| = 2\ell_3 + \ell_2 = 3.921545$.

Given these data, the angles $\angle DM'A$ and $\angle DN'B$ in Figure 6 are greater than $\pi/2$. Therefore, the curve L_3 , when it encloses the parallelepiped with cross-section $M''M'N'N''$, also encloses the cylinder Z_3 truncated by $M'N'$. This allows us to verify that the width of the curve L_3 is not less than 1.

15. To give a better description of L_3 , we find the coordinates of the points M and N . To this end, we expand the vectors \overrightarrow{AM} and \overrightarrow{BN} (see Subsection 8 and Figure 7) with respect to the basis $(r, \overrightarrow{DC}, \nu)$:

$$\overrightarrow{AM} = -\frac{r}{|r|} \left(u_0 - \frac{q}{2}\right) - \frac{\overrightarrow{DC}}{|\overrightarrow{DC}|} \frac{w_0 q_1}{q_1 + q + q_2} + \frac{\nu}{|\nu|} \frac{1-d}{2},$$

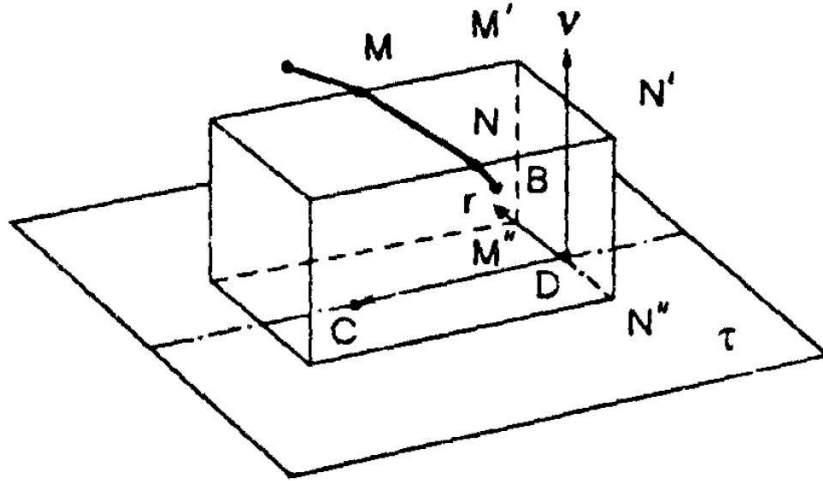


Figure 7

$$\vec{BN} = \frac{r}{|r|} \left(v_0 - \frac{q}{2} \right) - \frac{\vec{DC}}{|\vec{DC}|} \frac{w_0 q_2}{q_1 + q + q_2} + \frac{\nu}{|\nu|} \frac{1-d}{2}.$$

From this, for L_3 we obtain

$$M \approx (0.500044, -0.253125, 0.279697),$$

$$N \approx (0.092710, -0.552260, 0.673078).$$

The general form of the curve L_3 is shown in Figure 8.

16. A similar question can be posed for closed curves. In the plane, any curve of constant width 1 is the shortest closed curve of width 1. In space, consider a regular tetrahedron with edge $\sqrt{2}$ (Figure 9). The four-link polygonal line $L_4 = ABCDA$ is an example of a closed curve of width 1. Mark the midpoints O_1, O_2, O_3, O_4 of the sides of L_4 . On the edge AC , which is not part of L_4 , we mark the point A' at distance 1 from the plane BCD , and the point C' at distance 1 from the plane ABD . Similarly, on the edge BD , which also is not part of L_4 , we mark the point B' at distance 1 from the plane ACD , and D' at distance 1 from the plane ABC .

We compose L_5 from four congruent C^1 -smooth parts $A'B', B'C', C'D', D'A'$. It suffices to describe the structure of $A'B'$. It is constructed as the shortest curve $A'P_1O_1Q_1B'$ that joins the points A' and B' and encloses the circular cylinder Z of radius 1 with axis CD . Thus, this part has the form $A'B' = A'P_1 + P_1O_1Q_1 + Q_1B'$,

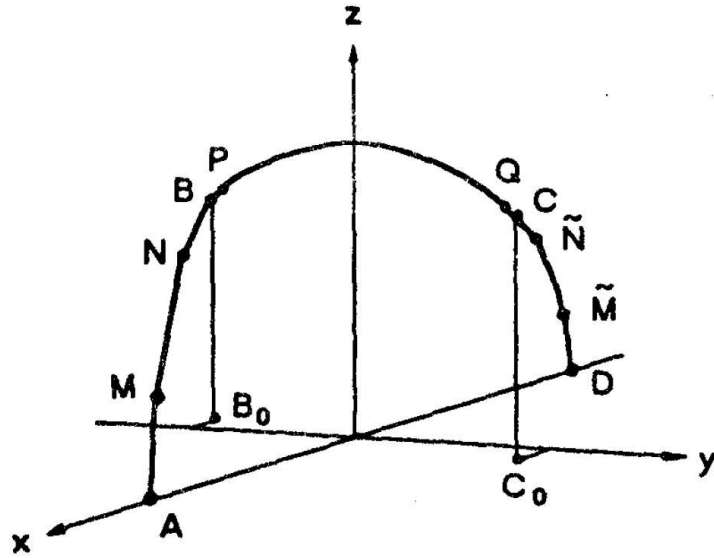


Figure 8

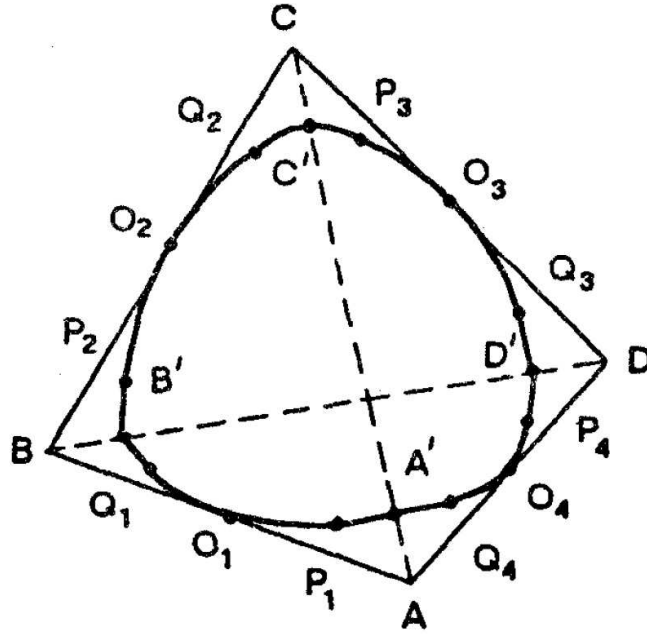


Figure 9

where $A'P_1$ and Q_1B' are straight line segments, and $P_1O_1Q_1$ is an arc of the helix on Z . The parts $B'C' = B'P_2O_2Q_2C'$, $C'D' = C'P_3O_3Q_3D'$, $D'A' = D'P_4O_4Q_4A'$ are constructed in a similar way.

17. Conjecture 2. The curve L_5 has width 1 and is the shortest closed space curve of width 1 in \mathbb{R}^3 .

The length $|L_5|$ can be easily found by the rules of Subsection 6.

The author is grateful to computer programmer V. G. Khachaturov for his help in preparing this article. The work was supported by the RFFR grant 94-01-0104.

Written by V. A. Zalgaller, St. Petersburg
Translated by Natalya Pluzhnikov

Addendum

The denominator of d in (8) was mistakenly given by Zalgaller (1994) as $|\overrightarrow{B_0D}|$; I suspect that this error is merely typographical because the subsequent radical expression for d was correct (except for a stray negative sign). The radical expression for d_2 was missing a 2 in the numerator.

In Subsection 8, a label (14) was absent with regard to the formula for w_0 and a comma was missing between v_0 and w_0 in the definition of ℓ_1 .

In Subsection 14, the numerical values of q and q_2 were wrongly interchanged.

Ghomi [3, 4] recently disproved Zalgaller's Conjecture 2.

REFERENCES

- [1] V. A. Zalgaller, How to get out of the woods? On a problem of Bellman (in Russian), *Matematicheskoe Prosveshchenie*, v. 6 (1961) n. 6, 191–195.
- [2] A. Adhikari and J. Pitman, The shortest planar arc of width 1, *Amer. Math. Monthly* 96 (1989) 309–327; MR0992078.
- [3] M. Ghomi, The length, width, and inradius of space curves, *Geom. Dedicata* 196 (2018) 123–143; arXiv:1605.01144; MR3853631.
- [4] M. Ghomi, Open problems in geometry of curves and surfaces, in progress (2019), <http://people.math.gatech.edu/~ghomi/Papers/>.

Steven Finch
MIT Sloan School of Management
Cambridge, MA, USA
steven_finch@harvard.edu