

PINFER: Privacy-Preserving Inference for Machine Learning^{*}

Logistic Regression, Support Vector Machines, and More, Over Encrypted Data

Marc Joye and Fabien A. P. Petitcolas

OneSpan, Brussels, Belgium
 {marc.joye,fabien.petitcolas}@onespan.com

Abstract. The foreseen growing role of outsourced machine learning services is raising concerns about the privacy of user data. Several technical solutions are being proposed to address the issue. Hardware security modules in cloud data centres appear limited to enterprise customers due to their complexity, while general multi-party computation techniques require a large number of message exchanges. This paper proposes a variety of protocols for privacy-preserving regression and classification that (i) only require additively homomorphic encryption algorithms, (ii) limit interactions to a mere request and response, and (iii) that can be used directly for important machine-learning algorithms such as logistic regression and SVM classification. The basic protocols are then extended and applied to feed-forward neural networks.

Keywords: Machine learning as a service · Linear regression · Logistic regression · Support vector machines · Feed-forward neural networks · Data privacy · Additively homomorphic encryption

1 Introduction

The popularity and hype around machine learning, combined with the explosive growth of user-generated data, is pushing the development of *machine learning as a service* (MLaaS). A typical application scenario of MLaaS is shown in Fig. 1. It involves a client sending data to a service provider (server) owning and running a trained machine learning model for a given task (e.g., medical diagnosis). Both the input data and the model should be kept private: for obvious privacy reasons on the client’s side and to protect intellectual property on the server’s side.

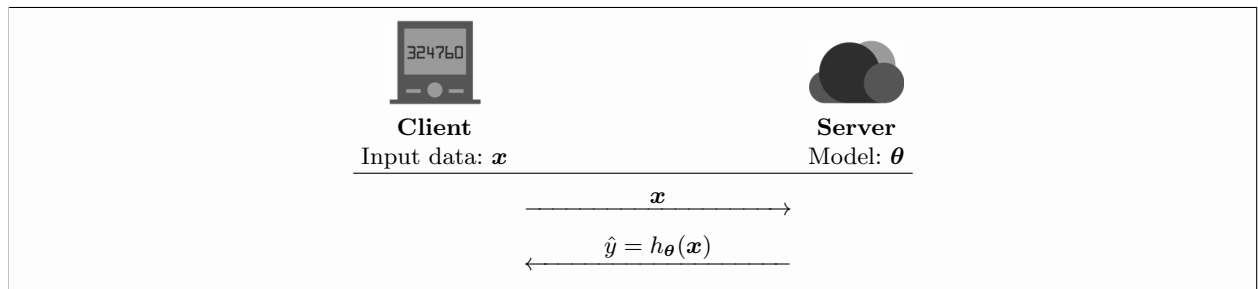


Fig. 1: A server offering MLaaS owns a model defined by its parameters θ . A client needs the prediction $h_{\theta}(\mathbf{x})$ of this model for a new input data \mathbf{x} . This prediction is a function of the model and of the data.

In this paper we look at various protocols allowing the realisation of such scenario in a minimum number of message exchanges between both parties. Our assumption is that both the client and the server are honest

^{*} This is an extended version of [19].

but curious, that is, they both follow the protocol but may record information all along with the aim, respectively, to learn the model and to breach the client’s privacy. Our design is guided by the following *ideal* requirements, in decreasing importance:

1. **Input confidentiality**—The server does not learn anything about the input data \mathbf{x} provided by the client;
2. **Output confidentiality**—The server does not learn the outcome \hat{y} of the calculation;
3. **Minimal model leakage**—The client does not learn any other information about the model beyond what is revealed by the successive outputs.

With respect to the issue of model leakage, it is noted that the client gets access to the outcome, i.e., the value of $h_{\theta}(\mathbf{x})$, which may leak information about θ , violating Requirement 3. This is unavoidable and not considered as an attack within our framework. Possible countermeasures to limit the leakage on the model include rounding the output or adding some noise to it [29].

Related Work Earliest works for private machine learning evaluation [3,23] were concerned with training models in a privacy-preserving manner. More recent implementations for linear regression, logistic regression, as well as neural networks are offered by SecureML [25]. The case of support vector machines (SVM) is, for example, covered in [32]. On the contrary, this paper deals with the problem of privately *evaluating* a linear machine-learning model, including linear/logistic regression and SVM classification. In [7], Bos et al. suggest to evaluate a logistic regression model by replacing the sigmoid function with its Taylor series expansion. They then apply fully homomorphic encryption so as to get the output result through a series of multiplications and additions over encrypted data. They observe that using terms up to degree 7 the Taylor expansion gives roughly two digits of accuracy to the right decimal. Kim et al. [21] argue that such an expansion does not provide enough accuracy on real-world data sets and propose another polynomial approximation. For SVM classification, Zhang et al. [32, Protocol 2] propose to return an encryption of the raw output. The client decrypts it and applies the discriminating function to obtain the corresponding class. Unfortunately, this leaks more information than necessary on the model. A similar path is taken by Barni et al. in [6] for feed-forward neural networks. Extracting the model (even partially) is nevertheless more difficult in their case because of the inherent complexity of the model. Moreover, to further obfuscate it (and thereby limit the potential leakage), the authors suggest to randomly permute computing units (neurons) sharing the same activation function or to add dummy ones. For classification, the approach put forward by Bost et al. [8] is closest to ours. They construct three classification protocols fulfilling our design criteria (Requirements 1–3): hyperplane decision, naïve Bayes, and decision trees. An approach orthogonal to ours that introduces privacy in regression or classification is differential privacy [11]. Crucially, it can be combined with secure computation, in our case by incorporating noise in the input vectors or in the model parameters. Differential privacy can thus be used to enhance the privacy properties of our protocols.

Our Contributions Our paper follows the line of work by Bost et al., making use only of *additively* homomorphic encryption (i.e., homomorphic encryption supporting additions). We devise new privacy-preserving protocols for a variety of important prediction tasks. The protocols we propose either improve on [8] or address machine-learning models not covered in [8]. In particular, we aim at minimising the number of message exchanges to a mere request and response. This is important when latency is critical. An application of [8, Protocol 4] to binary SVM classification adds a round-trip to the comparison protocol whereas our implementation optimally only needs a *single* round-trip, all included. Likewise, a single round-trip is needed in our private logistic regression protocol, as in [7,32]. But contrary to [7,32], the resulting prediction is *exact* in our case (i.e., there is no loss of accuracy) and does not require the power of fully homomorphic encryption. With respect to neural networks, we adapt our protocols to binarised networks and to networks relying of the popular ReLU activation; see Section 4.2. As far as we know, this results in the first privacy-preserving implementation of the non-linear ReLU function from additively homomorphic encryption.

Organisation The rest of this paper is organised as follows. In Section 2, we give a short summary of important machine learning techniques for which we will propose secure protocols. We also recall cryptographic tools on which we will build out protocols. In Section 3, we propose three families of protocols for private inference. They do not depend on a particular additively homomorphic encryption scheme. We next apply in Section 4 our protocols to the private evaluation of neural networks. Finally, the paper concludes in Section 6.

2 Preliminaries

This section reviews some important machine learning models, which all rely on the computation of an inner product. It also introduces building blocks that are necessary in the subsequent design of our privacy-preserving protocols.

2.1 Linear Models and Beyond

Owing to their simplicity, linear models (see, e.g., [2, Chapter 3] or [17, Chapters 3 and 4]) should not be overlooked: They are powerful tools for a variety of machine learning tasks and find numerous applications.

Problem Setup In a nutshell, machine learning works as follows. Each particular problem instance is characterised by a set of d features which may be viewed as a vector $(x_1, \dots, x_d)^\top$ of \mathbb{R}^d . For practical reasons, a fixed coordinate $x_0 = 1$ is added. We let $\mathcal{X} \subseteq \{1\} \times \mathbb{R}^d$ denote the input space and \mathcal{Y} the output space. Integer d is called the dimensionality of the input data.

There are two phases:

- The *learning phase* consists in approximating a target function $f: \mathcal{X} \rightarrow \mathcal{Y}$ from $\mathcal{D} = \{(\mathbf{x}_i, y_i) \in \mathcal{X} \times \mathcal{Y} \mid y_i = f(\mathbf{x}_i)\}_{1 \leq i \leq n}$, a training set of n pairs of elements. Note that the target function can be noisy. The output of the learning phase is a function $h_\theta: \mathcal{X} \rightarrow \mathcal{Y}$ drawn from some hypothesis set of functions.
- In the *testing phase*, when a new data point $\mathbf{x} \in \mathcal{X}$ comes in, it is evaluated on h_θ as $\hat{y} = h_\theta(\mathbf{x})$. The hat on y indicates that it is a predicted value.

Since h_θ was chosen in a way to “best match” f on the training set \mathcal{D} , it is expected that it will provide a good approximation on a new data point. Namely, we have $h_\theta(\mathbf{x}_i) \approx y_i$ for all $(\mathbf{x}_i, y_i) \in \mathcal{D}$ and we should have $h_\theta(\mathbf{x}) \approx f(\mathbf{x})$ for $(\mathbf{x}, \cdot) \notin \mathcal{D}$. Of course, this highly depends on the problem under consideration, the data points, and the hypothesis set of functions.

In particular, linear models for machine learning use a hypothesis set of functions of the form $h_\theta(\mathbf{x}) = g(\theta^\top \mathbf{x})$ where $\theta = (\theta_0, \theta_1, \dots, \theta_d)^\top \in \mathbb{R}^{d+1}$ are the model parameters and $g: \mathbb{R} \rightarrow \mathcal{Y}$ is a function mapping the linear calculation to the output space.

When the range of g is real-valued and thus the prediction result $\hat{y} \in \mathcal{Y}$ is a continuous value (e.g., a quantity or a probability), we talk about *regression*. When the prediction result is a discrete value (e.g., a label), we talk about *classification*. An important sub-case is $\mathcal{Y} = \{+1, -1\}$. Specific choices for g are discussed in the next sections.

Linear Regression A *linear regression* model assumes that the real-valued target function f is linear—or more generally affine—in the input variables. In other words, it is based on the premise that f is well approximated by an affine map; i.e., g is the identity map: $f(\mathbf{x}_i) \approx g(\theta^\top \mathbf{x}_i) = \theta^\top \mathbf{x}_i$, $1 \leq i \leq n$, for training data $\mathbf{x}_i \in \mathcal{X}$ and weight vector $\theta \in \mathbb{R}^{d+1}$. This vector θ is interesting as it reveals how the output depends on the input variables. In particular, the sign of a coefficient θ_j indicates either a positive or a negative contribution to the output, while its magnitude captures the relative importance of this contribution.

The linear regression algorithm relies on the least squares method to find the coefficients of θ : it minimises the sum of squared errors $\sum_{i=1}^n (f(\mathbf{x}_i) - \theta^\top \mathbf{x}_i)^2$. Once θ has been computed, it can be used to produce estimates on new data points $\mathbf{x} \in \mathcal{X}$ as $\hat{y} = \theta^\top \mathbf{x}$.

Support Vector Machines We now turn our attention to another important problem: how to classify data into different classes. This corresponds to a target function f whose range \mathcal{Y} is discrete. Of particular interest is the case of two classes, say $+1$ and -1 , in which case $\mathcal{Y} = \{+1, -1\}$. Think for example of a binary decision problem where $+1$ corresponds to a positive answer and -1 to a negative answer.

In dimension d , an hyperplane Π is given by an equation of the form $\theta_0 + \theta_1 X_1 + \theta_2 X_2 + \dots + \theta_d X_d = 0$ where $\boldsymbol{\theta}' = (\theta_1, \dots, \theta_d)^\top$ is the normal vector to Π and $\theta_0/\|\boldsymbol{\theta}'\|$ indicates the offset from the origin.

When the training data are *linearly separable*, there is some hyperplane Π such that for each $(\mathbf{x}_i, y_i) \in \mathcal{D}$, one has

$$\begin{cases} \theta_0 + \theta_1 x_{i,1} + \theta_2 x_{i,2} + \dots + \theta_n x_{i,d} > 0 & \text{if } y_i = +1 \\ \theta_0 + \theta_1 x_{i,1} + \theta_2 x_{i,2} + \dots + \theta_n x_{i,d} < 0 & \text{if } y_i = -1 \end{cases}, \quad 1 \leq i \leq n, \quad (1)$$

or equivalently (by scaling $\boldsymbol{\theta}$ appropriately):

$$y_i \boldsymbol{\theta}^\top \mathbf{x}_i \geq 1, \quad (1 \leq i \leq n) .$$

The training data points \mathbf{x}_i satisfying $y_i \boldsymbol{\theta}^\top \mathbf{x}_i = 1$ are called *support vectors*.

When the training data are not linearly separable, it is not possible to satisfy the previous hard constraint $y_i \boldsymbol{\theta}^\top \mathbf{x}_i \geq 1$, ($1 \leq i \leq n$). So-called “slack variables” $\xi_i = \max(0, 1 - y_i \boldsymbol{\theta}^\top \mathbf{x}_i)$ are generally introduced in the optimisation problem. They tell how large a violation of the hard constraint there is on each training point—note that $\xi_i = 0$ whenever $y_i \boldsymbol{\theta}^\top \mathbf{x}_i \geq 1$.

There are many possible choices for $\boldsymbol{\theta}$. For better classification, the separating hyperplane Π is chosen so as to maximise the *margin*; namely, the minimal distance between any training data point and Π .

Now, from the resulting model $\boldsymbol{\theta}$, when a new data point \mathbf{x} comes in, its class is estimated as the sign of the discriminating function $\boldsymbol{\theta}^\top \mathbf{x}$; i.e., $\hat{y} = \text{sign}(\boldsymbol{\theta}^\top \mathbf{x})$. Compare with Eq. (1).

When there are more than two classes, the optimisation problem returns several vectors $\boldsymbol{\theta}_k$, each defining a boundary between a particular class and all the others. The classification problem becomes an iteration to find out which $\boldsymbol{\theta}_k$ maximises $\boldsymbol{\theta}_k^\top \mathbf{x}$ for a given test point \mathbf{x} .

Logistic Regression *Logistic regression* is widely used in predictive analysis to output a probability of occurrence. The logistic function is defined by the sigmoid function

$$\sigma: \mathbb{R} \rightarrow [0, 1], \quad t \mapsto \sigma(t) = \frac{1}{1 + e^{-t}} . \quad (2)$$

The logistic regression model returns $h_{\boldsymbol{\theta}}(\mathbf{x}) = \sigma(\boldsymbol{\theta}^\top \mathbf{x}) \in [0, 1]$, which can be interpreted as the probability that \mathbf{x} belongs to the class $y = +1$. The SVM classifier thresholds the value of $\boldsymbol{\theta}^\top \mathbf{x}$ around 0, assigning to \mathbf{x} the class $y = +1$ if $\boldsymbol{\theta}^\top \mathbf{x} > 0$ and the class $y = -1$ if $\boldsymbol{\theta}^\top \mathbf{x} < 0$. In this respect, the logistic function is seen as a soft threshold as opposed to the hard threshold, $+1$ or -1 , offered by SVM. Other threshold functions are possible. Another popular soft threshold relies on \tanh , the hyperbolic tangent function, whose output range is $[-1, 1]$.

Remark 1. Because the logistic regression algorithm predicts probabilities rather than just classes, we fit it through likelihood optimisation. Specifically, given the training set \mathcal{D} , we learn the model by maximising $\prod_{y_i=+1} p_i \cdot \prod_{y_i=-1} (1 - p_i)$ where $p_i = \sigma(\boldsymbol{\theta}^\top \mathbf{x}_i)$. This deviates from the general description of our problem setup, where the learning is directly done on the pairs (\mathbf{x}_i, y_i) . However, the testing phase is unchanged: the outcome is expressed as $h_{\boldsymbol{\theta}}(\mathbf{x}) = \sigma(\boldsymbol{\theta}^\top \mathbf{x})$. It therefore fits our framework for private inference, that is, the private evaluation of $h_{\boldsymbol{\theta}}(\mathbf{x}) = g(\boldsymbol{\theta}^\top \mathbf{x})$ for a certain function g ; the sigmoid function σ in this case.

2.2 Cryptographic Tools

Representing Real Numbers So far, we have discussed a number of machine learning models using real numbers, but the cryptographic tools we intend to use require working on integers. We therefore start by

recalling the necessary conversion. An encryption algorithm takes as input an encryption key and a plaintext message and returns a ciphertext. We let $\mathcal{M} \subset \mathbb{Z}$ denote the set of messages that can be encrypted. In order to operate over encrypted data, we need to accurately represent real numbers as elements of \mathcal{M} (i.e., a finite subset of \mathbb{Z}).

To do that, since all input variables of machine learning models are typically rescaled in the range $[-1, 1]$, one could use a fixed point representation. A real number x with a fractional part of at most P bits uniquely corresponds to signed integer $z = x \cdot 2^P$. Hence, with a fixed-point representation, a real number x is represented by

$$z = \lfloor x \cdot 2^P \rfloor,$$

where integer P is called the bit-precision. The sum of $x_1, x_2 \in \mathbb{R}$ is performed as $z_1 + z_2$ and their multiplication as $\lfloor (z_1 \cdot z_2) / 2^P \rfloor$.

Additively Homomorphic Encryption Homomorphic encryption schemes come in different flavours. Before Gentry’s breakthrough result ([13]), only addition operations or multiplication operations on ciphertexts—but not both—were supported. Schemes that can support an arbitrary number of additions and of multiplications are termed *fully* homomorphic encryption (FHE) schemes. Our privacy-preserving protocols only need an *additively* homomorphic encryption scheme. The minimal security notion that we require is semantic security [16]; in particular, encryption is probabilistic.

It is useful to introduce some notation. We let $\llbracket \cdot \rrbracket$ and $\rrbracket \cdot \rrbracket$ denote the encryption and decryption algorithms, respectively. The message space is an additive group $\mathcal{M} \cong \mathbb{Z}/M\mathbb{Z}$. It consists of integers modulo M and we view it as $\mathcal{M} = \{-\lfloor M/2 \rfloor, \dots, \lfloor M/2 \rfloor - 1\}$ in order to keep track of the sign. The elements of \mathcal{M} are uniquely identified with $\mathbb{Z}/M\mathbb{Z}$ via the mapping $\Upsilon: \mathcal{M} \xrightarrow{\cong} \mathbb{Z}/M\mathbb{Z}, m \mapsto m \bmod M$. The inverse mapping is given by $\Upsilon^{-1}: \mathbb{Z}/M\mathbb{Z} \xrightarrow{\cong} \mathcal{M}, m \mapsto m$ if $m < \lfloor M/2 \rfloor$ and $m \mapsto m - M$ otherwise. Ciphertexts are noted with Gothic letters. The encryption of a message $m \in \mathcal{M}$ is obtained using public key pk as $\mathbf{m} = \llbracket m \rrbracket_{pk}$. It is then decrypted using the matching secret key sk as $m = \rrbracket \mathbf{m} \rrbracket_{sk}$. When clear from the context, we drop the pk or sk subscripts and sometimes use $\{\cdot\}_s$ and $\rrbracket \cdot \rrbracket_s$ to denote another encryption algorithm. If $\mathbf{m} = (m_1, \dots, m_d) \in \mathcal{M}^d$ is a vector, we write $\mathbf{m} = \llbracket \mathbf{m} \rrbracket$ as a shorthand for $(\mathbf{m}_1, \dots, \mathbf{m}_d) = (\llbracket m_1 \rrbracket, \dots, \llbracket m_d \rrbracket)$.

Algorithm $\llbracket \cdot \rrbracket$ being additively homomorphic (over \mathcal{M}) means that given any two plaintext messages m_1 and m_2 and their corresponding ciphertexts $\mathbf{m}_1 = \llbracket m_1 \rrbracket$ and $\mathbf{m}_2 = \llbracket m_2 \rrbracket$, we have $\mathbf{m}_1 \boxplus \mathbf{m}_2 = \llbracket m_1 + m_2 \rrbracket$ and $\mathbf{m}_1 \boxminus \mathbf{m}_2 = \llbracket m_1 - m_2 \rrbracket$ for some publicly known operations \boxplus and \boxminus on ciphertexts. By induction, for a given integer scalar $r \in \mathbb{Z}$, we also have

$$\begin{aligned} \llbracket r \cdot m_1 \rrbracket &= \llbracket m_1 + \dots + m_1 \rrbracket = \llbracket m_1 \rrbracket \boxplus \dots \boxplus \llbracket m_1 \rrbracket \\ &= \underbrace{\mathbf{m}_1 \boxplus \dots \boxplus \mathbf{m}_1}_{r \text{ times}} := r \odot \mathbf{m}_1 . \end{aligned}$$

It is worth noting here that the decryption of $(\mathbf{m}_1 \boxplus \mathbf{m}_2)$ gives $(m_1 + m_2)$ as an element of \mathcal{M} ; that is, $\rrbracket \mathbf{m}_1 \boxplus \mathbf{m}_2 \rrbracket \equiv m_1 + m_2 \pmod{M}$. Similarly, we also have $\rrbracket \mathbf{m}_1 \boxminus \mathbf{m}_2 \rrbracket \equiv m_1 - m_2 \pmod{M}$ and $\rrbracket r \odot \mathbf{m}_1 \rrbracket \equiv r \cdot m_1 \pmod{M}$.

Private Comparison Protocol In [9,10], Damgård et al. present a protocol for comparing private values. It was later extended and improved in [12] and [30,20]. The protocol makes use of an additively homomorphic encryption scheme. It compares two non-negative ℓ -bit integers. The message space is $\mathcal{M} \cong \mathbb{Z}/M\mathbb{Z}$ with $M \geq 2^\ell$ and is supposed to behave like an integral domain (for example, M a prime or an RSA-type modulus).

DGK+ protocol The setting is as follows. A client possesses a private ℓ -bit value $\mu = \sum_{i=0}^{\ell-1} \mu_i 2^i$ and a server possesses a private ℓ -bit value $\eta = \sum_{i=0}^{\ell-1} \eta_i 2^i$. They seek to respectively obtain bits δ_c and δ_s such that

$\delta_C \oplus \delta_S = [\mu \leq \eta]$ (where \oplus represents the exclusive OR operator, and $[\text{Pred}] = 1$ if predicate Pred is true, and 0 otherwise). Following [20, Fig. 1], the DGK+ protocol proceeds in four steps:

1. The client encrypts each bit μ_i of μ under its public key and sends $\llbracket \mu_i \rrbracket$, $0 \leq i \leq \ell - 1$, to the server.
2. The server chooses uniformly at random a bit δ_S and defines $s = 1 - 2\delta_S$. It also selects $\ell + 1$ random non-zero scalars $r_i \in \mathcal{M}$, $-1 \leq i \leq \ell - 1$.
3. Next, the server computes¹

$$\begin{cases} \llbracket h_i^* \rrbracket = r_i \odot (\llbracket 1 \rrbracket \boxplus \llbracket s \cdot \mu_i \rrbracket \boxplus \llbracket s \cdot \eta_i \rrbracket \boxplus (\boxplus_{j=i+1}^{\ell-1} \llbracket \mu_j \oplus \eta_j \rrbracket)) \\ \text{for } \ell - 1 \geq i \geq 0, \\ \llbracket h_{-1}^* \rrbracket = r_{-1} \odot (\llbracket \delta_S \rrbracket \boxplus \boxplus_{j=0}^{\ell-1} \llbracket \mu_j \oplus \eta_j \rrbracket) \end{cases} \quad (3)$$

and sends the $\ell + 1$ ciphertexts $\llbracket h_i^* \rrbracket$ in a *random order* to the client.

4. Using its private key, the client decrypts the received $\llbracket h_i^* \rrbracket$'s. If one is decrypted to zero, the client sets $\delta_C = 1$. Otherwise, it sets $\delta_C = 0$.

Remark 2. At this point, neither the client, nor the server, knows whether $\mu \leq \eta$ holds. One of them (or both) needs to reveal its share of δ ($= \delta_C \oplus \delta_S$) so that the other can find out. Following the original DGK protocol [9], this modified comparison protocol is secure in the semi-honest model (i.e., against honest but curious adversaries).

Correctness The correctness of the protocol follows from the fact that $\mu \leq \eta$ if and only if:

- $\mu = \eta$, or
- there exists some index i , with $0 \leq i \leq \ell - 1$, such that:
 1. $\mu_i < \eta_i$, and
 2. $\mu_j = \eta_j$ for $i + 1 \leq j \leq \ell - 1$.

As pointed out in [9], when $\mu \neq \eta$, this latter condition is equivalent to the existence of some index $i \in [0, \ell - 1]$, such that $\mu_i - \eta_i + 1 + \sum_{j=i+1}^{\ell-1} (\mu_j \oplus \eta_j) = 0$. This test was subsequently replaced in [12,20] to allow the secret sharing of the comparison bit across the client and the server as $[\mu \leq \eta] = \delta_C \oplus \delta_S$. Adapting [20], the new test checks the existence of some index $i \in [0, \ell - 1]$, such that

$$h_i = s(\mu_i - \eta_i) + 1 + \sum_{j=i+1}^{\ell-1} (\mu_j \oplus \eta_j)$$

is zero. When $\delta_S = 0$ (and thus $s = 1$) this occurs if $\mu < \eta$; when $\delta_S = 1$ ($s = -1$) this occurs if $\mu > \eta$. As a result, the first case yields $\delta_S = \neg[\mu < \eta] = 1 \oplus [\mu < \eta]$ while the second case yields $\delta_S = [\mu > \eta] = \neg[\mu \leq \eta] = 1 \oplus [\mu \leq \eta]$. This discrepancy is corrected in [30] by augmenting the set of h_i 's with an additional value h_{-1} given by $h_{-1} = \delta_S + \sum_{j=0}^{\ell-1} (\mu_j \oplus \eta_j)$. It is worth observing that h_{-1} can only be zero when $\delta_S = 0$ and $\mu = \eta$. Therefore, in all cases, when there exists some index i , with $-1 \leq i \leq \ell - 1$, such that $h_i = 0$, we have $\delta_S = 1 \oplus [\mu \leq \eta]$, or equivalently, $[\mu \leq \eta] = \delta_S \oplus 1$.

It is easily verified that $\llbracket h_i^* \rrbracket$ as computed in Step 3 is the encryption of $r_i \cdot h_i \pmod{M}$. Clearly, if $r_i \cdot h_i \pmod{M}$ is zero then so is h_i since, by definition, r_i is non-zero—remember that M is chosen such that $\mathbb{Z}/M\mathbb{Z}$ acts as an integral domain. Hence, if one of the $\llbracket h_i^* \rrbracket$'s decrypts to 0 then $[\mu \leq \eta] = \delta_S \oplus 1 = \delta_S \oplus \delta_C$; if not, one has $[\mu \leq \eta] = \delta_S = \delta_S \oplus \delta_C$. This concludes the proof of correctness.

3 Basic Protocols of Privacy-Preserving Inference

In this section, we present three families of protocols for private inference. They aim to satisfy the ideal requirements given in the introduction while keeping the number of exchanges to a bare minimum. Interestingly, they only make use of additively homomorphic encryption.

¹ Given $\llbracket \mu_i \rrbracket$, the server obtains $\llbracket \eta_i \oplus \mu_i \rrbracket$ as $\llbracket \mu_i \rrbracket$ if $\eta_i = 0$, and as $\llbracket 1 \rrbracket \boxplus \llbracket \mu_i \rrbracket$ if $\eta_i = 1$.

We keep the general model presented in the introduction, but now work with integers only. The client holds $\mathbf{x} = (1, x_1, \dots, x_d)^\top \in \mathcal{M}^{d+1}$, a private feature vector, and the server possesses a trained machine-learning model given by its parameter vector $\boldsymbol{\theta} = (\theta_0, \dots, \theta_d)^\top \in \mathcal{M}^{d+1}$ or, in the case of feed-forward neural networks a set of matrices made of such vectors. At the end of protocol, the client obtains the value of $g(\boldsymbol{\theta}^\top \mathbf{x})$ for some function g and learns nothing else; the server learns nothing. To make the protocols easier to read, for a real-valued function g , we abuse notation and write $g(t)$ for an integer t assuming g also includes the conversion to real values; see Section 2.2. We also make the distinction between the encryption algorithm $\llbracket \cdot \rrbracket$ using the client’s public key and the encryption algorithm $\llbracket \cdot \rrbracket_s$ using the server’s public key and stress that, not only keys are different, but the algorithm could also be different. We use $\llbracket \cdot \rrbracket$ and $\llbracket \cdot \rrbracket_s$ for the respective corresponding decryption algorithms.

3.1 Private Linear/Logistic Regression

Private Linear Regression As seen in Section 2.1, linear regression produces estimates using the identity map for g : $\hat{y} = \boldsymbol{\theta}^\top \mathbf{x}$. Since $\boldsymbol{\theta}^\top \mathbf{x} = \sum_{j=0}^d \theta_j x_j$ is linear, given an encryption $\llbracket \mathbf{x} \rrbracket$ of \mathbf{x} , the value of $\llbracket \boldsymbol{\theta}^\top \mathbf{x} \rrbracket$ can be homomorphically evaluated, in a provably secure way [15].

Therefore, the client encrypts its feature vector \mathbf{x} under its public key with an additively homomorphic encryption algorithm $\llbracket \cdot \rrbracket$, and sends $\llbracket \mathbf{x} \rrbracket$ to the server. Using $\boldsymbol{\theta}$, the server then computes $\llbracket \boldsymbol{\theta}^\top \mathbf{x} \rrbracket$ and returns it the client. Finally, the client uses its private key to decrypt $\llbracket \boldsymbol{\theta}^\top \mathbf{x} \rrbracket = \llbracket \hat{y} \rrbracket$ and gets the output \hat{y} . This is straightforward and only requires one round of communication.

Private Logistic Regression Things get more complicated for logistic regression. At first sight, it seems counter-intuitive that additively homomorphic encryption could suffice to evaluate a logistic regression model over encrypted data. After all, the sigmoid function, $\sigma(t)$, is non-linear.

The key observation is that the sigmoid function is *injective*:

$$\sigma(t_1) = \sigma(t_2) \implies t_1 = t_2 .$$

So the client does not learn more about the model $\boldsymbol{\theta}$ from $t := \boldsymbol{\theta}^\top \mathbf{x}$ than it can learn from $\hat{y} := \sigma(t)$ since the value of t can be recovered from \hat{y} using $t = \sigma^{-1}(\hat{y}) = \ln(\hat{y}/(1 - \hat{y}))$. Consequently, rather than returning an encryption of the prediction \hat{y} , we let the server return an encryption of t , without any security loss in doing so.

Our Core Protocol The protocol we propose for privacy-preserving linear or logistic regression is detailed in Fig. 2. Let (pk_C, sk_C) denote the client’s matching pair of public encryption key/private decryption key for an additively homomorphic encryption scheme $\llbracket \cdot \rrbracket$. We use the notation of Section 2.2. If B is an upper bound on the inner product (in absolute value), the message space $\mathcal{M} = \{-\lfloor M/2 \rfloor, \dots, \lfloor M/2 \rfloor - 1\}$ should be such that $M \geq 2B + 1$.

In more detail, our core protocol goes as follows.

1. In a first step, the client encrypts its feature vector $\mathbf{x} \in \mathcal{M}^{d+1}$ under its public key pk_C and gets $\llbracket \mathbf{x} \rrbracket = (\llbracket x_0 \rrbracket, \llbracket x_1 \rrbracket, \dots, \llbracket x_d \rrbracket)$. The ciphertext $\llbracket \mathbf{x} \rrbracket$ along with the client’s public key are sent to the server.
2. In a second step, from its model $\boldsymbol{\theta}$, the server computes an encryption of the inner product over encrypted data as:

$$\mathbf{t} = \llbracket \boldsymbol{\theta}^\top \mathbf{x} \rrbracket = \llbracket \theta_0 \rrbracket \boxplus \bigoplus_{j=1}^d \theta_j \odot \llbracket x_j \rrbracket .$$

The server returns \mathbf{t} to the client.

3. In a third step, the client uses its private decryption key sk_C to decrypt \mathbf{t} , and gets the inner product $t = \boldsymbol{\theta}^\top \mathbf{x}$ as a signed integer of \mathcal{M} .
4. In a final step, the client applies the g function to obtain the prediction \hat{y} corresponding to input vector \mathbf{x} .

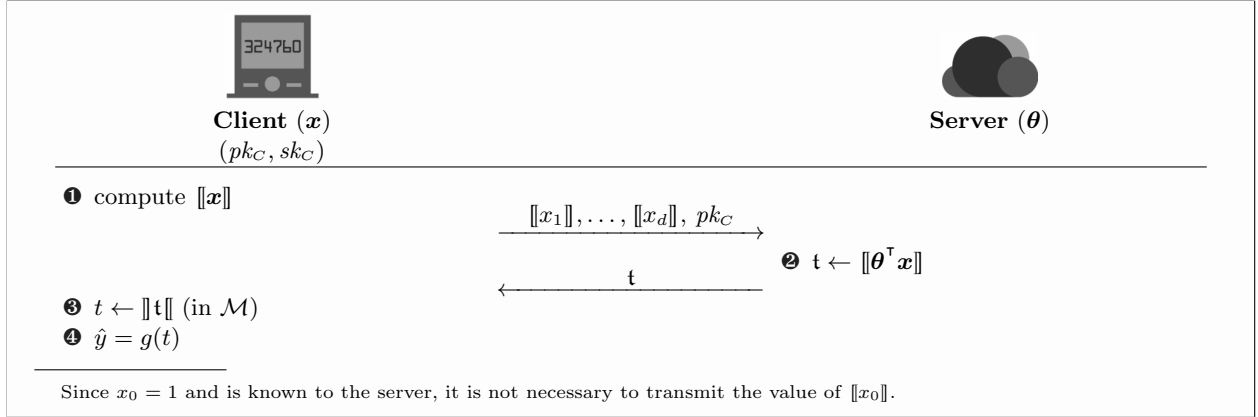


Fig. 2: Privacy-preserving regression. Encryption is done using the client’s public key and noted $\llbracket \cdot \rrbracket$. The server learns nothing. Function g is the identity map for linear regression and the sigmoid function for logistic regression.

Dual Approach The previous protocol encrypts with the client’s public key pk_C . In the dual approach, the server’s public key is used for encryption. Let (pk_S, sk_S) denote the public/private key pair of the server for some additively homomorphic encryption scheme $(\llbracket \cdot \rrbracket_s, \llbracket \cdot \rrbracket_s)$. The message space \mathcal{M} is unchanged.

In this case, the server needs to publish an encrypted version $\llbracket \theta \rrbracket_s$ of its model. The client must therefore get a copy of $\llbracket \theta \rrbracket_s$ once, but can then engage in the protocol as many times as it wishes. One could also suppose that each client receives a different encryption of θ using a server’s encryption key specific to the client, or that a key rotation is performed on a regular basis. This protocol uses a mask μ which is chosen uniformly at random in \mathcal{M} . Consequently, it is important to see that $t^* (\equiv \theta^\top \mathbf{x} + \mu \pmod{M})$ is also uniformly distributed over \mathcal{M} . Thus, the server gains no bit of information from t^* . The different steps are summarised in Fig. 3.




Fig. 3: Dual approach for privacy-preserving regression. Here, encryption is done using the server’s public key pk_S and noted $\llbracket \cdot \rrbracket_s$. Function g is the identity map for linear regression and the sigmoid function for logistic regression.

Variants and Extensions In a variant, in Step 2 of Fig. 2 (resp. Step 3 of Fig. 3), the server can add some noise ϵ by defining \mathbf{t} as $\mathbf{t} \leftarrow \llbracket \boldsymbol{\theta}^\top \mathbf{x} + \epsilon \rrbracket = \llbracket \boldsymbol{\theta}^\top \mathbf{x} \rrbracket \boxplus \llbracket \epsilon \rrbracket$ (resp. t^* as $t^* \leftarrow \llbracket t^* \rrbracket_s + \epsilon$). This presents the advantage of limiting the leakage on $\boldsymbol{\theta}$ resulting from the output result. The proposed methods are not limited to the identity map or the sigmoid function but generalise to any injective function g . This includes the tanh activation function alluded to in Section 2.1 where $g(t) = \tanh(t)$, as well as

$$\begin{aligned} g(t) &= \arctan(t) \quad [\text{arctan}], & g(t) &= t/(1 + |t|) \quad [\text{softsign}], \\ g(t) &= \ln(1 + e^t) \quad [\text{softplus}], & g(t) &= \begin{cases} 0.01t & \text{for } t < 0 \\ t & \text{for } t \geq 0 \end{cases} \quad [\text{leaky ReLU}], \end{aligned}$$

and more. For any injective function g , there is no more information leakage in returning $\boldsymbol{\theta}^\top \mathbf{x}$ than $g(\boldsymbol{\theta}^\top \mathbf{x})$.

3.2 Private SVM Classification

As discussed in Section 2.1, SVM inference can be abridged to the evaluation of the sign of an inner product. However, the sign function is clearly not injective. Our idea is to make use of a privacy-preserving comparison protocol. For concreteness, we consider the DGK+ protocol; but any privacy-preserving comparison protocol could be adapted.

A Naïve Protocol A client holding a private feature vector \mathbf{x} wishes to evaluate $\text{sign}(\boldsymbol{\theta}^\top \mathbf{x})$ where $\boldsymbol{\theta}$ parametrises an SVM classification model. In the primal approach, the client can encrypt \mathbf{x} and send $\llbracket \mathbf{x} \rrbracket$ to the server. Next, the server computes $\llbracket \eta \rrbracket = \llbracket \boldsymbol{\theta}^\top \mathbf{x} + \mu \rrbracket$ for some random mask μ and sends $\llbracket \eta \rrbracket$ to the client. The client decrypts $\llbracket \eta \rrbracket$ and recovers η . Finally, the client and the server engage in a private comparison protocol with respective inputs η and μ , and the client deduces the sign of $\boldsymbol{\theta}^\top \mathbf{x}$ from the resulting comparison bit $[\mu \leq \eta]$.

There are two issues. If we use the DGK+ protocol for the private comparison, at least one extra exchange from the server to the client is needed for the client to get $[\mu \leq \eta]$. This can be fixed by considering the dual approach. A second, more problematic, issue is that the decryption of $\llbracket \eta \rrbracket := \llbracket \boldsymbol{\theta}^\top \mathbf{x} + \mu \rrbracket$ yields η as an element of $\mathcal{M} \cong \mathbb{Z}/M\mathbb{Z}$, which is not necessarily equivalent to the *integer* $\boldsymbol{\theta}^\top \mathbf{x} + \mu$. Note that if the inner product $\boldsymbol{\theta}^\top \mathbf{x}$ can take any value in \mathcal{M} , selecting a smaller value for $\mu \in \mathcal{M}$ to prevent the modular reduction does not solve the issue because the value of η may then leak information on $\boldsymbol{\theta}^\top \mathbf{x}$.

Our Core Protocol Instead, we suggest to select the message space much larger than the upper bound B on the inner product, so that the computation will take place over the integers. Specifically, if $\boldsymbol{\theta}^\top \mathbf{x} \in [-B, B]$ then, letting ℓ be the bit-length of B , the message space $\mathcal{M} = \{-\lceil M/2 \rceil, \dots, \lceil M/2 \rceil - 1\}$ is dimensioned such that $M \geq 2^\ell(2^\kappa + 1) - 1$ for some security parameter κ . Let μ be an $(\ell + \kappa)$ -bit integer that is chosen such that $\mu \geq B$. By construction we will then have $0 \leq \boldsymbol{\theta}^\top \mathbf{x} + \mu < M$ so that the decrypted value modulo M corresponds to the actual integer value. As will become apparent, this presents the further advantage of optimising the bandwidth requirements: the number of exchanged ciphertexts depends on the length of B and not on the length of M (notice that $M = \#\mathcal{M}$).

Our resulting core protocol for private SVM classification of a feature vector \mathbf{x} is illustrated in Fig. 4 and includes the following steps:

0. The server publishes pk_s and $\{\boldsymbol{\theta}\}_s$.
1. Let κ be a security parameter. The client starts by picking uniformly at random in $[2^\ell - 1, 2^{\ell+\kappa})$ an integer $\mu = \sum_{i=0}^{\ell+\kappa-1} \mu_i 2^i$.
2. In a second step, the client computes, over encrypted data, the inner product $\boldsymbol{\theta}^\top \mathbf{x}$ and masks the result with μ to get

$$\mathbf{t}^* = \{\boldsymbol{\theta}_0\}_s \boxplus \left(\bigoplus_{j=1}^d x_j \odot \{\boldsymbol{\theta}_j\}_s \right) \boxplus \{\mu\}_s .$$

3. Next, the client individually encrypts the first ℓ bits of μ with its own encryption key to get $\llbracket \mu_i \rrbracket$, for $0 \leq i \leq \ell - 1$, and sends t^* and the $\llbracket \mu_i \rrbracket$'s to the server.
4. Upon reception, the server decrypts t^* to get $t^* := \llbracket t^* \rrbracket_s \bmod M = \boldsymbol{\theta}^\top \mathbf{x} + \mu$ and defines the ℓ -bit integer $\eta := t^* \bmod 2^\ell$.
5. The DGK+ protocol is now applied to two ℓ -bit values $\underline{\mu} := \mu \bmod 2^\ell = \sum_{i=0}^{\ell-1} \mu_i 2^i$ and $\eta = \sum_{i=0}^{\ell-1} \eta_i 2^i$. The server selects the $(\ell + 1)$ -th bit of t^* for δ_s (i.e., $\delta_s = \lfloor t^*/2^\ell \rfloor \bmod 2$), defines $s = 1 - 2\delta_s$, and forms the $\llbracket h_i^* \rrbracket$'s (with $-1 \leq i \leq \ell - 1$) as defined by Eq. (3). The server permutes randomly the $\llbracket h_i^* \rrbracket$'s and sends them to the client.
6. The client decrypts the $\llbracket h_i^* \rrbracket$'s and gets the h_i^* 's. If one of them is zero, it sets $\delta_C = 1$; otherwise it sets $\delta_C = 0$.
7. As a final step, the client obtains the predicted class as $\hat{y} = (-1)^{-(\delta_C \oplus \mu_\ell)}$, where μ_ℓ denotes bit number ℓ of μ .

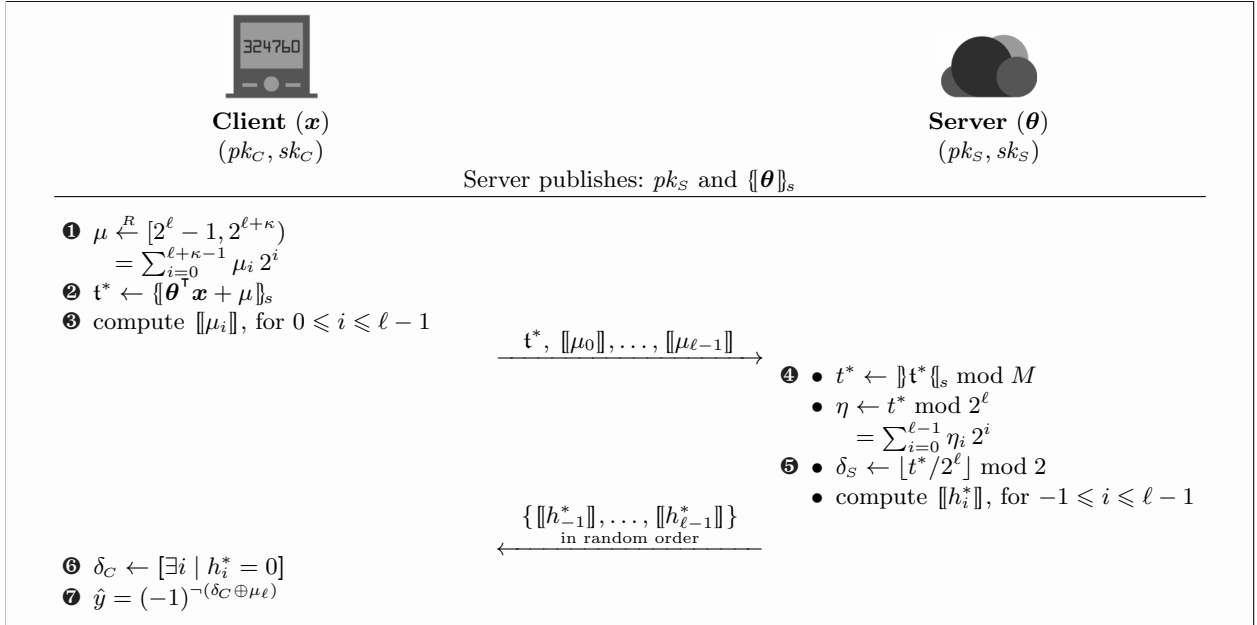


Fig. 4: Privacy-preserving SVM classification. Note that some data is encrypted using the client's public key pk_C , while other, is encrypted using the server's public key pk_S . They are noted $\llbracket \cdot \rrbracket$ and $\llbracket \cdot \rrbracket_s$ respectively.

Again, the proposed protocol keeps the number of interactions between the client and the server to a minimum: a request and a response.

Correctness To prove the correctness, we need the two following simple lemmata.

Lemma 1. *Let a and b be two non-negative integers. Then for any positive integer n , $\lfloor (a - b)/n \rfloor = \lfloor a/n \rfloor - \lfloor b/n \rfloor + \lfloor ((a \bmod n) - (b \bmod n))/n \rfloor$.*

Proof. Write $a = \lfloor \frac{a}{n} \rfloor n + (a \bmod n)$ and $b = \lfloor \frac{b}{n} \rfloor n + (b \bmod n)$. Then $a - b = (\lfloor \frac{a}{n} \rfloor - \lfloor \frac{b}{n} \rfloor)n + (a \bmod n) - (b \bmod n)$. Recalling that for $n_0 \in \mathbb{Z}$ and $x \in \mathbb{R}$, $\lfloor x + n_0 \rfloor = \lfloor x \rfloor + n_0$ and $\lfloor -n_0 \rfloor = -\lfloor n_0 \rfloor$, the lemma follows by integer division through n . \square

Lemma 2. *Let a and b be two non-negative integers smaller than some positive integer n . Then $\lfloor b \leq a \rfloor = 1 + \lfloor (a - b)/n \rfloor$.*

Proof. By definition $0 \leq a < n$ and $0 \leq b < n$. If $b \leq a$ then $0 \leq \frac{a-b}{n} < 1$ and thus $\lfloor \frac{a-b}{n} \rfloor = 0$; otherwise, if $b > a$ then $-1 < \frac{a-b}{n} < 0$ and so $\lfloor \frac{a-b}{n} \rfloor = -1$. \square

Remember that, by construction, $\boldsymbol{\theta}^\top \mathbf{x} \in [-B, B]$ with $B = 2^\ell - 1$, that $\mu \in [2^\ell - 1, 2^{\ell+\kappa})$, and by definition that $t^* := \lfloor \mathbf{t}^* \rfloor_s \bmod M$ with $\mathbf{t}^* = \lfloor \boldsymbol{\theta}^\top \mathbf{x} + \mu \rfloor_s$. Hence, in Step 4, the server gets $t^* = \boldsymbol{\theta}^\top \mathbf{x} + \mu \bmod M = \boldsymbol{\theta}^\top \mathbf{x} + \mu$ (over \mathbb{Z}) since $0 \leq \boldsymbol{\theta}^\top \mathbf{x} + \mu \leq 2^\ell - 1 + 2^{\ell+\kappa} - 1 < M$. Let $\delta := \delta_C \oplus \delta_s = \lfloor \underline{\mu} \leq \eta \rfloor$ (with $\underline{\mu} := \mu \bmod 2^\ell$ and $\eta := t^* \bmod 2^\ell$) denote the result of the private comparison in Steps 5 and 6 with the DGK+ protocol.

Either of those two conditions holds true

$$\begin{cases} 0 \leq \boldsymbol{\theta}^\top \mathbf{x} < 2^\ell & \iff 1 \leq \frac{\boldsymbol{\theta}^\top \mathbf{x} + 2^\ell}{2^\ell} < 2 & \iff \lfloor \frac{\boldsymbol{\theta}^\top \mathbf{x} + 2^\ell}{2^\ell} \rfloor = 1 \\ -2^\ell < \boldsymbol{\theta}^\top \mathbf{x} < 0 & \iff 0 < \frac{\boldsymbol{\theta}^\top \mathbf{x} + 2^\ell}{2^\ell} < 1 & \iff \lfloor \frac{\boldsymbol{\theta}^\top \mathbf{x} + 2^\ell}{2^\ell} \rfloor = 0 \end{cases},$$

and so,

$$\begin{aligned} \lfloor \boldsymbol{\theta}^\top \mathbf{x} \geq 0 \rfloor &= \lfloor \frac{\boldsymbol{\theta}^\top \mathbf{x} + 2^\ell}{2^\ell} \rfloor = \lfloor \frac{t^* - \mu}{2^\ell} \rfloor + 1 && \text{since } t^* = \boldsymbol{\theta}^\top \mathbf{x} + \mu \\ &= \lfloor \frac{t^*}{2^\ell} \rfloor - \lfloor \frac{\mu}{2^\ell} \rfloor + \lfloor \frac{\eta - \mu}{2^\ell} \rfloor + 1 && \text{by Lemma 1} \\ &= \lfloor \frac{t^*}{2^\ell} \rfloor - \lfloor \frac{\mu}{2^\ell} \rfloor + \delta && \text{by Lemma 2} \\ &= (\lfloor \frac{t^*}{2^\ell} \rfloor - \lfloor \frac{\mu}{2^\ell} \rfloor + \delta) \bmod 2 && \text{since } \lfloor \boldsymbol{\theta}^\top \mathbf{x} \geq 0 \rfloor \in \{0, 1\} \\ &= (\lfloor \frac{\mu}{2^\ell} \rfloor + \delta_C) \bmod 2 && \text{since } \delta_s = \lfloor t^*/2^\ell \rfloor \bmod 2 \\ &= \mu_\ell \oplus \delta_C. \end{aligned}$$

Now, noting $\text{sign}(\boldsymbol{\theta}^\top \mathbf{x}) = (-1)^{-\lfloor \boldsymbol{\theta}^\top \mathbf{x} \geq 0 \rfloor}$, we get the desired result.

Security The security of the protocol of Fig. 4 follows from the fact that the inner product $\boldsymbol{\theta}^\top \mathbf{x}$ is statistically masked by the random value μ . Security parameter κ guarantees that the probability of an information leak due to a carry is negligible. The security also depends on the security of the DGK+ comparison protocol, which is provably secure (cf. Remark 2).

A Heuristic Protocol The previous protocol, thanks to the use of the DGK+ algorithm offers provable security guarantees but incurs the exchange of $2(\ell + 1)$ ciphertexts. Here we aim to reduce the number of ciphertexts and introduce a new heuristic protocol. This protocol requires the introduction of a signed factor λ , such that $|\lambda| > |\mu|$, and we now use both μ and λ to mask the model. To ensure that $\lambda \boldsymbol{\theta}^\top \mathbf{x} + \mu$ remains within the message space, we pick λ in \mathcal{B} where

$$\mathcal{B} := \left[- \left\lceil \frac{\lceil M/2 \rceil}{B+1} \right\rceil, \left\lfloor \frac{\lceil M/2 \rceil}{B+1} \right\rfloor \right].$$

Furthermore, to ensure the effectiveness of the masking, \mathcal{B} should be sufficiently large; namely, $\#\mathcal{B} > 2^\kappa$ for a security parameter κ , hence $M > 2^\ell(2^\kappa - 1)$.

The protocol, which is illustrated in Fig. 5, runs as follows:

1. The client encrypts its input data \mathbf{x} using its public key, and sends its key and the encrypted data to the server.
2. The server draws at random a signed scaling factor $\lambda \in \mathcal{B}$, $\lambda \neq 0$, and an offset factor $\mu \in \mathcal{B}$ such that $|\mu| < |\lambda|$ and $\text{sign}(\mu) = \text{sign}(\lambda)$. The server then defines the bit δ_s such that $\text{sign}(\lambda) = (-1)^{\delta_s}$ and computes an encryption \mathbf{t}^* of the shifted and scaled inner product $t^* = (-1)^{\delta_s} \cdot (\lambda \boldsymbol{\theta}^\top \mathbf{x} + \mu)$ as

$$\mathbf{t}^* = \llbracket (-1)^{\delta_s} \mu \rrbracket \boxplus \bigoplus_{i=0}^d ((-1)^{\delta_s} \lambda \theta_i) \odot \llbracket x_i \rrbracket,$$

and sends t^* to the client.²

3. In the final step, the client decrypts t^* using its private key, recovers t^* as a signed integer of \mathcal{M} , and deduces the class of the input data as $\hat{y} = \text{sign}(t^*)$.

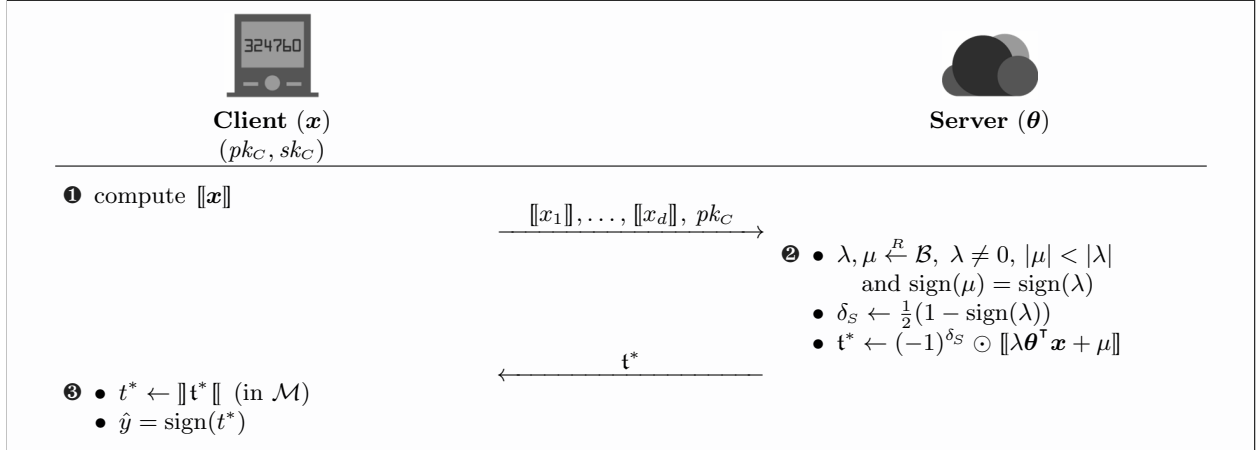


Fig. 5: Heuristic protocol for privacy-preserving SVM classification.

Correctness The constraint $|\mu| < |\lambda|$ with $\lambda \neq 0$ ensures that $\hat{y} = \text{sign}(\boldsymbol{\theta}^\top \mathbf{x})$. Indeed, as $(-1)^{\delta_s} = \text{sign}(\lambda) = \text{sign}(\mu)$, we have $t^* = (-1)^{\delta_s}(\lambda \boldsymbol{\theta}^\top \mathbf{x} + \mu) = |\lambda| \boldsymbol{\theta}^\top \mathbf{x} + |\mu| = |\lambda|(\boldsymbol{\theta}^\top \mathbf{x} + \epsilon)$ with $\epsilon := |\mu|/|\lambda|$. Hence, whenever $\boldsymbol{\theta}^\top \mathbf{x} \neq 0$, we get $\hat{y} = \text{sign}(t^*) = \text{sign}(\boldsymbol{\theta}^\top \mathbf{x} + \epsilon) = \text{sign}(\boldsymbol{\theta}^\top \mathbf{x})$ since $|\boldsymbol{\theta}^\top \mathbf{x}| \geq 1$ and $|\epsilon| = |\mu|/|\lambda| < 1$. If $\boldsymbol{\theta}^\top \mathbf{x} = 0$ then $\hat{y} = \text{sign}(\epsilon) = 1$.

Security We stress that the private comparison protocol we use in Fig. 5 does not come with formal security guarantees. In particular, the client learns the value of $t^* = \lambda \boldsymbol{\theta}^\top \mathbf{x} + \mu$ with $\lambda, \mu \in \mathcal{B}$ and $|\mu| < |\lambda|$. Some information on $t := \boldsymbol{\theta}^\top \mathbf{x}$ may be leaking from t^* and, in turn, on $\boldsymbol{\theta}$ since \mathbf{x} is known to the client. The reason resides in the constraint $|\mu| < |\lambda|$. So, from $t^* = \lambda \boldsymbol{\theta}^\top \mathbf{x} + \mu$, we deduce $\log|t^*| \leq \log|\lambda| + \log(|t| + 1)$. For example, when t has two possible very different “types” of values (say, very large and very small), the quantity $\log|t^*|$ can be enough to discriminate with non-negligible probability the type of t . This may possibly leak information on $\boldsymbol{\theta}$. That does not mean that the protocol is necessarily insecure but it should be used with care.

Remark 3. The bandwidth usage could be even reduced to one ciphertext and a single bit with the dual approach. From the published encrypted model $\llbracket \boldsymbol{\theta} \rrbracket_s$, the client could homomorphically compute and send to the server $t^* = \llbracket \lambda \boldsymbol{\theta}^\top \mathbf{x} + \mu \rrbracket_s$ for random $\lambda, \mu \in \mathcal{B}$ with $|\mu| < |\lambda|$. The server would then decrypt t^* , obtain t^* , compute $\delta_s = \frac{1}{2}(1 - \text{sign}(t^*))$, and return δ_s to the client. Analogously to the primal approach, the output class $\hat{y} = \text{sign}(\boldsymbol{\theta}^\top \mathbf{x})$ is obtained by the client as $\hat{y} = (-1)^{\delta_s} \cdot \text{sign}(\lambda)$. However, and contrarily to the primal approach, the potential information leakage resulting from t^* —in this case on \mathbf{x} —is now on the server’s side, which is in contradiction with our Requirement 1 (input confidentiality). We do not further discuss this variant.

² Note that instead, one could define $\lambda, \mu \xleftarrow{R} \mathcal{B}$ with $\lambda > 0$ and $|\mu| < \lambda$, and $t^* = \lambda \boldsymbol{\theta}^\top \mathbf{x} + \mu$. We however prefer the other formulation as it easily generalises to extended settings (see Section 4.1).

Those functions are known as *activation functions*. Other examples of activation functions are defined in Section 3.1. The weight coefficients characterise the model and are known only to the owner of the model. Each hidden layer depends on the layer below, and ultimately on the input data $\mathbf{x}^{(0)}$, known solely to the client.

Generic Solution A generic solution can easily be devised from Eq. (4): for each inner product computation, and therefore for each unit of each hidden layer, the server computes the encrypted inner product and the client computes the output of the activation function in the clear. In more detail, the evaluation of a neural network can go as follows.

0. The client starts by encrypting its input data and sends it to the server.
1. Then, as illustrated in Fig. 7, for each hidden layer l , $1 \leq l < L$:
 - (a) The server computes d_l encrypted inner products $t_j^{(l)}$ corresponding to each unit j of the layer and sends those to the client.
 - (b) The client decrypts the inner products, applies the required activation function $g_j^{(l)}$, re-encrypts, and sends back d_l encrypted values.
2. During the last round ($l = L$), the client simply decrypts the t_j values and applies the corresponding activation function $g_j^{(L)}$ to each unit j of the output layer. This is the required result.

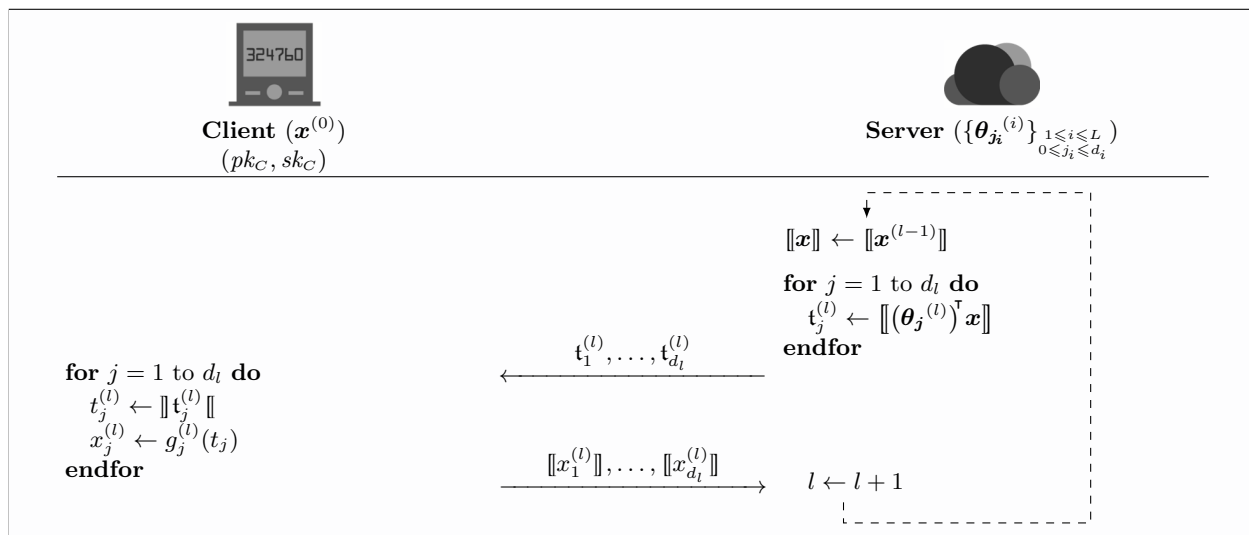


Fig. 7: Generic solution for privacy-preserving evaluation of feed-forward neural networks. Evaluation of hidden layer l .

For each hidden layer l , exactly two messages (each comprising d_l encrypted values) are exchanged. The input and output layers only involve one exchange; from the client to the server for the input layer and from the server back to the client for the output layer.

Several variations are considered in [6]. For increased security, provided that the units feature the same type of activation functions in a given layer l (i.e., $g_1^{(l)} = g_2^{(l)} = \dots = g_{d_l}^{(l)}$), the server may first apply a random permutation on all units (i.e., sending the t_j 's in a random order). It then recovers the correct ordering by applying the inverse permutation on the received $\llbracket x_j^{(l)} \rrbracket$'s. The server may also want to hide the activation functions. In this case, the client holds the raw signal $t_j := t_j^{(l)} = (\theta_j^{(l)})^\top \mathbf{x}$ and the server the

corresponding activation function $g_j^{(l)}$. The suggestion of [6] is to approximate the activation function as a polynomial and to rely on oblivious polynomial evaluation [26] for the client to get $x_j^{(l)} \approx P_j^{(l)}(t_j)$ without learning polynomial $P_j^{(l)}$ approximating $g_j^{(l)}$. Finally, the server may desire not to disclose the topology of the network. To this end, the server can distort the client’s perception by adding dummy units and/or layers.

In the following two sections, we improve this generic solution for two popular activation functions: the sign and the ReLU functions. In the new proposed implementations, everything is kept encrypted—from start to end. The raw signals are hidden from the client’s view in all intermediate computations.

4.1 Sign Activation

Binarised neural networks implement the sign function as activation function. This is very advantageous from a hardware perspective [18].

Section 3.2 describes two protocols for the client to get the sign of $\boldsymbol{\theta}^\top \mathbf{x}$. In order to use them for binarised neural networks in a setting similar to the generic solution, the server needs to get an encryption of $\text{sign}(\boldsymbol{\theta}^\top \mathbf{x})$ for each computing unit j in layer l under the client’s key from $\llbracket \mathbf{x} \rrbracket$, where $\llbracket \mathbf{x} \rrbracket := \llbracket \mathbf{x}^{(l-1)} \rrbracket$ is the encrypted output of layer $l-1$ and $\boldsymbol{\theta} := \boldsymbol{\theta}_j^{(l)}$ is the parameter vector for unit j in layer l .

We start with the core protocol of Fig. 4. It runs in dual mode and therefore uses the server’s encryption. Exchanging the roles of the client and the server almost gives rise to the sought-after protocol. The sole extra change is to ensure that the server gets the classification result encrypted. This can be achieved by masking the value of δ_c with a random bit b and sending an encryption of $(-1)^b$. The resulting protocol is depicted in Fig. 8a.

In the heuristic protocol (cf. Fig. 5), the server already gets an encryption of $\llbracket \mathbf{x} \rrbracket$ as an input. It however fixes the sign of t^* to that of $\boldsymbol{\theta}^\top \mathbf{x}$. If now the server flips it in a probabilistic manner, the output class (i.e., $\text{sign}(\boldsymbol{\theta}^\top \mathbf{x})$) will be hidden from the client’s view. We detail below the modifications to be brought to the heuristic protocol to accommodate the new setting:

- In Step 2 of Fig. 5, the server keeps private the value of δ_s by replacing the definition of t^* with $t^* = \llbracket \lambda \boldsymbol{\theta}^\top \mathbf{x} + \mu \rrbracket$.
- In Step 3 of Fig. 5, the client then obtains $\hat{y}^* := \text{sign}(\boldsymbol{\theta}^\top \mathbf{x}) \cdot (-1)^{\delta_s}$ and returns its encryption $\llbracket \hat{y}^* \rrbracket$ to the server.
- The server obtains $\llbracket \hat{y} \rrbracket$ as $\llbracket \hat{y} \rrbracket = (-1)^{\delta_s} \odot \llbracket \hat{y}^* \rrbracket$.

If $\boldsymbol{\theta} := \boldsymbol{\theta}_j^{(l)}$ and $\llbracket \mathbf{x} \rrbracket := \llbracket \mathbf{x}^{(l)} \rrbracket$ then the outcome of the protocol of Fig. 8a or of the modified heuristic protocol is $\llbracket \hat{y} \rrbracket = \llbracket x_j^{(l)} \rrbracket$. Of course, this can be done in parallel for all the d_l units of layer l (i.e., for $1 \leq j \leq d_l$; see Eq. (4)), yielding $\llbracket \mathbf{x}^{(l)} \rrbracket = (\llbracket 1 \rrbracket, \llbracket x_1^{(l)} \rrbracket, \dots, \llbracket x_{d_l}^{(l)} \rrbracket)$. This means that just one round of communication between the server and the client suffices per hidden layer.

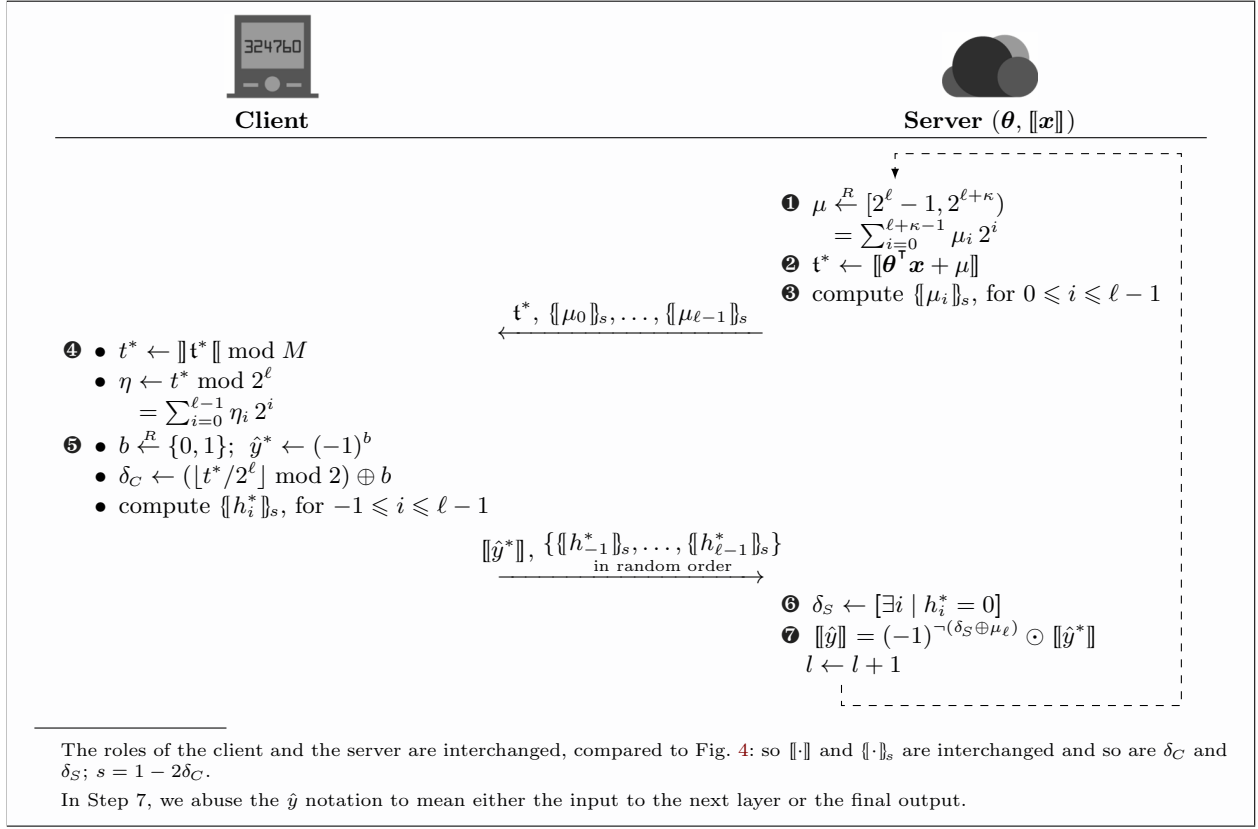
4.2 ReLU Activation

A widely used activation function is the ReLU function. It allows a network to easily obtain sparse representations and features cheaper computations as there is no need for computing the exponential function [14].

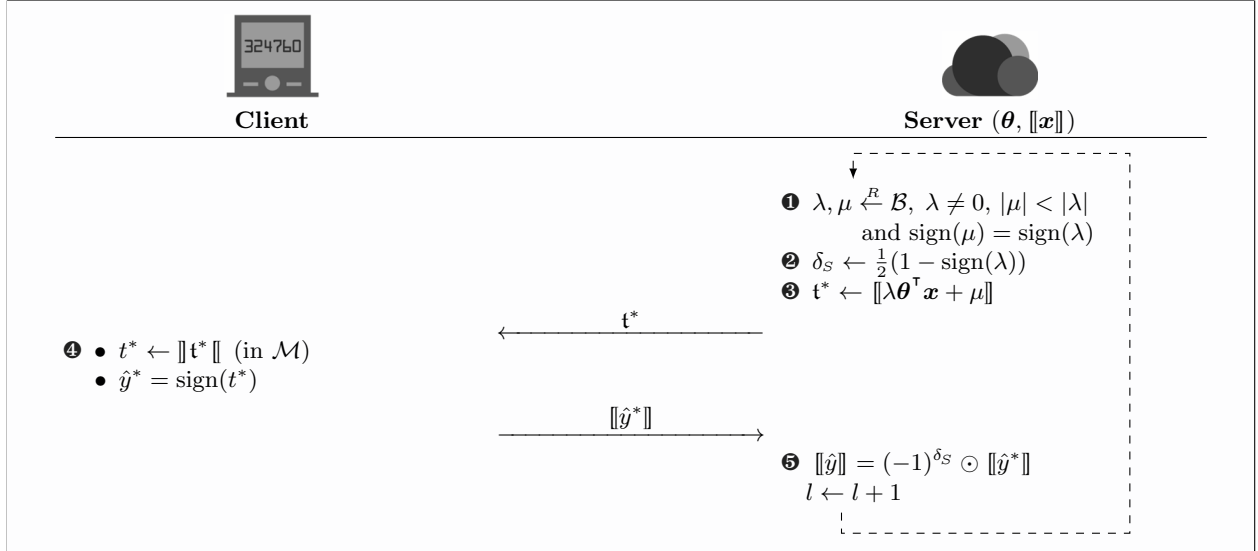
The ReLU function can be expressed from the sign function as

$$\text{ReLU}(t) = \frac{1}{2}(1 + \text{sign}(t)) \cdot t . \quad (5)$$

Back to our setting, the problem is for the server to obtain $\llbracket \text{ReLU}(t) \rrbracket$ from $\llbracket t \rrbracket$, where $t = \boldsymbol{\theta}^\top \mathbf{x}$ with $\mathbf{x} := \mathbf{x}^{(l-1)}$ and $\boldsymbol{\theta} := \boldsymbol{\theta}_j^{(l)}$, in just one round of communication per hidden layer. We saw in the previous section how to do it for the sign function. The ReLU function is more complex to apprehend. If we use Equation (5), the difficulty is to let the server evaluate a *product* over encrypted data. To get around that, the server super-encrypts $\llbracket \boldsymbol{\theta}^\top \mathbf{x} \rrbracket$, gets $\{\{\llbracket \boldsymbol{\theta}^\top \mathbf{x} \rrbracket\}\}_s$, and sends it the client. According to its secret share the client sends back the



(a) Core version.



(b) Heuristic version.

Fig. 8: Privacy-preserving sign evaluation with inputs and outputs encrypted under the client's public key. This serves as a building block for the evaluation over encrypted data of the sign activation function in a neural network and shows the computations and message exchanges for *one* unit in one hidden layer.

pair $(\{\llbracket 0 \rrbracket\}_s, \{\llbracket \theta^\top \mathbf{x} \rrbracket\}_s)$ or $(\{\llbracket \theta^\top \mathbf{x} \rrbracket\}_s, \{\llbracket 0 \rrbracket\}_s)$. The server then uses its secret share to select the correct item in the received pair, decrypts it, and obtains $\llbracket \text{ReLU}(\theta^\top \mathbf{x}) \rrbracket$. For this to work, it is important that the client re-randomises $\{\llbracket \theta^\top \mathbf{x} \rrbracket\}_s$ as otherwise the server could distinguish it from $\{\llbracket 0 \rrbracket\}_s$. For an additively homomorphic encryption algorithm $\{\cdot\}_s$, this can be achieved by adding (over encrypted data) an encryption of $\llbracket 0 \rrbracket$, $\{\llbracket \theta^\top \mathbf{x} \rrbracket\}_s \leftarrow \{\llbracket \theta^\top \mathbf{x} \rrbracket\}_s \boxplus \{\llbracket 0 \rrbracket\}_s$. Notice that $\{\llbracket \theta^\top \mathbf{x} \rrbracket\}_s \boxplus \{\llbracket 0 \rrbracket\}_s = \{\llbracket \theta^\top \mathbf{x} \rrbracket \boxplus \llbracket 0 \rrbracket\}_s = \{\llbracket \theta^\top \mathbf{x} \rrbracket\}_s$ where the ‘ \boxplus ’ in the left-hand side denotes the addition over $\{\cdot\}_s$ while the second one denotes the addition over $\llbracket \cdot \rrbracket$.

Actually, a simple one-time pad suffices to implement the above solution. To do so, the server chooses a random mask $\mu \in \mathcal{M}$ and “super-encrypts” $\llbracket \theta^\top \mathbf{x} \rrbracket$ as $\llbracket \theta^\top \mathbf{x} + \mu \rrbracket$. The client re-randomises it as $\mathbf{t}^{**} := \llbracket \theta^\top \mathbf{x} + \mu \rrbracket \boxplus \llbracket 0 \rrbracket$, computes $\mathbf{o} := \llbracket 0 \rrbracket$, and returns the pair $(\mathbf{o}, \mathbf{t}^{**})$ or $(\mathbf{t}^{**}, \mathbf{o})$, depending on its secret share. The server uses its secret share to select the correct item and “decrypts” it. If the server (obviously) picked \mathbf{o} , it already has the result in the right form; i.e., $\llbracket 0 \rrbracket$. Otherwise the server has to remove the mask μ so as to get $\llbracket \theta^\top \mathbf{x} \rrbracket \leftarrow \mathbf{t}^{**} \boxminus \llbracket \mu \rrbracket$. In order to allow the server to (obviously) remove or not the mask, the client also sends an encryption of the pair index; e.g., 0 for the pair $(\mathbf{o}, \mathbf{t}^{**})$ and 1 for the pair $(\mathbf{t}^{**}, \mathbf{o})$.

Figure 9a details an implementation of this with the DGK+ comparison protocol. Note that to save on bandwidth the same mask μ is used for the comparison protocol and to “super-encrypt” $\llbracket \theta^\top \mathbf{x} \rrbracket$. The heuristic protocol can be adapted in a similar way; see Fig. 9b

Remark 4. It is interesting to note that the new protocols readily extend to any piece-wise linear function, such as the clip function $\text{clip}(t) = \max(0, \min(1, \frac{t+1}{2}))$ (a.k.a. hard-sigmoid function). Indeed, as shown in [5], any piece-wise linear function $\mathbb{R} \rightarrow \mathbb{R}$ with p pieces can be represented as a sum of p ReLU functions.

5 Numerical Experiments

To show the feasibility of our protocols, we consider their implementation using Paillier’s cryptosystem. In this section we first recall this cryptosystem and then give timing measurements of code execution and message size estimation showing the feasibility of the proposed methods.

5.1 Paillier’s Cryptosystem

Paillier’s cryptosystem [27] is an asymmetric algorithm which is homomorphic to addition: with the encrypted values of two messages m_1 and m_2 , it is possible to compute an encrypted value of $m_1 + m_2$. The scheme is known to be semantically secure under the decisional composite residuosity assumption (DCRA).

Set-up — On input, given a security parameter, each party can create a key pair by picking at random two large primes p and q and computing the product $N = pq$. The public key is simply $pk := N$ while the private key is $sk := \{p, q\}$. The message space is $\mathcal{M} = \mathbb{Z}/N\mathbb{Z}$.

Encryption — To encrypt a message $m \in \mathcal{M}$, using the public key pk , one first picks a random integer $r \xleftarrow{\mathcal{R}} [1, N)$ and then computes the ciphertext

$$\mathbf{m} := \llbracket m \rrbracket = (1 + mN) r^N \bmod N^2 .$$

Decryption — To decrypt the ciphertext \mathbf{m} , the recipient first needs to recover r from \mathbf{m} using the matching secret key sk as

$$r = \mathbf{m}^{N^{-1} \bmod (p-1)(q-1)} \bmod N \quad \text{with } \lambda = \text{lcm}(p-1, q-1)$$

and then recover the plaintext message $m = \frac{(\mathbf{m} r^{-N} \bmod N^2) - 1}{N}$.

Homomorphism The main homomorphism characteristics of this scheme are summarised as follows:

$$\begin{cases} \llbracket m_1 + m_2 \rrbracket = \llbracket m_1 \rrbracket \boxplus \llbracket m_2 \rrbracket = \llbracket m_1 \rrbracket \cdot \llbracket m_2 \rrbracket \bmod N^2 ; \\ \llbracket m_1 - m_2 \rrbracket = \llbracket m_1 \rrbracket \boxminus \llbracket m_2 \rrbracket = \llbracket m_1 \rrbracket / \llbracket m_2 \rrbracket \bmod N^2 ; \\ \llbracket a \cdot m \rrbracket = a \boxtimes \llbracket m \rrbracket = \llbracket m \rrbracket^a \bmod N^2 . \end{cases}$$

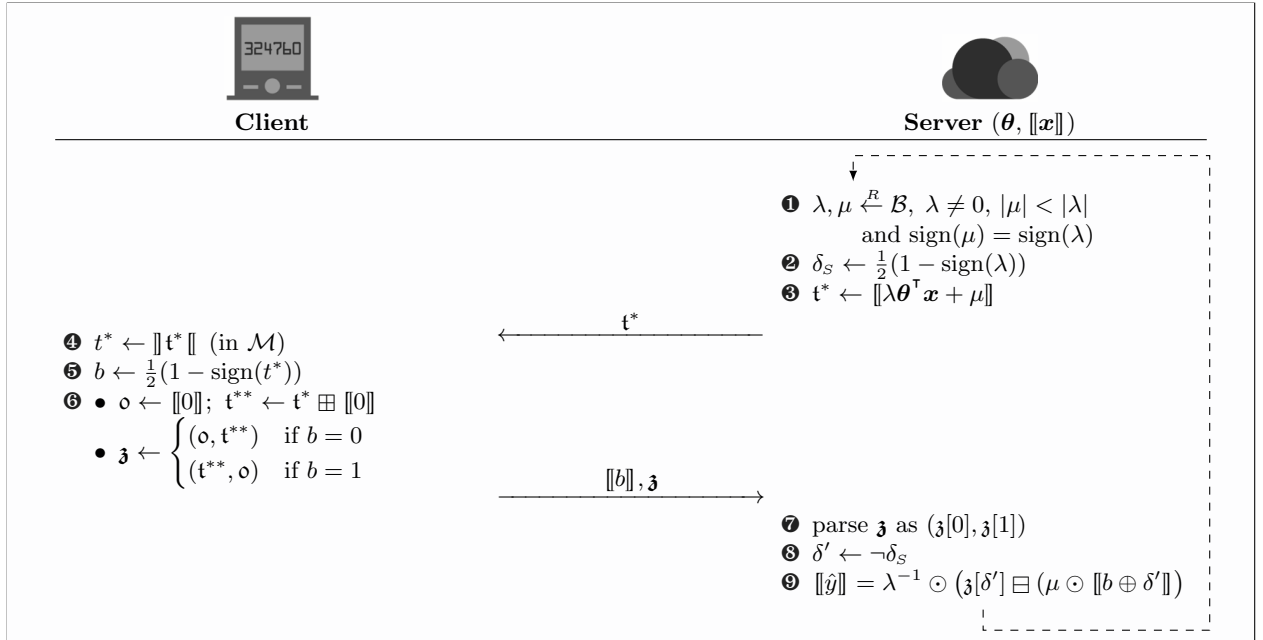
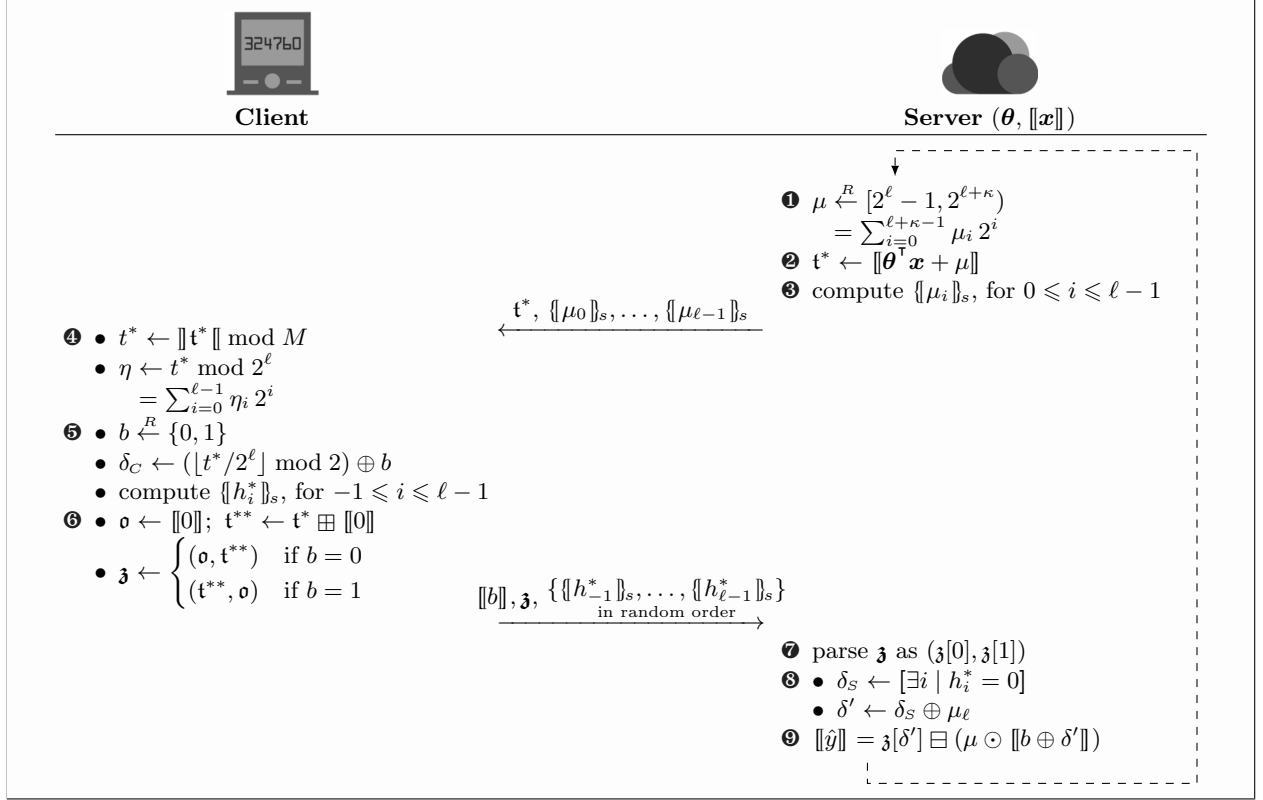


Fig. 9: Privacy-preserving ReLU evaluation with inputs and outputs encrypted under the client's public key.

5.2 Graphs

We implemented the protocols presented in the previous sections using the Python (version 3.7.4) programming language and the GNU multiprecision arithmetic library (GMP version 6.1.2) on a 64-bit machine equipped with an Intel i7-4770 processor running at 3.4GHz. The GMP library is essentially used for generating the prime numbers required for the keys and for performing modular exponentiation of large integers. We used a bit precision of $P = 53$ (see Section 2.2), which corresponds to the number of significant bits for typical IEEE-754 floating point numbers supported by Python.

We tested the protocols using randomly generated models and also models based on the Enron-spam data set [24], a standardized audiology data set [28], a credit approval data set [1], a dataset of human activity recognition using smartphones [4], and the breast cancer database from University of Wisconsin Hospitals, Madison [31]. Performance measurements for various key sizes are presented in Fig. 10, Fig. 11, Fig. 12, Fig. 13, and Fig. 14. Computing times are average over 100 iterations of each protocol on each model. The computing time depends mostly on modular exponentiation of large integers and is linear in the size of the model.

We selected the different key sizes to adequate protection until years from 2020 to 2050 using Lenstra’s method [22]. Those key sizes correspond to a security parameter κ between 82 and 102 which means that we compare between 193 and 221 bits (depending on the number of features) when using the DGK+ protocol.

5.3 Estimation of Message Sizes

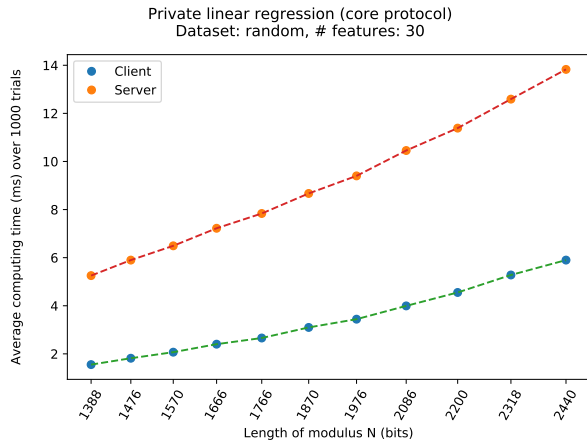
The size of exchanged messages highly depends on the implementation and the encoding used. We chose to give a theoretical estimate of the size of messages exchanged during the protocols.

In order to give the reader a concrete idea of size the of the messages we provide numerical estimates. For those, we imposed a strong encryption for Paillier’s algorithm and choose $\ell_M = \log_2(M) = 2048$ bits, corresponding security parameter $\kappa = 95$ (see [22]). With Paillier’s scheme the size of ciphertext is $2\ell_M$ bits. We selected a model with $d = 30$ features. To get a bit-size estimate ℓ of the upperbound on inner products, we assumed that model weights and input data are normalised so that $|x_i| \leq 1$ and $|\theta| \leq 1$ when considering their real value or equivalently $|x_i| \leq 2^P$ and $|\theta| \leq 2^P$ when considering their integer representation (see Section 2.2). Hence $B = (d + 1)2^{2P}$ and $\ell = 2P + \lceil \log_2(d + 1) \rceil = 111$. In the case of feed forward neural networks, we chose $L = 3$ and $d_l = d = 30$ ($0 \leq l \leq L$).

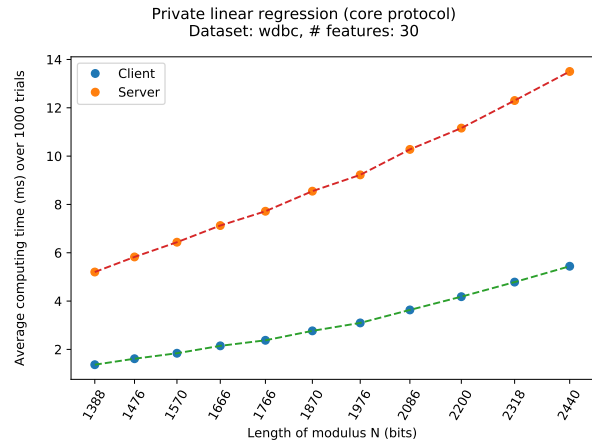
Message sizes and their numerical estimates are summarised in Table 1.

6 Conclusion

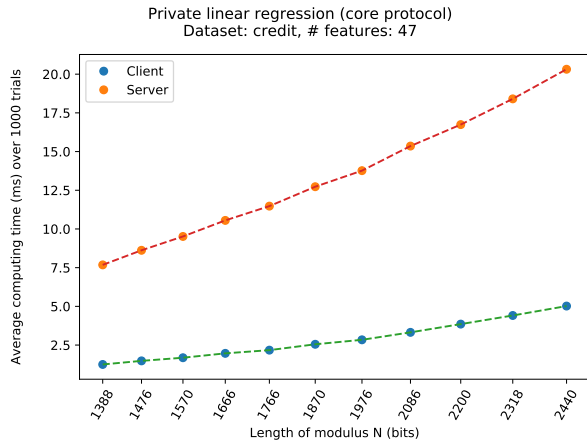
In this work, we presented several protocols for privacy-preserving regression and classification. Those protocols only require additively homomorphic encryption and limit interactions to a mere request and response. They are secure against semi-honest adversaries. They can be used as-is in generalised linear models (including logistic regression and SVM classification) or applied to other machine-learning algorithms. As an illustration, we showed how they nicely adapt to binarised neural networks or to feed-forward neural networks with the ReLU activation function.



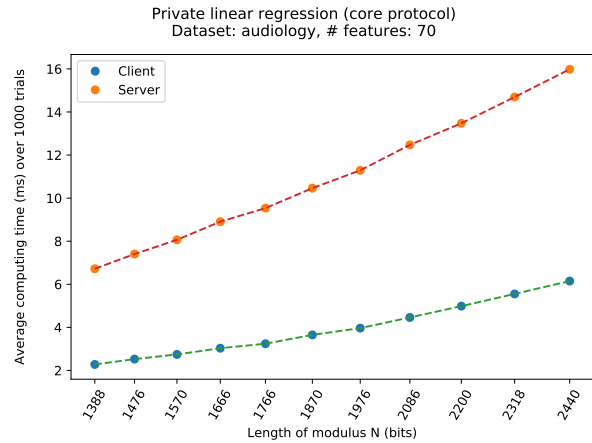
(a) Random dataset.



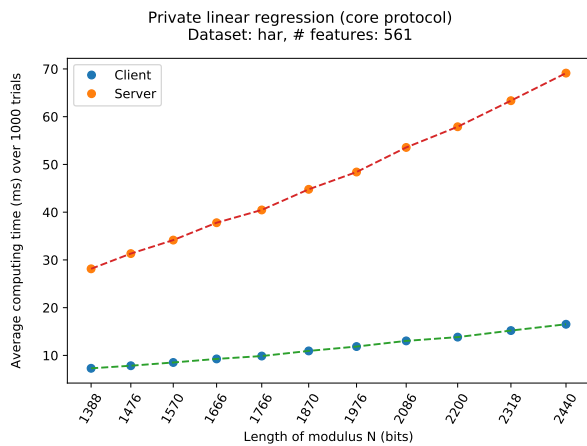
(b) Breast cancer dataset.



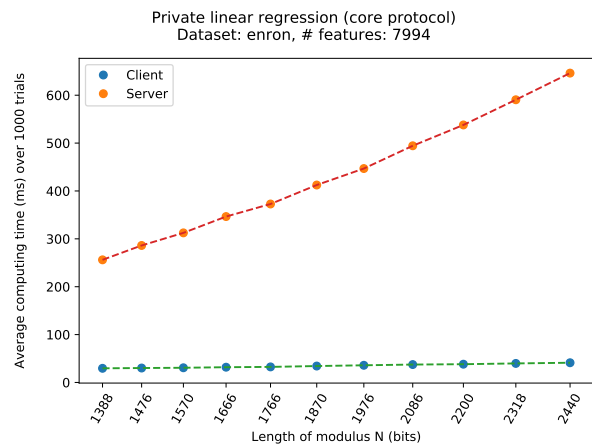
(c) Credit dataset.



(d) Audiology dataset.

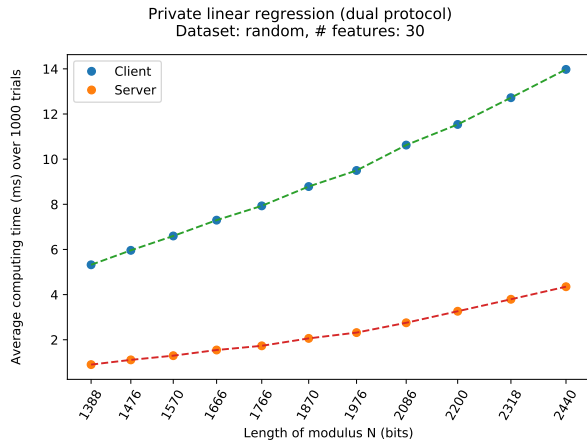


(e) Human activity recognition dataset.

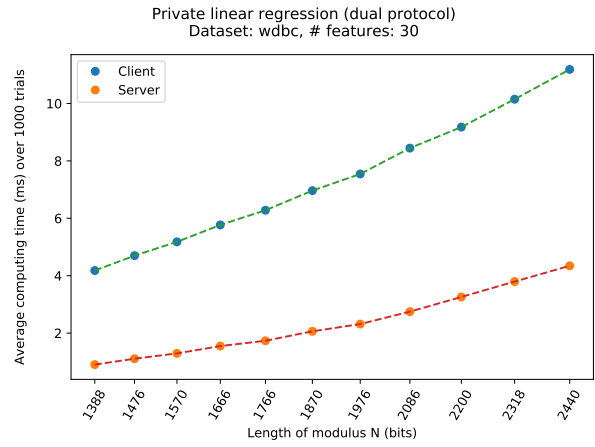


(f) Enron-Spam dataset.

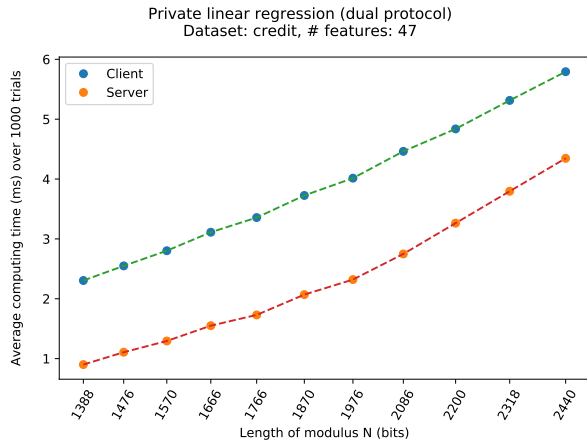
Fig. 10: Average computing time in milli-seconds for client and server side using data sets of various sizes, using the private linear regression core protocol.



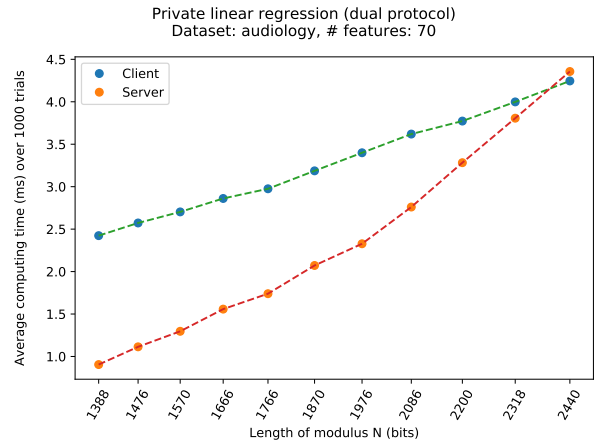
(a) Random dataset.



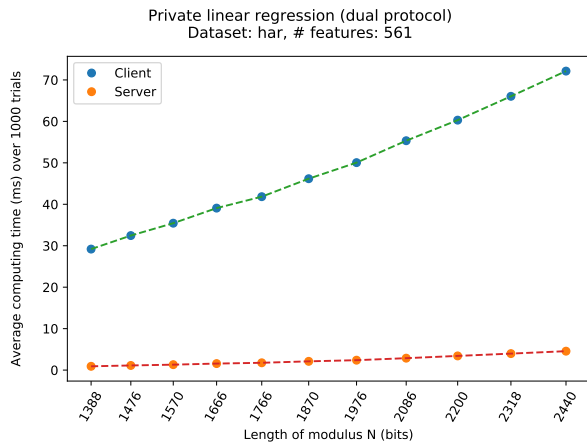
(b) Breast cancer dataset.



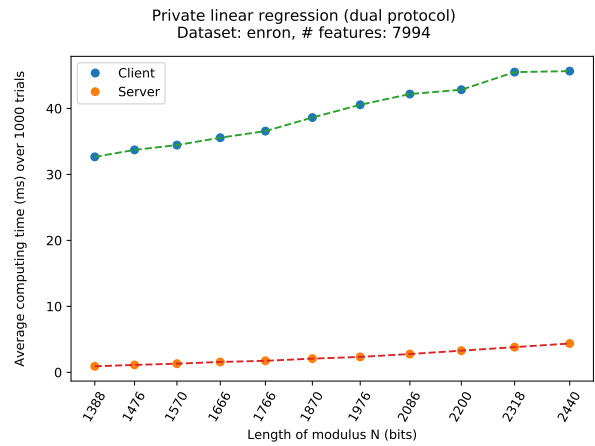
(c) Credit dataset.



(d) Audiology dataset.

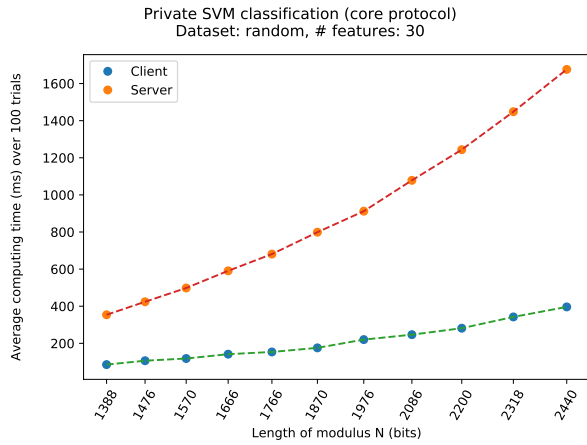


(e) Human activity recognition dataset.

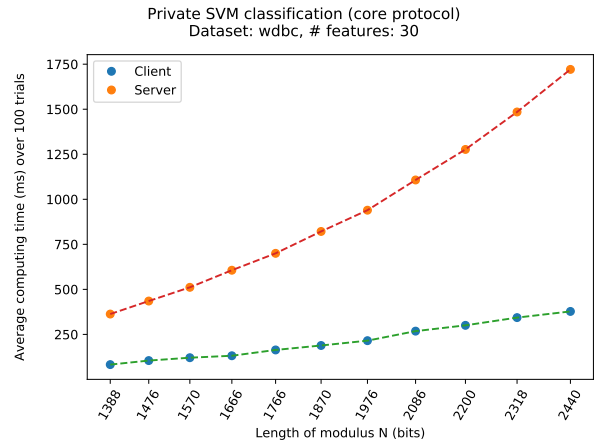


(f) Enron-Spam dataset.

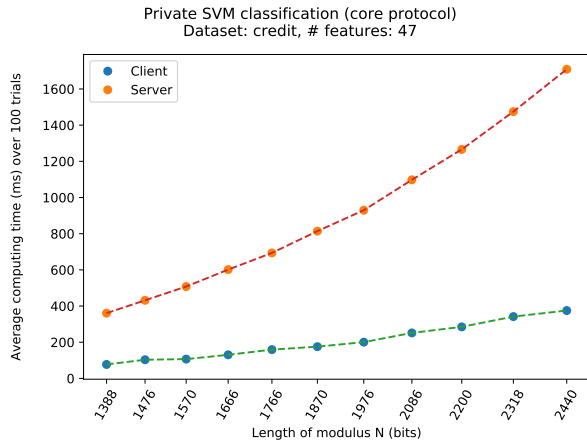
Fig. 11: Average computing time in milli-seconds for client and server side using data sets of various sizes, using the linear regression dual protocol.



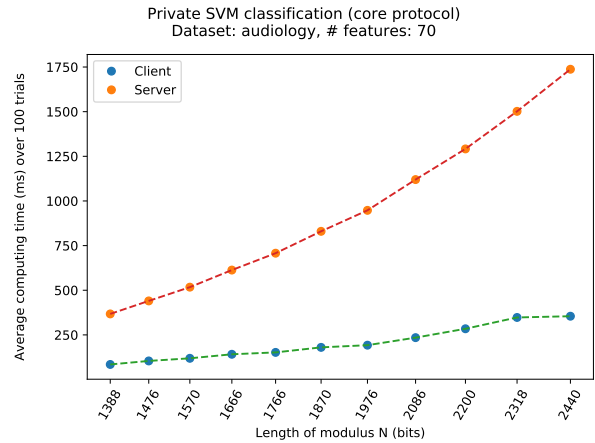
(a) Random dataset.



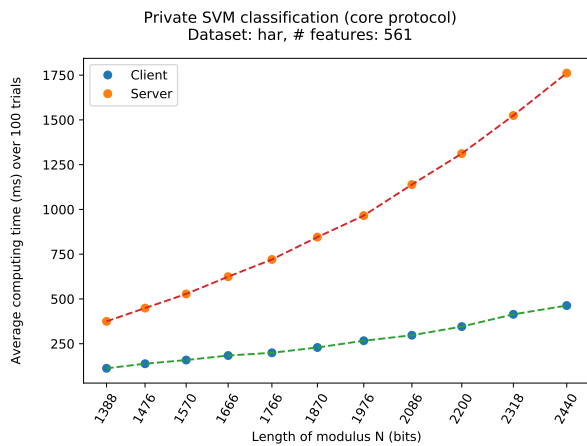
(b) Breast cancer dataset.



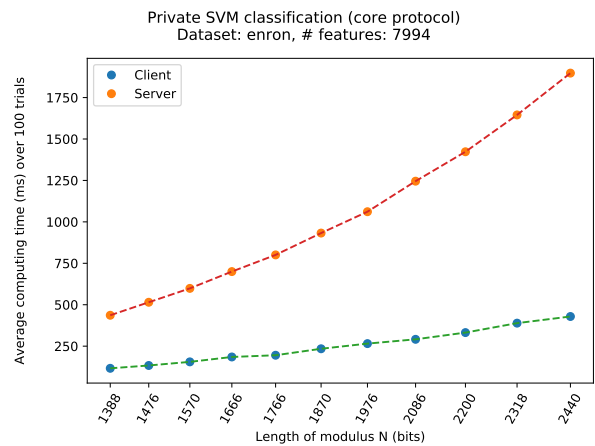
(c) Credit dataset.



(d) Audiology dataset.

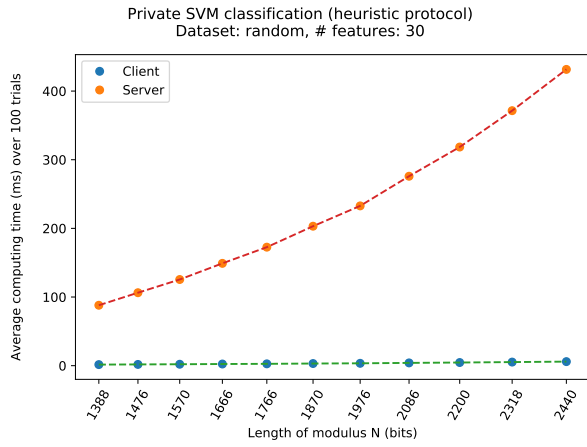


(e) Human activity recognition dataset.

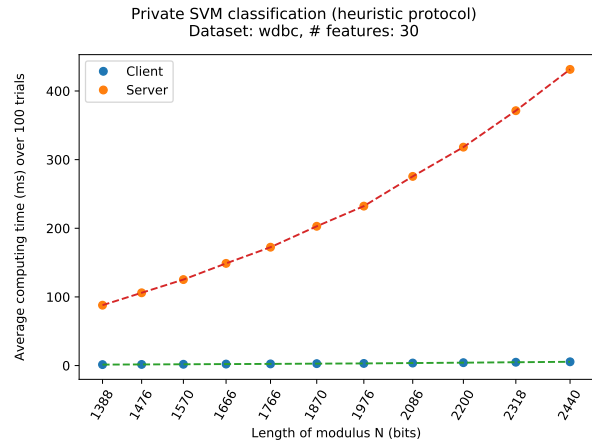


(f) Enron-Spam dataset.

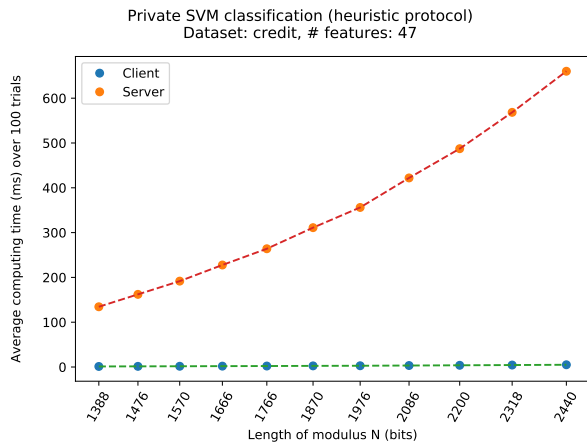
Fig. 12: Average computing time in milli-seconds for client and server side using data sets of various sizes, using the SVM core protocol.



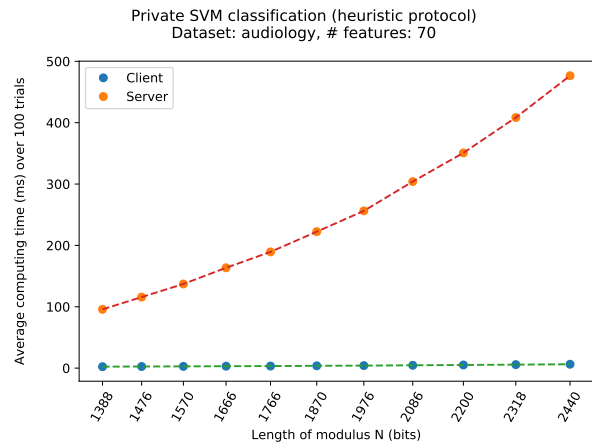
(a) Random dataset.



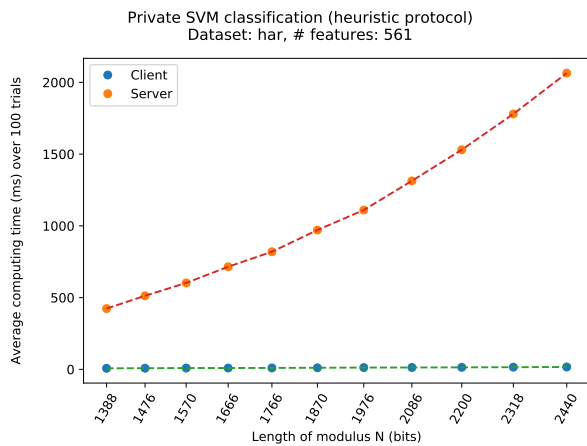
(b) Breast cancer dataset.



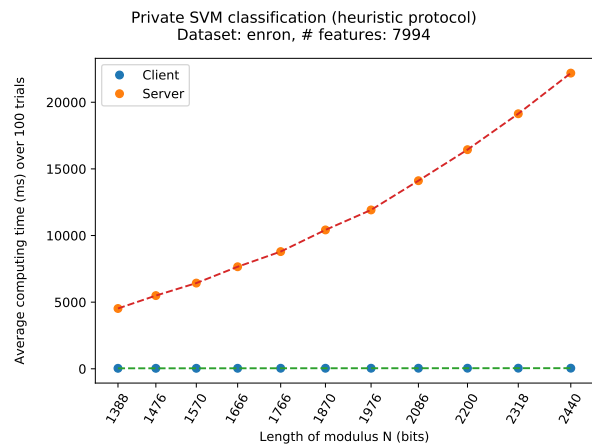
(c) Credit dataset.



(d) Audiology dataset.

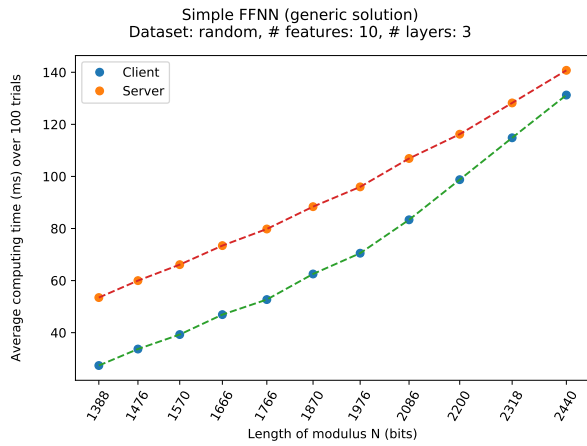


(e) Human activity recognition dataset.

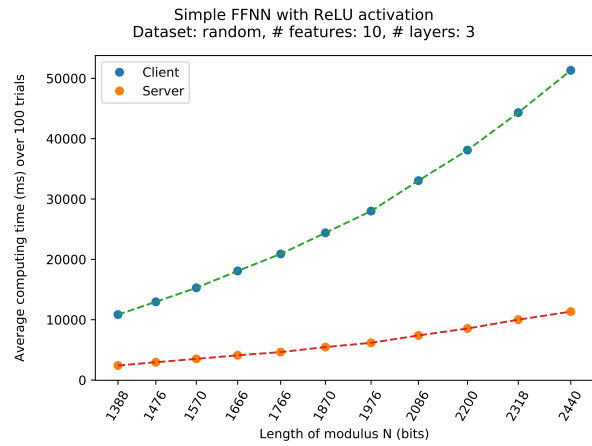


(f) Enron-Spam dataset.

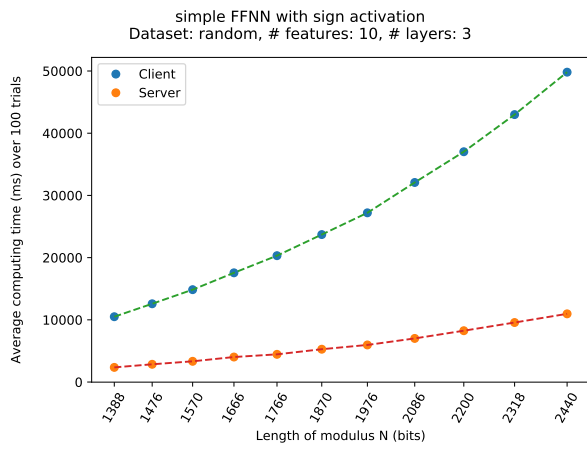
Fig. 13: Average computing time in milli-seconds for client and server side using data sets of various sizes, using the SVM heuristic protocol.



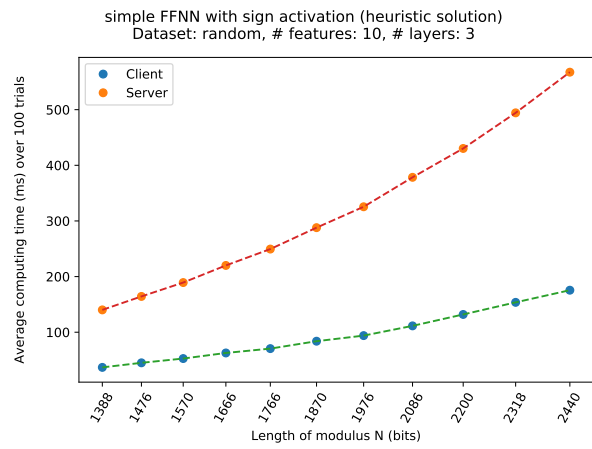
(a) Generic protocol



(b) Private ReLU activation function



(c) Private sign activation function



(d) Heuristic protocol with sign activation

Fig. 14: Performance of private feed forward neural network evaluation using different activation function and protocols.

Table 1: Message sizes for the various protocols presented in the paper.

Protocol	Protocol step	Size	(kB)
Linear/Logistic regression (core) — Fig. 2	Client sends: $pk_C, \{\llbracket x_i \rrbracket\}_{1 \leq i \leq d}$	$\ell_M + d \cdot 2\ell_M$	≈ 15
	Server sends: \mathbf{t}	$\approx 2\ell_M$	< 1
Linear/Logistic regression (dual) — Fig. 3	Server publishes: $pk_S, \{\llbracket \theta_i \rrbracket_s\}_{0 \leq i \leq d}$	$\ell_M + (d+1) \cdot 2\ell_M$	≈ 16
	Client sends: \mathbf{t}^*	$\approx 2\ell_M$	< 1
	Server sends: \mathbf{t}^*	$\approx \ell_M$	< 1
SVM classification (core) — Fig. 4	Server publishes: $pk_S, \{\llbracket \theta_i \rrbracket_s\}_{1 \leq i \leq d}$	$\ell_M + (d+1) \cdot 2\ell_M$	≈ 16
	Client sends: $\mathbf{t}^*, \{\llbracket \mu_i \rrbracket\}_{0 \leq i \leq \ell-1}$	$2\ell_M + \ell \cdot 2\ell_M$	≈ 56
	Server sends: $\{\llbracket h_i^* \rrbracket\}_{-1 \leq i \leq \ell-1}$	$(\ell+1) \cdot 2\ell_M$	≈ 56
SVM classification (heuristic) — Fig. 5	Client sends: $pk_C, \{\llbracket x_i \rrbracket\}_{1 \leq i \leq d}$	$\ell_M + d \cdot 2\ell_M$	≈ 15
	Server sends: \mathbf{t}^*	$2\ell_M$	< 1
FFNN (generic) — Fig. 7	Server sends [‡] : $\mathbf{t}_j^{(l)}$	$L \cdot d \cdot 2\ell_M$	45 (15 per layer)
	Client sends [‡] : $\llbracket x_j^{(l)} \rrbracket$	$L \cdot d \cdot 2\ell_M$	45 (15 per layer)
FFNN sign act. (core) — Fig. 8a	Server sends [‡] : $\mathbf{t}^*, \{\llbracket \mu_i \rrbracket_s\}_{0 \leq i \leq \ell-1}$	$L \cdot d \cdot (\ell+1) \cdot 2\ell_M$	5,040 (1,680 per layer)
	Client sends [‡] : $\llbracket \hat{y}^* \rrbracket, \{\llbracket h_i^* \rrbracket_s\}_{-1 \leq i \leq \ell-1}$	$L \cdot d \cdot (\ell+2) \cdot 2\ell_M$	5,085 (1,695 per layer)
FFNN sign act. (heuristic) — Fig. 8b	Server sends [‡] : \mathbf{t}^*	$L \cdot d \cdot 2\ell_M$	45 (15 per layer)
	Client sends [‡] : $\llbracket \hat{y}^* \rrbracket$	$L \cdot d \cdot 2\ell_M$	45 (15 per layer)
FFNN ReLU act. (core) — Fig. 9a	Server sends [‡] : $\mathbf{t}^*, \{\llbracket \mu_i \rrbracket_s\}_{0 \leq i \leq \ell-1}$	$L \cdot d \cdot (\ell+1) \cdot 2\ell_M$	5,040 (1,680 per layer)
	Client sends [‡] : $\llbracket b \rrbracket, \delta, \{\llbracket h_i^* \rrbracket_s\}_{-1 \leq i \leq \ell-1}$	$L \cdot d \cdot (\ell+4) \cdot 2\ell_M$	5,175 (1,725 per layer)
FFNN ReLU act. (heuristic) — Fig. 9b	Server sends [‡] : \mathbf{t}^*	$L \cdot d \cdot 2\ell_M$	45 (15 per layer)
	Client sends [‡] : $\llbracket b \rrbracket, \delta$	$L \cdot d \cdot 3 \cdot 2\ell_M$	135 (45 per layer)

[‡] Per unit, for each layer l ($1 \leq l \leq L$).

References

1. Credit approval (1987)
2. Abu-Mostafa, Y.S., Magdon-Ismail, M., Lin, H.T.: Learning From Data: A Short Course. AMLbook.com (2012)
3. Agrawal, R., Srikant, R.: Privacy-preserving data mining. *ACM Sigmod Record* **29**(2), 439–450 (2000)
4. Anguita, D., Ghio, A., Oneto, L., Parra, X., Reyes-Ortiz, J.L.: Human activity recognition on smartphones using a multiclass hardware-friendly support vector machine. In: International Workshop of Ambient Assisted Living (IWAAL 2012) (December 2012)
5. Arora, R., Basu, A., Mianjy, P., Mukherjee, A.: Understanding deep neural networks with rectified linear units. arXiv preprint arXiv:1611.01491 (2016)
6. Barni, M., Orlandi, C., Piva, A.: A privacy-preserving protocol for neural-network-based computation. In: 8th Workshop on Multimedia and Security (MM&Sec 2006) . pp. 146–151. ACM (2006)
7. Bos, J.W., Lauter, K., Naehrig, M.: Private predictive analysis on encrypted medical data. *Journal of Biomedical Informatics* **50**, 234–243 (2014)
8. Bost, R., Popa, R.A., Tu, S., Goldwasser, S.: Machine learning classification over encrypted data. In: 22nd Annual Network and Distributed System Security Symposium (NDSS) . The Internet Society (2015)
9. Damgård, I., Geisler, M., Krøigaard, M.: Homomorphic encryption and secure comparison. *International Journal of Applied Cryptography* **1**(1), 22–31 (2008)
10. Damgård, I., Geisler, M., Krøigaard, M.: A correction to ‘efficient and secure comparison for on-line auctions’. *International Journal of Applied Cryptography* **1**(4), 323–324 (2009)
11. Dwork, C., Feldman, V.: Privacy-preserving prediction. In: Conference On Learning Theory (COLT 2018) . Proceedings of Machine Learning Research , vol. 75, pp. 1693–1702. PMLR (2018)
12. Erkin, Z., Franz, M., Guajardo, J., Katzenbeisser, S., Lagendijk, I., Toft, T.: Privacy-preserving face recognition. In: Privacy Enhancing Technologies (PETS 2009) . Lecture Notes in Computer Science , vol. 5672, pp. 235–253. Springer (2009)
13. Gentry, C.: Fully homomorphic encryption using ideal lattices. In: 41st Annual ACM Symposium on Theory of Computing (STOC). pp. 169–178. ACM (2009)
14. Glorot, X., Bordes, A., Bengio, Y.: Deep sparse rectifier neural networks. In: 14th International Conference on Artificial Intelligence and Statistics (AISTAT) . Proceedings of Machine Learning Research , vol. 15, pp. 315–323. PMLR (2011)
15. Goethals, B., Laur, S., Lipmaa, H., Mielikäinen, T.: On private scalar product computation for privacy-preserving data mining. In: Information Security and Cryptology – ICISC 2004 . Lecture Notes in Computer Science , vol. 3506, pp. 104–102. Springer (2004)
16. Goldwasser, S., Micali, S.: Probabilistic encryption. *Journal of Computer and System Sciences* **28**(2), 270–299 (1984)
17. Hastie, T., Tibshirani, R., Friedman, J.: The Elements of Statistical Learning. Springer Series in Statistics, Springer, 2nd edn. (2009)
18. Hubara, I., Courbariaux, M., Soudry, D., El-Yaniv, R., Bengio, Y.: Binarized neural networks. In: Advances in Neural Information Processing Systems 29 (NIPS 2016) . pp. 4107–4115 (Curran Associates, Inc)
19. Joye, M., Petitcolas, F.A.P.: PINFER: Privacy-preserving inference. In: Data Privacy Management, Cryptocurrencies and Blockchain Technology (DPM/CBT 2019). Lecture Notes in Computer Science , vol. 11737, pp. 3–21. Springer (2019)
20. Joye, M., Salehi, F.: Private yet efficient decision tree evaluation. In: Data and Applications Security and Privacy XXXII (DBSec 2018) . Lecture Notes in Computer Science , vol. 10980, pp. 243–259. Springer (2018)
21. Kim, M., Song, Y., Wang, S., Xia, Y., Jiang, X.: Secure logistic regression based on homomorphic encryption: Design and evaluation. *JMIR Medical Informatics* **6**(2) (2018)
22. Lenstra, A.K.: Key lengths. In: The Handbook of Information Security. Wiley (2006)
23. Lindell, Y., Pinkas, B.: Privacy preserving data mining. In: Advances in Cryptology – CRYPTO 2000 . Lecture Notes in Computer Science , vol. 1880, pp. 36–54. Springer (2000)
24. Metsis, V., Androutsopoulos, I., Paliouras, G.: Spam filtering with naive bayes – which naive bayes? In: 3rd Conference on Email and Anti-Spam (CEAS 2006) (2006)
25. Mohassel, P., Zhang, Y.: SecureML: A system for scalable privacy-preserving machine learning. In: 2017 IEEE Symposium on Security and Privacy . pp. 19–38. IEEE Computer Society (2017)
26. Naor, M., Pinkas, B.: Oblivious polynomial evaluation. *SIAM Journal on Computing* **35**(5), 1254–1281 (2006)
27. Paillier, P.: Public-key cryptosystems based on composite degree residuosity classes. In: Advances in Cryptology – EUROCRYPT ’99. Lecture Notes in Computer Science , vol. 1592, pp. 223–238. Springer (1999)

28. Porter, B., Quinlan, R.: Standardized audiology database (1987)
29. Tramèr, F., Zhang, F., Juels, A., Reiter, M.K., Ristenpart, T.: Stealing machine learning models via prediction APIs. In: 25th USENIX Security Symposium . pp. 601–618. USENIX Association (2016)
30. Veugen, T.: Improving the DGK comparison protocol. In: 2012 IEEE International Workshop on Information Forensics and Security (WIFS) . pp. 49–54. IEEE (2012)
31. Wolberg, W.H., Mangasarian, O.: Multisurface method of pattern separation for medical diagnosis applied to breast cytology. *Proceedings of the National Academy of Sciences* **87** (December 1990)
32. Zhang, J., Wang, X., Yiu, S.M., Jiang, Z.L., Li, J.: Secure dot product of outsourced encrypted vectors and its application to SVM. In: 5th ACM International Workshop on Security in Cloud Computing (SCC@AsiaCCS 2017) . pp. 75–82. ACM (2017)