

Optimistic Value Iteration^{*}

Arnd Hartmanns¹ and Benjamin Kaminski²

¹ University of Twente, Enschede, The Netherlands

² RWTH Aachen, Aachen, Germany

Abstract. Markov decision processes are widely used for planning and verification in settings that combine controllable or adversarial choices with probabilistic behaviour. The standard analysis algorithm, value iteration, only provides a lower bound on unbounded probabilities or reward values. Two “sound” variations, which also deliver an upper bound, have recently appeared. In this paper, we present *optimistic value iteration*, a new sound approach that leverages value iteration’s ability to *usually* deliver *tight* lower bounds: we obtain a lower bound via standard value iteration, use the result to “guess” an upper bound, and prove the latter’s correctness. Optimistic value iteration is *easy* to implement, does not require precomputations or a priori state space transformations, and works for computing reachability probabilities as well as expected rewards. It is also *fast*, as we show via an extensive experimental evaluation using our publicly available implementation within the MODEST TOOLSET.

1 Introduction

Markov decision processes (MDP, [20]) are a widely-used formalism to represent discrete-state and -time systems in which *probabilistic* effects meet controllable *nondeterministic* decisions. The former may arise from an environment or agent whose behaviour is only known statistically (e.g. message loss in wireless communication, or statistical user profiles), or it may be intentional as part of a randomised algorithm (such as exponential backoff in Ethernet). The latter may be under the control of the system (then we are in a planning setting and typically look for a *scheduler* (or strategy, policy) that minimises the probability of unsafe behaviour or maximises a reward) or it may be considered adversarial (which is the standard assumption in verification, where we want to establish that the maximum probability of unsafe behaviour is below, or that the minimum reward is above, a specified threshold). Extensions of MDP cover continuous time [5, 18], and the analysis of complex formalisms such as stochastic hybrid automata [7] can be reduced to the analysis of MDP abstractions.

The standard algorithm to compute optimal (maximum or minimum) probabilities or reward values on MDP is *value iteration* (VI). It implicitly computes the corresponding optimal scheduler, too. It keeps track of a value for every state

^{*} The authors are listed alphabetically. This work was supported by NWO VENI grant no. 639.021.754.

of the MDP, locally improves the values iteratively until a “convergence” criterion is met, and then reports the final value for the initial state as the overall result. The initial values are chosen to be an underapproximation of the true values (e.g. 0 for all states in case of probabilities or non-negative rewards). The final values are then an improved underapproximation of the true values. For unbounded (infinite-horizon) properties, there is unfortunately no (known) convergence criterion that could guarantee a predefined error on the final result. Still, probabilistic model checkers such as PRISM [16] report the final result obtained via simple relative or absolute global error criteria as the definitive probability. This is because, on *most* case studies considered so far, value iteration in fact converges fast enough that the (relative or absolute) difference between the reported and the true value meets the error ϵ specified for the convergence criterion. Only relatively recently has this problem of soundness come to the attention of the probabilistic verification and planning communities [2, 8, 19]. First highlighted on hand-crafted counterexamples, it has by now been found to affect benchmarks and real-life case studies, too [1].

The first proposal to compute sound reachability probabilities was to use *interval iteration* (II) [9]. The idea is to perform two value iterations concurrently, one starting from 0 as before, and one starting from 1 for all relevant states. The latter iterations improve an overapproximation of the true values, and the entire process can be stopped once the (relative or absolute) difference between the two values for the initial state is below the specified ϵ . Interval iteration, however, requires the MDP to be in a form where value iteration has a single fixpoint. For minimum probabilities, this is achieved via simple graph-based (i.e. not numerical) precomputations [6, algs. 1-4]. For maximum probabilities, however, additionally end components need to be eliminated, adding a state space transformation whose extra memory usage exacerbates the state space explosion problem. Baier et al. later extended interval iteration to expected reward values [1]; here, the complication is to find initial values that are guaranteed to be an overapproximation. The proposed graph-based algorithm in practice computes very conservative initial values, from which many iterations are needed until convergence. More recently, *sound value iteration* (SVI) [21] improves upon interval iteration by computing upper bounds on-the-fly and performing larger value improvements per iteration, for both probabilities and expected rewards. It still requires the same precomputations and end component reduction as interval iteration, though; it only does not need a priori upper bounds for expected rewards (although they may improve performance if provided).

In this paper, we present (in Sect. 3) a new approach to computing sound reachability probabilities and expected rewards that is both simple and practically efficient. We first (1) perform standard value iteration until “convergence”, resulting in a lower bound on the value for every state. To this we (2) apply heuristics to “guess”, for every state, a candidate upper bound value. Further iterations (3) then confirm (if all values decrease) or disprove (if all values increase, or lower and upper bounds cross) the soundness of the upper bounds. In the latter case, we perform more lower bound iterations with reduced ϵ before

retrying from step 2. In problematic cases, many retries may be needed, and performance may be worse than interval or sound value iteration. However, on the vast majority of existing case studies, value iteration already worked well, and our approach attaches a soundness proof to its result with little overhead. We thus refer to it as *optimistic value iteration* (OVI). It does not require any of the precomputations, end component reductions, or a priori bound computations that are needed for II and SVI, further simplifying implementations and improving scalability. Our experimental evaluation in Sect. 4 uses all applicable models from the Quantitative Verification Benchmark Set [15] to confirm that OVI indeed performs as expected. It uses our publicly available implementations of II, SVI, and now OVI in the `mcsta` model checker of the MODEST TOOLSET [14].

2 Preliminaries

\mathbb{R}_0^+ is the set of all non-negative real numbers. We write $\{x_1 \mapsto y_1, \dots\}$ to denote the function that maps all x_i to y_i , and if necessary in the respective context, implicitly maps to 0 all x for which no explicit mapping is specified. Given a set S , its powerset is 2^S . A (discrete) *probability distribution* over S is a function $\mu \in S \rightarrow [0, 1]$ with countable *support* $\text{spt}(\mu) \stackrel{\text{def}}{=} \{s \in S \mid \mu(s) > 0\}$ and $\sum_{s \in \text{spt}(\mu)} \mu(s) = 1$. $\text{Dist}(S)$ is the set of all probability distributions over S .

Markov decision processes (MDP) combine nondeterministic choices as in labelled transition systems with discrete probabilistic decisions as in discrete-time Markov chains (DTMC). We define them formally and describe their semantics.

Definition 1. A Markov decision process (MDP) is a triple

$$M = \langle S, s_I, T \rangle$$

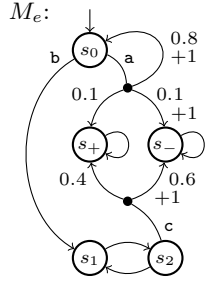
where

- S is a finite set of states with initial state $s_I \in S$ and
 - $T: S \rightarrow 2^{\text{Dist}(\mathbb{R}_0^+ \times S)}$ is the transition function.
- $T(s)$ must be finite and non-empty for all $s \in S$.

For $s \in S$, an element of $T(s)$ is a *transition*, and a pair $\langle r, s' \rangle \in \text{spt}(T(s))$ is a *branch* to successor state s' with *reward* r and probability $T(s)(\langle r, s' \rangle)$. Let $M^{(s'_I)}$ be M but with initial state s'_I , and M^0 be M with all rewards set to zero.

Example 1. Fig. 1 shows our example MDP M_e . We draw transitions as lines to an intermediate node from which branches labelled with probability and reward (if not zero) lead to successor states. We omit the intermediate node and probability 1 for transitions with a single branch, and label transitions to refer to them in the text. M_e has 5 states, 5 transitions, and 8 branches.

In practice, higher-level modelling languages like MODEST [11] are used to specify MDP. The semantics of an MDP is captured by its *paths*. A path represents a concrete resolution of all nondeterministic and probabilistic choices. Formally:



i	$v(s_0)$	$u(s_0)$	$v(s_1)$	$u(s_1)$	$v(s_2)$	$u(s_2)$	$error$	ϵ_{VI}
0	0		0		0			0.05
1	0.1		0		0.4		0.4	0.05
2	0.18		0.4		0.4		0.4	0.05
3	0.4		0.4		0.4		0.22	0.05
4	0.42	0.47	0.4	0.45	0.4	0.45	0.02	0.05
5	0.436	0.476	0.4	0.45	0.4	0.45	0.016	
6	0.4488		0.4		0.4		0.0128	0.008
7	0.45904		0.4		0.4		0.01024	0.008
8	0.467232		0.4		0.4		0.008192	0.008
9	0.4737856	0.5237856	0.4	0.45	0.4	0.45	0.0065536	0.008
10	0.47902848	0.51902848	0.4	0.45	0.4	0.45	0.00524288	

Fig. 1. Example MDP

Table 1. VI and OVI example on M_e

Definition 2. A finite path is a sequence

$$\pi_{\text{fin}} = s_0 \mu_0 r_0 s_1 \mu_1 r_1 s_2 \dots \mu_{n-1} r_{n-1} s_n$$

where $s_i \in S$ for all $i \in \{0, \dots, n\}$ and $\exists \mu_i \in T(s_i): \langle r_i, s_{i+1} \rangle \in \text{spt}(\mu_i)$ for all $i \in \{0, \dots, n-1\}$. Let $|\pi_{\text{fin}}| \stackrel{\text{def}}{=} n$, $\text{last}(\pi_{\text{fin}}) \stackrel{\text{def}}{=} s_n$, and $\text{rew}(\pi_{\text{fin}}) = \sum_{i=0}^{n-1} r_i$. Π_{fin} is the set of all finite paths starting in s_I . A path is an analogous infinite sequence π , and Π are all paths starting in s_I . We define $s \in \pi \Leftrightarrow \exists i: s = s_i$, and $\pi_{\rightarrow G}$ as the shortest prefix of π that contains a state in $G \subseteq S$, or \perp if π contains no such state. Let $\text{rew}(\perp) \stackrel{\text{def}}{=} \infty$.

A scheduler (or *adversary*, *policy* or *strategy*) only resolves the nondeterministic choices of M . For this paper, memoryless deterministic schedulers suffice.

Definition 3. A function $\mathfrak{s}: S \rightarrow \text{Dist}(\mathbb{R}_0^+ \times S)$ is a scheduler if, for all $s \in S$, we have $\mathfrak{s}(s) \in T(s)$. The set of all schedulers of M is $\mathfrak{S}(M)$.

Given an MDP M as above, let $M|_{\mathfrak{s}} = \langle S, s_I, T|_{\mathfrak{s}} \rangle$ with $T|_{\mathfrak{s}}(s) = \{\mathfrak{s}(s)\}$ be the DTMC induced by \mathfrak{s} . Via the standard cylinder set construction [6, Sect. 2.2] on $M|_{\mathfrak{s}}$, a scheduler induces a probability measure $\mathbb{P}_{\mathfrak{s}}^M$ on measurable sets of paths starting in s_I . For goal state $g \in S$, the maximum and minimum probabilities of reaching g are defined as $\text{P}_{\max}^M(\diamond G) = \sup_{\mathfrak{s} \in \mathfrak{S}} \mathbb{P}_{\mathfrak{s}}^M(\pi \in \Pi \mid g \in \pi)$ and $\text{P}_{\min}^M(\diamond G) = \inf_{\mathfrak{s} \in \mathfrak{S}} \mathbb{P}_{\mathfrak{s}}^M(\pi \in \Pi \mid g \in \pi)$, respectively. The definition extends to sets G of goal states. Let $R_G^M: \Pi \rightarrow \mathbb{R}_0^+$ be the random variable defined by $R_G^M(\pi) = \text{rew}(\pi_{\rightarrow G})$ and let $\mathbb{E}_{\mathfrak{s}}^M(G)$ be the expected value of R_G^M under $\mathbb{P}_{\mathfrak{s}}^M$. Then the maximum and minimum expected reward to reach G is defined as $\text{E}_{\max}^M(G) = \sup_{\mathfrak{s}} \mathbb{E}_{\mathfrak{s}}^M(G)$ and $\text{E}_{\min}^M(G) = \inf_{\mathfrak{s}} \mathbb{E}_{\mathfrak{s}}^M(G)$, respectively. We omit the superscripts for M when they are clear from the context. From now on, whenever we have an MDP with a set of goal states G , we assume that they have been made absorbing, i.e. for all $g \in G$ we only have a self-loop: $T(g) = \{\langle 0, g \rangle \mapsto 1\}$.

Definition 4. An end component of M as above is a (sub-)MDP $\langle S', T', s'_I \rangle$ where $S' \subseteq S$, $T'(s) \subseteq T(s)$ for all $s \in S'$, if $\mu \in T'(s)$ for some $s \in S$ and $\langle r, s' \rangle \in \text{spt}(\mu)$ then $r = 0$, and the directed graph with vertex set S' and edge set $\{\langle s, s' \rangle \mid \exists \mu \in T'(s): \langle 0, s' \rangle \in \text{spt}(\mu)\}$ is strongly connected.

```

1 function VI( $M = \langle S, s_I, T \rangle, S_?, opt \in \{\max, \min\}, v, \epsilon_{VI}$ )
2   repeat
3      $error := 0$ 
4     foreach  $s \in S_?$  do
5        $v_{new} := opt_{\mu \in T(s)} \sum_{\langle r, s' \rangle \in spt(\mu)} \mu(s') \cdot (r + v(s'))$ 
6       if  $v_{new} > 0$  then  $error := \max\{error, (v_{new} - v(s))/v_{new}\}$ 
7        $v(s) := v_{new}$ 
8   until  $error < \epsilon_{VI}$ 

```

Alg. 1: Gauss-Seidel value iteration with relative-error convergence

Value iteration. The standard algorithm to compute reachability probabilities and expected rewards is *value iteration* (VI) [20]. It iteratively improves a vector $v_i: S \rightarrow \mathbb{R}_0^+$ of values according to the Bellman equation

$$\begin{aligned}
v_{i+1}(s) &= opt_{\mu \in T(s)} \sum_{\langle r, s' \rangle \in spt(\mu)} \mu(s') \cdot (r + v_i(s')) & \text{if } s \in S_? \\
v_{i+1}(s) &= d & \text{if } s \notin S_?
\end{aligned} \tag{1}$$

where $S_? \subseteq S$ and d depend on the quantity to compute: For $P_{opt}^M(\diamond G)$, we use $S_? = S \setminus G$ and $d = 1$ and apply Eq. 1 to M^0 . Then its *least* fixpoint v_j satisfies $v_j(s) = P_{opt}^{M(s)}(\diamond G)$. For $E_{opt}^M(G)$, we first have to determine the set S_∞ of states from which the minimum (if $opt = \max$) or maximum (if $opt = \min$) probability to reach G is less than 1. This can be done via algs. 2 and 4 of [6], respectively. These algorithms do not consider the actual probabilities, but only whether there is a transition and branch (with positive probability) from one state to another or not. We thus call them *graph-based* (as opposed to *numeric*) algorithms. If $s_I \in S_\infty$, then the result is ∞ due to the definition of $\text{rew}(\perp)$. Otherwise, we use $S_? = S \setminus S_\infty$ and $d = \infty$, then apply Eq. 1 to M . For $opt = \max$, its *least* fixpoint v_j satisfies $v_j(s) = E_{opt}^{M(s)}(G)$. The same holds for $opt = \min$ if M does not have end components containing states other than those in G and S_∞ .

Alg. 1 shows the pseudocode of a VI implementation that uses the ‘‘Gauss-Seidel’’ optimisation: instead of storing vectors v_i and v_{i+1} , it keeps only a single vector v and performs updates in place. This does not affect the correctness of VI, but may speed up convergence depending on the order in which the loop in line 4 considers the states in $S_?$. To move towards the least fixpoint, we call VI with a suitable underapproximation: $v = \{s \mapsto 0 \mid s \in S \setminus G\} \cup \{s \mapsto 1 \mid s \in G\}$ for $P_{opt}(\diamond G)$ (and we use M^0 instead of M), and $v = \{s \mapsto 0 \mid s \in S \setminus S_\infty\} \cup \{s \mapsto \infty \mid s \in S_\infty\}$ for $E_{opt}(G)$. VI cannot, in general, reach a fixpoint; we thus use the standard *relative error* convergence criterion to decide when to stop iterations (lines 6 and 8). To use the absolute error, replace line 6 by $error := \max\{error, v_{new} - v(s)\}$. Upon termination of VI, v is closer to the least fixpoint, but remains an underapproximation; in particular, parameter ϵ_{VI} (which is 10^{-6} by default in most probabilistic model checkers) does not relate to the final difference between $v(s_I)$ and $P_{opt}(\diamond G)$ or $E_{opt}(G)$, respectively.

Example 2. Consider MDP M_e of Fig. 1 again. The first four rows in the body of Table 1 show the values for v after the i -th iteration of the outer loop of a call to $\text{VI}(M_e^0, \{s_0, s_1, s_2\}, \max, \{s_+ \mapsto 1\} \cup \{s \mapsto 0 \mid s \neq s_+\}, 0.05)$ using absolute-error convergence. After the fourth iteration, VI terminates since the error is less than $\epsilon_{VI} = 0.05$; at this point, we have $P_{\max}(\diamond s_+) - v(s_0) = 0.08 > \epsilon_{VI}$.

In M_e , states s_1 and s_2 together with the two transitions that connect them form an end component. $v = \{s \mapsto 1\}$ would be another fixpoint for Eq. 1 here; in fact, with appropriate values for s_1 and s_2 , we can obtain fixpoints with any $v(s_0) > 0.5$ of our choice. Similarly, we have $E_{\min}^M(\{s_+, s_-\}) = 0.6$ (by scheduling \mathbf{b} in s_0), but due to the end component (which has only zero-reward transitions by definition), the least fixpoint is such that $v(s_0) = 0$.

Value iteration thus comes with the two problems of convergence and uniqueness of fixpoints. In practice, the latter is not critical for P_{\min} , P_{\max} , and E_{\max} : we simply call VI with a (trivial) underapproximation. For E_{\min} , (zero-reward) end components rarely occur in case studies since they indicate Zeno behaviour w.r.t. to the reward (which is often associated to time progress, thus such behaviour would be unrealistic). To make the fixpoints unique, for E_{\max} we simply fix the value of all goal states to 0. For P_{\min} , we precompute the set of states that reach the goal with probability zero using algs. 1 and 3 of [6], then fix their values to 0. For P_{\max} and E_{\min} , we additionally need to *eliminate end components*: we determine the maximal end components using algorithms similar to [9, Alg. 1], then replace each of them by a single state, keeping all transitions leading out of the end component. In contrast to the precomputations, end component elimination changes the structure of the MDP and is thus more memory-intensive, yet a sound probabilistic model checker cannot avoid it for E_{\min} properties.

Current solutions to the convergence problem consist of computing an upper bound in addition to the lower bound provided by VI . Interval iteration (II) [1, 8] does so by essentially performing, in parallel, a second value iteration on a second vector u that starts from an overapproximation of the values. For probabilities, $\{v \mapsto 1\}$ is a trivial overapproximation; for rewards, more involved graph-based algorithms as presented in [1] need to be used to precompute (a very conservative) one. Interval iteration terminates as soon as $u(s_I) - v(s_I) \leq 2\epsilon \cdot v(s_I)$ (assuming ϵ specifies a relative-width requirement; if it is an absolute width, we compare with just 2ϵ) and returns $v_{II} = \frac{1}{2}(u(s_I) + v(s_I))$. With $v_{\text{true}} = P_{\text{opt}}(\diamond G)$, it thus guarantees that $v_{II} \in [v_{\text{true}} - \epsilon \cdot v_{\text{true}}, v_{\text{true}} + \epsilon \cdot v_{\text{true}}]$ and analogously for expected rewards. To ensure termination, II requires a unique fixpoint: the precomputations, and in particular end component elimination for P_{\max} , are thus no longer optional. Sound value iteration (SVI) [21] uses a different approach to deriving upper bounds that makes it perform better overall, and that eliminates the need to precompute an initial overapproximation for expected rewards. It still requires unique fixpoints.

```

1 function OVI( $M = \langle S, s_I, T \rangle$ ,  $S?$ ,  $opt \in \{\max, \min\}$ ,  $v$ ,  $\epsilon$ )
2    $error := \epsilon$ 
3   repeat
4     VI( $M, S?, opt, v, error$ )           // perform standard value iteration
5      $u := \{s \mapsto v(s) \cdot (1 + \epsilon) \mid s \in S?\}$  // guess candidate upper bound
6     repeat                               // start the verification phase
7        $error := 0$ ,  $up := true$ ,  $down := true$ ,  $cross := false$ 
8       foreach  $s \in S?$  do
9          $v_{new} := opt_{\mu \in T(s)} \sum_{\langle r, s' \rangle \in spt(\mu)} \mu(s') \cdot (r + v(s'))$ 
10         $u_{new} := opt_{\mu \in T(s)} \sum_{\langle r, s' \rangle \in spt(\mu)} \mu(s') \cdot (r + u(s'))$ 
11        if  $v_{new} > 0$  then  $error := \max\{error, (v_{new} - v(s))/v_{new}\}$ 
12        if  $u_{new} < u(s)$  then  $up := false$  // upper value decreased
13        else if  $u_{new} > u(s)$  then  $down := false$  // upper value increased
14        if  $u_{new} < v_{new}$  then  $cross := true$  // upper value below lower
15         $v(s) := v_{new}$ ,  $u(s) := u_{new}$ 
16        if  $up \vee cross$  then break // u is definitely not an upper bound
17        else if  $down \wedge u(s_I) - v(s_I) \leq 2\epsilon \cdot v(s_I)$  then // u is an upper bound
18          return  $\frac{1}{2}(u(s_I) + v(s_I))$  // and we have converged
19       $error := \frac{1}{2}error$  // decrease error for next iteration phase

```

Alg. 2: Optimistic value iteration

3 Optimistic Value Iteration

We now describe a new, practical approach to solving the convergence problem for unbounded reachability and expected rewards. It exploits the observation that VI in fact does deliver results that are ϵ -close to the true value on *most* case studies to which probabilistic model checking has been applied so far—it only lacks the ability to prove it. Our approach, called *optimistic value iteration* (OVI), extends standard value iteration with the ability to deliver such a proof.

The key idea is to exploit a property of Eq. 1 as well as of its Gauss-Seidel implementation as in Alg. 1 to determine whether a candidate vector is a lower bound, an upper bound, or neither: If, from one iteration with values u_i to the next with values u_{i+1} , we have $u_i(s) \geq u_{i+1}(s)$ for all $s \in S?$, then values cannot increase in further iterations: u_{i+1} must be an upper bound. Conversely, if $u_i(s) \leq u_{i+1}(s)$ for all $s \in S?$, then u_{i+1} must be a lower bound.

The resulting procedure is shown as Alg. 2. Starting from the same initial vectors v as for VI, we first perform standard value iteration (in line 4). We refer to this as the *iteration phase* of OVI. After that, vector v is an improved, and in practice usually very good, underapproximation of the actual probabilities or reward values. We then “guess” an overapproximating vector u of *upper values* from the *lower values* in v (line 5). Then the *verification phase* starts (in line 6): we now perform value iteration on both v and u at the same time, keeping track of the direction in which the upper values move. If, in some iteration, the

upper values for all states moved *down* (line 17), then we know that u provides an upper bound for the values of all states, and the true value must be in the interval $[v(s_I), u(s_I)]$. If the interval is small enough w.r.t. ϵ (line 17 checks a relative-width requirement of 2ϵ), then we can return its centre $v_I = \frac{1}{2}(u(s_I) + v(s_I))$ and be sure that the true value v_{true} is in $[v_I - \epsilon \cdot v_{true}, v_I + \epsilon \cdot v_{true}]$. Otherwise, we remain in the verification phase and effectively performing interval iteration until the two vectors are sufficiently close. If, on the other hand, the upper values for all states moved *up*, or if we have $u(s) < v(s)$ for some state s , then (in line 16) we cancel verification and go back to the iteration phase to further improve v before trying again. In a situation where Eq. 1 has a single fixpoint, we can—as an optimisation—additionally replace v by u if all upper values moved up.

Heuristics. OVI is inherently a *practical* approach that relies extensively on heuristics to gain an advantage over alternative methods such as II or SVI; it cannot be better on *all* MDP. Concretely, an implementation of OVI can choose

1. a stopping criterion for the iteration phase,
2. how to guess candidate upper values from the result of the iteration phase, and
3. how much to increase the “precision” requirement when going back from verification to iteration.

Alg. 2 shows the default choices made by our current implementation: It (1.) uses Alg. 1 and its standard relative-error stopping criterion for the iteration phase, but can be configured to use the absolute-error method instead. We (2.) guess upper values as shown in line 5 if ϵ specifies a relative width; if an absolute width is required instead, then we simply add ϵ to all values in v . In case of probabilities, we additionally replace values greater than 1 by 1 (not shown in Alg. 2). Finally, when (3.) going back to the iteration phase, we use half the error of the last iteration in the verification phase as the next value of the ϵ parameter of VI (as shown in line 19). Reducing the error too much may cause more and potentially unnecessary iterations in VI (continuing to iterate although switching to the verification phase would already result in upper values sufficient for termination), while using too high a value may result in more verification phases (whose iterations are computationally more expensive than those of VI) being started before the values in v are high enough.

Example 3. Let us now call $\text{OVI}(M_e^0, \{s_0, s_1, s_2\}, \max, \{s_+ \mapsto 1\} \cup \{s \mapsto 0 \mid s \neq s_+\}, 0.05)$. Table 1 shows the values in v and u during this run, using an absolute-width requirement of $\epsilon = 0.05$ and the absolute-error stopping criterion in VI. The first iteration phase lasts from $i = 0$ to 4. At this point, u is initialised with the values shown in italics. The first verification phase needs only one iteration to realise that u is actually a lower bound (to a fixpoint which is not the least fixpoint, due to the uneliminated end component). We then resume VI from $i = 6$. The error in VI is again below ϵ_{VI} , which had been reduced to 0.008, during iteration $i = 9$. We thus start another verification phase, which immediately (in one iteration) finds the newly guessed vector u to be an upper bound, and the difference between $u(s_0)$ and $v(s_0)$ to be small enough.

Termination. In a situation where Eq. 1 has a single fixpoint (which is always achievable by appropriate precomputations and transformations of the MDP as described in Sect. 2), at some point, all values in v will be close enough to the true values that the guessing phase picks a valid upper bound u . Value iteration on this u will cause it to eventually converge to the true values, too [1]. However, the convergence is not necessarily monotonic; e.g. in the last case of Ex. 3.1 in [1], the value of state s_1 will increase in one iteration iff the value of s_2 decreases, and vice-versa. Thus, if the guessing heuristics of OVI continually picks such a u , then OVI will not terminate. In practice, however, we have not yet encountered such a situation outside of constructed examples with *constructed vectors* u that OVI with our implemented guessing heuristics could not have chosen.

If we apply OVI in a situation with multiple fixpoints (e.g. by skipping the precomputations, or by not computing and eliminating end components³), then we can additionally get nontermination due to the guessed upper values *always* moving *up* towards a higher fixpoint, resulting in infinitely many validation phases being cancelled. The situation where they move *down* in verification phase iteration i , but another fixpoint exists between u and the true values, is only problematic with our guessing heuristics if additionally values moved up in iterations $j < i$ such that the difference between $v(s_I)$ and $u(s_I)$ forever remains higher than the required width. Again, we have not encountered either situation on practical examples yet. To mitigate (but not eliminate) the second case in models yet unknown to us, our implementation additionally cancels verification when the current verification phase took more than ten times as many iterations as the previous iteration phase.

In summary, OVI is a procedure, not an algorithm: it need not terminate. On all MDP that we have tested, however, it does terminate. This, together with the importance of heuristics, again underlines the practical nature of OVI.

4 Experimental Evaluation

We have implemented II (using the “variant 2” approach of [1] to compute initial overapproximations for expected rewards), SVI, and now OVI (precisely as described in the previous section) in the `mcsta` model checker of the MODEST TOOLSET [14], which is publicly available at `modestchecker.net`. It is cross-platform, implemented in C#, and built around the MODEST [11] high-level modelling language. Via support for the JANI format [3], the toolset can exchange models with other tools like STORM [4] and EPMC [12]. `mcsta` is the MODEST TOOLSET’s explicit-state probabilistic model checker. Its performance is comparable to that of STORM and PRISM [10].

In this section, we report on our experimental evaluation of OVI using `mcsta` on all applicable models of the Quantitative Verification Benchmark Set (QVBS) [15]. All models in the QVBS are available in JANI and can thus be

³ We must however ensure that at least the *least* fixpoint corresponds to the true values, i.e. we must eliminate end components for E_{\min} properties—but only for those.

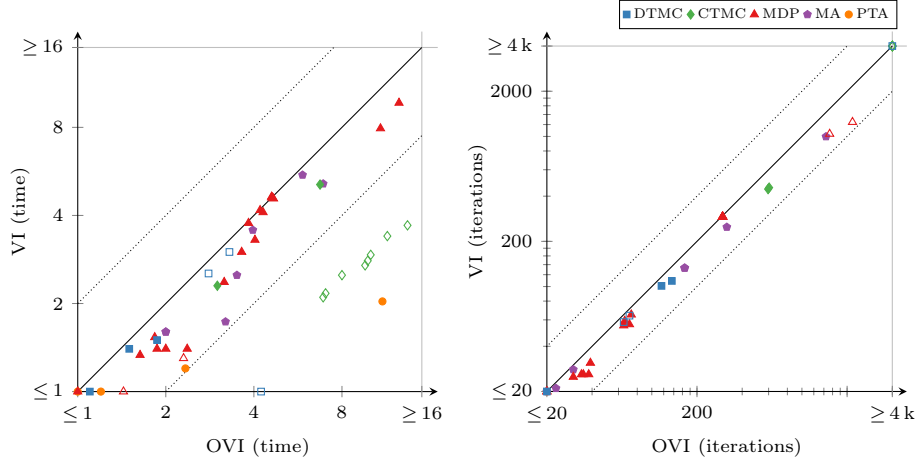


Fig. 2. OVI runtime and iteration count compared to VI (probabilistic reachability)

used by *mcsta*. Most of them are parameterised, and come with multiple properties of different types. Aside from MDP models, the QVBS also includes DTMCs (which are a special case of MDP), continuous-time Markov chains (CTMC, for which the analysis of unbounded properties reduces to checking the embedded DTMC), Markov automata (MA [5], on which the embedded MDP suffices for unbounded properties), and probabilistic timed automata (PTA [18], some of which can be converted into MDP via the digital clocks semantics [17]). We use all of these model types. The QVBS thus gives rise to a large number of benchmark *instances*: combinations of a model, a parameter valuation, and a property to check. For every model, we chose a representative set of instances, aiming to cover all its unbounded probabilistic reachability and expected-reward properties as well as one or two suitable parameter valuations. We only excluded

- models with multiple initial states (which *mcsta* does not yet support),
- the *oscillators* model due to its very large model files,
- model-property combinations for which we found no parameter valuation that resulted in VI, II, SVI, or OVI taking more than 1 second (since lower runtimes do not allow reliable comparisons) as well as the model checking process to not run out of memory or exceed a 2-minute timeout.

As a result, we considered 47 instances with probabilistic reachability and 47 instances with expected-reward properties. For many, but not all, of them, “reference results” were available; in those cases, we also checked that the result delivered by the respective method is correct up to the requested error width.

We ran all experiments on an Intel Core i7-4790 workstation (3.6-4.0 GHz) with 8 GB of memory and 64-bit Ubuntu Linux 18.04, using version 3.1 of the MODEST TOOLSET. We request a relative half-width of $\epsilon = 10^{-6}$ for the result probability or reward value, and configure OVI to use the relative-error criterion with $\epsilon_{VI} = 10^{-6}$. We report the average over three runs for every instance. Due

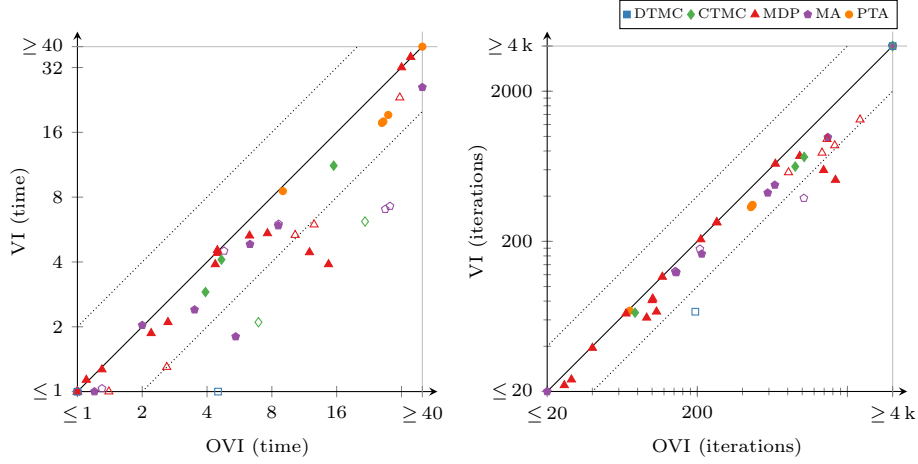


Fig. 3. OVI runtime and number of iterations compared to VI (expected rewards)

to the number of instances, we show the results of our experiments as scatter plots like in Fig. 2. Each such plot compares two methods in terms of runtime or number of iterations. Every point $\langle x, y \rangle$ corresponds to an instance and indicates that the method noted on the x-axis took x seconds or iterations to solve this instance while the method noted on the y-axis took y seconds or iterations. Thus points above the solid diagonal line correspond to instances where the x-axis method was faster (or needed fewer iterations); points above (below) the upper (lower) dotted diagonal line are where the x-axis method took less than half (more than twice) as long or as many iterations.

Comparison with VI. All methods except VI delivered correct results: VI offers low runtime at the cost of occasional incorrect results, and in general the absence of any guarantee about the result. We thus compare with VI separately first to judge the overhead caused by performing additional verification, and possibly iteration, phases. The results are shown in figs. 2 and 3. The unfilled shapes indicate instances where a reference result r is available and VI produced an incorrect result. In terms of runtime, we see that OVI rarely takes more than twice as long as VI, and in most cases requires less than 50 % extra time. On many of the instances where OVI incurs a significant overhead, VI produces an incorrect result, indicating that they are “hard” instances for value iteration. The unfilled CTMCs where OVI takes much longer to compute probabilities are all instances of the *embedded* model; the DTMC on the x-axis is *haddad-monmege*, an adversarial model built to highlight the convergence problem of VI in [8]. The problematic cases for expected rewards include the two instances of the *ftwc* MA model, the two expected-reward instances of the *embedded* CTMC, and again *haddad-monmege*. In terms of iterations, the overhead of OVI is even less than in runtime. When inspecting the output of *mcsta*, we found that OVI usually requires few very short verification phases.

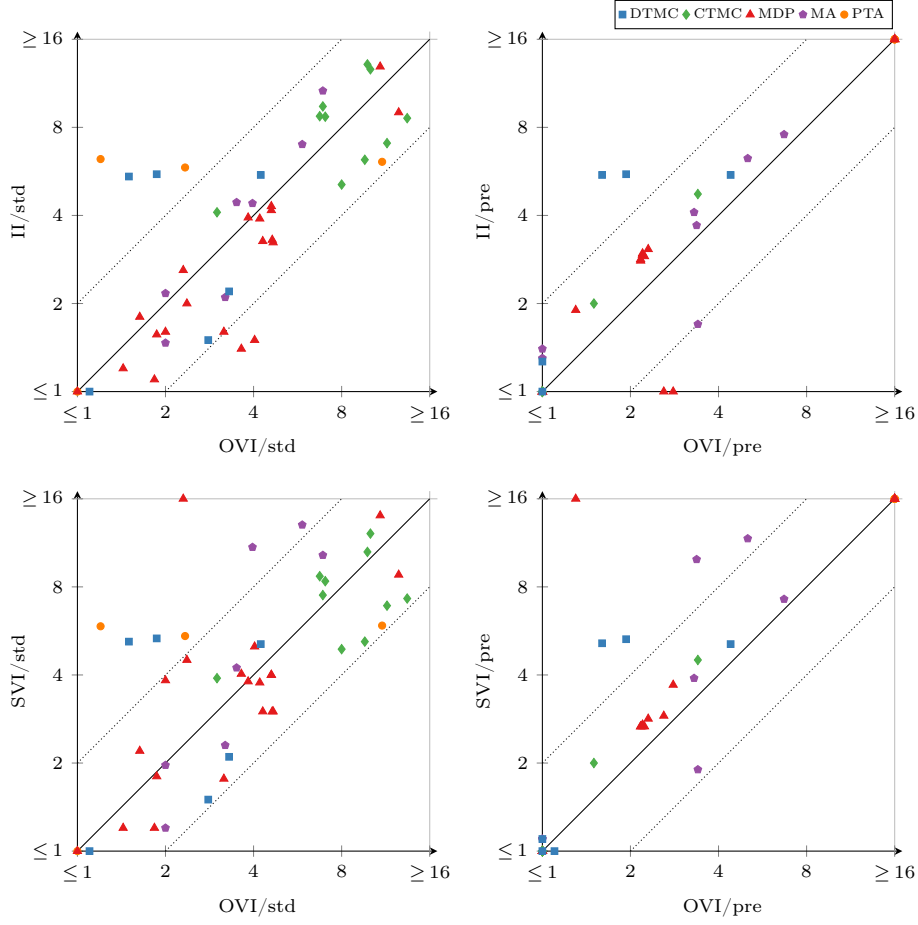


Fig. 4. OVI runtime compared to II and SVI (probabilities)

Comparison with II and SVI. We compare the runtime of OVI with the runtime of II and that of SVI separately for reachability probabilities (shown in Fig. 4) and expected rewards (shown in Fig. 5). OVI has the same requirements on precomputations and end components as VI, while II and SVI require the use of precomputations and of end component elimination (for P_{\max} properties) as discussed in Sect. 2. The precomputations and end component elimination need extra runtime (which turned out to be negligible in some cases but significant enough to cause a timeout in others) prior to the numeric iterations. However, doing the precomputations can reduce the size of the set $S_?$, and end component elimination can reduce the size of the MDP itself. Both can thus reduce the runtime needed for the numeric iterations. For the overall runtime, we found that none of these effects dominates the other over all models. Thus sometimes it may be better to perform only the necessary precomputations and transformations,

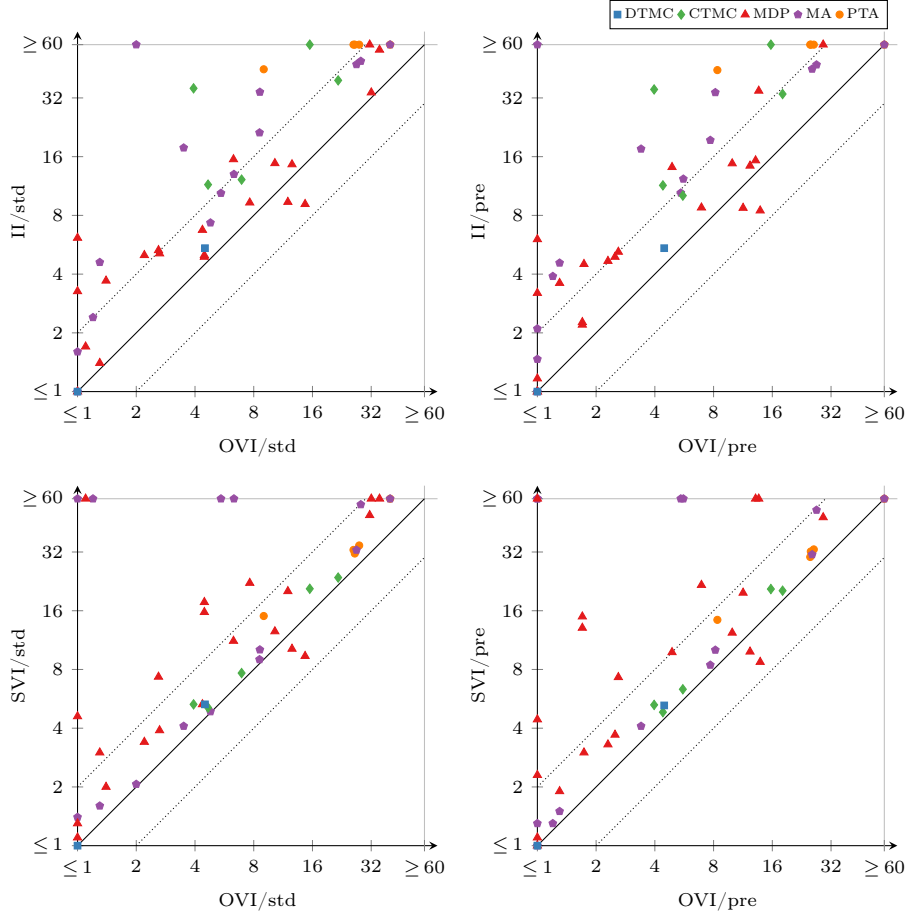


Fig. 5. OVI runtime compared to II and SVI (expected rewards)

while on other models performing all applicable ones may lead to lower total runtime. We thus compare OVI, II, and SVI in two scenarios: once in the default (“std”) setting of *mcsta* that uses only required precomputations and transformations (where we report the total runtime for precomputations, transformations, and numeric iterations), and once with all of them enabled (“pre”, where we report only the runtime for the numeric iterations, plus the computation of initial upper bounds in case of II).

For probabilistic reachability, we see in Fig. 4 that there is no clear winner among the three methods in the “std” setting. We found that, for the QVBS models, value iteration to compute probabilities is usually very fast, and the overall model checking time is dominated by the time needed for state space exploration. We were unable to scale several models up to require more than 1s for value iteration without running out of memory due to the state space

exploding. Similarly, the precomputations and transformation take relatively long enough to significantly influence the outcome. The “pre” setting, in which all three algorithms operate on exactly the same input w.r.t. to MDP M and set $S?$, however shows a clear picture: OVI is consistently faster than both II and SVI, with only 6 instances where it takes longer (which are the single instances of the *stream* and *nand* models as well as two instances each of *csm* and *zeroconf*).

Expected-reward properties turned out to be more challenging for all three methods (as well as for VI, which produced more errors here than for probabilities), and the precomputations and transformations have less of an impact on runtime. The plots in Fig. 5 paint a very clear picture of OVI being significantly faster for expected rewards than II (which suffers from the need to precompute initial upper bounds that then turn out to be rather conservative), and consistently faster (though by a lesser margin) than SVI. The outliers are the single instance of *coupons*, one instance of *firewire*, and two instances of *wlan*.

5 Conclusion

We have presented *optimistic value iteration* (OVI), a new approach to making non-exact probabilistic model checking via iterative numeric algorithms (typically using floating-point arithmetic) sound in the sense of delivering results that lie within a prescribed interval around the true value (modulo floating-point errors and implementation bugs). Compared to the existing approaches of interval iteration (II) and sound value iteration (SVI), OVI is *theoretically* weaker since it cannot guarantee termination. However, it is a deeply *practical* approach:

- It terminates on “regular” models, including on all applicable models and properties of the Quantitative Verification Benchmark Set.
- It relies on a combination of heuristics that can be arbitrarily modified and tuned, but that crucially determine its effectiveness and efficiency.
- It is faster than II and SVI when computing probabilities on a “level playing field” (i.e. modulo precomputations and transformations), and it is much faster than either of the two when computing expected rewards.
- It is very simple to add to any tool that already implements value iteration.

In summary, there is no more excuse for a probabilistic model checker (several of which still default to unsound VI due to the effort required to implement II or SVI) not to (try to) produce sound results now (via OVI).

Future work. We have so far implemented OVI (in *mcsta*) with one set of heuristics as described in this paper. While they turned out to work very well, making OVI faster than all current alternatives, we see ample room for improvement especially in devising better methods to guess the initial upper bounds for the verification phase, and in tuning how ϵ_{VI} is adjusted when going back to the iteration phase. We also plan to run more extensive experiments, in particular comparing OVI across different absolute and relative-width requirements, and with initial values for ϵ_{VI} that differ from the specified half-width ϵ .

Acknowledgments. The authors thank Tim Quatmann (RWTH Aachen) for fruitful discussions when the idea of OVI initially came up in late 2018, and for his help in implementing and optimising the SVI implementation in `mcsta`.

Data availability. The data generated in our experimental evaluation as well as instructions to replicate the experiments are archived and available at [13].

References

1. Baier, C., Klein, J., Leuschner, L., Parker, D., Wunderlich, S.: Ensuring the reliability of your model checker: Interval iteration for Markov decision processes. In: CAV. LNCS, vol. 10426, pp. 160–180. Springer (2017)
2. Brázdil, T., Chatterjee, K., Chmelik, M., Forejt, V., Kretínský, J., Kwiatkowska, M.Z., Parker, D., Ujma, M.: Verification of Markov decision processes using learning algorithms. In: ATVA. LNCS, vol. 8837, pp. 98–114. Springer (2014)
3. Budde, C.E., Dehnert, C., Hahn, E.M., Hartmanns, A., Junges, S., Turrini, A.: JANI: Quantitative model and tool interaction. In: TACAS. LNCS, vol. 10206, pp. 151–168 (2017)
4. Dehnert, C., Junges, S., Katoen, J.P., Volk, M.: A Storm is coming: A modern probabilistic model checker. In: CAV. LNCS, vol. 10427, pp. 592–600. Springer (2017)
5. Eisentraut, C., Hermanns, H., Zhang, L.: On probabilistic automata in continuous time. In: LICS. pp. 342–351. IEEE Computer Society (2010)
6. Forejt, V., Kwiatkowska, M.Z., Norman, G., Parker, D.: Automated verification techniques for probabilistic systems. In: SFM. LNCS, vol. 6659, pp. 53–113. Springer (2011)
7. Fränzle, M., Hahn, E.M., Hermanns, H., Wolovick, N., Zhang, L.: Measurability and safety verification for stochastic hybrid systems. In: HSCC. pp. 43–52. ACM (2011)
8. Haddad, S., Monmege, B.: Reachability in MDPs: Refining convergence of value iteration. In: RP. LNCS, vol. 8762, pp. 125–137. Springer (2014)
9. Haddad, S., Monmege, B.: Interval iteration algorithm for MDPs and IMDPs. Theor. Comput. Sci. 735, 111–131 (2018)
10. Hahn, E.M., Hartmanns, A., Hensel, C., Klauck, M., Klein, J., Kretínský, J., Parker, D., Quatmann, T., Ruijters, E., Steinmetz, M.: The 2019 comparison of tools for the analysis of quantitative formal models (QComp 2019 competition report). In: 25 Years of TACAS: TOOLympics. LNCS, vol. 11429, pp. 69–92. Springer (2019)
11. Hahn, E.M., Hartmanns, A., Hermanns, H., Katoen, J.P.: A compositional modelling and analysis framework for stochastic hybrid systems 43(2), 191–232 (2013)
12. Hahn, E.M., Li, Y., Schewe, S., Turrini, A., Zhang, L.: iscasMc: A web-based probabilistic model checker. In: FM. LNCS, vol. 8442, pp. 312–317. Springer (2014)
13. Hartmanns, A.: Optimistic value iteration (artifact). 4TU.Centre for Research Data (2019), to appear.
14. Hartmanns, A., Hermanns, H.: The Modest Toolset: An integrated environment for quantitative modelling and verification. In: TACAS. LNCS, vol. 8413, pp. 593–598. Springer (2014)
15. Hartmanns, A., Klauck, M., Parker, D., Quatmann, T., Ruijters, E.: The quantitative verification benchmark set. In: TACAS. LNCS, vol. 11427, pp. 344–350. Springer (2019)

16. Kwiatkowska, M.Z., Norman, G., Parker, D.: PRISM 4.0: Verification of probabilistic real-time systems. In: CAV. LNCS, vol. 6806, pp. 585–591. Springer (2011)
17. Kwiatkowska, M.Z., Norman, G., Parker, D., Sproston, J.: Performance analysis of probabilistic timed automata using digital clocks. *Formal Methods in System Design* 29(1), 33–78 (2006)
18. Kwiatkowska, M.Z., Norman, G., Segala, R., Sproston, J.: Automatic verification of real-time systems with discrete probability distributions. *Theor. Comput. Sci.* 282(1), 101–150 (2002)
19. McMahan, H.B., Likhachev, M., Gordon, G.J.: Bounded real-time dynamic programming: RTDP with monotone upper bounds and performance guarantees. In: ICML. ACM International Conference Proceeding Series, vol. 119, pp. 569–576. ACM (2005)
20. Puterman, M.L.: Markov Decision Processes: Discrete Stochastic Dynamic Programming. Wiley Series in Probability and Mathematical Statistics: Applied Probability and Statistics, John Wiley & Sons Inc., New York (1994)
21. Quatmann, T., Katoen, J.P.: Sound value iteration. In: CAV. LNCS, vol. 10981, pp. 643–661. Springer (2018)