

Masking of Quantum Information is Possible

Tamal Ghosh,^{1,*} Soumya Sarkar,^{2,†} Bikash K. Behera,^{3,‡} and Prasanta K. Panigrahi^{3,§}

¹*Physics Department,
West Bengal State University, Barasat 700126, West Bengal, India*

²*Department of Physics,
National Institute of Technology Karnataka, Surathkal 575025, Karnataka, India*

³*Department of Physical Sciences,
Indian Institute of Science Education and Research Kolkata, Mohanpur 741246, West Bengal, India*

Masking of data is a method to protect information by shielding it from a third party, however keeping it usable for further usages like application development, building program extensions to name a few. Whereas it is possible for classical information encoded in composite quantum states to be completely masked from reduced sub-systems, it has to be checked if quantum information can also be masked when the future possibilities of a quantum computer are increasing day by day. Newly proposed no-masking theorem [Phys. Rev. Lett. **120**, 230501 (2018)], one of the no-go theorems, demands that except for some restricted sets of non-orthogonal states, it's impossible to mask arbitrary quantum states. Here, we explore the possibility of masking in the IBM quantum experience platform by designing the quantum circuits, and running them on the 5-qubit quantum computer. We choose two particular states considering both the orthogonal and non-orthogonal basis states and illustrate their masking through both the theoretical calculation as well as verification in the quantum computer. By quantum state tomography, it is concluded that the experimental results are collected with high fidelity and hence the possibility of masking is realized.

I. INTRODUCTION

Before talking about quantum information and its security, let us first know briefly what classical information and its security methods are, as classical world is more intuitive to us.

Classical information was first carefully defined by Shannon in his paper in 1948¹. 'Bit' is the basic unit of classical data. Though there is a fine and important difference between information and data (information is a special type of data that is not known already). In today's digital era, we use voltage to create states '0' and '1' as bits. Now there's a lot of data security techniques to make the data communication secured. Data encryption that transfers the actual data into an infeasible one that is useless to a hacker. By data encapsulation, one can only perform a restricted set of operations. Data anonymization makes an user anonymous while using the internet. Classical data masking replaces the actual data with a fictional one that somehow represents the production data but the third party never identifies it.

Let us now see how classical information can be also encoded in a composite quantum system. Suppose, we encode a single bit classical information in two orthogonal entangled states. The mapping is as follows:

$$\begin{aligned} |0\rangle &\rightarrow \frac{1}{\sqrt{2}}(|00\rangle + |11\rangle), \\ |1\rangle &\rightarrow \frac{1}{\sqrt{2}}(|00\rangle - |11\rangle) \end{aligned} \quad (1)$$

Here, we can see that the subsystems do not have any information about the actual input classical bit. Hence, the information is masked. However, in quantum realm, the classical bits are analogous to 'qubits'. Instead of

just two definite states '0' and '1' in classical information scheme, it uses the superposition of the both, making a quantum computer more efficient in problem solving. On the other hand, the linearity and the unitarity make the quantum communication more secured. These result the set of no-go theorems². A pure quantum state can not be perfectly copied, known as the no-cloning theorem³. Suppose, we have systems A and B in Hilbert spaces H_A and H_B . Now, we want to copy the initial state $|\Phi\rangle_A$ in the quantum system B . To do that, we need a blank state $|k\rangle$ which is independent of $|\Phi\rangle_A$. Now, the theorem says, we do not have any operator U on the Hilbert space $H_A \otimes H_B$ such that: $U|\Phi k\rangle_{AB} \rightarrow |\Phi\Phi\rangle_{AB}$. No-Broadcasting theorem⁴⁻⁶ tells that it is impossible to have a map ϵ that broadcasts the state ρ from H to $H_A \otimes H_B$ if $Tr_A(\epsilon(\rho)) = Tr_B(\epsilon(\rho))$ - consequence of no-cloning theorem. No-hiding⁷ and no-deleting theorems⁸ support the quantum information conservation in our universe. The no-hiding theorem has been experimentally realized by using nuclear magnetic resonance⁹ and then later got tested on the IBM quantum computer¹⁰. Unlike classical information, quantum information cannot be completely hidden in correlations between a pair of subsystems.

However, in those theorems, there are always some restricted conditions for which the theorems no longer hold. If we consider no-cloning theorem, in some cases imperfect clones can be produced if a larger auxiliary system is coupled with the original state and a perfect unitary operation is done on the combined system, then some components of the system evolve to approximate copies of the original state. No-broadcasting theorem can not be generalized to more than a single input copy. Even **Superbroadcasting**¹¹ tells that it's even possible for four or more inputs to extract the input states while broadcasting. **Perfect hiding process**⁷ is also possible

if it takes a state $|\Phi\rangle$ from a subspace and encodes it in a larger Hilbert space and there exists another substate whose state $|\Psi\rangle$ is fixed irrespective of the input state $|\Phi\rangle$.

Recently, Modi *et al.* proposed the scheme a masking of quantum information¹², where they defined the masking conditions. They concluded that it is not possible to mask arbitrary quantum state, however, some restricted states of nonorthogonal quantum states can be masked. In the present work, we experimentally show that even though some arbitrary quantum information can not be masked, but like the above, no-masking theorem also does not hold always for some particular quantum states. Here, we choose two particular two-qubit states with both orthogonal and non-orthogonal basis states and work out the no-masking theorem conditions. It is found that the above two states satisfy the conditions of masking, and can be masked. The two two-qubit quantum states are prepared on the IBM quantum experience platform, and the quantum circuits are designed, and run on the real quantum chip “ibmqx4”. The experimental results are collected, and compared with the theoretically predicted ones. From the quantum state tomography, it is observed that with more than 99% and 98% fidelities, the expected results are obtained for the case of nonorthogonal and orthogonal basis states respectively.

The organization of the paper is as follows. In Section II, we define the operation of quantum masking, then verify that masking is possible for some non-orthogonal and orthogonal states in Sections III and IV respectively.

II. DEFINITION

According to the Ref.¹², conditions for masking are defined as follows. Let us assume quantum information is in the states $|a_k\rangle_A$ belong to H_A . If there is a operator M that maps the states into $|\Psi_{AB}\rangle$ belong to $H_A \otimes H_B$ such that it satisfies the following two conditions,

$$\begin{aligned} \rho_A &= Tr_B(|\Psi_k\rangle_{AB}\langle\Psi_k|), \\ \rho_B &= Tr_A(|\Psi_k\rangle_{AB}\langle\Psi_k|) \end{aligned} \quad (2)$$

are identical and one can say nothing about the value of k by observing this. As this is a physical process, it also can be written as $M : U|a_k\rangle_A \otimes |b\rangle_B \rightarrow |\Psi_k\rangle_{AB}$, where M is called the masker and U acts on both the system A and ancilla B .

III. MASKING OF NONORTHOGONAL STATES

A. Circuit Explanation

In this case, to construct the state $\frac{1}{\sqrt{2}}(|00\rangle + |11\rangle)$ (Fig. 1), we apply one Hadamard gate (H_0) and one $CNOT_{01}$ gate on the $q[0]$ and $q[1]$ qubit. Here, H_i acts on the i^{th} qubit and $CNOT_{ij}$ acts on the i^{th} and j^{th} qubit, where i and j are the controlled and target qubits respectively. The Hadamard gate is a single qubit operation that maps the basis state $|0\rangle \rightarrow \frac{1}{\sqrt{2}}(|0\rangle + |1\rangle)$ and $|1\rangle \rightarrow \frac{1}{\sqrt{2}}(|0\rangle - |1\rangle)$ thus creating an equal superposition of the two basis states. The CNOT gate operates on a quantum register consisting of two qubits. The CNOT gate flips the second qubit (the target qubit) if and only if the first qubit (the control qubit) is $|1\rangle$. At first, $\frac{1}{\sqrt{2}}(|00\rangle + |10\rangle)$ state is generated by the Hadamard gate, then this state becomes $\frac{1}{\sqrt{2}}(|00\rangle + |11\rangle)$ through the CNOT gate.

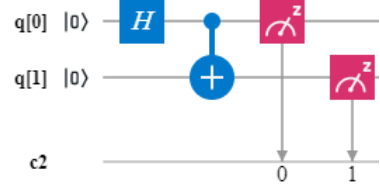


FIG. 1. Quantum circuit generating the state, $|\Psi\rangle = \frac{|00\rangle + |11\rangle}{\sqrt{2}}$.

B. Theory

In this section, we take a non-orthogonal quantum state and show theoretically that the reduced states are identical and the experiment supports the calculation as well. We now assume that $|b\rangle$ can be masked, i.e.,

$$|b\rangle = \alpha_1 |0\rangle + \alpha_2 |1\rangle \rightarrow |\Psi\rangle = \alpha_1 |\Psi_0\rangle + \alpha_2 |\Psi_1\rangle \quad (3)$$

where $|\alpha_1|^2 + |\alpha_2|^2 = 1$. Now, we take the partial trace respect to either A or B to get

$$\begin{aligned} Tr_x |\Psi\rangle \langle\Psi| &= \alpha_1^2 Tr_x(|\Psi_0\rangle \langle\Psi_0|) + \alpha_2^2 Tr_x(|\Psi_1\rangle \langle\Psi_1|) \\ &\quad + \alpha_1 \alpha_2^* Tr_x(|\Psi_0\rangle \langle\Psi_1|) + \alpha_1^* \alpha_2 Tr_x(|\Psi_1\rangle \langle\Psi_0|) \end{aligned} \quad (4)$$

Now the masking condition is $\rho_y = Tr_x(|\Psi_0\rangle \langle\Psi_0|) = Tr_x(|\Psi_1\rangle \langle\Psi_1|)$. To fulfill the masking condition, the off-diagonal terms in the Eq. (4) must be vanished. So,

$$\alpha_1 \alpha_2^* Tr_x(|\Psi_0\rangle \langle\Psi_1|) + \alpha_1^* \alpha_2 Tr_x(|\Psi_1\rangle \langle\Psi_0|) = 0 \quad (5)$$

In the above Eq. (5), we know that $Tr_x |\Psi_1\rangle \langle\Psi_0|$ and $Tr_x |\Psi_0\rangle \langle\Psi_0|$, these are non-zero terms, hence we can say that

$$\alpha_1 \alpha_2^* + \alpha_1^* \alpha_2 = 0 \quad (6)$$

when

$$Tr_X |\Psi_1\rangle \langle \Psi_0| = Tr_X |\Psi_0\rangle \langle \Psi_1| \quad (7)$$

The above condition means that we have to choose α_1 in such way that α_2 will be the imaginary form of α_1 . Now, we take a state $|\Psi\rangle$ which is the linear combination of two mutually non-orthogonal states $|\Psi_0\rangle$ and $|\Psi_1\rangle$.

$$|\Psi\rangle = \alpha_1 |\Psi_0\rangle + \alpha_2 |\Psi_1\rangle \quad (8)$$

where,

$$\begin{aligned} |\Psi_0\rangle &= \left(\frac{|00\rangle + |11\rangle}{\sqrt{2}} \right), \\ |\Psi_1\rangle &= \left(\frac{|00\rangle - |11\rangle}{\sqrt{2}} \right) \end{aligned} \quad (9)$$

We choose $\alpha_1 = \frac{1}{\sqrt{2}}$ and $\alpha_2 = \frac{i}{\sqrt{2}}$. The masked quantum state becomes

$$|\Psi\rangle = \frac{1}{\sqrt{2}} \left(\frac{|00\rangle + |11\rangle}{\sqrt{2}} \right) + \frac{i}{\sqrt{2}} \left(\frac{|00\rangle - |11\rangle}{\sqrt{2}} \right) \quad (10)$$

Now we see that theoretically the reduced density matrices are identical.

$$\begin{aligned} Tr_A |\Psi\rangle \langle \Psi| &= Tr_B |\Psi\rangle \langle \Psi| = \frac{1}{2} (|0\rangle \langle 0| + |1\rangle \langle 1|) \\ Tr_A |\Psi_0\rangle \langle \Psi_0| &= Tr_B |\Psi_0\rangle \langle \Psi_0| = \frac{1}{2} (|0\rangle \langle 0| + |1\rangle \langle 1|) \\ Tr_A |\Psi_1\rangle \langle \Psi_1| &= Tr_B |\Psi_1\rangle \langle \Psi_1| = \frac{1}{2} (|0\rangle \langle 0| + |1\rangle \langle 1|) \end{aligned} \quad (11)$$

As we can see that the reduced states are the same i.e., $\rho_B = Tr_A |\Psi_0\rangle \langle \Psi_0| = Tr_A |\Psi_1\rangle \langle \Psi_1|$, hence there is no definite information about the initial state. The quantum information is properly masked. Also we know that, it satisfies the masking condition if

$$\alpha_1 \alpha_2^* Tr_X |\Psi_0\rangle \langle \Psi_1| + \alpha_1^* \alpha_2 Tr_X |\Psi_1\rangle \langle \Psi_0| = 0 \quad (12)$$

where, 'X' represents the system A or B, we take a state whose calculation of partial traces of cross terms gives us,

$$\alpha_1 \alpha_2^* Tr_X |\Psi_0\rangle \langle \Psi_1| = \frac{i}{2} (|0\rangle \langle 0| + |1\rangle \langle 1|) \quad (13)$$

$$\alpha_1^* \alpha_2 Tr_X |\Psi_1\rangle \langle \Psi_0| = -\frac{i}{2} (|0\rangle \langle 0| + |1\rangle \langle 1|) \quad (14)$$

Using Eqs. (13) and Eq. (14) we get,

$$\frac{i}{2} Tr_X |\Psi_0\rangle \langle \Psi_1| - \frac{i}{2} Tr_X |\Psi_1\rangle \langle \Psi_0| = 0 \quad (15)$$

which satisfies the masking condition in Eq. (12). A point is to be noticed that the values of α_1 and α_2 can not be arbitrary to fulfill the above condition of masking. There are some restricted values, the above mentioned set of values is one of them. In general case this restriction follows the Eq. (6). Then we create the above mentioned state on the real chip, "ibmqx4" with 8192 shots by implementing the quantum gates as shown in Fig. 1.

C. Experimental Results

By coding, we then, construct the density matrices and calculate the partial traces of the density matrices of $|\Psi_0\rangle$, $|\Psi_1\rangle$ and their linear combination state, the input state $|\Psi\rangle$. The reduced density matrix is calculated firstly by calculating the density matrix of the state by a Matlab code. Let, the density matrix is

$$\rho = \begin{bmatrix} a_{11} & a_{12} & a_{13} & a_{14} \\ a_{21} & a_{22} & a_{23} & a_{24} \\ a_{31} & a_{32} & a_{33} & a_{34} \\ a_{41} & a_{42} & a_{43} & a_{44} \end{bmatrix} \quad (16)$$

where a_{ij} are the elements of the matrix, $i, j = 1, 2, 3, 4$ and then the reduced density matrix of a 4×4 density matrix of the state A and B will be a 2×2 matrix and are respectively,

$$\begin{aligned} \rho_A &= \begin{bmatrix} a_{11} + a_{22} & a_{13} + a_{24} \\ a_{31} + a_{42} & a_{33} + a_{44} \end{bmatrix} \\ \rho_B &= \begin{bmatrix} a_{11} + a_{33} & a_{12} + a_{34} \\ a_{21} + a_{43} & a_{22} + a_{44} \end{bmatrix} \end{aligned} \quad (17)$$

Following the above expression, we calculate the reduced density matrix for $|\Psi_0\rangle$, $|\Psi_1\rangle$ and $|\Psi\rangle$ respectively with the experimental values.

$$\begin{aligned} Tr_A |\Psi_0\rangle \langle \Psi_0| &= Tr_A |\Psi_1\rangle \langle \Psi_1| \\ &= \begin{bmatrix} 0.652 & 0.128 - 0.135i \\ 0.128 + 0.135i & 0.348 \end{bmatrix} \end{aligned} \quad (18)$$

$$\begin{aligned} Tr_B |\Psi_0\rangle \langle \Psi_0| &= Tr_B |\Psi_1\rangle \langle \Psi_1| \\ &= \begin{bmatrix} 0.535 & 0.044 - 0.017i \\ 0.044 + 0.017i & 0.469 \end{bmatrix} \end{aligned} \quad (19)$$

where, $Tr_B |\Psi_k\rangle \langle \Psi_k| = \rho_A(\Psi_k)$ and $Tr_A |\Psi_k\rangle \langle \Psi_k| = \rho_B(\Psi_k)$, $k = 0$ and 1 . Now as $|\Psi\rangle = \frac{1+i}{\sqrt{2}} \left(\frac{|00\rangle + |11\rangle}{\sqrt{2}} \right)$, partial traces of this are exactly equal to the reduced

states of $|\Psi_0\rangle$ and $|\Psi_1\rangle$. Hence, the quantum information mapped to these two non-orthogonal states can be perfectly masked.

We check the ‘Distance’ between the theoretical and experimental density matrices as well as between the experimental density matrices to show how much they differ from each other. Let us assume a_T is one element of the theoretical density matrix ρ_T and a_E is one element of the experimental density matrix ρ_E , then

$$\hat{D}(\rho_T, \rho_E) = \frac{1}{2} \sum ||a_T - a_E|| \quad (20)$$

Using the above Eq. (20), we now calculate the ‘Distance’ between the theoretical distances and as we could see they are all the same, so the distances are the following,

$$\begin{aligned} \hat{D}(\rho_B(\Psi_0); \rho_B(\Psi_1)) &= 0.00 \\ \hat{D}(\rho_B(\Psi_0); \rho_B(\Psi)) &= 0.00 \\ \hat{D}(\rho_B(\Psi_1); \rho_B(\Psi)) &= 0.00 \end{aligned} \quad (21)$$

Then we check the fidelity between theoretical and experimental density matrices to check the density matrices are reconstructed experimentally. Fidelity equals one means the matrices are exactly the same.

$$F(\rho_T; \rho) = \text{Tr} \left[(\rho_T)^{\frac{1}{2}} \rho (\rho_T)^{\frac{1}{2}} \right]^{\frac{1}{2}} \quad (22)$$

The fidelities is calculated to be the following,

$$\begin{aligned} F(\rho_T; \rho_{EB}) &= 0.9985 \\ F(\rho_T; \rho_{EA}) &= 0.9990 \end{aligned} \quad (23)$$

Here, ρ_T , ρ_{EB} and ρ_{EA} represent Eqs. (11), (18) and (19).

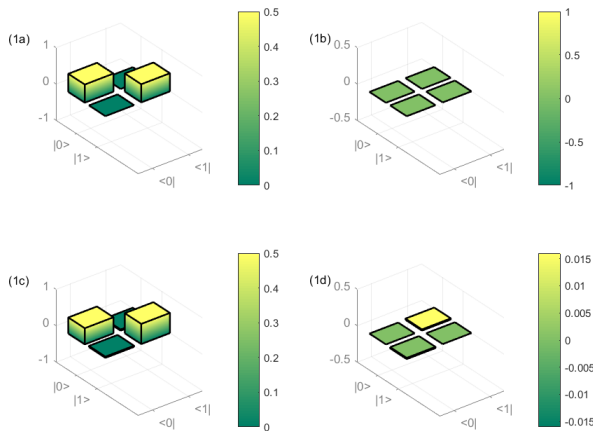


FIG. 2. 1(a) and 1(b) represent real and imaginary part of theoretical reduced density matrix of the state $|\Psi\rangle$. 1(c) and 1(d) are the real and imaginary part of the experimental density matrices of the state $|\Psi_0\rangle$ and $|\Psi_1\rangle$.

IV. MASKING OF ORTHOGONAL STATES

A. Circuit Explanation



FIG. 3. Quantum circuit for generating $|\Psi\rangle = \alpha_1 |\Psi_0\rangle + \alpha_2 |\Psi_1\rangle$, where, $|\Psi_0\rangle = \left(\frac{|00\rangle + |11\rangle}{\sqrt{2}} \right)$, and $|\Psi_1\rangle = \left(\frac{|01\rangle + |10\rangle}{\sqrt{2}} \right)$.

In this case, to construct the state which is linear combination of two mutually orthogonal states $|\Psi_0\rangle$ and $|\Psi_1\rangle$, we use two Hadamard gates, one S-gate or phase gate, one X-gate, and one CNOT gate. The Pauli-X gate acts on a single qubit, it is the quantum equivalent of the NOT gate for classical computers (with respect to the standard basis $|0\rangle, |1\rangle$), which distinguishes the Z-direction. It equates to a rotation around the X-axis of the Bloch sphere by π radians. It maps $|0\rangle$ to $|1\rangle$ and $|1\rangle$ to $|0\rangle$. Due to this nature, it is sometimes called bit-flip gate. It is represented by the Pauli-X matrix. The phase gate (or S gate) is a single-qubit operation, the S gate is also known as the phase gate, because it represents a 90 degree rotation around the z-axis. In the previous section, we have already discussed about the Hadamard and CNOT gate.

B. Theory

Here we take a state $|\Psi\rangle$ which is a linear combination of two mutual orthogonal states,

$$\begin{aligned} |\Psi_0\rangle &= \left(\frac{|00\rangle + |11\rangle}{\sqrt{2}} \right), \\ |\Psi_1\rangle &= \left(\frac{|01\rangle + |10\rangle}{\sqrt{2}} \right) \end{aligned} \quad (24)$$

Here, we also use $\alpha_1 = \frac{1}{\sqrt{2}}$ and $\alpha_2 = \frac{i}{\sqrt{2}}$. The masked quantum state becomes

$$|\Psi\rangle = \frac{1}{\sqrt{2}} \left(\frac{|00\rangle + |11\rangle}{\sqrt{2}} \right) + \frac{i}{\sqrt{2}} \left(\frac{|01\rangle + |10\rangle}{\sqrt{2}} \right) \quad (25)$$

Theoretical reduced density matrices of these states are

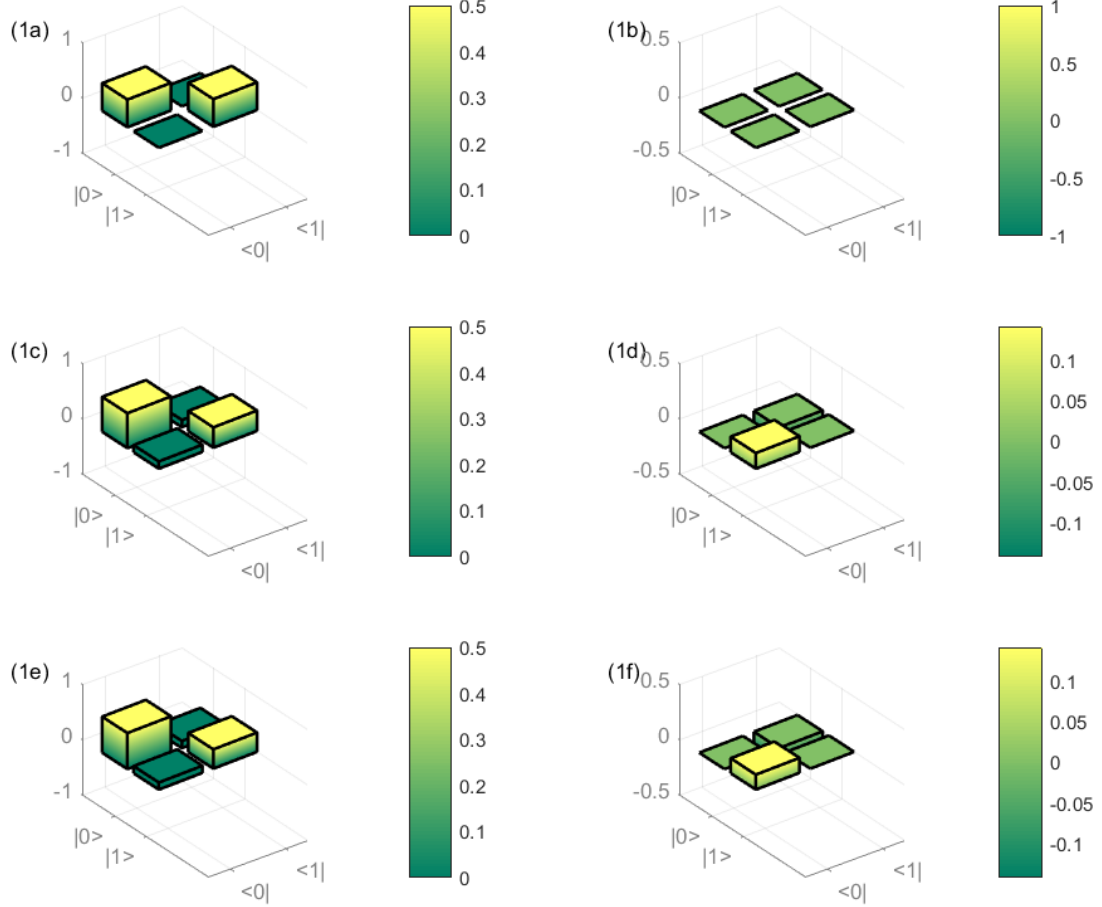


FIG. 4. 1(a) and 1(b) represent the real and imaginary part of the theoretical reduced density matrix for $|\Psi\rangle$ state. 1(c) and 1(d) represent the real and imaginary part of the reconstructed experimental density matrix for $|\Psi_0\rangle$. 1(e) and 1(f) are the real and imaginary part of the experimental density matrix for the state $|\Psi_1\rangle$.

C. Experimental Results

$$\begin{aligned}
 Tr_A |\Psi\rangle \langle \Psi| &= Tr_B |\Psi\rangle \langle \Psi| = \frac{1}{2}(|0\rangle \langle 0| + |1\rangle \langle 1|) \\
 Tr_A |\Psi_0\rangle \langle \Psi_0| &= Tr_B |\Psi_0\rangle \langle \Psi_0| = \frac{1}{2}(|0\rangle \langle 0| + |1\rangle \langle 1|) \\
 Tr_A |\Psi_1\rangle \langle \Psi_1| &= Tr_B |\Psi_1\rangle \langle \Psi_1| = \frac{1}{2}(|0\rangle \langle 0| + |1\rangle \langle 1|)
 \end{aligned}
 \tag{26}$$

Partial traces of states in Eq. (26) are the same as partial traces in Eq. (11), so following the same calculations from Eq. (11) to Eq. (15) we can say that there are some restricted conditions for which the orthogonal states can be masked too and that restriction follows the Eq. (6).

Now we implement the above masked quantum states Ψ , Ψ_0 and Ψ_1 and calculate the reduced matrices with the experimental outputs using Eq. (16) and Eq. (17). The reduced matrices will be 2×2 matrices, whose diagonal terms are real and off-diagonal terms are imaginary.

$$\begin{aligned}
 \rho_B(\Psi_0) &= \begin{bmatrix} 0.632 & 0.130 - 0.141i \\ 0.130 + 0.141i & 0.368 \end{bmatrix} \\
 \rho_B(\Psi_1) &= \begin{bmatrix} 0.652 & 0.128 - 0.135i \\ 0.128 + 0.135i & 0.348 \end{bmatrix} \\
 \rho_B(\Psi) &= \begin{bmatrix} 0.647 & 0.141 - 0.171i \\ 0.141 + 0.171i & 0.511 \end{bmatrix}
 \end{aligned}
 \tag{27}$$

Here also, we calculate the distances between the density matrices according to the formula in Eq. (20)

$$\begin{aligned}
\hat{D}(\rho_B(\Psi_0); \rho_B(\Psi_1)) &= 0.0527 \\
\hat{D}(\rho_B(\Psi_0); \rho_B(\Psi)) &= 0.0950 \\
\hat{D}(\rho_B(\Psi_1); \rho_B(\Psi)) &= 0.1031 \\
\hat{D}(\rho_B(\Psi_0); \rho_B(\Psi_t)) &= 0.3239 \\
\hat{D}(\rho_B(\Psi_1); \rho_B(\Psi_t)) &= 0.3380 \\
\hat{D}(\rho_B(\Psi); \rho_B(\Psi_t)) &= 0.3006
\end{aligned} \tag{28}$$

where Ψ_0 and Ψ_1 are represented by Eq. (24), Ψ is represented by Eq. (25) and Ψ_t is represented by Eq. (26).

Fidelity can be calculated according to the Eq. (22)

$$\begin{aligned}
F(\rho_B(\Psi_t); \rho_B(\Psi_0)) &= 0.9910 \\
F(\rho_B(\Psi_t); \rho_B(\Psi_1)) &= 0.9881
\end{aligned} \tag{29}$$

V. DISCUSSION

Out of all no-go theorems, no-masking theorem is the most current proposed theorem, introduced in the last year¹². Here, we verified that for some restricted conditions, masking of quantum information is possible. Though it was formerly told that quantum states that contain non-orthogonal states can be masked under certain restricted sets of coefficients, we were surprised to find that under restrictions quantum information containing orthogonal states can be masked too. We performed the experiments for two two-qubit states taking both orthogonal and nonorthogonal basis states into consideration. Both the states are prepared on the real chip, “ibmqx4” and found to be masked with above 98% and 99% fidelities respectively.

ACKNOWLEDGMENTS

T.G. and S.S. would like to thank IISER Kolkata for providing hospitality during the course of the project work. B.K.B. acknowledges the support of Institute fellowship provided by IISER Kolkata. The authors acknowledge the support of IBM Quantum Experience. The views expressed are those of the authors and do not reflect the official policy or position of IBM or the IBM Experience team.

* tamalghosh695@gmail.com

† sarkarsoumya65@gmail.com

‡ bkb18rs025@iiserkol.ac.in

§ pprasanta@iiserkol.ac.in

¹ C. E. Shannon, A mathematical theory of communication, Bell Sys. Techn. J. **27**, 379 (1948).

² A. Oldofredi, No-Go Theorems and the Foundations of Quantum Physics, J. Gen. Phil. Sci. **49**, 355 (2018).

³ W. K. Wootters and W. H. Zurek, A single quantum cannot be cloned, Nature (London) **299**, 802 (1982).

⁴ H. Barnum, J. Barrett, M. Leifer, and A. Wilce, Generalized No-Broadcasting Theorem, Phys. Rev. Lett. **99**, 240501 (2007).

⁵ A. Kalev and I. Hen, The No-Broadcasting Theorem and its Classical Counterpart, Phys. Rev. Lett. **100**, 210502 (2008).

⁶ I. Marvian and R. W. Spekkens, No-Broadcasting Theorem for Quantum Asymmetry and Coherence and a Trade-off Relation for Approximate Broadcasting, Phys. Rev. Lett. **123**, 020404 (2019).

⁷ S. L. Braunstein, and A. K. Pati, Quantum information cannot be completely hidden in correlations: implications for the Black-Hole information paradox, Phys. Rev. Lett. **98**, 080502 (2007).

⁸ A. K. Pati, and S. L. Braunstein: Impossibility of deleting an unknown quantum state, Nature **404**, 164 (2000).

⁹ J. R. Samal, A. K. Pati, and A. Kumar, Experimental Test of the Quantum No-Hiding Theorem, Phys. Rev. Lett. **106**, 080401 (2011).

¹⁰ A. R. Kalra, N. Gupta, B. K. Behera, S. Prakash, and P. K. Panigrahi, Demonstration of the No-Hiding Theorem on the 5 Qubit IBM Quantum Computer in a Category Theoretic Framework, Quantum Inf. Process. **18**, 170 (2019).

¹¹ G. M. D’Ariano, C. Macchiavello, and P. Perinotti, Superbroadcasting of mixed states, Phys. Rev. Lett. **95**, 060503 (2005).

¹² K. Modi, A. K. Pati, A. S. De, and U. Sen, Masking quantum information is impossible, Phys. Rev. Lett. **120**, 230501 (2018).