

Machine-Learning Techniques for Detecting Attacks in SDN

Mahmoud Said Elsayed¹, Nhien-An Le-Khac¹, Soumyabrata Dev^{1,2,3}, and Anca Delia Jurcut^{1,2}

¹ University College Dublin, Dublin, Ireland

² Beijing-Dublin International College, Beijing, China

³ADAPT SFI Research Centre, Dublin, Ireland

Abstract—With the advent of Software Defined Networks (SDNs), there has been a rapid advancement in the area of cloud computing. It is now scalable, cheaper, and easier to manage. However, SDNs are more prone to security vulnerabilities as compared to legacy systems. Therefore, machine-learning techniques are now deployed in the SDN infrastructure for the detection of malicious traffic. In this paper, we provide a systematic benchmarking analysis of the existing machine-learning techniques for the detection of malicious traffic in SDNs. We identify the limitations in these classical machine-learning based methods, and lay the foundation for a more robust framework. Our experiments are performed on a publicly available dataset of Intrusion Detection Systems (IDSs).

Index Terms—Software Defined Networking, Intrusion Detection Systems, Denial of Service (DoS), machine learning.

I. INTRODUCTION

Software Defined Network (SDN) is extensively used in different network organizations in the last few years. It can facilitate the network programmability through decoupling the control plane from the data plane. This separation simplifies the ability to deploy new resources quickly with less hassle. Hence, the programmability feature of SDN inspires many commercial companies to use SDN in their cloud network. It allows the organizations to achieve the required behavior by implementing new applications programming interface (API) to meet their needs. SDN architecture is comprised by three distinct layers: data plane, SDN controller, and application layer.

Despite the great success of SDN in several organizations, the separation of the control plane from the underlying data plane increases the chance of exposing the SDN platform to many threats and risks [1]. Therefore, the SDNs are vulnerable to different network attacks, including volumetric attacks *viz.* SYN floods, service-specific attacks and Denial of Service (DoS) attacks. Such attacks can overwhelm the different three layers of SDN with security concerns. Many defense methods are conducted to detect and mitigate the DoS attacks in the SDN network, such as presented in [2]. These techniques are based on the collection of the flow features from received packets like the average number of packet, the frequency of IP addresses, average number bytes, *etc.* as significant

features to detect the DoS inside the SDN network. In the case of malicious traffic, the size of monitored packets will be higher than the previous defined threshold or decision boundary. Although the existing techniques do not require high processing resources to manage and control the data flow; it cannot protect the network for a long time. The rapid growth in the generated data and the huge number of packets that need to be analyzed and classified in the real-time are the main drawbacks in the current scenario. Owing to the similarities between benign traffic and malicious packets, it becomes a challenging task to detect the malicious traffic. The attacker can easily modify the packet header to look like normal traffic and deceive the detection systems without being discovered. Since anomalies are continuously evolving, simple modifications can be made that will allow the attacker to exploit this technique with new kinds of attacks.

Recently, machine learning (ML) and data mining techniques are playing an essential role in the detection and the classification of intrusion attacks. Several machine learning studies have been conducted in different domains [3], [4]; however only a few of these are on SDN. There are many issues that can influence machine learning performance, such as the feature selection methods, the dataset used *etc.* However, there are no related works that perform a systematic analysis of these machine-learning techniques. The main contributions of this paper are as follows: (a) we perform a methodical analysis of the popular approaches for detecting attacks in SDN, and provide benchmarking analysis of traditional machine-learning based approaches; and (b) we provide a feature analysis of the input feature space of the dataset, and provide recommendations for a reliable intrusion detection system.

II. DETECTING ATTACKS IN SDN

There are two main approaches based on machine learning that are currently used to detect exploitable attacks on SDN network: (a) approaches based on simulation, and (b) approaches based on public datasets. In this section, we provide a classification and a discussion of the existing methods for both of these approaches. Table I summarises the related works.

A. ML based simulation

The work presented in [5]–[10] is using network simulation-based techniques to detect the malicious traffic in SDN network. Fig. 1 discusses the sequential steps in generating a sim-

The ADAPT Centre for Digital Content Technology is funded under the SFI Research Centres Programme (Grant 13/RC/2106) and is co-funded under the European Regional Development Fund.

Send correspondence to A. D. Jurcut, E-mail: anca.jurcut@ucd.ie.

ML algorithm	Features used	Dataset used	Dataset size	Classes	Reference
SVM, Naive Bayes, KNN	number of Packets, Protocol, Delay, Bandwidth, Source IP and Destination IP	Simulation based	6000 data instances, out of which 2000 are genuine and 4000 are malicious packets	Normal and anomaly	[5]
SVM	srcIP, srcPort, desIP, desPort, proType	Simulation based	–	Normal and anomaly	[6]
SVM	speed of source IP (SSIP), speed of source port (SSP), Standard Deviation of Flow Packets (SDFP), Deviation of Flow Bytes (SDFB), speed of flow entries (SFE), Ratio of Pair-Flow (RPF)	Simulation based	–	Normal and anomaly	[7]
ASVM	Average number of Flow packets, Average number of flow bytes, Variation of flow packets in the sampling interval, Variation of flow bytes per in the sampling interval, Average duration of traffics	Simulation based	300 Samples	Normal and anomaly	[8]
Hidden Markov Model (HMM)	length of the packet, source port, destination port, source IP address, and destination IP address	Simulation based	–	Normal and anomaly	[9]
K-means, SVM	packet count, byte count, duration	Simulation based	4400	Normal and anomaly	[10]
Random Forest	ten feature sets	KDD99	494,020 pieces, 10% training set	Normal and anomaly	[11]
C4.5, Bayesian Network (BayesNet), Decision Table (DT), and Naive-Bayes	–	LongTail	278,598	Normal and anomaly	[12]
SVM	Used 23 features, 29 features and another experiment apply all 41 features	KDD99	–	Normal and anomaly	[13]
Naive Bayes, K-Nearest neighbour, K-means and K-medoids	Only one feature	Taken from traced file obtained from TCP traffic between Lawrence Berkley Laboratory and the rest of the world.	–	Normal and abnormal	[14]
SVM	25 from 41 features	NSL-KDD	125973	Normal and abnormal	[15]
Hard thresholds With fuzzy control	Distribution of Inter-Arrival Time, Distribution of packet quantity per flows, Flow quantity to a server, Number of source IP addresses to a server, Total traffic volume counted in bytes to a server.	Log files collected from NetNam (Vietnamese ISP)	–	Normal and abnormal	[16]

TABLE I: Summary of related works for both ML-based simulation and ML-based public datasets.

ulation dataset. In these approaches, researchers established network topology with legitimate hosts to generate normal traffics, and other hosts act as pots to create attack traffics. They used public tools like *Scapy* or *hping3*, to simulate DoS attacks. The characteristic features, such as speed of source IP or speed of source port, flow packets *etc.* are extracted from the collected traffic for normal and malicious data separately. Then, all of these samples are random shuffling in a *.CSV* file to create the row data which are used in the training model. The learner model can be used later to classify the normal and intruded packets inside the SDN platform.

It is clear that these approaches are fast in its computation, and simple to analyze. However, it has many restrictions that can be summarized in the following discussion.

Firstly, the created dataset has a very small size and therefore, it is not enough to give accurate results (number of samples are few hundreds or few thousands in most cases). Additionally, the generated data contains only a few kinds of attacks. These attacks are not realistic to represent the diversity of anomalies that are present on the internet. The limitation of diversity in attack types helps the attacker to know the normal

behavior of the detection mechanism, and it can easily craft an attack to replicate this behavior.

Secondly, the number of extracted features are insignificant, and the small number of features are not enough to cover the behavior of all attacks. Furthermore, the used features for the learner module were extracted primarily from the packet header without further inspection of the payload data. The header field can be easily modified to look like normal ones. Typically, the attacker can easily implement malicious code inside the payload packets to cheat the detection systems such as Root to Local (R2L) attacks, and worm infections. As a result, they return a poor accuracy for detecting application-level attacks.

B. ML based public datasets

The work introduced in [11]–[16] is using public dataset to detect intrusion inside SDN environment. The selection of the proper dataset has a great impact in the evaluation of network intrusion detection systems (IDS). Unfortunately, most of the publicly available datasets are not realistic, and they lack variety in the type of attack to cover all trends

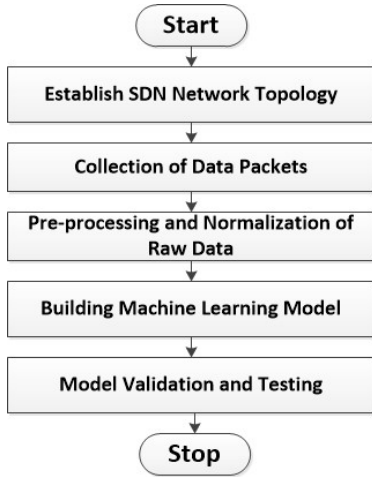


Fig. 1: The graph shows the sequential steps to create simulation dataset in SDN Network.

found in the internet today. One of the main reasons for these shortage returns to privacy and legal issues for the service providers to publish their network data. As a result, most of available datasets fail to give acceptable accuracy when deployed with intrusion systems. There are several datasets such as KDDCUP'99 [17], CICIDS2017 [18], ISCX2012 [19], Kyoto [20], LBNL [21], UMASS [22], CDX [23], ADFA [24], DEFCON [25] have been used for intrusion detection systems. For simplicity, we will evaluate different machine learning algorithms on NSL-KDD dataset, which is the modified version of KDDCUP'99 and produced to overcome the inherent problems of the KDDCUP'99 data set such as redundancy problem.

III. RESULTS AND DISCUSSIONS

In this section, we present our experimental results on a dataset of network attacks. We illustrate the non-linearity of the input feature space, and also benchmark several machine-learning based approaches on this dataset.

A. Dataset

The KDDCUP'99 is the original dataset that was mainly used by researchers for benchmarking purposes [26], [27]. This dataset was generated from the tcpdumps of DARPA Intrusion Detection System (IDS), and was created in Lincoln Lab. However, there are inherent several drawbacks in this dataset. Most of the observations in KDDCUP'99 dataset are highly redundant, and therefore similar observations occur in both training and testing set. In order to mitigate the drawback of this dataset, a new variant called NSL-KDD dataset [28] was released by Tavallae *et al.*. This new dataset do not contain the inherent demerits of KDDCUP'99, and is now used as the *de facto* benchmarking dataset by all researchers.

The NSL-KDD dataset contains 24 different type of attacks in its observation records. The dataset is divided into training set and testing set. They are referred as KDDTrain+ and

KDDTest+ for training and testing set respectively. A smaller subset comprising 20% of the entire records are present as separate files. They are called KDDTrain- and KDDTest- for training and testing sets respectively. In this paper, we consider all the attacks in a combined category of malicious traffic. We formulate our objective in this paper as a binary classification problem, wherein each observation in the NSL-KDD dataset is categorized as *legitimate* or *malicious* traffic.

B. Non-linearity of the feature space

Prior to the application of any machine-learning techniques, it is important to analyse the high-dimensional feature space generated by the dataset. We generate the original feature space by converting all the features in the dataset into corresponding feature vectors. We normalize all numerical features of the dataset in the range $[0, 1]$. The categorical features are converted to vectors using one-hot encoding.

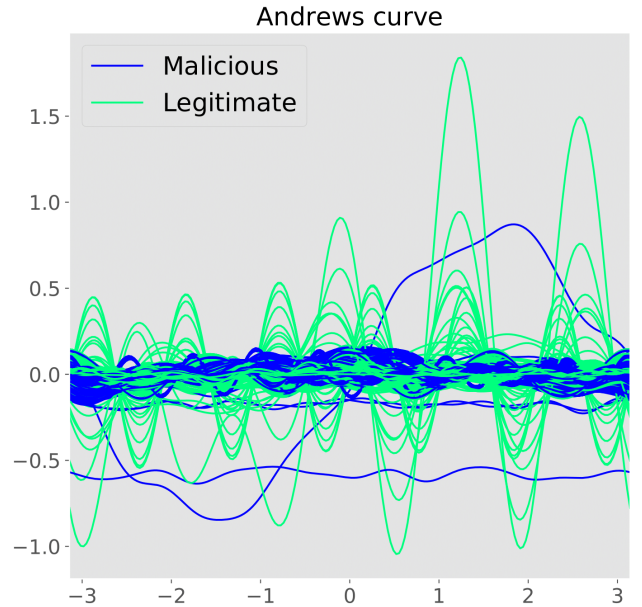


Fig. 2: We plot the Andrews curve for the NSL-KDD dataset. We observe that the data streams are highly intertwined with each other.

We attempt to analyse the non-linearity in this generated feature space by computing the Andrews curve in the NSL-KDD dataset. The Andrews plot is essentially a visual representation of the original high-dimensional feature space into two dimensions. It is computed by representing the original feature space as a finite Fourier series. Fig. 2 describes the Andrews curve plotted for the NSL-KDD dataset. Each observations in the dataset is represented by the individual curve. These individual curves are color coded based on the type of the traffic – *malicious* and *legitimate*. We clearly observe that the two type of curves are not clearly separated. The individual streams from the two categories are intertwined with each other. This indicates that there exists a high-degree of non-linearity in the feature space.

Furthermore, in order to further investigate the non-linearity nature of the feature space, we generate the t-Distributed Stochastic Neighbor Embedding (t-SNE) plot. Fig. 3 illustrates this. The t-SNE plot is a popular technique of dimensionality reduction technique, that is mostly used for visualizing high-dimensional feature space. We use this technique as a non-deterministic measure to cluster the malicious and legitimate traffic. We observe from Fig. 3 that the observations belonging to two classes are fairly separated after 1000 epochs. The data observations have a less overlapping nature for higher number of epochs, and are clustered in well-defined regions. This clearly indicates the presence of non-linearity in the original feature space. We can separate the two classes in the dataset, *only* via the use of non-linear dimensionality reduction techniques *viz.* t-SNE. t-SNE takes a long time for its computation to separate the different samples. We use Principal Component Analysis (PCA) to reduce the original feature dimension space from 122 to 20 features, to avoid any noise and speed up the t-SNE calculations.

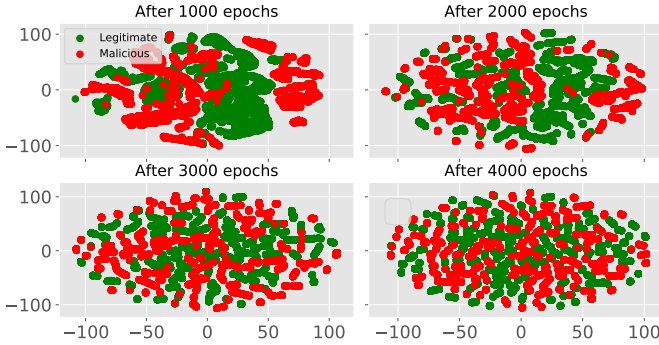


Fig. 3: We show the separation of normal and malicious traffic using a t-SNE plot. As t-SNE is a non-linear dimensionality reduction technique, we observe that the separation of the two classes is better in the two dimensional subspace.

C. Evaluation

In this paper, we deal with a binary classification problem, wherein we are interested to detect the malicious traffic in the dataset. Let us suppose that TP , TN , FP and FN denote the true positive, true negative, false positive and false negative respectively, while detecting attack samples in the dataset. We report the following metrics: precision, recall, F-score and accuracy values for the various benchmarking methods. These metrics are defined as:

$$\text{Precision} = \frac{TP}{TP + FP}, \quad (1)$$

$$\text{Recall} = \frac{TP}{TP + FN}, \quad (2)$$

$$\text{F-score} = \frac{2 \times \text{Precision} \times \text{Recall}}{\text{Precision} + \text{Recall}}, \quad (3)$$

$$\text{Accuracy} = \frac{TP + TN}{TP + TN + FP + FN}. \quad (4)$$

We benchmark the popular machine-learning methods and evaluate their performance in detecting attacks. We benchmark SVM [29], J48 [30], Naive Bayes [31] and Random Forest [32] in the NSL-KDD dataset. Table II summarises the results of the different approaches. We observe that the results on KDDTrain+ and KDDTest+ are in general better than that of KDDTrain- and KDDTest-. This is because models trained on a smaller dataset fail to converge in the limited number of samples. Also, we observe that J48 is the best performing approach, as compared to all benchmarking methods.

D. Discussion

The existing classical ML-based techniques have difficulties in detecting sophisticated attacks in large-scale network environments. Several challenges can cause poor classification results because of irrelevant features, and lack of labeled training data. These factors lead to the difficulties in detecting the attacks by using the classical ML methods.

Recently, deep learning (DL) is one of the most significant solution for solving the weaknesses of machine learning [33]. At present, many companies, such as Google, Microsoft, Facebook, have broadly used DL in different applications *i.e.* speech recognition, image processing. The vital part of DL techniques extract the intensive features automatically from unlabeled data records. Therefore, it can be applied in many cybersecurity tasks such as intrusion detection, traffic analysis *etc.* Deep learning can address large-scale network traffic using multiple processing layers to reconstruct the unknown structure in the input distribution. It finds a good representations of the input data, which is generally hard to obtain using traditional methods. Nowadays, deep learning algorithms such as recurrent neural network, deep belief network, restricted Boltzmann machine, and deep autoencoders attract the attention of research community and become a popular topic of research for dimensionality reduction issues. DL models have used in the development of IDS as they are capable of representing highlevel features into more abstract data features. Different studies attempted to select appropriate features for intrusion detection, and subsequently develop a learning model via an algorithm.

IV. CONCLUSION AND FUTURE WORK

In this paper, we have provided a detailed study of various approaches based on classical ML techniques that are used in detecting attacks in SDN. We perform our benchmarking experiments on NSL-KDD dataset, and explained why traditional machine-learning based methods fail to have a good performance. In the future, we will propose a DL-based framework that will have superior performance as compared to the state-of-the-art methods.

REFERENCES

- [1] Q. Yan, F. R. Yu, Q. Gong, and J. Li, "Software-defined networking (SDN) and distributed denial of service (DDoS) attacks in cloud computing environments: A survey, some research issues, and challenges," *IEEE Communications Surveys & Tutorials*, vol. 18, no. 1, pp. 602–622, 2015.

Dataset	Approach	Precision	Recall	F-score	Accuracy [in %]
KDDTrain+ and KDDTest+	SVM [29]	0.80	0.75	0.75	75.3
	J48 [30]	0.85	0.81	0.81	81.5
	Naive Bayes [31]	0.80	0.76	0.75	76.1
	Random Forest [32]	0.85	0.80	0.80	80.4
KDDTrain- and KDDTest-	SVM [29]	0.75	0.53	0.61	52.7
	J48 [30]	0.83	0.64	0.68	63.9
	Naive Bayes [31]	0.76	0.56	0.61	55.7
	Random Forest [32]	0.84	0.63	0.67	62.9

TABLE II: Evaluation of benchmarking machine-learning methods in NSL-KDD dataset. We evaluate their performance by computing the precision, recall, F-score and accuracy values.

- [2] B. Yuan, D. Zou, S. Yu, H. Jin, W. Qiang, and J. Shen, "Defending against flow table overloading attack in software-defined networks," *IEEE Transactions on Services Computing*, vol. 12, no. 2, pp. 231–246, 2016.
- [3] S. Dev, B. Wen, Y. H. Lee, and S. Winkler, "Ground-based image analysis: A tutorial on machine-learning techniques and applications," *IEEE Geoscience and Remote Sensing Magazine*, vol. 4, no. 2, pp. 79–93, 2016.
- [4] C. S. Nwosu, S. Dev, P. Bhardwaj, B. Veeravalli, and D. John, "Predicting stroke from electronic health records," in *Proc. 41st Annual International Conference of the IEEE Engineering in Medicine and Biology Society (EMBC)*, 2019.
- [5] A. Prakash and R. Priyadarshini, "An intelligent software defined network controller for preventing distributed denial of service attack," in *Proc. Second International Conference on Inventive Communication and Computational Technologies (ICICCT)*. IEEE, 2018, pp. 585–589.
- [6] D. Li, C. Yu, Q. Zhou, and J. Yu, "Using SVM to detect DDoS attack in sdn network," in *IOP Conference Series: Materials Science and Engineering*. IOP Publishing, 2018, vol. 466, p. 012003.
- [7] J. Ye, X. Cheng, J. Zhu, L. Feng, and L. Song, "A DDoS attack detection method based on SVM in software defined network," *Security and Communication Networks*, vol. 2018, 2018.
- [8] M. Myint Oo, S. Kamolphiwong, T. Kamolphiwong, and S. Vasupongayya, "Advanced support vector machine-(ASVM-) based detection for distributed denial of service (DDoS) attack on software defined networking (sdn)," *Journal of Computer Networks and Communications*, vol. 2019, 2019.
- [9] T. Hurley, J. E. Perdomo, and A. Perez-Pons, "HMM-based intrusion detection system for software defined networking," in *Proc. 15th IEEE International Conference on Machine Learning and Applications (ICMLA)*. IEEE, 2016, pp. 617–621.
- [10] A. S. da Silva, J. A. Wickboldt, L. Z. Granville, and A. Schaeffer-Filho, "ATLANTIC: A framework for anomaly traffic detection, classification, and mitigation in SDN," in *Proc. IEEE/IFIP Network Operations and Management Symposium*. IEEE, 2016, pp. 27–35.
- [11] C. Song, Y. Park, K. Golani, Y. Kim, K. Bhatt, and K. Goswami, "Machine-learning based threat-aware system in software defined networks," in *Proc. 26th international conference on computer communication and networks (ICCCN)*. IEEE, 2017, pp. 1–9.
- [12] S. Nanda, F. Zafari, C. DeCusatis, E. Wedaa, and B. Yang, "Predicting network attack patterns in SDN using machine learning approach," in *Proc. IEEE Conference on Network Function Virtualization and Software Defined Networks (NFV-SDN)*. IEEE, 2016, pp. 167–172.
- [13] P. Wang, K-M. Chao, H-C. Lin, W-H. Lin, and C-C. Lo, "An efficient flow control approach for SDN-based network threat detection and migration using support vector machine," in *Proc. IEEE 13th International Conference on e-Business Engineering (ICEBE)*. IEEE, 2016, pp. 56–63.
- [14] L. Barki, A. Shidling, N. Meti, DG Narayan, and M. M. Mulla, "Detection of distributed denial of service attacks in software defined networks," in *Proc. International Conference on Advances in Computing, Communications and Informatics (ICACCI)*. IEEE, 2016, pp. 2576–2581.
- [15] A. Alshamrani, A. Chowdhary, S. Pisharody, D. Lu, and D. Huang, "A defense system for defeating DDoS attacks in SDN based networks," in *Proc. 15th ACM International Symposium on Mobility Management and Wireless Access*. ACM, 2017, pp. 83–92.
- [16] J. Smith-perrone and J. Sims, "Securing cloud, SDN and large data network environments from emerging DDoS attacks," in *Proc. 7th International Conference on Cloud Computing, Data Science & Engineering-Confluence*. IEEE, 2017, pp. 466–469.
- [17] A. Aggarwal, "The UCI KDD archive," <http://kdd.ics.uci.edu>, July 1999.
- [18] I. Sharafaldin, A. H. Lashkari, and A. A. Ghorbani, "Toward generating a new intrusion detection dataset and intrusion traffic characterization," in *ICISSP*, 2018, pp. 108–116.
- [19] Canadian Institute for Cybersecurity, "Intrusion detection evaluation dataset (ISCXIDS2012)," <http://www.unb.ca/cic/datasets/ids.html>.
- [20] J. Song, H. Takakura, Y. Okabe, M. Eto, D. Inoue, and K. Nakao, "Statistical analysis of honeypot data and building of kyoto 2006+ dataset for NIDS evaluation," in *Proc. First Workshop on Building Analysis Datasets and Gathering Experience Returns for Security*. ACM, 2011, pp. 29–36.
- [21] B. Nechaev, M. Allman, V. Paxson, and A. Gurtov, "Lawrence berkeley national laboratory (LBNL)/ICSI enterprise tracing project," *Berkeley, CA: LBNL/ICSI*, 2004.
- [22] J. O. Nehinbe, "A critical evaluation of datasets for investigating IDSs and IPSs researches," in *Proc. 10th International Conference on Cybernetic Intelligent Systems (CIS)*. IEEE, 2011, pp. 92–97.
- [23] B. Sangster, T. O'Connor, T. Cook, R. Fanelli, E. Dean, C. Morrell, and G. J. Conti, "Toward instrumenting network warfare competitions to generate labeled datasets," in *CSET*, 2009.
- [24] G. Creech and J. Hu, "Generation of a new ids test dataset: Time to retire the KDD collection," in *Proc. IEEE Wireless Communications and Networking Conference (WCNC)*. IEEE, 2013, pp. 4487–4492.
- [25] The Shmoo Group., "Defcon 8, 10 and 11.," <http://cctf.shmoo.com/>, July.
- [26] N. Shone, T. N. Ngoc, V. D. Phai, and Q. Shi, "A deep learning approach to network intrusion detection," *IEEE Transactions on Emerging Topics in Computational Intelligence*, vol. 2, no. 1, pp. 41–50, 2018.
- [27] A. Dawoud, S. Shahrstani, and C. Raun, "Deep learning for network anomalies detection," in *Proc. International Conference on Machine Learning and Data Engineering (iCMLDE)*. IEEE, 2018, pp. 149–153.
- [28] M. Tavallae, E. Bagheri, W. Lu, and A. A. Ghorbani, "A detailed analysis of the KDD CUP 99 data set," in *Proc. IEEE Symposium on Computational Intelligence for Security and Defense Applications*. IEEE, 2009, pp. 1–6.
- [29] Y. Tian, Y. Shi, and X. Liu, "Recent advances on support vector machines research," *Technological and Economic Development of Economy*, vol. 18, no. 1, pp. 5–33, 2012.
- [30] G. Kaur and A. Chhabra, "Improved J48 classification algorithm for the prediction of diabetes," *International Journal of Computer Applications*, vol. 98, no. 22, 2014.
- [31] I. Rish et al., "An empirical study of the naive bayes classifier," in *Proc. IJCAI workshop on empirical methods in artificial intelligence*, 2001, vol. 3, pp. 41–46.
- [32] E. Goel, Er. Abhilasha, E. Goel, and E. Abhilasha, "Random forest: A review," *International Journal of Advanced Research in Computer Science and Software Engineering*, vol. 7, no. 1, 2017.
- [33] R. Chalopathy and S. Chawla, "Deep learning for anomaly detection: A survey," *arXiv preprint arXiv:1901.03407*, 2019.