

Distilling Effective Supervision from Severe Label Noise

Zizhao Zhang, Han Zhang, Sercan Ö. Arik, Honglak Lee, Tomas Pfister
Google AI

{zizhaoz, zhanghan, soarik, honglak, tpfister}@google.com

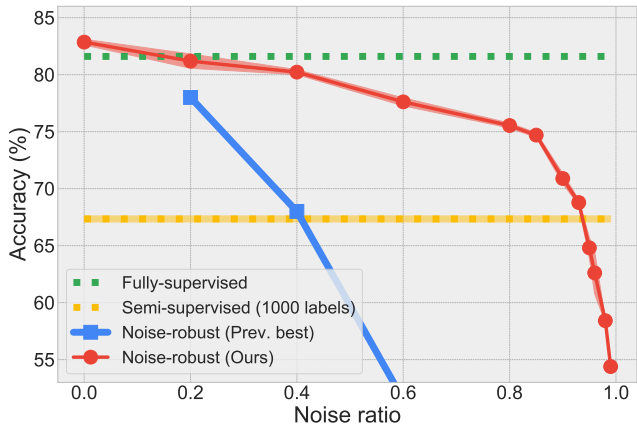
Abstract

Collecting large-scale data with clean labels for supervised training of neural networks is practically challenging. Although noisy labels are usually cheap to acquire, existing methods suffer a lot from label noise. This paper targets at the challenge of robust training at high label noise regimes. The key insight to achieve this goal is to wisely leverage a small trusted set to estimate exemplar weights and pseudo labels for noisy data in order to reuse them for supervised training. We present a holistic framework to train deep neural networks in a way that is highly invulnerable to label noise. Our method sets the new state of the art on various types of label noise and achieves leading performance on large-scale datasets with real-world label noise. For instance, on CIFAR100 with a 40% uniform noise ratio and only 10 trusted labeled data per class, our method achieves $80.2 \pm 0.3\%$ classification accuracy, where the error rate is only 1.4% higher than a neural network trained without label noise. Moreover, increasing the noise ratio to 80%, our method still maintains a high accuracy of $75.5 \pm 0.2\%$, compared to the previous best accuracy 48.2%. The source code of this method will be released.

1. Introduction

Training deep neural networks usually requires large-scale labeled data. However, the process of data labeling by humans is challenging and expensive in practice, especially in domains where expert annotators are needed such as medical imaging. Noisy labels are much cheaper to acquire (e.g., crowd-sourcing, web search, etc.). Thus, a great number of methods have been proposed to improve neural network training from datasets with noisy labels to take advantage of the cheap labeling practices [45]. However, deep neural networks have high capacity for memorization. When noisy labels become prominent, neural networks inevitably overfit noisy labeled data [43, 34].

To overcome this problem, we argue that building the dataset wisely is necessary. Most methods consider the setting where the entire training dataset is acquired with the



Ratio	0.85	0.9	0.93	0.95	0.96	0.98	0.99
mean	74.7	70.9	68.8	64.8	62.6	58.4	54.4
std	0.21	0.45	0.26	0.91	1.85	0.16	0.29

Figure 1: Image classification results on CIFAR100. Fully-supervised denotes a model trained with all data without label noise. Noise-robust (prev. best) denotes the previous best results for noisy labels (50 trusted data per class are used by this method). 10 trusted data per class are available for Semi-supervised and Noise-robust (ours). The bottom table provides the accuracy of settings over 80% noise ratios. Semi-supervised is our improved version of Mix-Match [3]. Our method outperforms Semi-supervised at up to a 95% noise ratio. See Section 5.4 for more details.

same labeling quality. However, it is often practically feasible to construct a small dataset with human-verified labels, in addition to a large-scale noisy training dataset. If the methods based on this setting can demonstrate high robustness to noisy labels, new horizons can be opened in data labeling practices [20, 39]. There are a few recent methods that demonstrate good performance by leveraging a small trusted dataset while training on a large noisy dataset, including learning weights of training data [16, 31], loss correction [15], and knowledge graph [24]. However, these methods either require a substantially large trusted set or become ineffective at high noise regimes. In contrast,

our method maintains superior performance with remarkably smaller size of the trusted set (e.g., the previous best method [16] uses up to 10% of the total training data while our method achieves superior results with as low as 0.2%).

Given a small trusted dataset and large noisy dataset, there are two common machine learning approaches to train neural networks. The first is noise-robust training, which needs to handle label noise effects as well as distill correct supervision from the large noisy dataset. Considering the possible harmful effects from label noise, the second approach is semi-supervised learning, which discards noisy labels and treats the noisy dataset as a large-scale unlabeled dataset. In Figure 1, we compare methods of the two directions under such setting. We can observe that the advanced noise-robust method is inferior to semi-supervised methods even with a 50% noise ratio (i.e., they cannot utilize the many correct labels from the other data), motivating the necessity for further investigation of noise-robust training. This also raises a practically interesting question: Should we discard noisy labels and opt in semi-supervised training at high noise regimes for model deployment?

Contributions: In response to this question, we propose a highly effective method for noise-robust training. Our method wisely takes advantage of a small trusted dataset to optimize exemplar weights and labels of mislabeled data in order to distill effective supervision from them for supervised training. To this end, we generalize a meta re-weighting framework and propose a new meta re-labeling extension, which incorporates conventional pseudo labeling into meta optimization. We further utilize the probe data as anchors to reconstruct the entire noisy dataset using learned data weights and labels and thereby perform supervised training. Comprehensive experiments show that even with extremely noisy labels, our method demonstrates greatly superior robustness compared to previous methods (Figure 1). Furthermore, our method is designed to be model-agnostic and generalizable to a variety of label noise types as validated in experiments. Our method sets new state of the art on CIFAR10, CIFAR100 by a large margin and achieves leading performance on the large-scale WebVision, Clothing1M, and Food101N datasets with real-world label noise.

2. Related Work

In supervised training, overcoming noisy labels is a long-term problem [11, 38, 22, 27, 41], especially important in deep learning. Our method is related to the following discussed methods and directions.

Re-weighting training data has been shown to be effective [25]. However, estimating effective weights is challenging. [31] proposes a meta learning approach to directly optimize the weights in pursuit of best validation performance. [16] alternatively uses teach-student curriculum learning to weigh data. [12] uses two neural networks to co-

train and feed data to each other selectively. [1] models per sample loss and corrects the loss weights. Another direction is modeling confusion matrix for loss correction, which has been widely studied in [33, 28, 35, 29, 1]. For example, [15] shows that using a set of trusted data to estimate the confusion matrix has significant gains.

The approach of estimating pseudo labels of noisy samples is another direction and has close relationship with semi-supervised learning [24, 34, 36, 13, 18]. Along this direction, [30] uses bootstrapping to generate new labels. [22] leverages the popular MAML meta framework [10] to verify all label candidates before doing actual training. Besides pseudo labels, building connections to semi-supervised learning has been recently studied [17]. For example, [14] proposes to use mixup to directly connect noisy and clean data, which demonstrates the importance of regularization for robust training. [14, 1] uses mixup [44] to augment data and demonstrates clear benefits. [9, 17] identifies mislabeled data first and then conducts semi-supervised training.

3. Background

Reducing the loss weight of mislabeled data has been shown effective in noise-robust training. Here we briefly introduce a meta learning based re-weighting (L2R) method [31], serving as a base for the proposed method.

3.1. Meta Re-weighting

Given a dataset of N inputs with noisy labels $D_u = \{(x_i, y_i), 1 < i < N\}$ and also a small dataset of M of samples with trusted labels $D_p = \{(x_i, y_i), 1 < i < M\}$ (i.e., probe data), where $M \ll N$. The objective function of training neural networks can be represented as a weighted cross-entropy loss:

$$\Theta^*(\omega) = \arg \min_{\Theta} \sum_{i=1}^N \omega_i L(y_i, \Phi(x_i; \Theta)), \quad (1)$$

where ω is a vector that its element ω_i gives the weight for the loss of one training sample. $\Phi(\cdot; \Theta)$ is the targeting neural network that outputs the class probability and $L(y_i, \Phi(x_i; \Theta))$ is the standard softmax cross-entropy loss for each training data pair (x_i, y_i) . We omit Θ in $\Phi(x_i; \Theta)$ frequently for conciseness.

Treating ω as learnable parameters, the meta step behaves like a probe to seek for the optimal ω for each training data in D_u such that the trained model using Equation (1) can minimize the error on the probe data D_p [31], measured by the cross-entropy loss L on D_p (we denote as L^p). Note that it is computationally expensive to find optimal ω^* since each update step of it requires training the model until converge before measuring L^p . In practice, it is possible to use an online approximation [31, 10]

to perform a single meta gradient-descent step $\Theta_{t+1}(\omega) = \Theta_t - \alpha \nabla_{\Theta} \sum_i^N \omega_i L(y_i, \Phi(x; \Theta_t))$, where α is the step size. The optimization of ω is defined as

$$\omega_t^* = \arg \min_{\omega, \omega \geq 0} \frac{1}{M} \sum_i^M L^p(y_i, \Phi(x_i; \Theta_{t+1}(\omega))), \quad (2)$$

$$s.t. \sum_j \omega_{t,j} = 1.$$

The re-weighting coefficients can be obtained by gradient descent $\omega^* \approx \omega_0 - \nabla_{\omega} L^p|_{\omega=\omega_0}$ and then normalization to satisfy the constraints of ω in Equation (2). The method expects that the optimized ω^* coefficients should assign low weight values to mislabeled data to isolate mislabeled data from clean data. Note that since $\Theta_{t+1}(\omega)$ is a function of ω , the optimization of ω using L^p is based on second-order back-propagation [31].

4. Proposed Method

Besides estimating exemplar weights from the noisy data, it is also important to estimate the correct labels via re-labeling process. We informally call this process as estimation of ‘‘Data Coefficients’’ (i.e., exemplar weights and corrected labels), which are two major information for constructing supervised training. We present a generalized meta re-labeling framework to estimate data coefficients via meta optimization.

The motivation of studying re-labeling is straightforward. When the noise ratio is high, a significant amount of data would be discarded and thereby would make no contribution to the model training. To address this inefficiency, it is necessary to enable the reuse of mislabeled data to improve performance at high noise regimes. Different from pseudo labeling in semi-supervised learning [18], a portion of labels in noisy datasets are correct. Thus, distilling them effectively bring extra benefits. In contrast to previous pseudo labeling noise-robust methods [22], our proposed method constructs a differentiable pseudo re-labeling objective and lets models to adaptively find best choices online efficiently.

4.1. Initial pseudo label estimator

Utilizing the pseudo labels for unlabeled training data is widely studied for semi-supervised learning [18, 34, 18]. Pseudo labels are usually inferred by the model predictions. However, neural network predictions can be unstable to input perturbations [46, 2]. If perturbations of an input result in diverse model predictions, we should not trust the predictions as pseudo labels. A recent semi-supervised learning method [3] considers this principle. We adopt this simple technique to initialize the pseudo label, which is given by

averaging predictions of different input perturbations:

$$g(x, \Phi)_i = Pr_i^{\frac{1}{\tau}} / \sum_j Pr_j^{\frac{1}{\tau}}, \quad (3)$$

$$\text{where } Pr = \frac{1}{K} (\Phi(x) + \sum_{k=1}^{K-1} \Phi(\hat{x}_k))$$

where \hat{x}_k is k -th random augmentations of input x . $g(x)$ is the estimated pseudo label of x , where g_i represents the i -th class probability. τ is a softmax temperature scaling factor used to sharpen the pseudo label distribution ($\tau = 0.5$ in this paper).

4.2. Improved pseudo labels

To make pseudo labels effective for supervised training eventually, the distribution of pseudo labels needs to be sharp and consistent across augmented versions of inputs. If the predictions of input augmentations are inconsistent to each other, averaging them with Equation (3) would cause their contributions to cancel out, yielding a flattened pseudo label distribution. From this insight, reducing the inconsistency of predictions of augmentations is necessary. Therefore, we propose to improve pseudo label estimation by incorporating a KL-divergence loss

$$\min_{\Theta} L_{\text{KL}} = \frac{1}{N} \sum_i^N \text{KL}(\Phi(x_i; \Theta) || \Phi(\hat{x}_i; \Theta)), \quad (4)$$

which penalizes inconsistency of arbitrary input augmentations \hat{x}_i of x_i . The effectiveness of this loss is studied in experiments.

4.3. Meta re-labeling

For each training data x , we now have initial pseudo label $g(x, \Phi)$ and its original label y . We formulate the problem of re-labeling as finding the best selection of the two candidates for each data efficiently to reduce the error of the probe data most. Based on the meta re-weighting idea [31], we propose a new objective that combines the estimation of data coefficients efficiently:

$$\Theta^*(\omega, \lambda) = \arg \min_{\Theta} \sum_{i=1}^N \omega_i L(\mathcal{P}(\lambda_i), \Phi(x_i; \Theta)), \quad (5)$$

$$\mathcal{P}(\lambda_i) = \lambda_i y_i + (1 - \lambda_i) g(x_i, \Phi) \quad s.t. \quad 0 \leq \lambda_i \leq 1,$$

where \mathcal{P} is a function of parameter λ_i that is differentiable. In the meta step, λ_i is designed to aggregate the original labels and the pseudo labels, which simplifies the back-propagation.

Similar to how re-weighting works with second-order back-propagation, we can back-propagate the model using

the loss L^p on the probe data to optimize re-labeling coefficients λ_i^* . In our implementation, we calculate the sign of its gradient for each data x_i and rectify it:

$$\lambda_i^* = \left[\text{sign} \left(- \frac{\partial}{\partial \lambda_i} \mathbb{E}[L^p |_{\lambda=\lambda_0, \omega=\omega_0}] \right) \right]_+ \quad (6)$$

The motivation to use the (rectified) sign of the gradient instead of $\lambda \approx \lambda_0 - \nabla_{\lambda} L^p |_{\lambda=\lambda_0}$ (as how ω^* is calculated) are two folds: 1) $\nabla_{\lambda} L^p$ would become very small at later learning stage when pseudo labels are close to real labels (see Appendix for mathematical illustration) and 2) simply aggregating y_i and $g(x_i, \Phi)$ using scalar $(\lambda_0 - \nabla_{\lambda} L^p)$ would make resulting pseudo label distribution not sufficiently sharp for supervised training. Therefore, our method proposes to obtain the final pseudo labels as

$$y_i^* = \begin{cases} y_i, & \text{if } \lambda_i^* > 0 \\ g(x_i, \Phi), & \text{otherwise} \end{cases} \quad (7)$$

After the meta step, we add two cross-entropy losses with respective to optimal ω_i^* and y_i^* ,

$$\begin{aligned} L_{\omega^*} &= \sum_i^N \omega_i^* L(\mathcal{P}(\lambda_0), \Phi(x_i; \Theta)), \\ L_{\lambda^*} &= \sum_i^N \omega_0 L(y_i^*, \Phi(x_i; \Theta)), \end{aligned} \quad (8)$$

Similar to L2R, we use momentum SGD for model training. L2R sets $\omega_0 = 0$ and uses naive gradient descent to estimate perturbation around ω . In contrast, we compute the meta step model parameters Θ_{t+1} by calculating the exact momentum update direction using momentum states of the SGD optimizer¹.

4.4. Supervised training

Given estimated data coefficients using probe data, we further leverage the effectiveness of it to construct supervised training. When introducing probe data for supervised training, appropriate regularizations are important to prevent overfitting on the probe data and the consequent failure of meta optimization (i.e., when L^p in Equation (6) gets very small).

We divide the data as either possibly-mislabeled (which are assigned with pseudo labels) or possibly-clean (which are assigned with original labels) using the binary criterion $\mathbb{I}(\omega_i < T)$, where T is a scalar threshold. We treat the probe data as anchors to pair each training data and apply mixup [44]. In this way, the model never sees the original probe data directly but the interpolated point between

¹For each training batch, we set initial the values as $\omega_0 = 1/B$ (where B is the batch size), treating each data equally. We use $\lambda_0 = 0.9$ (mostly uses original labels) based on the observation of better performance.

Algorithm 1: A training step of our method at time step t

Input: Current model parameters Θ^t , A batch of training data X_u from D_u , a batch of probe data X_p from D_p , loss weight k and p , threshold T

Output: Updated model parameters Θ^{t+1}

- 1 Generate the augmentation \hat{X}_u of X_u .
- 2 Estimate the pseudo labels via $g(x_u, \Phi), x_u \sim X_u \cup \hat{X}_u$ (Section 4.1 & 4.2).
- 3 Compute optimal data coefficients λ^* and ω^* via the meta step (Section 4.3).
- 4 Split the training batch X_u (also corresponding \hat{X}_u) to possible clean batch X_u^c and possible mislabeled batch X_u^u using the binary criterion $\mathbb{I}(\omega^* < T)$.
- 5 Construct the joint batch set (Section 4.4),

$$X_p \cup X_u^u \cup X_u^c \cup \hat{X}_u^u \cup \hat{X}_u^c,$$

where $\hat{X}_u^u \cup X_u^u$ uses pseudo labels estimated by $g(\cdot, \Phi)$.

- 6 Compute the total loss for model update

$$L_{\omega^*} + L_{\lambda^*} + L_{\beta}^p + p L_{\beta}^u + k L_{\text{KL}}.$$

- 7 Conduct one step stochastic gradient descent to obtain Θ^{t+1} .
-

probe and training data, which can reduce overfitting on the probe data. In detail, we construct supervised cross-entropy losses on the mixed data in the form of convex combinations using the data and their labels given a mixup factor β : $\text{Mix}_{\beta}(a, b) = \beta a + (1 - \beta)b$, $\beta \sim \text{Beta}(0.5, 0.5)$. In detail, for each data x_a in the concatenated data pool in $D_p \cup \hat{D}_u \cup D_u$, we apply pairwise mixup between the input batch and its random permutation,

$$\begin{aligned} x_{\beta} &= \text{Mix}_{\beta}(x_a, x_b), \quad y_{\beta} = \text{Mix}_{\beta}(y_a, y_b), \\ \text{where } \{ &(x_a, y_a), (x_b, y_b) \in D_p \cup \hat{D}_u \cup D_u \}, \end{aligned} \quad (9)$$

where \hat{D}_u is the augmented copy of D_u (which is used by Equation (3)). In detail, we introduce two softmax cross-entropy losses: L_{β}^p for resulting mixed data when $x_a \sim D_p$ is from probe data and L_{β}^u when $x_a \sim \hat{D}_u \cup D_u$. The experiments show that our approach can reduce the probe data size to one sample per class.

4.5. End-to-end training process

Our training approach is end-to-end in one stage. A single gradient descent step can be structured in three sub-steps, meta-optimize data coefficients, construct augmented

Table 1: Validation accuracy on CIFAR10 with uniform noise. M denotes the number of trusted (probe) data used. 0.01k indicates 1 image per class. For reference, vanilla training of WRN28-10/ResNet29 leads to 96.1%/92.7% accuracy. * indicates results trained by us.

Method	M	Noise ratio			
		0	0.2	0.4	0.8
GCE [45]	-	93.5	89.9±0.2	87.1±0.2	67.9±0.6
MentorNet DD [16]	5k	96.0	92.0	89.0	49.0
RoG [19]	-	94.2	87.4	81.8	-
L2R [31]	1k	96.1	90.0±0.4*	86.9±0.2	73.0±0.8*
Arazo <i>et al.</i> [1]	-	93.6	94.0	92.0	86.8
Ours-RN29	0.1k	94.4	92.9±0.2	92.5±0.5	85.6±1.1
Ours	0.01k	96.8	95.4±0.6	94.5±1.0	87.9±5.1
Ours	0.05k	96.8	96.4±0.0	95.5±0.6	91.8±3.0
Ours	0.1k	96.8	96.2±0.2	95.9±0.2	93.7±0.5

Table 2: Validation accuracy on CIFAR100 with uniform noise. Standard training of WRN28-10/RN29 leads to 81.6%/71.3% accuracy. 0.1k indicates 1 image per class.

Method	M	Noise ratio			
		0	0.2	0.4	0.8
GCE [45]	-	81.4	66.8±0.4	61.8±0.2	47.7±0.7
MentorNet [16]	5k	79.0	73.0	68.0	35.0
L2R [31]	1k	81.2	67.1±0.1*	61.3±2.0	35.1±1.2*
Arazo <i>et al.</i> [1]	-	70.3	68.7	61.7	48.2
Ours-RN29	1k	70.3	69.3±0.5	67.0±0.8	60.7±1.0
Ours	0.1k	83.0	77.4±0.4	75.1±1.1	62.1±1.2
Ours	0.5k	83.0	80.4±0.5	79.6±0.3	73.6±1.5
Ours	1k	83.0	81.2±0.7	80.2±0.3	75.5±0.2

Table 3: Asymmetric noise on CIFAR10.

Method	Noise ratio		
	0.2	0.4	0.8
GCE [45]	89.5±0.3	82.3±0.7	-
LC [29]	89.1±0.5	83.6±0.3	-
Ours-RN29	92.7±0.2	90.2±0.5	78.9±3.5
Ours	96.5±0.2	94.9±0.1	79.3±2.4

data, and update the model using aggregated losses. Algorithm 1 illustrates a complete training step and specifies the joint objectives and their coefficients.

5. Experiments

5.1. Implementation details and experimental setup

Here we discuss training details and hyperparameters that are shown to be useful for our experiments.

Model training: We adopt the Cosine learning rate de-

Table 4: Experiments with semantic noise where labels are generated by a neural network trained on limited data. The resulting noise ratio is shown in parentheses.

Method	CIFAR10 (34%)	CIFAR100 (37%)
RoG [19]	70.0	53.6
L2R* [31]	71.0	56.9
Ours-RN29	81.8	65.1
Ours	88.3	73.7

cay with warm restarting [26]². In detail, we selected models at the lowest learning rate before 200 epochs for reporting result. We observe 3%-5% accuracy improvement on CIFAR datasets compared with the standard learning rate decay schedule (i.e., as used by L2R [31]), especially at large noise ratios. Figure 2 compares the training curves.

²This learning rate schedule restarts from a larger value after each “cosine” cycle, so it yields a training curve with repeated ‘jag’ shapes (see Figure 2). We set the initial cycle length to be one epoch, and after then cycle length increases by a factor of 1.5 and meanwhile the restart learning rate decreases by a factor of 0.9 as described in [26].

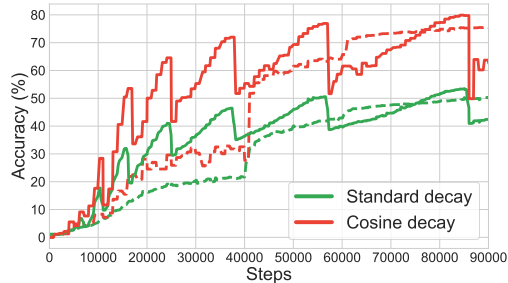


Figure 2: Comparison with standard learning rate decay strategy. We use the commonly accepted setting (also used by L2R): the initial learning rate is 0.1, the learning rate decays to previous 0.1x at 40K and 50K steps. We show the training curves on CIFAR10 with 40% uniform label noise. Dotted and solid lines are evaluation and training accuracy curves, respectively.

Although it works particularly well in our method, we do not observe strong benefit for either training vanilla neural networks or training L2R. Further investigation are left as future work.

Augmentation: Augmentation generates pixel-level perturbations on the original training inputs, which plays a critical role in Equation (3) and (4). We use the recently-proposed data augmentation technique based on policy-based augmentation (PA), AutoAugment [5], in our experiments. PA includes data processes of (policy augmentation \rightarrow flip \rightarrow random crop \rightarrow cutout [8]). In detail, for each input image, we first generate one standard augmentation (random crop and horizontal flip) and then apply PA to generate K random augmentations on top of the standard one. We fix $K = 2$ augmentations in our experiments. We further analyze the effects of learned policies and random policies (i.e., with no learning required) in Section 6.

5.2. CIFAR noisy label experiments

For all CIFAR experiments, we set $T = 1$, $p = 5$, $k = 20$. The models are trained on a single NVIDIA V100 GPU. Standard deviation are obtained over 3 runs with random seeds (random probe data). We compare the proposed method against several recent methods, which have achieved leading performance in public benchmarks. Similar to L2R, we use the Wide ResNet (WRN28-10) [42] as default, unless specified otherwise for fair comparison.

Common random label noise: Table 1 compares the results for CIFAR10 with uniform noise ratios of 0.2, 0.4, and 0.8. We also test our method using ResNet29 (RN29)³, which is much smaller than ones used by compared methods. Our method yields 96.5% accuracy at 20% noise ra-

³For ResNet29 we use in this paper, we follow this pre-activation (v2) implementation https://github.com/keras-team/keras/blob/master/examples/cifar10_resnet.py, which contains 0.84M parameters.

tio and 94.7% accuracy at 80% noise ratio, demonstrating nearly noise-invulnerable performance. It still achieves the best performance with ResNet29. We also train our full method with 0% noise as reference, which even outperforms the results with vanilla training (see captions of Table 1). These results show that our proposed method possibly provides additional forms of regularization to improve generalization. Table 2 compares the results in CIFAR100 with uniform noise ratios of 0.2, 0.4, and 0.8. Additionally, we test our method with 10 images, 5 images and the extreme case of 1 image per class as probe data. MentorNet uses 5k clean images (50 per class) while our method reduces this number by up to 50x and maintains outperformed accuracy.

Semantic label noise: Next, we test our method on more realistic noisy settings on CIFAR. By default, 10 images per class are used as probe data. First, Table 3 compares the results on CIFAR10 with asymmetric noise ratios of 0.2, 0.4, and 0.8. Asymmetric noise is known as a more realistic setting because it corrupts semantically-similar classes (e.g., truck and automobile, or bird and airplane) [29]. Second, we follow RoG [19] to generate semantically noisy labels by using a trained VGG-13 [32] on 5% of CIFAR10 and 20% of CIFAR100⁴. Table 4 reports the compared results.

Open-set noise: Open-set is a unique type of noise that occurs in images rather than labels. We test our method on three kinds of open-set noisy labels (this setting replaces images to out-of-distribution images of the same labels [37]) in Table 5. In all semantic noise settings, our method consistently outperforms the compared methods with a significant margin. From baseline comparison of supervised training in Table 5, we can see model capacity is beneficial for performance. However, L2R, which uses WRN28-10, does not outperform its backbone, which implies that data re-weighting only is not effective in dealing with open-set noise. Our method remains the best scores, demonstrating constant robustness.

5.3. Large-scale real-world experiments

WebVision [23] is a large-scale dataset which consists of real-world noisy labels. It contains 2.4 million images and shares the 1000 classes of ImageNet [7]. We follow [16] to create a mini version of WebVision, which includes the Google subset images of the top 50 classes. We train all models using the WebVision training set and evaluate on the ImageNet validation set. We modify $p = 4$ and $k = 8$ for mini and 0.4 for full. The default architecture is InceptionResNetv2, the same as compared methods. We also test a smaller ResNet-50. To create the probe dataset, we split 10 images per class from the ImageNet training data. We only observe slight ($<0.5\%$) gain when we train InceptionResNetv2/ResNet-50 by adding the probe data in

⁴We directly use the data provided by RoG authors. VGG-13 the hardest setting.

Table 5: Open-set noise on CIFAR10. Each column indicates where the noisy out-of-distribution images are from. RoG uses DenseNet-100 and L2R uses WRN28-10. We run the baseline for better comparison (the first block of the table).

Method	CIFAR100	CIFAR100+ImageNet	ImageNet
RN29	77.8	80.3	84.4
DenseNet-100 [19]	79.0	86.7	81.6
WRN28-10	82.8	84.7	88.7
L2R [31]	81.8	81.3	85.0
RoG [19]	83.4	87.1	84.4
Ours-RN29	86.4	87.4	90.0
Ours	92.3	93.0	94.0

Table 6: Large-scale WebVision experiments on mini and full versions. The top-1/top-5 accuracy on the ImageNet validation set are reported.

Method	mini	full
Co-teaching [12]	61.5/84.7	-
Chen <i>et al.</i> [4]	61.6/85.0	-
MentorNet [16]	63.8/85.8	64.2/84.8
Ours-RN50	78.0/94.4	65.8/85.8
Ours	80.0/94.9	69.0/88.3

Table 7: Clothing1M experiments.

Method	Accuracy
Cross-entropy [34]	68.94
Joint-Optim [34]	72.23
MLNT [22]	73.47
PENCIL [41]	73.49
Ours-RN50	77.21

Table 8: Food101N experiments.

Method	Accuracy
ResNet50 [21]	81.44
CleanNet [21]	83.95
Self-Learning [13]	85.11
Ours-RN50	87.57

training data. As shown in Table 6, our method significantly outperforms compared methods.

Clothing1M [39] and Food101N [21] are another two large-scale datasets with real-world noisy labels. We follow their specific settings and train our method to compare with previous methods. Both datasets contains a human verified subset, which is used as probe data. We use ResNet50 with random initialization. Image size is 224x224. The results are shown in Table 7 and Table 8, respectively.

5.4. Comparison to semi-supervised learning

We compare our method to one of the advanced semi-supervised learning methods, MixMatch [3], and verify how

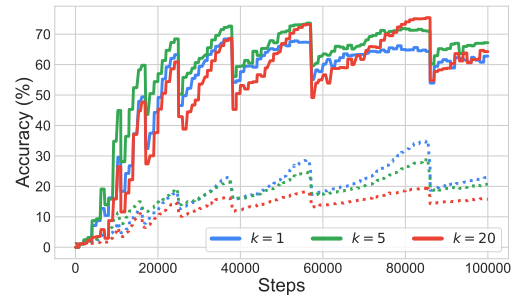


Figure 3: Training curves on CIFAR100 with uniform 80% label noise under different L_{KL} loss weight k (defined in Algorithm 1). Dotted are solid lines are train and evaluation accuracy curves, respectively. Since the noise ratio is 80%, the average training accuracy is expected to be lower than 20%, otherwise the model starts to overfit. When we use a small k , the model becomes to overfit after 70k iterations.

much useful information our method can distill from mislabeled data. Figure 1 shows the comparisons and Table 9 reports the detailed results. Given the same trusted set (probe data), our method largely improves the semi-supervised accuracy given 80% label noise ratio on CIFAR100. Additionally, the proposed technique (i.e., KL-loss in Section 4.2) improves pseudo labeling so it is supposed to be useful for the compared MixMatch. As shown in Table 9, it is interesting to find out that our extension (denoted as MixMath-KL) shows remarkable benefits for semi-supervised learning, for example, it improves accuracy from 34.5% to 57.6%.

6. Ablation Studies and Discussions

Here we study the individual objective components and their importance. Table 10 summarizes the ablation study results (referred to as M-#) and we discuss them below.

The effects of L_{KL} : Based on our empirical observations, L_{KL} plays an important role in preventing neural networks from overfitting to samples with wrong labels, especially at extreme noise ratios. M-4 shows results without L_{KL} . Figure 3 shows the training curves with different coefficient k for L_{KL} . At around 80k iteration, the curve of

Table 9: A comparison to semi-supervised methods and our semi-supervised extension (MixMatch-KL). MixMatch and MixMatch-KL* use WRN-28-2. 10 labeled data per class are used for semi-supervised training and the probe data of our method. Previous best scores for this task are compared.

Dataset	Semi-supervised			Noise-robust (80% noise)	
	MixMatch [3]	MixMatch-KL*	MixMatch-KL	Prev. best [1]	Ours
CIFAR10	51.2	92.4±0.7	94.5±0.3	86.8	93.7±0.5
CIFAR100	34.5	57.6±0.4	67.3±0.3	48.2	75.2±0.2

Table 10: Ablation study on CIFAR100. ✓/✗ indicates the corresponding component is enabled/disabled. So M-1 is equal to L2R; M-5 is the full method. Abbreviations are defined in text.

#	Component				Noise ratio	
	L_{KL}	L_{β}	PA	λ	0.4	0.8
1					64.43	33.52
2				✓	66.14	36.04
3			✓	✓	67.82	37.01
4		✓	✓	✓	78.06	61.81
5	✓	✓	✓	✓	79.96	75.42
6		✗			73.63	54.76
7			✗		79.16	72.69
8				✗	81.05	74.04
9	w/o mixup 10 / class				78.4%	72.7%
10	w/o mixup 1 / class				62.5%	47.1%

$\beta = 1$ starts to overfit to noisy labels and simultaneously the validation accuracy starts to decrease. $\beta = 20$ is much more efficient in overcoming this.

The effects of L_{β} : M-6 shows the result without L_{β} . The performance loss is significant at 80% noise ratio. The intermediate step of L_{β} is mixup. It helps the introduction of probe data in supervised training and reduces overfitting (see Section 4.4). M-9 and M-10 study its effect. If we reduce the probe data size to be 1 sample per class, the accuracy drop becomes significant w/o mixup (the full method with 1 sample per class achieves 75.1%/62.1% accuracy with 40%/80% noise ratios, as shown in Table 2).

The effects of data augmentation: The disadvantage of learned PA as used by our method is that it requires learned policies on CIFAR, implying the use of extra labeled data [40]. We study the contribution of the learned policy to our method with two different experiments. First, M-3 and M-7 show the results without learned policy augmentation (we only use flip \rightarrow random crop \rightarrow cutout). The accuracy decrease is minor given 40% noise and less than 3% given 80% noises. Second, we completely randomize the policies following [6], we observe that accuracy are almost identical to the original results at all noise ratios. The two experiments indicate that our method does not rely on learned

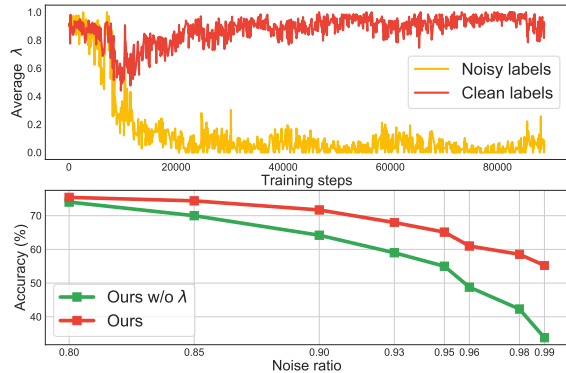


Figure 4: Analysis of λ . Top: The average λ of noisy and clean labels on CIFAR10 with 40% noise. Bottom: Accuracy (w/o λ) at extreme noise ratios on CIFAR100.

policies and removing them keeps our method the best.

The effects of λ : Our proposed meta re-labeling (Equation (5)) is very effective for high noise ratios. Figure 4 (top) shows the average λ during the training process (the value of noise labels are obtained by peeping ground truth). It learns to reduce λ for mislabeled data in order to promote the use of pseudo labels, and vice versa for clean data. Figure 4 (bottom) demonstrates the significant advantage of the proposed λ at extreme noise ratios.

7. Conclusion

We present a holistic noise-robust training method to address the challenges of severe label noise. Our approach leverages a small trusted set to estimate the exemplar weights and labels (namely data coefficients) and train models in a supervised manner that is highly invulnerable to label noise. Comprehensive experiments are conducted on datasets with various types of label corruptions.

Learning from noisy labels is a highly desirable capability. This paper suggests two takeaways. First, small trusted set is not costly but highly valuable to acquire. Designing noise-robust methods that leverage them can have much higher potential to improve performance. To the best of our knowledge, this paper is the first to demonstrate superior robustness against noise regimes as high as over 90%.

Acknowledgments

We would like to thank Liangliang Cao, Kihyuk Sohn, David Berthelot, Qizhe Xie, and Chen Xing for their valuable discussions.

References

- [1] Eric Arazo, Diego Ortego, Paul Albert, Noel E O'Connor, and Kevin McGuinness. Unsupervised label noise modeling and loss correction. *ICML*, 2019. [2](#), [5](#), [8](#)
- [2] Aharon Azulay and Yair Weiss. Why do deep convolutional networks generalize so poorly to small image transformations? *arXiv preprint arXiv:1805.12177*, 2018. [3](#)
- [3] David Berthelot, Nicholas Carlini, Ian Goodfellow, Nicolas Papernot, Avital Oliver, and Colin Raffel. Mixmatch: A holistic approach to semi-supervised learning. *NeurIPS*, 2019. [1](#), [3](#), [7](#), [8](#)
- [4] Pengfei Chen, Benben Liao, Guangyong Chen, and Shengyu Zhang. Understanding and utilizing deep neural networks trained with noisy labels. *arXiv preprint arXiv:1905.05040*, 2019. [7](#)
- [5] Ekin D Cubuk, Barret Zoph, Dandelion Mane, Vijay Vasudevan, and Quoc V Le. Autoaugment: Learning augmentation policies from data. *CVPR*, 2019. [6](#)
- [6] Ekin D Cubuk, Barret Zoph, Jonathon Shlens, and Quoc V Le. Randaugment: Practical data augmentation with no separate search. *arXiv preprint arXiv:1909.13719*, 2019. [8](#)
- [7] Jia Deng, Wei Dong, Richard Socher, Li-Jia Li, Kai Li, and Li Fei-Fei. Imagenet: A large-scale hierarchical image database. In *CVPR*. [6](#)
- [8] Terrance DeVries and Graham W Taylor. Improved regularization of convolutional neural networks with cutout. *arXiv preprint arXiv:1708.04552*, 2017. [6](#)
- [9] Yifan Ding, Liqiang Wang, Deliang Fan, and Boqing Gong. A semi-supervised two-stage approach to learning from noisy labels. In *WACV*, 2018. [2](#)
- [10] Chelsea Finn, Pieter Abbeel, and Sergey Levine. Model-agnostic meta-learning for fast adaptation of deep networks. In *ICML*, 2017. [2](#)
- [11] Benoît Fréney and Michel Verleysen. Classification in the presence of label noise: a survey. *IEEE transactions on neural networks and learning systems*, 2013. [2](#)
- [12] Bo Han, Quanming Yao, Xingrui Yu, Gang Niu, Miao Xu, Weihua Hu, Ivor Tsang, and Masashi Sugiyama. Co-teaching: Robust training of deep neural networks with extremely noisy labels. In *NeurIPS*, 2018. [2](#), [7](#)
- [13] Jiangfan Han, Ping Luo, and Xiaogang Wang. Deep self-learning from noisy labels. *ICCV*, 2019. [2](#), [7](#)
- [14] Ryuichiro Hataya and Hideki Nakayama. Unifying semi-supervised and robust learning by mixup. 2019. [2](#)
- [15] Dan Hendrycks, Mantas Mazeika, Duncan Wilson, and Kevin Gimpel. Using trusted data to train deep networks on labels corrupted by severe noise. In *NeurIPS*, 2018. [1](#), [2](#)
- [16] Lu Jiang, Zhengyuan Zhou, Thomas Leung, Li-Jia Li, and Li Fei-Fei. Mentornet: Learning data-driven curriculum for very deep neural networks on corrupted labels. *ICML*, 2018. [1](#), [2](#), [5](#), [6](#), [7](#)
- [17] Youngdong Kim, Junho Yim, Juseung Yun, and Junmo Kim. Nlnl: Negative learning for noisy labels. *ICCV*, 2019. [2](#)
- [18] Dong-Hyun Lee. Pseudo-label: The simple and efficient semi-supervised learning method for deep neural networks. In *ICML Workshop*, 2013. [2](#), [3](#)
- [19] Kimin Lee, Sukmin Yun, Kibok Lee, Honglak Lee, Bo Li, and Jinwoo Shin. Robust inference via generative classifiers for handling noisy labels. *ICML*, 2019. [5](#), [6](#), [7](#)
- [20] Kuang-Huei Lee, Xiaodong He, Lei Zhang, and Linjun Yang. Cleannet: Transfer learning for scalable image classifier training with label noise. In *CVPR*, 2018. [1](#)
- [21] Kuang-Huei Lee, Xiaodong He, Lei Zhang, and Linjun Yang. Cleannet: Transfer learning for scalable image classifier training with label noise. In *CVPR*, 2018. [7](#)
- [22] Junnan Li, Yongkang Wong, Qi Zhao, and Mohan S Kankanhalli. Learning to learn from noisy labeled data. In *CVPR*, 2019. [2](#), [3](#), [7](#)
- [23] Wen Li, Limin Wang, Wei Li, Eirikur Agustsson, and Luc Van Gool. Webvision database: Visual learning and understanding from web data. *arXiv preprint arXiv:1708.02862*, 2017. [6](#)
- [24] Yuncheng Li, Jianchao Yang, Yale Song, Liangliang Cao, Jiebo Luo, and Li-Jia Li. Learning from noisy labels with distillation. In *ICCV*, 2017. [1](#), [2](#)
- [25] Tongliang Liu and Dacheng Tao. Classification with noisy labels by importance reweighting. *Transactions on pattern analysis and machine intelligence (TPAMI)*, 2015. [2](#)
- [26] Ilya Loshchilov and Frank Hutter. Sgdr: Stochastic gradient descent with warm restarts. *ICLR*, 2017. [5](#)
- [27] Xingjun Ma, Yisen Wang, Michael E Houle, Shuo Zhou, Sarah M Erfani, Shu-Tao Xia, Sudanthi Wijewickrema, and James Bailey. Dimensionality-driven learning with noisy labels. *ICML*, 2018. [2](#)
- [28] Nagarajan Natarajan, Inderjit S Dhillon, Pradeep K Ravikumar, and Ambuj Tewari. Learning with noisy labels. In *NeurIPS*, 2013. [2](#)
- [29] Giorgio Patrini, Alessandro Rozza, Aditya Krishna Menon, Richard Nock, and Lizhen Qu. Making deep neural networks robust to label noise: A loss correction approach. In *CVPR*, 2017. [2](#), [5](#), [6](#)
- [30] Scott Reed, Honglak Lee, Dragomir Anguelov, Christian Szegedy, Dumitru Erhan, and Andrew Rabinovich. Training deep neural networks on noisy labels with bootstrapping. *CVPR*, 2015. [2](#)
- [31] Mengye Ren, Wenyan Zeng, Bin Yang, and Raquel Urtasun. Learning to reweight examples for robust deep learning. *ICML*, 2018. [1](#), [2](#), [3](#), [5](#), [7](#)
- [32] Karen Simonyan and Andrew Zisserman. Very deep convolutional networks for large-scale image recognition. *ICLR*, 2015. [6](#)
- [33] Sainbayar Sukhbaatar, Joan Bruna, Manohar Paluri, Lubomir Bourdev, and Rob Fergus. Training convolutional networks with noisy labels. *ICLR*, 2015. [2](#)
- [34] Daiki Tanaka, Daiki Ikami, Toshihiko Yamasaki, and Kiyoharu Aizawa. Joint optimization framework for learning with noisy labels. In *CVPR*, 2018. [1](#), [2](#), [3](#), [7](#)

- [35] Ryutaro Tanno, Ardavan Saeedi, Swami Sankaranarayanan, Daniel C Alexander, and Nathan Silberman. Learning from noisy labels by regularized estimation of annotator confusion. *CVPR*, 2019. [2](#)
- [36] Andreas Veit, Neil Alldrin, Gal Chechik, Ivan Krasin, Abhinav Gupta, and Serge Belongie. Learning from noisy large-scale datasets with minimal supervision. In *CVPR*, 2017. [2](#)
- [37] Yisen Wang, Weiyang Liu, Xingjun Ma, James Bailey, Hongyuan Zha, Le Song, and Shu-Tao Xia. Iterative learning with open-set noisy labels. In *CVPR*, 2018. [6](#)
- [38] Yisen Wang, Xingjun Ma, Zaiyi Chen, Yuan Luo, Jinfeng Yi, and James Bailey. Symmetric cross entropy for robust learning with noisy labels. In *ICCV*, 2019. [2](#)
- [39] Tong Xiao, Tian Xia, Yi Yang, Chang Huang, and Xiaogang Wang. Learning from massive noisy labeled data for image classification. In *CVPR*, 2015. [1](#), [7](#)
- [40] Qizhe Xie, Zihang Dai, Eduard H. Hovy, Minh-Thang Luong, and Quoc V. Le. Unsupervised data augmentation. *arXiv:1904.12848*, 2019. [8](#)
- [41] Kun Yi and Jianxin Wu. Probabilistic end-to-end noise correction for learning with noisy labels. *CVPR*, 2019. [2](#), [7](#)
- [42] Sergey Zagoruyko and Nikos Komodakis. Wide residual networks. *BMVC*, 2016. [6](#)
- [43] Chiyuan Zhang, Samy Bengio, Moritz Hardt, Benjamin Recht, and Oriol Vinyals. Understanding deep learning requires rethinking generalization. *ICLR*, 2017. [1](#)
- [44] Hongyi Zhang, Moustapha Cisse, Yann N Dauphin, and David Lopez-Paz. mixup: Beyond empirical risk minimization. *ICLR*, 2017. [2](#), [4](#)
- [45] Zhilu Zhang and Mert Sabuncu. Generalized cross entropy loss for training deep neural networks with noisy labels. In *NeurIPS*, 2018. [1](#), [5](#)
- [46] Stephan Zheng, Yang Song, Thomas Leung, and Ian Goodfellow. Improving the robustness of deep neural networks via stability training. In *CVPR*, 2016. [3](#)