

# Vortex-loop calculation of the specific heat of superfluid $^4\text{He}$ under pressure

Andrew Forrester and Gary A. Williams

Department of Physics and Astronomy, University of California, Los Angeles, CA 90095

(Dated: November 5, 2019)

Vortex-loop renormalization is used to compute the specific heat of superfluid  $^4\text{He}$  near the lambda point at various pressures up to 26 bars. The input parameters are the pressure dependence of  $T_\lambda$  and the superfluid density, which determine the non-universal parameters of the vortex core energy and core size. The results for the specific heat are found to be in good agreement with experimental data, matching the expected universal pressure dependence to within about 5%. The non-universal critical amplitude of the specific heat is found to be in reasonable agreement, a factor of four larger than the experiments. We point out problems with recent Gross-Pitaevskii simulations that claimed the vortex-loop percolation temperature did not match the critical temperature of the superfluid phase transition.

## 1. Introduction

The idea that vortex loops could be the thermal excitations responsible for the superfluid  $\lambda$ -transition was first intuitively suggested by Onsager [1], in the same conference paper where he proposed the quantization of circulation in superfluids. Much the same speculative idea was proposed by Feynman at the end of his 1955 review paper on superfluids [2], and both of them proposed that Landau's roton excitations were the smallest loops being excited, the "ghosts of vanishing vortex rings". The first actual calculations of a vortex-mediated superfluid transition were carried out by Kosterlitz and Thouless [3, 4] for two-dimensional (2D) superfluid films, with vortex-antivortex pairs the 2D equivalents of three-dimensional (3D) vortex loops. The first 3D renormalization-group theory using circular vortex loops was proposed by one of us [5]. The recursion relations resulting from that theory were later verified by Shenoy [6] using a duality transformation of the Landau-Ginzburg-Wilson Hamiltonian, which diagonalizes exactly into vortex loop and spin-wave thermal excitations. He was also able to show that the circular-loop ideas could be generalized to the actual fluctuating loops, by employing a renormalized core size that was basically the extent of the fluctuations from the circular form [7].

In this paper we calculate the specific heat from the vortex loops as a function of pressure, and find that the theory correctly predicts the universal scaling with pressure seen in the experiments. The magnitude of the critical specific heat, though not universal, shows that the loops can easily account for nearly all of the entropy found very close to the  $\lambda$ -point. We use this result to address a claim made recently [8] that the percolation temperature of the loops can be as much as 6% lower than the critical temperature  $T_c$ . If that were the case the simulations should have seen *two* specific heat peaks, one at the percolation temperature and one at  $T_c$ . Since they see only a single peak, the percolation point and  $T_c$  must be identical, at least to within the precision of the simulation.

## 2. Vortex-loop theory

The loop theory starts from the hydrodynamic expression for the energy of single circular loops of diameter  $a$ , divided

by the thermal energy  $k_B T$ ,

$$U_0/k_B T = \pi^2 K_0 (a/a_0) (\ln(a/a_c) + C) \quad , \quad (1)$$

where

$$K_0 = \frac{\hbar^2 \rho_s^0 a_0}{m^2 k_B T} \quad , \quad (2)$$

with  $\rho_s^0$  the unrenormalized ("bare") superfluid density,  $m$  the atomic mass, and  $a_0$  the bare core diameter. The parameter  $C$  gives the energy of the vortex core, while the log term is from the kinetic energy of the flowing helium.  $a_c$  is an effective core size, and for the bare case is proportional to  $a_0$ .

For the case of many interacting loops, the renormalized loop theory builds on two fundamental ideas used initially by Kosterlitz and Thouless [3] in 2D. Vortex loops are dipolar objects, and orient in an applied flow such that their backflow opposes the applied flow. The superfluid density is the net mass per unit volume flowing in response to the applied flow, and hence it is reduced by the polarizability of the dipoles, which varies as  $a^4$ . Linear response theory leads to an integral equation for the scale-dependent renormalized superfluid density  $\rho_s^r(a)$ ,

$$\frac{1}{K_r(a)} = \frac{1}{K_o} + \frac{4\pi^3}{3a_o^7} \int_{a_o}^a a^4 e^{-U(a)/k_B T} a^2 da \quad , \quad (3)$$

where  $K_r/K_o = \rho_s^r/\rho_s^0$ .  $U(a)$  is the renormalized loop energy, where the energy of a large loop is screened by the smaller loops around it, and following the "dielectric" screening ideas of Kosterlitz and Thouless gives

$$\begin{aligned} \frac{U(a)}{k_B T} &= \int_{a_o}^a \left( \frac{1}{K_o/K_r(a)} \right) \frac{\partial(U_o)}{\partial a} da + \pi^2 K_o C \\ &= \pi^2 \int_{a_o}^a K_r(a) \left( \ln \left( \frac{a}{a_c} \right) + 1 \right) \left( \frac{da}{a} \right) + \pi^2 K_o C \end{aligned} \quad (4)$$

These two coupled integral equations can be iterated to macroscopic scales, but it is more convenient to convert them to differential recursion relations using a length scale  $\ell = \ln(a/a_0)$  and fugacity  $y = (a/a_0)^6 \exp(U(a)/k_B T)$ :

$$\frac{\partial K}{\partial \ell} = K - \frac{4\pi^3}{3} K^2 y \quad (5)$$

$$\frac{\partial y}{\partial \ell} = (6 - \pi^2 K (\ln(a/a_c) + 1)) y \quad (6)$$

$$K_r = K e^{-\ell} \quad (7)$$

These can be iterated starting from the  $\ell = 0$  values  $K_0$  and  $y_0 = \exp(-\pi^2 K_0 C)$ , and the macroscopic superfluid density is found from  $K_r$  as  $\ell \rightarrow \infty$ . The correlation length of the theory is given by

$$\xi = \frac{a_0}{K_r} = \frac{m^2 k_B T}{\hbar^2 \rho_s} \quad (8)$$

the known value [9]. The effective core parameter  $a_c$  is found using a free-energy minimization of the fluctuations about the minimum-energy circular configuration [7], and is given by

$$a_c/a = K^\theta \quad (9)$$

with the exponent  $\theta = d/((d+2)(d-2))$  in  $d$  dimensions [10] near  $d = 3$ . The fixed points of the recursion equations using  $\theta = 0.6$  in  $d = 3$  are  $K^* = 0.387508\dots$  and  $y^* = 0.062421\dots$ . The temperature is varied by changing  $K_0$ , and the critical value  $K_{0c}$  is determined when  $K$  and  $y$  scale to their fixed-point values at large  $\ell$ ;  $y$  blows up and  $K$  scales rapidly to zero at values of  $K_0 < K_{0c}$ . The value of  $K_{0c}$  is completely dependent on the value of  $C$ , through the initial value of  $y_0$ .

Expanding the recursion relations about the fixed points gives an analytic expression for the correlation-length exponent [6],

$$\frac{1}{\nu} = \frac{1}{2} \left( \sqrt{1 + 24 \left( 1 - \frac{\pi^2 \theta K^*}{6} \right)} - 1 \right) \quad (10)$$

and putting in the  $d = 3$  values of  $K^*$  and  $\theta$  gives  $\nu = 0.67168835\dots$ . This is in complete agreement with the best high-temperature expansion [11] value (0.6717(1)), the best Monte Carlo simulation [12] value (0.6717(3)), and is within the bounds of the recent conformal bootstrap calculations [13]. We note that Eq. (7) guarantees that the loop theory exactly satisfies the Josephson hyperscaling relation [14] for the critical exponent of the specific heat,  $\alpha = 2 - d\nu$ , giving  $\alpha = -0.015065\dots$  for  $d = 3$ .

The critical exponent  $\eta$  in the loop theory is effectively  $\eta = 0$  [6], due to the neglect of small logarithmic terms in the duality transformation. It is known to be small in 3D; the most accurate simulation [11] gives  $\eta = 0.0381(2)$ . In the loop theory the Hausdorff fractal dimension of the wandering loops [15] is given by  $D_H = 1/(1 - \theta) = 2.50$ , in exact agreement with the scaling theory [16] prediction  $D_H = (5 - \eta)/2$  with  $\eta = 0$ .

### 3. Specific heat calculation

To compare with experiments in superfluid  $^4\text{He}$ , it is necessary to determine the non-universal parameters of the core

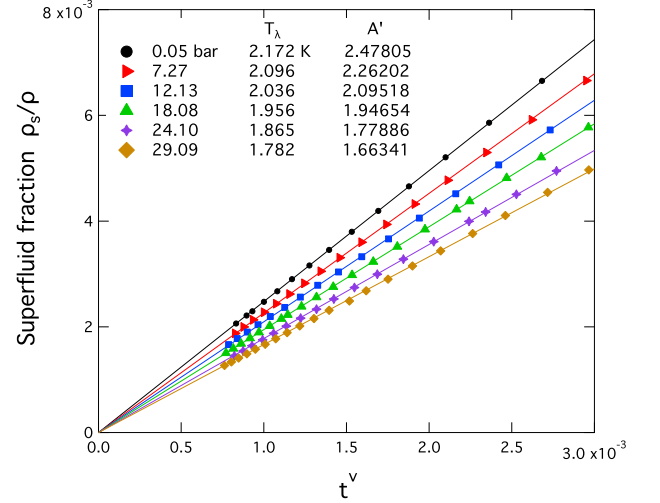


FIG. 1. (Color online) Fits to the data of Ref. [17], showing the values used for  $T_\lambda$  and the resulting fit values of the amplitude  $A'$

diameter  $a_0$  and the core energy constant  $C$  in the critical region near  $T_\lambda$ . We use the experimental values of the critical amplitude of the superfluid density with pressure, and the pressure dependence of  $T_\lambda$ . For the superfluid density we postulate that the starting value  $\rho_s^0$  of the superfluid density at  $\ell = 0$  is equal to the total density  $\rho$ . It is well known that phonons contribute a negligible amount to the thermodynamics at the lambda point, particularly at higher pressures where the sound velocity increases, and in any event there are already larger noncritical contributions to the background specific heat from other sources. We also do not include any “roton” contributions to  $\rho_s^0$ , as we identify these excitations as the smallest vortex loops in the theory, as will be apparent shortly. The recursion relations are iterated using standard fourth-order Runge-Kutta techniques to values of  $\ell$  between 10 and 100, depending on the closeness to  $T_\lambda$ .

Figure 1 shows fits to the superfluid density measurements of Ref. [17]. We fit to the amplitude  $A'$  in the form

$$\frac{\rho_s}{\rho} = A' t^\nu = \frac{K_r}{K_0} \quad (11)$$

where  $t = 1 - T/T_\lambda$ , and in 3D the critical superfluid exponent is the same as the correlation-length exponent, from Eqs. (8) and (10). We assume that  $\nu = 0.67168835$  is universal and independent of pressure, and only allow  $A'$  to vary, with results shown in the table in Fig. 1. This is different from the assumption in Ref. [17], who allowed also  $\nu$  to vary, finding values close to 0.6717 but varying slightly with pressure. Our values for  $A'$  turn out to be consistently about 2-3% higher than those of Ref. [17].

Once  $A'$  is known in the critical region, the corresponding values of  $C$  can be found by iterating  $K_r$  until a match with  $A'$  is found. Figure 2 shows the corresponding values of  $C$  and  $K_{0c}$  as a function of pressure. The core energy in the critical region from Eq. (1),  $U_0/k_B T_\lambda = \pi^2 K_{0c} C$ , is plotted in Fig. 3

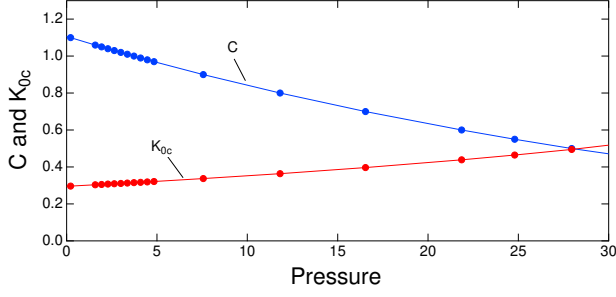


FIG. 2. (Color online) The parameters  $C$  and  $K_{0c}$  versus pressure. Additional data at low pressures from Ref. [17] were not shown in Fig. 1. The solid lines are polynomial fits to guide the eye.

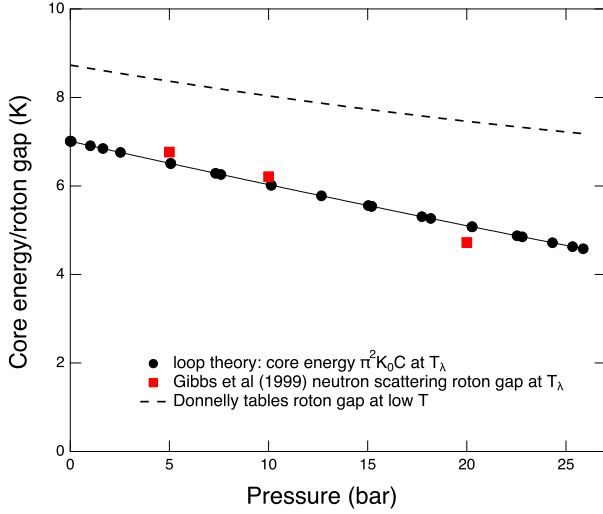


FIG. 3. Vortex core energy at  $T_\lambda$ , compared with the neutron scattering roton gap from Ref. [18]. The solid fit line is a guide to the eye, while the dashed curve shows the roton gap energy at low temperature from Ref. [19].

as a function of pressure, and also shown are the roton energy gaps at  $T = T_\lambda$  from precision neutron scattering measurements under pressure [18]. The agreement is seen to be quite good, further justifying our claim that the smallest loops can be treated as the roton excitations seen in experiments.

The value of  $a_0(p)$  near the lambda point can now be found from  $T_\lambda(p)$ ,

$$a_0(p) = \frac{m^2 k_B T_\lambda(p)}{\hbar^2 \rho(p)} K_{0c}(p) \quad . \quad (12)$$

$$c_{p,loop} = \frac{m R}{\rho a_0^3} \left[ -K_0^2 \left( \frac{\partial^2 f}{\partial K_0^2} \right)_p + K_0 \left( \frac{\partial f}{\partial K_0} \right)_p \left( \frac{4T}{\rho} \right) \left( \frac{\partial \rho}{\partial T} \right)_p - f \left\{ \left( \frac{2T^2}{\rho^2} \right) \left( \frac{\partial^2 \rho}{\partial T^2} \right)_p + \frac{8T}{\rho} \left( \frac{\partial \rho}{\partial T} \right)_p \right\} \right] \quad . \quad (15)$$

By iterating Eqns. (5-7) and (13,15) for seven different values

At  $p = 0$  bar this gives a value of  $a_0(0) = 2.41 \text{ \AA}$ , in reasonable agreement with the value of  $1.6 \text{ \AA}$  deduced from vortex-ring measurements [20] at low temperatures (0.2 K). The bare core diameter remains microscopic in the loop theory at the lambda point; it is the effective core size  $a_c$  which becomes divergent there. The pressure dependence of  $a_0$  is shown in Fig. 4, where it increases with pressure, though not quite as rapidly

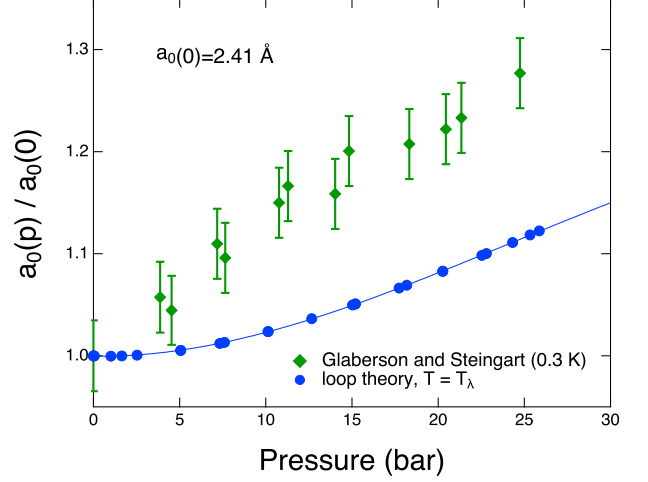


FIG. 4. (Color online) Vortex core diameter versus pressure. The solid line is a fit to guide the eye. The low-temperature measurements are from Ref. [20].

as found in low-temperature vortex-ring measurements.

The loop recursion relation for the free energy was derived by Shenoy [6] from the duality transformation:

$$\frac{\partial f}{\partial \ell} = -\pi \exp(-3\ell) y \quad (13)$$

where  $f = (F/k_B T)(a_0^3/V)$  with  $F$  the free energy in the volume  $V$ , normalized by  $a_0^3$ . At constant pressure, the total heat capacity is

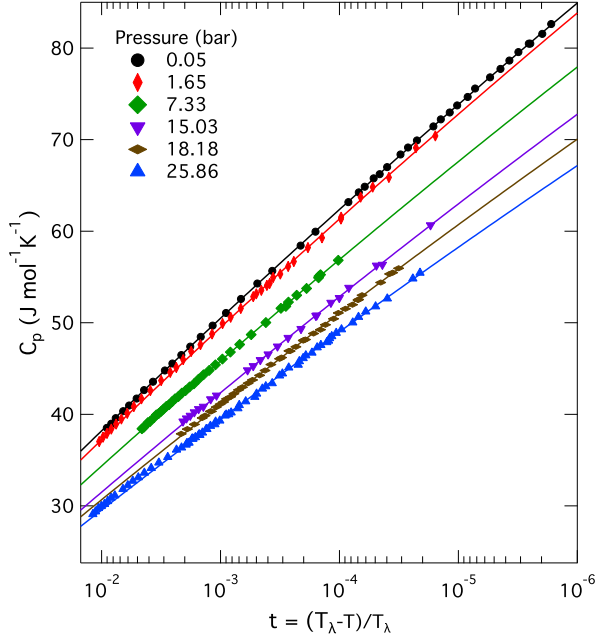
$$C_p = -T \left( \frac{\partial^2 G}{\partial T^2} \right)_p = -T \left( \frac{\partial^2 F}{\partial T^2} \right)_p - T p \left( \frac{\partial^2 V}{\partial T^2} \right)_p, \quad (14)$$

where  $G = F + pV$  is the Gibbs free energy. The temperature derivatives of  $V$  and  $a_0$  can be rewritten in terms of derivatives of  $\rho$ , and we convert to the molar specific heat using  $c_p = (V_m/V)C_p$ , where  $V_m = N_A m/\rho$  is the molar volume, with  $N_A$  Avogadro's constant. With the gas constant  $R = k_B N_A$ , the specific heat becomes (neglecting very small terms)

of pressure between 0.05 and 25.87 bars, we are able to get

TABLE I. Specific heat fit parameters, in units J/(mole K).

Pressure (bar)	$B'_{loop}$	$D'_{loop}$	$B'_{exp}$	$D'_{exp}$	$B'_{exp}/B'_{loop}$	$D'$
0.05	-1424	1398	-388.0	400.1	0.2725	19.07
1.65	-1433	1407	-382.1	394.0	0.2667	18.72
7.33	-1427	1400	-355.0	365.8	0.2488	17.37
15.03	-1352	1326	-337.5	346.6	0.2497	15.68
18.18	-1309	1283	-322.7	331.9	0.2465	15.65
22.53	-1246	1220	-299.6	309.5	0.2405	16.04
25.87	-1194	1169	-306.5	315.8	0.2567	15.61

FIG. 5. Specific heat data from Ref. [22] (0.05 bar) and all other data points from Ref. [21], compared with the adjusted loop theory  $c_{p,adj}$  (solid lines).

the loop specific heat versus temperature and pressure. In all cases this takes the form

$$c_{p,loop} = B'_{loop} t^{-\alpha} + D'_{loop} \quad , \quad (16)$$

with the value of  $\alpha$  given above in accordance with Josephson hyperscaling. Fits to the numerical results at  $t < 4 \times 10^{-3}$  give values of the amplitude  $B'_{loop}$  and the offset  $D'_{loop}$ , shown in Table I for the different pressures. The experimental data shown in Fig. 5 is also known to follow a similar form [21],

$$c_{p,exp} = B'_{exp} t^{-\alpha} + D'_{exp} \quad . \quad (17)$$

We have fit the data to this form again for  $t < 4 \times 10^{-3}$  using our value  $\alpha = -0.015065$ , and the results for  $B'_{exp}$  and  $D'_{exp}$  are also shown in Table I.

Since the amplitude  $B'_{loop}$  is a non-universal quantity that depends on other non-universal values at the bare scale  $a_0$ , we would not expect  $B'_{loop}$  and  $B'_{exp}$  to be the same, and indeed their ratio shown in Table 1 averages to a value of nearly 0.26.

What we do expect, however, is the pressure dependence of both amplitudes to match, due to universality arguments given by Rudnick and Jasnow [23] and Ferer [24]. Their ratio is nearly independent of pressure, within fluctuations of at most 5% that are likely due to the uncertainties in the experimental data. To compare more carefully with the data we plot in Fig. 5 the specific heat adjusted by the amplitude ratios,

$$c_{p,adj} = (B'_{exp}/B'_{loop}) c_{p,loop} + D' \quad , \quad (18)$$

where  $D' = D'_{exp} - (B'_{exp}/B'_{loop}) D'_{loop}$  is the non-critical background from chemical-bond liquid effects that would be present even in the normal liquid, and any non-loop excitations such as phonons. The adjusted loop theory curves are seen to completely match the experimental data for  $t < 4 \times 10^{-3}$ .

A further test of universality is the parameter  $X$  which was proposed by Ferer to be a universal constant independent of pressure [24],

$$X = \frac{|B'|}{RV_m} \left( \frac{T_\lambda V_m}{A'} \right)^3 \quad . \quad (19)$$

In Table II we compare values of  $X$  from the above values of  $B'$  and  $A'$  from the loop theory and the experiments, and with Ferer's values using the experimental data fit to  $\alpha = -0.02$  and  $\nu = 0.669$ . It is seen that the loop theory values are almost completely independent of pressure, while the experimental values are nearly constant, but fluctuate on the order of 5%. The loop values are larger by a factor of about 4, since  $B'_{loop}/B'_{exp} \approx 4$ .

TABLE II. Universal parameter  $X$ , in units  $10^{-4} \text{R}(\text{mole}/\text{cm}^3)(\text{K cm}^3/\text{mole})^3$ .  $X_{exp}$  values from our fits to Refs.[21] and [17];  $X_{Ferer}$  values from Ref. [24].

Pressure (bar)	$X_{loop}$	$X_{exp}$	$X_{Ferer}$
0.05	8.84	2.41	2.06
1.65	8.84	2.36	2.02
7.33	8.84	2.20	1.99
15.03	8.83	2.21	2.02
18.18	8.83	2.18	1.99
22.53	8.82	2.12	1.96
25.87	8.82	2.26	2.19

#### 4. Conclusions

These results show that the vortex-loop theory provides a complete description of the rapid rise of the specific heat of superfluid helium very close to  $T_\lambda$ . The theory is entirely consistent with universality, and the critical exponents agree with the best simulation values. Even the non-universal amplitude of the loop specific heat is the correct order of magnitude, only a factor of about four larger than the experimental value. This difference likely stems from our use of the hydrodynamic form of Eq. (1) for the energy of the smallest loops at the bare scale, since with  $a_0$  only a few Å, quantum methods

might give a better description [25]. The amplitude of Eq. (15) varies rapidly with  $a_0$ , so only a small change in  $a_0$  would be needed to better match with the experiments.

In this work the superfluid transition temperature  $T_\lambda$  is exactly coincident with the temperature at which the loops percolate, e.g. for an infinite system the temperature where infinite diameter loops are just nucleated, made possible by the screening of the largest loops by all the loops of smaller size. In a recent paper, Kobayashi and Cugliandolo [8] have claimed from Gross-Pitaevskii (GP) simulations that these two temperatures are different, with the loop percolation temperature falling below the superfluid transition temperature by as much as 6%. In coming to this conclusion they needed to study the loop distribution function in their simulations, the number of loops with a given diameter. The problem with GP vortices is that the core size is relatively very large, spread out over several lattice points. Near the transition the vortex density becomes very high, and it becomes very difficult to follow the trajectory of a loop when it comes close to another loop. To resolve which loop is which they employed two different guesses in this situation: a “stochastic” scenario in which the loop directions near a crossing are randomly chosen (which gave the percolation point 2% below the superfluid  $T_c$ ), and a second scenario where the configuration resulting in the longest loop is chosen (percolation point 6% below  $T_c$ ). The fact that the two different scenarios give quite different percolation points is already evidence that something is amiss with the procedures for determining the loop distributions.

We disagree with this conclusion that the two temperatures are different, and use their simulation of the GP specific heat and superfluid density as evidence this is not the case. Their specific heat data (Figs. 3b and 4c of Ref. [8]) shows only a single peak that is coincident with their superfluid transition. If the loop percolation temperature was as much as 6% smaller

than  $T_c$ , our calculation shows that there should have been a large specific heat peak right at that point, and yet nothing at all is visible there in the data. There is only the sharp peak right at  $T_c$ , which we and others [26] would argue is actually also the percolation point. It is also impossible that the superfluid density would be unaffected by the loop percolation, and yet it shows no change at all at the purported lower percolation temperatures (Figs. 6 and 7 of Ref. [8]). In the loop theory the specific heat and superfluid density are only driven by the very longest loops, and are completely independent of the reconnection guesses discussed above. It is only in computing aspects of the the loop distribution function that the inability to accurately trace the loops will become troublesome, and we postulate this is the source of the claim in Ref. [8] that the loop percolation does not coincide with the superfluid  $T_c$  [27]. We point out that recently a new procedure for accurately tracking the cores of GP vortices has been developed [28, 29]. This procedure is able to completely track a reconnection event between two vortex lines that cross, following the details of the motion even at the point of closest approach. It would be very interesting if this procedure could be applied to tracing the vortex loops in simulations like those of Ref. [8] to determine whether the loops do in fact percolate at the superfluid transition.

## ACKNOWLEDGMENTS

This work was supported in part by a grant from the Julian Schwinger Foundation. We thank J. Lipa for sending us his experimental data, and acknowledge useful discussions with S. Putterman, J. Rudnick, and J. M. Kosterlitz.

## REFERENCES

- 
- [1] L. Onsager, *Nuovo Cimento Suppl.* **6**, 249 (1949).
  - [2] R. P. Feynman, edited by C. J. Gorter, *Progress in Low Temperature Physics*, Vol. 1 (North-Holland, Amsterdam, 1955).
  - [3] J. M. Kosterlitz and D. J. Thouless, Ordering, metastability and phase transitions in two-dimensional systems, *Journal of Physics C: Solid State Physics* **6**, 1181 (1973).
  - [4] J. M. Kosterlitz, The critical properties of the two-dimensional XY model, *Journal of Physics C: Solid State Physics* **7**, 1046 (1974).
  - [5] G. A. Williams, Vortex-ring model of the superfluid  $\lambda$  transition, *Phys. Rev. Lett.* **59**, 1926 (1987).
  - [6] S. R. Shenoy, Vortex-loop scaling in the three-dimensional XY ferromagnet, *Phys. Rev. B* **40**, 5056 (1989).
  - [7] B. Chattopadhyay, M. C. Mahato, and S. R. Shenoy, Vortex-loop crinkling in the three-dimensional XY model: Numerical evidence in support of an ansatz, *Phys. Rev. B* **47**, 15159 (1993).
  - [8] M. Kobayashi and L. F. Cugliandolo, Quench dynamics of the three-dimensional U(1) complex field theory: Geometric and scaling characterizations of the vortex tangle, *Phys. Rev. E* **94**, 062146 (2016).
  - [9] A. Singasaas and G. Ahlers, Universality of static properties near the superfluid transition in  $^4\text{He}$ , *Phys. Rev. B* **30**, 5103 (1984).
  - [10] In  $d$  dimensions it is necessary to modify the result of Ref. [7],  $\theta = d/(d+2)$ , to  $\theta = d/((d+2)(d-2))$ . This comes about because Ref. [7] takes the potential of a vortex segment to fall off as  $1/R$ , while in  $d$  dimensions it will actually fall off as  $1/R^{(d-2)}$ . The modified value is only valid near  $d = 3$ , and still gives  $\theta = 0.6$  in  $d = 3$ .
  - [11] M. Campostrini, M. Hasenbusch, A. Pelissetto, and E. Vicari, Theoretical estimates of the critical exponents of the superfluid transition in  $^4\text{He}$  by lattice methods, *Phys. Rev. B* **74**, 144506 (2006).
  - [12] E. Burovski, J. Machta, N. Prokof'ev, and B. Svistunov, High-precision measurement of the thermal exponent for the three-dimensional XY universality class, *Phys. Rev. B* **74**, 132502 (2006).
  - [13] F. Kos, D. Poland, D. Simmons-Duffin, and A. Vichi, Bootstrapping the  $O(N)$  archipelago, *Journal of High Energy Physics* **2015**, 106 (2015).
  - [14] B. D. Josephson, Relation between the superfluid density and order parameter for superfluid He near  $T_c$ , *Phys. Lett. A* **21**, 608 (1966).

- [15] G. A. Williams, Geometry of fluctuating vortex loops at superfluid phase transitions, *Physica B: Condensed Matter* **329-333**, 206 (2003), proceedings of the 23rd International Conference on Low Temperature Physics.
- [16] A. Nahum and J. T. Chalker, Universal statistics of vortex lines, *Phys. Rev. E* **85**, 031141 (2012).
- [17] D. S. Greywall and G. Ahlers, Second-sound velocity and superfluid density in  $^4\text{He}$  under pressure near  $T_\lambda$ , *Phys. Rev. A* **7**, 2145 (1973).
- [18] M. R. Gibbs, K. H. Andersen, W. G. Stirling, and H. Schober, The collective excitations of normal and superfluid : the dependence on pressure and temperature, *Journal of Physics: Condensed Matter* **11**, 603 (1999).
- [19] J. S. Brooks and R. J. Donnelly, The calculated thermodynamic properties of superfluid helium-4, *J. Phys. Chem. Ref. Data* **6**, 51 (1977).
- [20] W. Glaberson, Pressure dependence of the vortex core parameter in He II, *Physics Letters A* **38**, 183 (1972).
- [21] G. Ahlers, Thermodynamics and experimental tests of static scaling and universality near the superfluid transition in  $\text{He}^4$  under pressure, *Phys. Rev. A* **8**, 530 (1973).
- [22] J. A. Lipa, D. R. Swanson, J. A. Nissen, T. C. P. Chui, and U. E. Israelsson, Heat capacity and thermal relaxation of bulk helium very near the lambda point, *Phys. Rev. Lett.* **76**, 944 (1996).
- [23] J. Rudnick and D. Jasnow, Renormalization-group proof of Josephson's relation and  $\epsilon$  expansion for the helicity modulus (superfluid density), *Phys. Rev. B* **16**, 2032 (1977).
- [24] M. Ferer, New universal quantity for the  $\text{He}^4$  superfluid transition, *Phys. Rev. Lett.* **33**, 21 (1974).
- [25] R. P. Feynman and M. Cohen, Energy spectrum of the excitations in liquid helium, *Phys. Rev.* **102**, 1189 (1956).
- [26] A. K. Nguyen and A. Sudbø, Topological phase fluctuations, amplitude fluctuations, and criticality in extreme type-II superconductors, *Phys. Rev. B* **60**, 15307 (1999).
- [27] As noted in Ref. [8] there have been previous claims from XY model simulations [30] that the vortex percolation is not coincident with the superfluid transition. In the XY model the vortex cores are better defined, and the claimed percolation temperature was found to be only about 0.3% below the superfluid  $T_c$  for the "stochastic" guess when two lines come close. As noted in the main text, it is unlikely that these results can be trusted without employing more accurate means of tracing the loops.
- [28] A. Villois, G. Krstulovic, D. Proment, and H. Salman, A vortex filament tracking method for the Gross-Pitaevskii model of a superfluid, *Journal of Physics A: Mathematical and Theoretical* **49**, 415502 (2016).
- [29] A. Villois, D. Proment, and G. Krstulovic, Universal and nonuniversal aspects of vortex reconnections in superfluids, *Phys. Rev. Fluids* **2**, 044701 (2017).
- [30] K. Kajantie, M. Laine, T. Neuhaus, A. Rajantie, and K. Rummukainen,  $O(2)$  symmetry breaking versus vortex loop percolation, *Physics Letters B* **482**, 114 (2000).