

# Numerical method for the one phase 1D fractional Stefan problem supported by an artificial neural network

M. Błasik<sup>1</sup>

<sup>1</sup>Institute of Mathematics, Czestochowa University of Technology  
Armii Krajowej 21, 42-201 Czestochowa, Poland  
marek.blasik@gmail.com

## Abstract

In this paper we present a numerical solution of a one-phase 1D fractional Stefan problem with Caputo derivative with respect to time variable. In the proposed approach, we use a front fixing method and the algorithm of numerical integration supported by an artificial neural network. In the final part, we present some examples illustrating the comparison of the new numerical scheme with its previous version and approximate analytical solution.

## 1 Introduction

Diffusion is a physical process that refers to the movement of molecules from a region of high concentration to one of lower concentration. The phenomenon of classical diffusion is well described by the following relationship

$$\langle x^2(t) \rangle \sim Dt, \quad (1)$$

where  $\langle x^2(t) \rangle$  is a mean squared displacement of the diffusing molecule in the course of time  $t$ ,  $D$  is the diffusion coefficient. However, it turns out that in many phenomena occurring in nature, the relation (1) is not sufficient to describe them, which is confirmed by the results of experiments in [1, 2, 3, 4, 5]. A more general process of random motion of molecules is the so-called anomalous diffusion, which is characterized by the non-linear relationship [6, 7]:

$$\langle x^2(t) \rangle \sim D_\alpha t^\alpha, \quad (2)$$

where  $D_\alpha$  is the generalized diffusion coefficient.

Processes known as moving boundary problems or Stefan like problems (in connection with the early work of Joseph Stefan [8]) involve solution of the diffusion equation in a domain with a free boundary. They are governed by the formula (1). Many monographs have been devoted to the classical Stefan problem, among which we can mention: [9, 10, 11, 12, 13].

The fractional Stefan problem is a generalization of the classical one, in which both the motion of the molecules and the position of the moving boundary are governed by the law described by formula (2). Currently, many analytical solutions (also approximate solutions) of the fractional Stefan problem are known and presented in papers [14, 15, 16, 17, 18, 19, 20, 21, 22, 23] and they constitute the overwhelming majority of all solutions. Numerical solutions and methods dedicated to solutions are not so numerous [24, 25, 26, 27] and still require further research.

The numerical scheme discussed in this paper is an extension of the front fixing method developed in [26]. The most important element of the new method is the much more accurate integration algorithm for the fractional integro-differential equation. The new approach uses the Al-Alaoui operator, which significantly increases the accuracy of numerical integration. The optimal contribution of the fractional trapezoidal rule and the fractional rectangular rule was implemented using an artificial neural network.

## 2 Preliminaries

This section is devoted to integrals and derivatives of a non-integer order together with some of their properties. We also recall the two-parameter Wright function related to the theory of partial differential equations of fractional order. The definitions in the field of numerical methods will also be presented. At the beginning, let us focus our attention on the definitions of two fractional operators: the left-sided Riemann-Liouville integral and the left-sided Caputo derivative.

**Definition 1** *The left-sided Riemann-Liouville integral of order  $\alpha$ , denoted as  $I_{0+}^\alpha$ , is given by the following formula for  $\operatorname{Re}(\alpha) > 0$ :*

$$I_{0+}^\alpha f(t) := \frac{1}{\Gamma(\alpha)} \int_0^t \frac{f(u)du}{(t-u)^{1-\alpha}}, \quad (3)$$

where  $\Gamma$  is the Euler gamma function.

**Definition 2** *Let  $\operatorname{Re}(\alpha) \in (0, 1]$ . The left-sided Caputo derivative of order  $\alpha$  is given by the formula:*

$${}^c D_{0+}^\alpha f(t) := \begin{cases} \frac{1}{\Gamma(1-\alpha)} \int_0^t \frac{f'(u)du}{(t-u)^\alpha}, & 0 < \alpha < 1, \\ \frac{df(t)}{dt}, & \alpha = 1. \end{cases} \quad (4)$$

Two of the well known properties of integer-order integral and differential operators are preserved by the following generalizations:

**Property 3 (cf. Lemma 2.3 [28])** *If  $\operatorname{Re}(\alpha) > 0$ , and  $\operatorname{Re}(\beta) > 0$ , then the equation*

$$I_{0+}^\alpha I_{0+}^\beta f(t) = I_{0+}^{\alpha+\beta} f(t) \quad (5)$$

*is satisfied at almost every point  $t \in [0, b]$  for  $f(t) \in L_p(0, b)$  where  $1 \leq p \leq \infty$ . If  $\alpha + \beta > 1$ , then the above relation holds at any point of  $[0, b]$ .*

**Property 4 (cf. Lemma 2.22, [28])** *Let function  $f \in C^1(0, b)$ . Then, the composition rule for the left-sided Riemann-Liouville integral and the left-sided Caputo derivative is given as follows:*

$$I_{0+}^\alpha {}^c D_{0+}^\alpha f(t) = f(t) - f(0). \quad (6)$$

One of the very commonly used special functions in the theory of partial differential equations of fractional order is two-parameter Wright function:

**Definition 5** *Let  $\gamma > -1$ ,  $\delta \in \mathbb{C}$ ,  $z \in \mathbb{C}$ . The two-parameter Wright function is given as the following series:*

$$W(z; \gamma, \delta) := \sum_{k=0}^{\infty} \frac{z^k}{k! \Gamma(\gamma k + \delta)}, \quad (7)$$

which is a generalization of the complementary error function.

The numerical scheme proposed in the further part of the paper uses a mesh of nodes defined as follows:

**Definition 6** Let  $\Gamma = \{(u, \tau) : u \in (0, 1); \tau \geq 0\}$  be a continuous region of solutions for the partial differential equation and  $\tau^* = \frac{1}{p^{2/\alpha}}$  will be the end time. Then the set  $\bar{\Gamma} = \{(u_i, \tau_j) \in \Gamma : x_i = i\Delta u, i \in \{0, 1, \dots, m\}, \Delta u = \frac{1}{m}; \tau_j = j\Delta\tau, j \in \{0, 1, \dots, n\}; \Delta\tau = \frac{\tau^*}{n}\}$  we call the rectangular regular mesh described by the set of nodes.

The next three definitions will allow us to formulate the artificial neural network in the form of a very simple formula.

**Definition 7** Function  $\text{Tanh} : R^n \rightarrow R^n$  such that

$$\text{Tanh}(x_1, x_2, \dots, x_n) = [\tanh(x_1), \tanh(x_2), \dots, \tanh(x_n)],$$

where  $x_1, x_2, \dots, x_n \in R$  is a vector function, that assigns to each point  $[x_1, x_2, \dots, x_n]$  a  $n$ -dimensional vector lying in  $R^n$  space.

**Definition 8** Function  $\text{Sig} : R^n \rightarrow R^n$  such that

$$\text{Sig}(x_1, x_2, \dots, x_n) = \left[ \frac{1}{1 + e^{-x_1}}, \frac{1}{1 + e^{-x_2}}, \dots, \frac{1}{1 + e^{-x_n}} \right],$$

where  $x_1, x_2, \dots, x_n \in R$  is a vector function, that assigns to each point  $[x_1, x_2, \dots, x_n]$  a  $n$ -dimensional vector lying in  $R^n$  space.

**Definition 9** Function  $\psi : R^n \rightarrow R^{n+1}$  such that

$$\psi(x_1, x_2, \dots, x_n) = [x_1, x_2, \dots, x_n, 1],$$

where  $x_1, x_2, \dots, x_n \in R$  is a vector function, that assigns to each point  $[x_1, x_2, \dots, x_n]$  a  $n+1$ -dimensional vector lying in  $R^{n+1}$  space.

### 3 Mathematical formulation of the problem

The release of the solute is possible by anomalous diffusion through a penetrant fluid in the polymer matrix consists of two regions: first bounded by  $X = 0$  and  $X = S(t)$  where all solute is dissolved and second one bounded by  $X = S(t)$  and  $X = l$  which contains undissolved solute. The boundary of the domains formed by the diffusion front is described by the unknown function  $S(t)$ . On the moving boundary  $X = S(t)$  local mass conservation law is fulfilled and the concentration  $C$  is constant and equal to drug solubility  $C_S$ . We also assume that: (i) generalized diffusivity  $\mathcal{D}_\alpha$  of the drug in the matrix is constant; (ii) initial concentration of drug  $C_0$  is greater than its solubility  $C_S$ ; (iii) matrix is heterogeneous and non-swellable. The mathematical model described diffusion of the solute through the dissolved drug phase (illustrated by a simple scheme in Figure 1) is formulated by the subdiffusion equation:

$${}^C D_{0+,t}^\alpha C(X, t) = \mathcal{D}_\alpha \frac{\partial^2 C(X, t)}{\partial X^2}, \quad 0 < X < S(t), \quad t > 0, \quad (8)$$

supplemented with the boundary conditions

$$C(0, t) = 0, \quad C(S(t), t) = C_S, \quad t > 0, \quad (9)$$

initial conditions

$$C(0, 0) = C_S, \quad S(0) = 0, \quad (10)$$

and fractional Stefan condition

$$(C_0 - C_S)^C D_{0+,t}^\alpha C(X,t) = D_\alpha \left. \frac{\partial C(X,t)}{\partial X} \right|_{X=S(t)}. \quad (11)$$

Model formulated by equations (8-11) assume that drug release is into a perfect sink, with zero drug concentration i.e.  $C(0,t) = 0$ . This condition is a mathematical idealisation that is well approximated if the release medium is exchanged sufficiently rapidly to keep sink conditions, or if the volume of the release medium is so large that drug concentration in the medium is negligible.

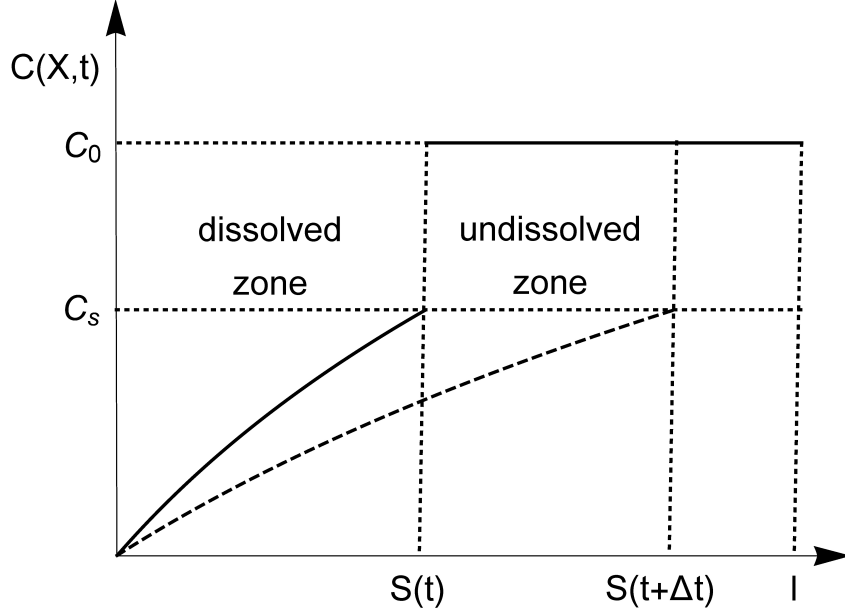


Figure 1: Slab dissolving from  $x = 0$  due to the zero drug concentration.

Many mathematical models formulated by partial differential equations use dimensionless variables in numerical work. This approach is particularly useful in problems with universal scope applying to different scales [29, 30]. There are some advantages in using dimensionless variables e.g. reduction of parameters in equations has a very positive effect on the time necessary to carry out calculations for large sets of parameters.

Let us note that the above mathematical model depends on four parameters, where constant generalized diffusion coefficient  $D_\alpha$  is measured in unit  $cm^2 \cdot s^{-\alpha}$ . Thus if we write the group  $\tau = t \left( \frac{D_\alpha}{l^2} \right)^{1/\alpha}$ , then we see that  $\tau$  is a dimensionless variable. For subdiffusion in a plane sheet we introduce the following dimensionless variables:

$$\tau = t \left( \frac{D_\alpha}{l^2} \right)^{1/\alpha}, \quad x = \frac{X}{l}, \quad s(\tau) = \frac{S(t)}{l}, \quad c = \frac{C}{C_S},$$

which reduces the number of parameters to two. In our case, a whole set of solutions for different values of: generalized diffusion coefficient  $D_\alpha$ , initial concentration of drug  $C_0$ , drug solubility  $C_S$  and matrix thickness  $l$  can be obtained from a single solution in dimensionless variables by simple scaling. So we can rewrite equations (8-11) in a dimensionless form:

$${}^C D_{0+, \tau}^\alpha c(x, \tau) = \frac{\partial^2 c(x, \tau)}{\partial x^2}, \quad 0 < x < s(\tau), \quad \tau > 0, \quad (12)$$

supplemented with the boundary conditions

$$c(0, \tau) = 0, \quad c(s(\tau), \tau) = 1, \quad \tau > 0, \quad (13)$$

initial conditions

$$c(0, 0) = 1, \quad s(0) = 0, \quad (14)$$

and fractional Stefan condition

$${}^C D_{0+, \tau}^\alpha c(x, \tau) = \lambda \left. \frac{\partial c(x, \tau)}{\partial x} \right|_{x=s(\tau)}, \quad (15)$$

where  $\lambda = \left(\frac{C_0}{C_s}\right)^{-1}$  is fractional Stefan number.

From the point of view of further numerical results presented in this paper, the analytical solution of the one-phase fractional Stefan problem obtained by Liu Junyi et al. [23] is very valuable, because it will allow validation of the method proposed in section four. Using the notation introduced in this paper, the closed analytical solution to the problem under consideration is expressed in terms of the Wright's function:

$$c(x, \tau) = \frac{1 - W\left(-\frac{x}{\tau^{\frac{\alpha}{2}}}; -\frac{\alpha}{2}, 1\right)}{1 - W\left(-p; -\frac{\alpha}{2}, 1\right)}, \quad (16)$$

where  $p$  is the coefficient of the power function  $s(\tau) = p\tau^{\frac{\alpha}{2}}$  describing the position of the diffusion front which can be determined from the transcendental equation

$$\frac{\lambda \Gamma\left(1 - \frac{\alpha}{2}\right)}{p \Gamma\left(1 + \frac{\alpha}{2}\right)} = \frac{1 - W\left(-p; -\frac{\alpha}{2}, 1\right)}{W\left(-p; -\frac{\alpha}{2}, 1 - \frac{\alpha}{2}\right)}. \quad (17)$$

## 4 Solution of the problem

The subject of our considerations is to find a numerical solution of the problem described by the equations (8-11). The proposed approach takes place in three stages:

1. we introduce to subdiffusion equation (12) new spatial variable, which immobilizes dissolution boundary for all  $\tau$ . Next we convert the fractional partial differential equation to the equivalent fractional integro-differential equation. We are using two methods of numerical integration: the fractional rectangle rule and the fractional trapezoidal rule to discretization of the integro-differential equation. The share of the trapezoidal rule in the integration scheme is determined by the parameter  $\phi \in [0, 1]$ , whose optimal value at this stage is unknown.
2. in the second stage, we determine the optimal value of the  $\phi$  parameter. This task is implemented as follows: for fixed values of the model and grid parameters (the value of  $p$  we get from the equation (17)) we minimize some functional expressing the sum of the absolute errors generated by the numerical scheme received in the previous point. The  $\phi$  values obtained in this way and the associated values of the model and mesh parameters create training set for the artificial neural network. Next, we create the artificial neural network to predict the values of the  $\phi$  parameter.
3. At this stage, the value of the  $\phi$  parameter is already known and can be used in the scheme from the first point. To make a numerical scheme independent of the analytical solution, we formulate an iterative algorithm that allows us to determine the value of the parameter  $p$  regardless of the equation (17).

## 4.1 Front fixing method

The basic idea of the front fixing method is a suitable choice of a new space variable for the governing equation. The transformation:

$$u = \frac{x}{p\tau^{\frac{\alpha}{2}}}, \quad (18)$$

fixes dissolution boundary at the point  $u = 1$  for all  $\tau$ . By using the following relationships

$$\frac{\partial^2 c(x, \tau)}{\partial x^2} = \frac{1}{p^2 \tau^\alpha} \frac{\partial^2 c(u, \tau)}{\partial u^2} \quad (19)$$

$$\begin{aligned} {}^C D_{0+, \tau}^\alpha c(u, \tau) &= \frac{1}{\Gamma(1-\alpha)} \int_0^\tau \frac{1}{(\tau-\xi)^\alpha} \frac{\partial c(u, \xi)}{\partial \xi} d\xi - \\ &\quad \frac{\alpha u}{2\Gamma(1-\alpha)} \int_0^\tau \frac{1}{(\tau-\xi)^\alpha} \frac{1}{\xi} \frac{\partial c(u, \xi)}{\partial u} d\xi \end{aligned} \quad (20)$$

and Property 3 and 4

$$I_{0+, \tau}^\alpha {}^C D_{0+, \tau}^\alpha c(u, \tau) - \frac{\alpha u}{2} I_{0+, \tau}^\alpha I_{0+, \tau}^{1-\alpha} \left( \frac{\partial}{\partial u} \frac{c(u, \tau)}{\tau} \right) = \frac{1}{p^2} I_{0+, \tau}^\alpha \left( \frac{1}{\tau^\alpha} \frac{\partial^2 c(u, \tau)}{\partial u^2} \right), \quad (21)$$

the subdiffusion equation (12) can be written

$$c(u, \tau) = c(u, 0) + \frac{\alpha u}{2} \int_0^\tau \frac{\partial}{\partial u} \frac{c(u, \xi)}{\xi} d\xi + \frac{1}{p^2 \Gamma(\alpha)} \int_0^\tau \frac{1}{(\tau-\xi)^{1-\alpha}} \frac{1}{\xi^\alpha} \frac{\partial^2 c(u, \xi)}{\partial u^2} d\xi. \quad (22)$$

Now, we introduce the auxiliary function

$$\bar{c}(u, \tau) = c(u, \tau) \tau^{-\alpha}. \quad (23)$$

So, finally, we get the integro-differential equation

$$\begin{aligned} \bar{c}(u, \tau) \tau^\alpha &= \bar{c}(u, 0) \tau_0^\alpha + \frac{\alpha u}{2} \int_0^\tau \frac{\partial}{\partial u} \frac{\bar{c}(u, \xi)}{\xi^{1-\alpha}} d\xi + \\ &+ \frac{1}{p^2 \Gamma(\alpha)} \int_0^\tau \frac{1}{(\tau-\xi)^{1-\alpha}} \frac{\partial^2 \bar{c}(u, \xi)}{\partial u^2} d\xi, \end{aligned} \quad (24)$$

supplemented by the boundary conditions

$$\bar{c}(0, \tau) = 0, \quad \bar{c}(1, \tau) = \tau^{-\alpha}, \quad (25)$$

and initial condition

$$\bar{c}(u, 0) = \lim_{\tau_0 \rightarrow 0^+} \tau_0^{-\alpha}. \quad (26)$$

It should be noted that due to further numerical considerations, we assume that  $\tau_0$  is a very small positive real number.

Here we should explain our new approach. We can see that the integro-differential equation discussed above, and in particular the last integral term on the right hand side of this equation can be discretized in different ways. In [26], the fractional trapezoidal rule was used to approximate the integral. However, it turns out that the use of the Al-Alaoui operator ([31],[22],[32]) significantly improves the integration accuracy, which will be shown in examples later in the paper.

The second component on the right hand side of equation (24) can be approximated using the central differential quotient to discretize the derivative of function  $c$  with respect to variable  $u$  and the rectangle rule for calculating the integral:

$$\frac{\alpha u_i}{2} \int_0^{\tau_{k+1}} \left( \frac{\partial \bar{c}(u, \xi)}{\partial u} \right)_{i,j} \frac{1}{\xi^{1-\alpha}} d\xi \approx \sum_{j=1}^{k+1} q_{i,j} (\bar{c}_{i+1,j} - \bar{c}_{i-1,j}), \quad (27)$$

where

$$q_{i,j} = \frac{\alpha i \tau_j^{\alpha-1} \Delta \tau}{4}. \quad (28)$$

Now let us apply the integration concept proposed by Al-Alaoui. First, we are using the fractional trapezoidal rule for the left-sided Riemann-Liouville integral and the differential quotient to discretize the second derivative

$$\frac{1}{p^2 \Gamma(\alpha)} \int_0^{\tau_{k+1}} \frac{1}{(\tau_{k+1} - \xi)^{1-\alpha}} \left( \frac{\partial^2 \bar{c}(u, \xi)}{\partial u^2} \right)_{i,j} d\xi \approx \sum_{j=0}^{k+1} r_{j,k+1} (\bar{c}_{i+1,j} - 2\bar{c}_{i,j} + \bar{c}_{i-1,j}), \quad (29)$$

where

$$r_{j,k+1} = \frac{1}{p^2 \Gamma(\alpha) (\Delta u)^2} \begin{cases} \frac{(\Delta \tau)^\alpha}{\alpha(\alpha+1)} (k^{\alpha+1} - (k-\alpha)(k+1)^\alpha) & \text{for } j=0 \\ \frac{(\Delta \tau)^\alpha}{\alpha(\alpha+1)} ((k-j+2)^{\alpha+1} + (k-j)^\alpha) & \text{for } 1 \leq j \leq k \\ -2(k-j+1)^{\alpha+1} & \text{for } 1 \leq j \leq k \\ \frac{(\Delta \tau)^\alpha}{\alpha(\alpha+1)} & \text{for } j=k+1 \end{cases} \quad (30)$$

Then we calculate the same integral, but this time using the fractional rectangle rule

$$\frac{1}{p^2 \Gamma(\alpha)} \int_0^{\tau_{k+1}} \frac{1}{(\tau_{k+1} - \xi)^{1-\alpha}} \left( \frac{\partial^2 \bar{c}(u, \xi)}{\partial u^2} \right)_{i,j} d\xi \approx \sum_{j=0}^k w_{j,k+1} (\bar{c}_{i+1,j} - 2\bar{c}_{i,j} + \bar{c}_{i-1,j}), \quad (31)$$

where

$$w_{j,k+1} = \frac{1}{p^2 \Gamma(\alpha)} \int_{\tau_j}^{\tau_{j+1}} \frac{1}{(\tau_{k+1} - \xi)^{1-\alpha}} d\xi = \frac{(\Delta \tau)^\alpha}{p^2 \Gamma(\alpha+1)} ((k+1-j)^\alpha - (k-j)^\alpha). \quad (32)$$

Finally, the approximation of the left-sided Riemann-Liouville integral can be expressed in the following form

$$\begin{aligned} & \frac{1}{p^2 \Gamma(\alpha)} \int_0^{\tau_{k+1}} \frac{1}{(\tau_{k+1} - \xi)^{1-\alpha}} \left( \frac{\partial^2 \bar{c}(u, \xi)}{\partial u^2} \right)_{i,j} d\xi \approx \\ & \approx \phi r_{k+1,k+1} (\bar{c}_{i+1,k+1} - 2\bar{c}_{i,k+1} + \bar{c}_{i-1,k+1}) + \\ & + \sum_{j=0}^k (\phi r_{j,k+1} + (1-\phi) w_{j,k+1}) (\bar{c}_{i+1,j} - 2\bar{c}_{i,j} + \bar{c}_{i-1,j}) \end{aligned} \quad (33)$$

Using formulas (27-33) and (24), we get a numerical scheme that can be written in the matrix form

$$\mathbf{A} \bar{\mathbf{C}}_{k+1} = \mathbf{B}, \quad (34)$$

where  $\mathbf{A}$  is an  $(m-1) \times (n-1)$  matrix of coefficients of system of linear equations

$$\mathbf{A} = \begin{bmatrix} a_{k+1}^2 & a_{1,k+1}^3 & 0 & 0 & \cdots & 0 & 0 & 0 \\ a_{2,k+1}^1 & a_{k+1}^2 & a_{2,k+1}^3 & 0 & \cdots & 0 & 0 & 0 \\ 0 & a_{3,k+1}^1 & a_{k+1}^2 & a_{3,k+1}^3 & \cdots & 0 & 0 & 0 \\ \vdots & \vdots & \vdots & \vdots & \ddots & \vdots & \vdots & \vdots \\ 0 & 0 & 0 & a_{i,k+1}^1 & a_{k+1}^2 & a_{i,k+1}^3 & 0 & 0 \\ \vdots & \vdots & \vdots & \vdots & \ddots & \vdots & \vdots & \vdots \\ 0 & 0 & 0 & 0 & \cdots & a_{m-2,k+1}^1 & a_{k+1}^2 & a_{m-2,k+1}^3 \\ 0 & 0 & 0 & 0 & \cdots & 0 & a_{m-1,k+1}^1 & a_{k+1}^2 \end{bmatrix}_{(m-1) \times (m-1)},$$

$\mathbf{B}$  is a column vector with  $n - 1$  entires

$$\mathbf{B} = \begin{bmatrix} b_1 - a_{1,k+1}^1 \bar{c}_{0,k+1} \\ b_2 \\ b_3 \\ \vdots \\ b_i \\ \vdots \\ b_{m-2} \\ b_{m-1} - a_{m-1,k+1}^3 \bar{c}_{m,k+1} \end{bmatrix}_{(m-1) \times 1},$$

and  $\bar{\mathbf{C}}_{k+1}$  is a column vector with  $m - 1$  entires. We define the elements of matrix  $\mathbf{A}$  and  $\mathbf{B}$  as follows:

$$\begin{aligned} a_{i,k+1}^1 &:= -\phi r_{k+1,k+1} + q_{i,k+1}, \\ a_{k+1}^2 &:= \tau_{k+1}^\alpha + 2\phi r_{k+1,k+1}, \\ a_{i,k+1}^3 &:= -\phi r_{k+1,k+1} - q_{i,k+1}, \\ b_i &:= \bar{c}_{i,0} \tau_0^\alpha + \sum_{j=0}^k (\phi r_{j,k+1} + (1 - \phi) w_{j,k+1}) (\bar{c}_{i+1,j} - 2\bar{c}_{i,j} + \bar{c}_{i-1,j}) + \\ &+ \sum_{j=1}^k q_{i,j} (\bar{c}_{i+1,j} - \bar{c}_{i-1,j}). \end{aligned}$$

The formulas below allow us to recover the original spatial variable  $x$  and function  $c$ .

$$c_{i,j} = \bar{c}_{i,j} \tau_j^\alpha, \quad (35)$$

$$x_{i,j} = u_i p \tau_j^{\alpha/2}. \quad (36)$$

Particular attention should be given to the fact that above-derived numerical scheme depends on two unknown parameters:  $p$  and  $\phi$ . In the next two subsections we will demonstrate how to determine their values.

## 4.2 Prediction of the $\phi$ parameter value using an artificial neural network

Simultaneous determination of the optimum value of the parameter  $\phi$  and  $p$  is very problematic. Therefore, this task will be divided into two stages. First, we determine the optimal  $\phi$  value. We will use an artificial neural network for this purpose, because this mathematical construct can generate predictions for very complex problems. Let us assume that the parameter  $\phi$  depends on three variables:  $\alpha$ ,  $\lambda$  and  $\Delta u$  (second grid parameter  $\Delta \tau$  depends on the spatial step as follows- in definition 6 adopted  $n = 4m$ ). The proposed network is a four-layer, unidirectional and a full neural network. The first network layer (input layer) consists of three neurons loading variables:  $\Delta u$ ,  $\lambda$ ,  $\alpha$  and bias neuron with a fixed value of 1. The first hidden layer of the network contains five neurons applying tanh as an activation function and bias neuron with a fixed value of 1. The next hidden layer also contains five neurons using a sigmoid function as an activation function and bias neuron with a fixed value of 1. The output layer contains one neuron applying sigmoid function as an activation function. Two criteria were used to select the number and type of neurons: the accuracy of the results generated by the network and it's as simple structure as possible. As we know, a large number of neurons in the hidden layer increases the computing power and flexibility of the neural



network while learning complicated patterns, but also contributes to good matching of the network to the training set and loss of generalizing ability on the test set. The learning process (adjustment of the weights to every connection between neurons) of the neural network was carried out using a backpropagation algorithm.

The neural network learning process requires a training set, which is a group of sample inputs we can feed into the neural network in order to train the model. The training set used in this paper was created as follows. We first determine the possible values of loading variables:  $\Delta u, \lambda, \alpha$ :

$$\begin{aligned}\Delta u \in z_1 &= \left\{ \frac{1}{25}, \frac{1}{50}, \frac{1}{75}, \frac{1}{100} \right\}, \\ \lambda \in z_2 &= \{0.25, 0.5, 0.75, 1, 1.25, 1.5, 1.75, 2, 2.25, 2.5, 2.75, 3\}, \\ \alpha \in z_3 &= \{0.2, 0.4, 0.6, 0.8, 1\}.\end{aligned}$$

Next, we solve a so-called inverse problem for set  $\{z_1 \times z_2 \times z_3\}$ . In an inverse problem, some information is not known, in our case we do not know parameter  $\phi$ . By minimizing the following functional

$$F(\phi) = \sum_{j=0}^n \sum_{i=0}^m |c_{i,j}(\phi) - c(x_i, \tau_j)|, \quad (37)$$

we find the approximate value of the parameter  $\phi$ . By  $c_{i,j}(\phi)$  and  $c(x_i, \tau_j)$  we denoted numerical solution obtained in mesh node  $(i\Delta x, j\Delta \tau)$  by the scheme proposed in subsection 4.1, where the value of  $p$  is known- obtained from formula (17) and closed analytical solution obtained from formulas (16), (17) respectively.

As a result of the neural network learning process, a set of weights was obtained that we wrote in the matrix form:

$$\begin{aligned}W_1 &:= \begin{pmatrix} 6.02145 & 2.14126 & 0.677927 & -13.8801 & 1.52535 \\ -0.514316 & 0.150222 & -0.853299 & 0.162208 & -0.88522 \\ 0.80747 & -7.26578 & -0.0383236 & -0.307713 & -5.98303 \\ -0.140854 & 2.3685 & 0.0361885 & -0.284572 & 5.68518 \end{pmatrix}, \\ W_2 &:= \begin{pmatrix} -7.18748 & -2.4983 & -0.72953 & -1.40697 & 0.748731 \\ -8.66802 & -2.94062 & 0.0381687 & -0.909638 & 0.268698 \\ -1.77908 & 0.0049326 & -4.28149 & -0.264405 & 0.382544 \\ 11.2767 & 2.75494 & -1.16368 & -2.87708 & -1.78879 \\ -7.43406 & -1.53303 & -1.25246 & -1.20859 & 1.33437 \\ -0.590041 & -0.72953 & 1.50501 & -2.31013 & -0.662821 \end{pmatrix}, \\ W_3 &:= \begin{pmatrix} 10.4966 \\ 3.34645 \\ 3.03464 \\ 4.17581 \\ -3.59841 \\ -0.490178 \end{pmatrix}.\end{aligned}$$

The  $W_1$  matrix contains the weight values connecting the network input layer with the first hidden layer. The row number of matrix  $W_1$  means the number of the neuron in the input layer, while the number of the matrix column means the number of the neuron in the first hidden layer. Matrixes  $M_2$  and  $M_3$  have an analogous interpretation as in the case of the  $M_1$  matrix, but refer to a subsequent network layers. Using the above matrix notation, we can write our neural network in the form of the following function of three variables:

$$\phi(\Delta u, \lambda, \alpha) := \text{Sig}(\psi(\text{Sig}(\psi(\text{Tanh}([\Delta u, \lambda, \alpha, 1] \times W_1)) \times W_2)) \times W_3), \quad (38)$$

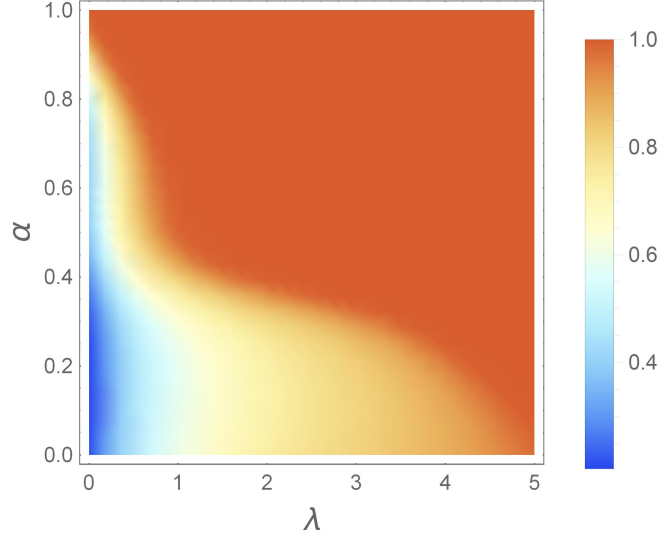


Figure 2: Plot of the  $\phi$  function for  $\alpha \in (0, 1)$ ,  $\lambda \in (0, 5)$  and  $\Delta x = 0.005$ .

whose values are illustrated in the Figure 2.

An important step in creating artificial neural networks is the process of validation, in which we use another group of sample inputs which were not included in training and are different from the samples in the training set. The 5th section of this paper is devoted to the validation process of the proposed artificial neural network.

### 4.3 Determination of the parameter $p$

A boundary surface, on which dissolution occurs, moves across the slab separating a region of a dissolved drug from an undissolved core as in Figure 1. The position of the dissolution front is described by the function  $s$  (dimensionless form) whose two values are known: at the beginning of the dissolution process  $s = 0$  and when dissolution is complete  $s = 1$ . Based on this simple observation, we formulate the convergence criterion

$$|1 - p\tau_n^{\frac{\alpha}{2}}| < \epsilon, \quad (39)$$

where

$$p = \frac{1}{n+1} \sum_{j=0}^n \sqrt{\lambda \frac{\Gamma(1 - \frac{\alpha}{2})\Delta c_j}{\Gamma(1 + \frac{\alpha}{2})\Delta u}}. \quad (40)$$

The proposed algorithm is a simple and more elegant version of the algorithm from [26], that can be written on the following block diagram

The block diagram presented in Figure 3 requires some additional detailed explanations, special attention should be given to the superscript  $s$  of the coefficient  $p$ . The difference in notation has its interpretation. The values:  $p_a, p_b, p_c$  contribute to the formation of a new spatial variable (18) used in numerical scheme (34)-they allow us to determine the end times  $\tau_n$ , while the superscript  $s$  means that the values:  $p_a^s, p_b^s, p_c^s$  have been calculated using the formula (40). The iterative algorithm ends when  $p_*$  and  $p_*^s$  are almost identical, when condition (39) is fulfilled.

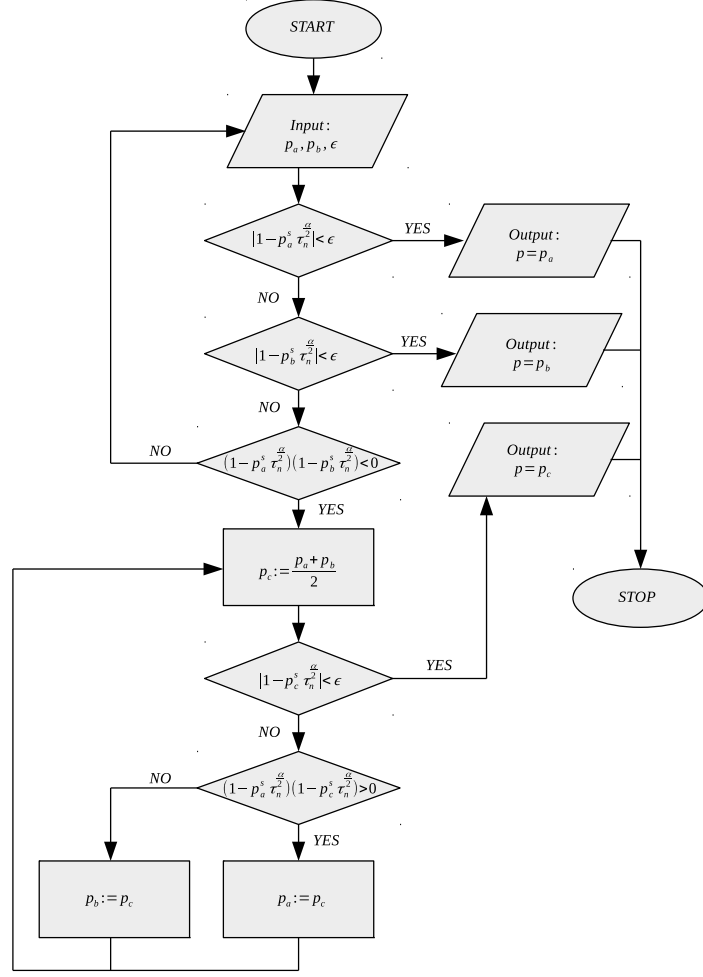


Figure 3: A block diagram of an iterative algorithm for determining the coefficient  $p$

## 5 Numerical examples

The method proposed in the paper is a modification of the numerical method described in [26], therefore we adopted the same values of the model parameters for validation of the new version of the method. Two variants of the meshes were used in the calculations: grid with a division into  $81 \times 241$  and  $201 \times 801$  nodes. The smaller mesh was used to generate the results in Tables 2 and 3, while the mesh with higher nodes density allowed to generate the data illustrated in Figures 4-18. Let us pay attention to an important fact, in the validation process of the neural network  $\phi$ , we assumed sample imputes different from the samples in the training set.

In Table 1 we collected the values of the coefficient  $p$  obtained from transcendental equation (17) using the Newton algorithm.

Table 1: Value of parameter  $p$  obtained from equation (17).

$\lambda$	$\alpha = 0.25$	$\alpha = 0.5$	$\alpha = 0.75$	$\alpha = 1$
1/3	0.546438	0.598238	0.669592	0.77614
2/3	0.736836	0.808016	0.90623	1.05134
1	0.871649	0.956298	1.07232	1.24014

Table 2 shows the values of the coefficient  $p$  obtained by the old version of the

method. A comparison of the values in Tables 2 and 3 with Table 1 clearly indicates that the scheme supported by the neural network gives much more accurate results.

Table 2: Values of parameter  $p$  obtained using the old version of the scheme.

$\lambda$	$\alpha = 0.25$	$\alpha = 0.5$	$\alpha = 0.75$	$\alpha = 1$
1/3	0.584814	0.618749	0.674536	0.774755
2/3	0.78916	0.822729	0.895849	1.050512
1	0.928442	0.957251	1.041601	1.240087

Table 3: Values of parameter  $p$  obtained using the new version of the scheme.

$\lambda$	$\alpha = 0.25$	$\alpha = 0.5$	$\alpha = 0.75$	$\alpha = 1$
1/3	0.543311	0.597387	0.660986	0.774755
2/3	0.730993	0.803931	0.892553	1.050512
1	0.862646	0.948828	1.041601	1.240087

In the further part of the paper, we will show detailed results obtained for  $\alpha \in \{0.25, 0.5\}$  and  $\lambda \in \{\frac{1}{3}, \frac{2}{3}\}$ , because according to Figure 2 and data collected in the tables above, the new numerical scheme has a large advantage over the old one, especially for small values of  $\alpha$  and  $\lambda$ .

In Figure 4, 5 and 6, we presented the drug concentration profiles obtained by the old version of the front fixing method. In all cases, the graphs were plotted for the time when the solid core of the drug was completely dissolved.

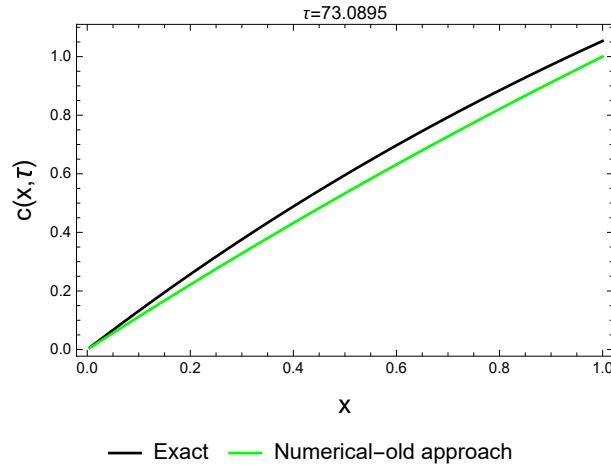


Figure 4: Numerical solution of function  $c$  for  $\lambda = \frac{1}{3}$  and  $\alpha = 0.25$ .

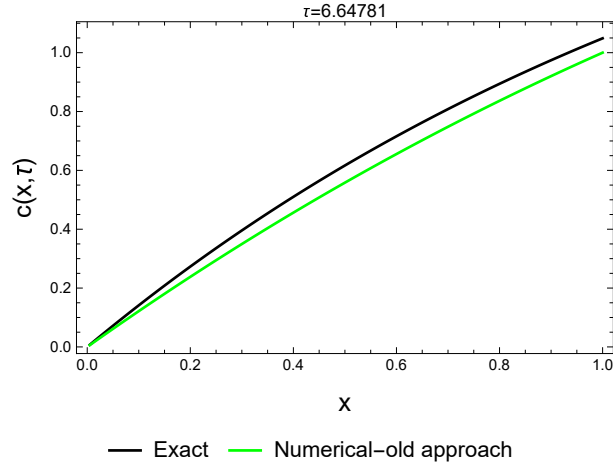


Figure 5: Numerical solution of function  $c$  for  $\lambda = \frac{2}{3}$  and  $\alpha = 0.25$ .

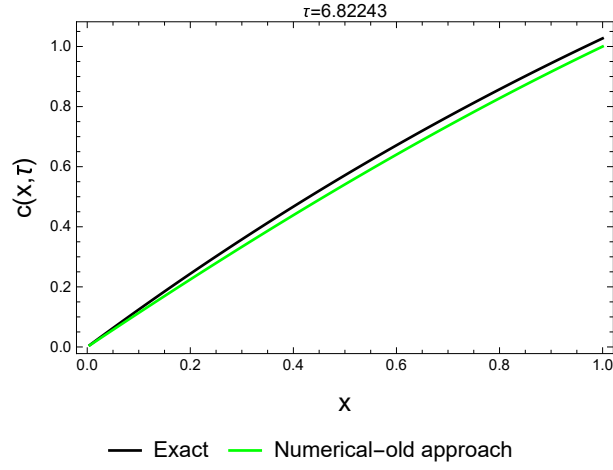


Figure 6: Numerical solution of function  $c$  for  $\lambda = \frac{1}{3}$  and  $\alpha = 0.5$ .

Similar results were presented in graph 7, 8 and 9, but were received by the method supported by an artificial neural network.

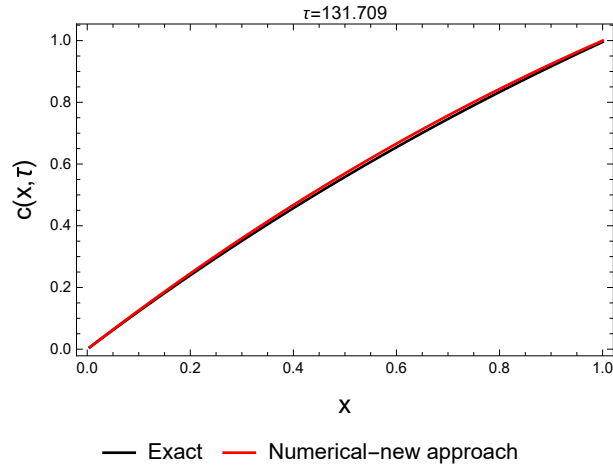


Figure 7: Numerical solution of function  $c$  for  $\lambda = \frac{1}{3}$  and  $\alpha = 0.25$ .

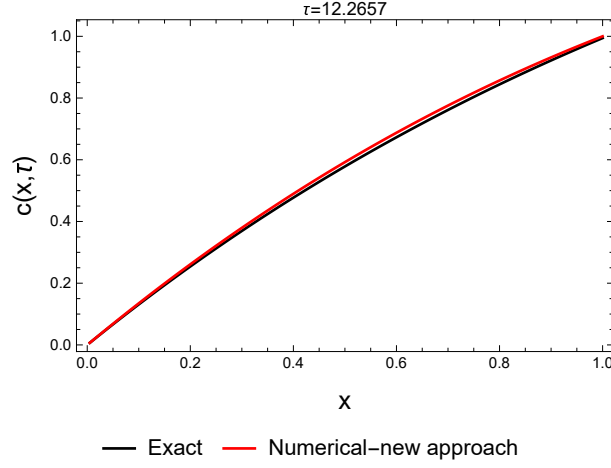


Figure 8: Numerical solution of function  $c$  for  $\lambda = \frac{2}{3}$  and  $\alpha = 0.25$ .

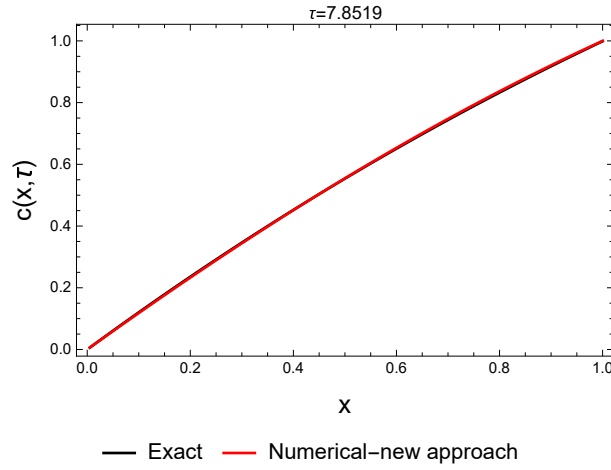


Figure 9: Numerical solution of function  $c$  for  $\lambda = \frac{1}{3}$  and  $\alpha = 0.5$ .

A boundary surface on which dissolution occurs, moves according to the graphs shown in Figure 10, 11 and 12. An analytical solution of the function  $s$  has been marked with a black line. The green and red lines represent the numerical solution obtained with the old version of the front fixing method and the new version respectively. Graph analysis in all three cases clearly indicates the advantage of the method supported by an artificial neural network.

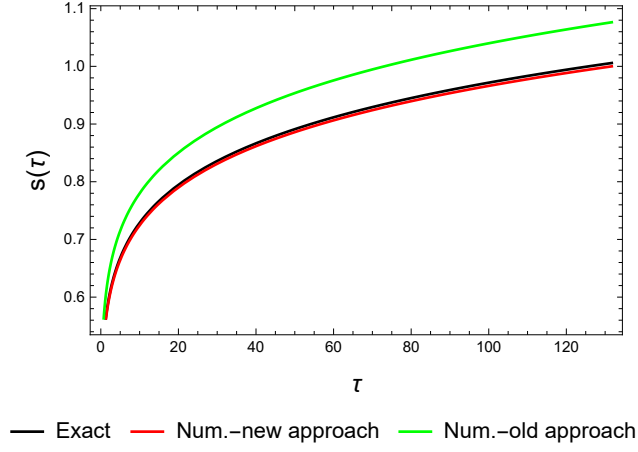


Figure 10: Numerical solution of function  $s$  for  $\lambda = \frac{1}{3}$  and  $\alpha = 0.25$ .

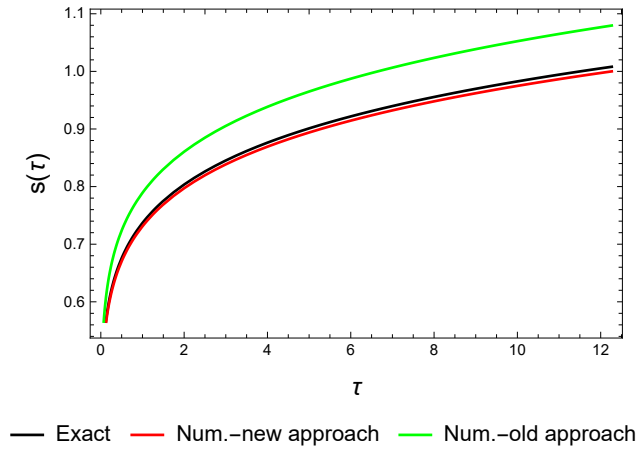


Figure 11: Numerical solution of function  $s$  for  $\lambda = \frac{2}{3}$  and  $\alpha = 0.25$ .

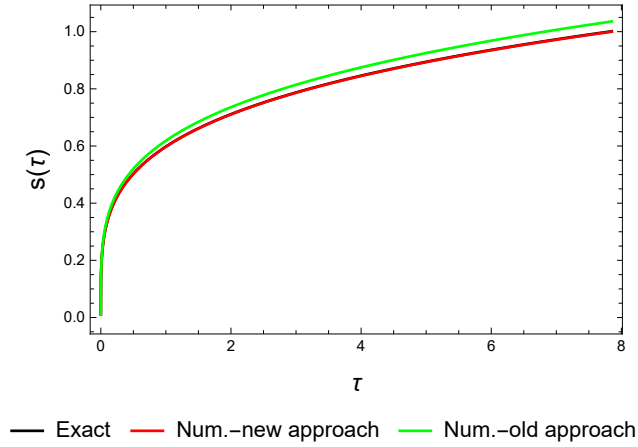


Figure 12: Numerical solution of function  $s$  for  $\lambda = \frac{1}{3}$  and  $\alpha = 0.5$ .

Figure 13, 14 and 15 shows the distribution of absolute errors in the domain  $[0, s(\tau^*)] \times [0, \tau^*]$  generated by the old version of the front fixing method.

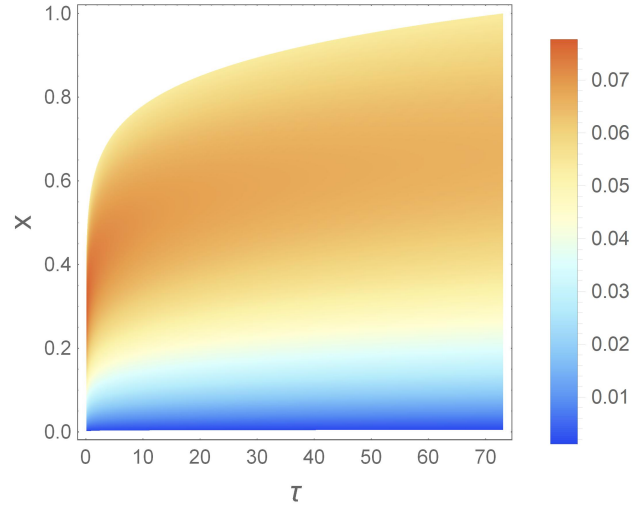


Figure 13: Absolute error generated by the old version of the numerical scheme for  $\lambda = \frac{1}{3}$  and  $\alpha = 0.25$ .

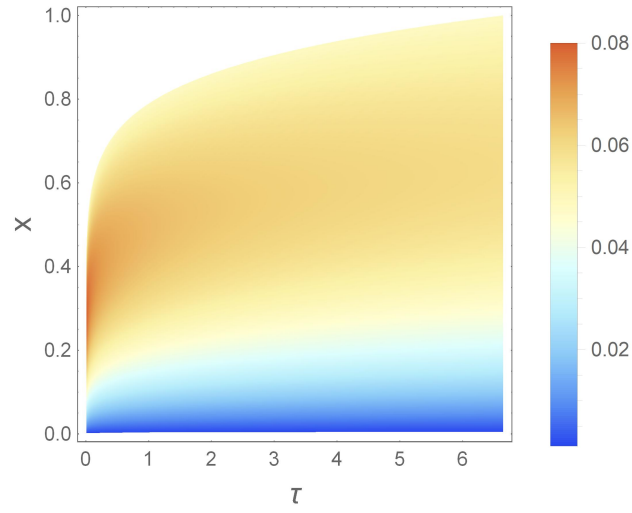


Figure 14: Absolute error generated by the old version of the numerical scheme for  $\lambda = \frac{2}{3}$  and  $\alpha = 0.25$ .



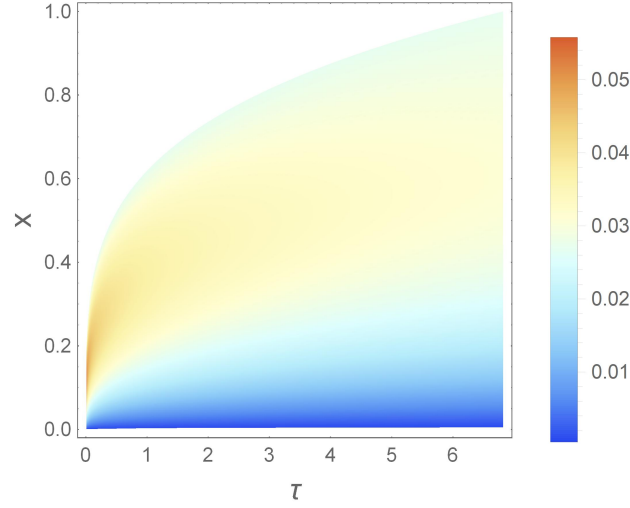


Figure 15: Absolute error generated by the old version of the numerical scheme for  $\lambda = \frac{1}{3}$  and  $\alpha = 0.5$ .

In the case of graphs in Figure 16, 17 and 18 we notice that the new method generates much smaller absolute errors. The analysis of Figures 13-18 also leads to an important observation. In all considered cases, we note the highest absolute error values for small values of variable  $\tau$ .

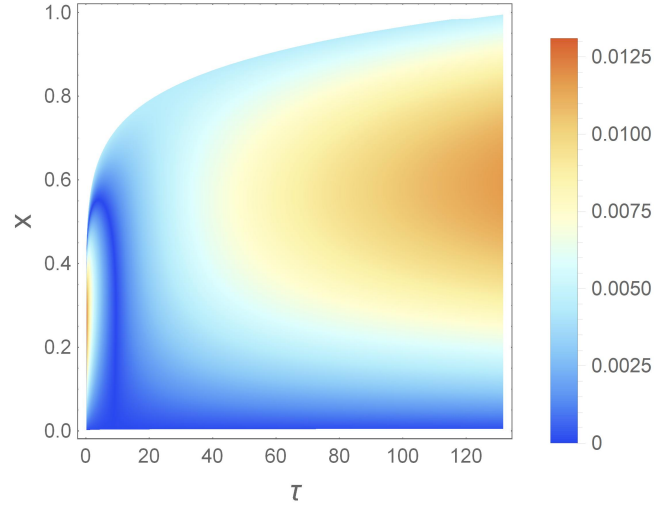


Figure 16: Absolute error generated by the new version of the numerical scheme for  $\lambda = \frac{1}{3}$  and  $\alpha = 0.25$ .

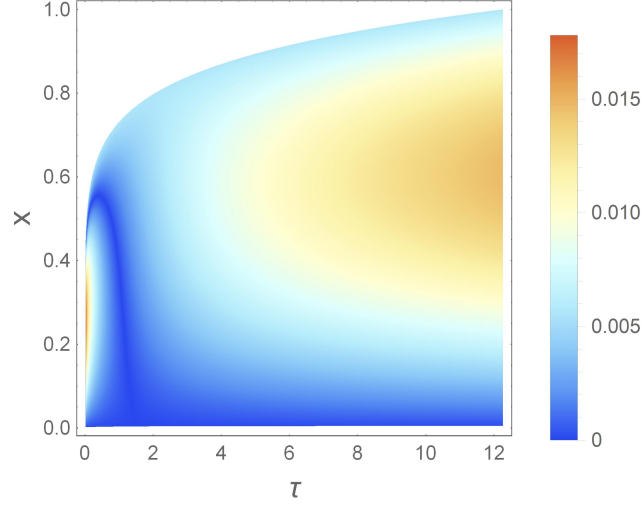


Figure 17: Absolute error generated by the new version of the numerical scheme for  $\lambda = \frac{2}{3}$  and  $\alpha = 0.25$ .

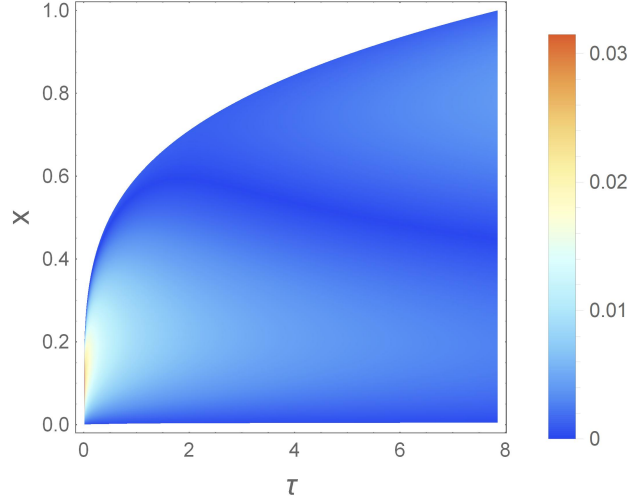


Figure 18: Absolute error generated by the new version of the numerical scheme for  $\lambda = \frac{1}{3}$  and  $\alpha = 0.5$ .

The essence of the front fixing method is the use of a new spatial variable (18) which has singularity at  $\tau = 0$  and is not defined at this point. Using a numerical approach consisting in taking as a starting point a very small positive number we generate some error at the beginning of calculations. This initial error is transferred to subsequent time layers of the mesh, indirectly by the preceding time layers, and directly through the first time layer in proportion to a certain weight. It seems that the numerical method supported by an artificial neural network allows us to limit the adverse effect of the results from the initial time layers.

## 6 Conclusions

In this paper we proposed a new version of the front fixing method supported by an artificial neural network. The new scheme allows us to obtain accurate results especially in cases where the previous version of the method generated relatively large errors, i.e. for  $\alpha < 0.5$ . It should be noted that the neural network presented in the paper is only a simple example of the application of artificial intelligence in the optimization process of numerical integration. The use of a more complex network could hypothetically improve results, but at the expense of simplicity and ease of use. The presented approach can also be extended to the two-phase fractional Lamé-Clapeyron-Stefan problem.

## References

- [1] E.R. Weeks, J.S. Urbach, and L. Swinney. Anomalous diffusion in asymmetric random walks with a quasi-geostrophic flow example. *Physica D: Nonlinear Phenomena*, 97:291–310, 1996.
- [2] T.H. Solomon, E.R. Weeks, and H.L. Swinney. Observations of anomalous diffusion and Lévy flights in a 2-dimensional rotating flow. *Physical Review Letters*, 71:3975–3979, 1993.
- [3] N. E. Humphries, N. Queiroz, J. R. M. Dyer, N. G. Pade, M. K. Musyl, K. M. Schaefer, D. W. Fuller, J. M. Brunnschweiler, T. K. Doyle, J. D. R. Houghton, G. C. Hays, C. S. Jones, L. R. Noble, V. J. Wearmouth, E. J. Southall, and David W. Sims. Environmental context explains Lévy and Brownian movement patterns of marine predators. *Nature*, 465:1066–1069, 2010.
- [4] T. Kosztolowicz, K. Dworecki, and S. Mrówczyński. How to measure subdiffusion parameters. *Physical Review Letters*, 94:170602, 2005.
- [5] T. Kosztolowicz, K. Dworecki, and S. Mrówczyński. Measuring subdiffusion parameters. *Physical Review E*, 71:041105, 2005.
- [6] R. Metzler and J. Klafter. The random walk:s guide to anomalous diffusion: a fractional dynamics approach. *Physics Reports*, 339:1–77, 2000.
- [7] R. Metzler and J. Klafter. The restaurant at the end of the random walk: recent developments in the description of anomalous transport by fractional dynamics. *Journal of Physics A: Mathematical and General*, 37:161–208, 2004.
- [8] J. Stefan. Über die theorie der eisbildung, insbesondere über die eisbildung im polarmeere. *Annalen der Physik und Chemie*, 278(2):269–286, 1891.
- [9] J. Crank. *Free and Moving Boundary Problems*. Clarendon Press, Oxford, 1984.
- [10] J.M. Hill. *One-Dimensional Stefan Problems: An Introduction*. Longman Scientific and Technical, New York, 1987.
- [11] L.I. Rubinstein. *The Stefan Problem*. American Mathematical Society, 1971.
- [12] S.C. Gupta. *The Classical Stefan Problem. Basic Concepts, Modeling and Analysis*. Elsevier, Amsterdam, 2003.
- [13] M. N. Ozisik. *Heat Conduction*. Wiley, 2 edition, 1993.
- [14] J. Liu and M. Xu. An exact solution to the moving boundary problem with fractional anomalous diffusion in drug release devices. *Zeitschrift für Angewandte Mathematik und Mechanik*, 84:22–28, 2004.

- [15] V.R. Voller. An exact solution of a limit case stefan problem governed by a fractional diffusion equation. *International Journal of Heat and Mass Transfer*, 53:5622–5625, 2010.
- [16] V.R. Voller and F. Falcini. Two exact solutions of a stefan problem with varying diffusivity. *International Journal of Heat and Mass Transfer*, 58:80–85, 2013.
- [17] J. Singh, P.K. Gupta, and K.N. Rai. Homotopy perturbation method to space-time fractional solidification in a finite slab. *Applied Mathematical Modelling*, 35:1937–1945, 2011.
- [18] Rajeev and M.S. Kushwaha. Homotopy perturbation method for a limit case stefan problem governed by fractional diffusion equation. *Applied Mathematical Modelling*, 37:3589–3599, 2013.
- [19] Xicheng Li, Mingyu Xu, and Shaowei Wang. Scale-invariant solutions to partial differential equations of fractional order with a moving boundary condition. *Journal of Physics A: Mathematical and Theoretical*, 41:155202, 2008.
- [20] S. Roscani and E. Marcus. Two equivalent stefan’s problems for the time fractional diffusion equation. *Fractional Calculus and Applied Analysis*, 16(4):802–815, 2013.
- [21] S.D. Roscani. Hopf lemma for the fractional diffusion operator and its application to a fractional free-boundary problem. *Journal of Mathematical Analysis and Applications*, 434(1):125–135, 2015.
- [22] M. A. Al-Alaoui. Al-alaoui operator and the  $\alpha$ -approximation for discretization of analog systems. *Facta Universitatis Ser.: Elec. Energ.*, 19(1):143–146, 2006.
- [23] Liu Junyi and Xu Mingyu. Some exact solutions to stefan problems with fractional differential equations. *Journal of Mathematical Analysis and Applications*, 351:536–542, 2009.
- [24] X. Gao, X. Jiang, and S. Chen. The numerical method for the moving boundary problem with space-fractional derivative in drug release devices. *Applied Mathematical Modelling*, 39:2385–2391, 2015.
- [25] V.R. Voller. Fractional stefan problems. *International Journal of Heat and Mass Transfer*, 74:269–277, 2014.
- [26] M. Blasik and M. Klimek. Numerical solution of the one phase 1d fractional Stefan problem using the front fixing method. *Mathematical Methods in the Applied Sciences*, 38(15):3214–3228, 2015.
- [27] M. Blasik. Numerical scheme for one-phase 1d fractional stefan problem using the similarity variable technique. *Journal of Applied Mathematics and Computational Mechanics*, 13(1):13–21, 2014.
- [28] A.A. Kilbas, H.M. Srivastava, and J.J. Trujillo. *Theory and Applications of Fractional Differential Equations*. Elsevier, Amsterdam, 2006.
- [29] G.I. Barenblatt. *Scaling, Self-Similarity, and Intermediate Asymptotics*. Cambridge University Press, Cambridge, 1996.
- [30] G.I. Barenblatt. *Scaling*. Cambridge University Press, Cambridge, 2003.
- [31] M. A. Al-Alaoui. Novel digital integrator and differentiator. *Electronics Letters*, 29(4):376–378, 1993.
- [32] M. A. Al-Alaoui. Al-alaoui operator and the new transformation polynomials for discretization of analogue systems. *Electrical Engining*, 90(6):455–467, 2008.