

IBRS: An Efficient Identity-based Batch Verification Scheme for VANETs Based on Ring Signature

Feng Liu, Qi Wang

Department of Computer Science and Engineering

Southern University of Science and Technology

Shenzhen, Guangdong 518055, China

liuf2017@mail.sustech.edu.cn, wangqi@sustech.edu.cn

Abstract—Vehicular ad-hoc networks (VANETs) are one of the most important components in an Intelligent Transportation System (ITS), which aims to provide information communication between vehicles. A safety-critical vehicular communication requires security, privacy, auditability and efficiency. To satisfy these requirements simultaneously, several conditional privacy-preserving authentication schemes are proposed by employing ring signature. However, these methods have been paid too little attention to the issues like *how to choose the valid ring members* or *how to set up a ring*. In this paper, we introduce an efficient conditional privacy-preserving scheme which provides an appropriate approach establishing the list of ring members. Moreover, our proposed scheme also supports batch verification to significantly reduce the computational cost. According to the analysis of security, our scheme is sufficiently resistant against several common attacks in VANETs. The performance results show that the proposed scheme is efficient and practical with both low computation and communication cost.

Index Terms—VANETs, ITS, ring signature, conditional privacy, batch verification

I. INTRODUCTION

Vehicular Ad-hoc Networks (VANETs) as a special case of Mobile Ad-hoc Networks (MANETs) optimized for vehicular environments play an important role in Intelligent Transportation Systems (ITS). In a typical scenario of ITS, each vehicle broadcast traffic-related information, such as its speed, position, the road condition, etc. via VANETs. After receiving these broadcast messages, vehicles analyze and extract meaningful information to drivers, or take corresponding control actions in some emergencies. In this way, road safety and efficiency will be greatly enhanced, and this is essential for automated vehicles. However, due to the high demand for road safety features, to design a practical protocol for VANETs is highly nontrivial. Most of the proposed schemes are built based on the IEEE 802.11p standard.

In IEEE 802.11p, the participants in the road are classified into two categories, i.e., On-Board Units (OBUs) and Road-Side Units (RSUs). Each vehicle is equipped with an OBU for broadcasting messages and handling the received messages. The RSUs are usually fixed along roads as the base stations to provide Internet access and extra road information for vehicles. Therefore, VANETs provide two different types of communication, namely, vehicle-to-infrastructure (V2I) and vehicle-to-vehicle (V2V) as shown in Fig. 1. Because the broadcast messages are necessary in important applications,

like collision avoidance, traffic optimization, we suppose that these messages have no necessary relevance to vehicles' identities. As a result, drivers can be reminded by receiving the broadcast messages from other vehicles or RSUs in VANETs. In practice, a trusted party, the Transportation Regulation Center (TRC), is needed to administrate the whole network. RSUs can connect with TRC for obtaining extra information.

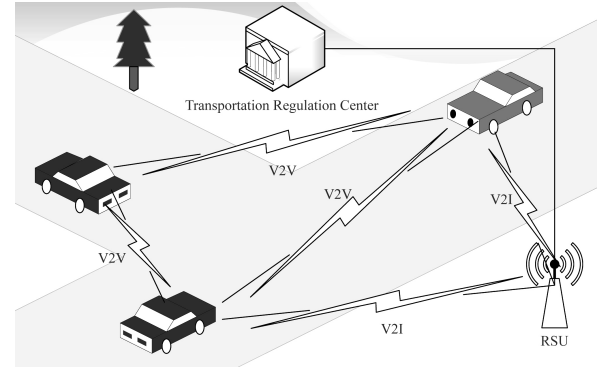


Fig. 1. VANETs overview

However, because of the open environment of VANETs, an attacker could send a forged message to confuse other drivers, which may further cause potential traffic hazards. To achieve road safety, it is essential to authenticate the validity of a message. The first serious discussions of road safety emerged in 2002 and utilized digital signatures [1]. After that, a considerable amount of work has been done based on different digital signature schemes [2].

When applying digital signature schemes in VANETs, upon each message will attach some extra information including signature, signer's certificate and so on. This extra information may be used to link to the driver's true identity, and this may lead to privacy disclosure. Therefore, *how to keep the anonymity of senders* while the message can be authenticated by verifiers becomes another essential issue in VANETs. One common approach is to replace the true identity with a random-like string called pseudonyms. On the other hand, in some specific scenarios such as a traffic accident, there should be a possibility to reveal the true identity of senders according to the attached information. To this end, a function of auditability should be provided. Thus, authentication,

privacy, and auditability are three basic requirements when designing a feasible scheme for communication in VANETs. Besides, due to the limited computation and storage capability of both OBUs and RSUs, efficiency should also be considered in VANETs.

In this paper, we propose a hybrid scheme, which employs ring signatures in VANETs with batch verification mode, and hereby efficiently enables auditability for ring members. More precisely, our contributions are summarized in the following:

- We propose a novel scheme for VANETs based on identity-based ring signature, where the procedure of creating a ring is restricted to make ring members auditable.
- We provide a batch mode for message verification. As indicated by performance, this makes our scheme highly efficient. To the best of our knowledge, this is the first attempt that applies ring batch verification in VANETs.
- We give security analysis of the proposed scheme and implement our scheme in the Raspberry Pi 3b+ platform.

The remainder of this paper is organized as follows. In Section II, some related work is presented to balance authentication and privacy in VANETs. Section III introduces the system model and some preliminary cryptographic primitives. In Section IV, a description of our schemes is given in detail. After that, security analysis and performance analysis are provided in Section V and Section VI respectively. Finally, Section VII concludes this paper and proposes some potential future work.

II. RELATED WORK

Numerous studies have attempted to employ pseudonym schemes to assure authentication and privacy simultaneously. Specifically, the cryptography tools utilized include public key infrastructure (PKI), identity-based cryptography (IBC), group signature, ring signature and so on (for recent surveys, see [2], [3]).

At the early stages of the study, PKI is most widely used in VANETs. In these schemes based on PKI, as a trusted party, Certificate Authority (CA) is needed. Each vehicle broadcasts messages attached to the corresponding signatures and public-key certificates. Taking the SeVeCom project [4] as an example, the elliptic curve digital signature algorithm (ECDSA) is utilized to assure efficiency. A pseudonym consists of two parts: a short-term key and its corresponding certificate. Since the use of certificates increases the communication overhead, it was alternatively suggested to employ IBC instead of certificates [1], [5].

Similarly, IBC-based schemes also adopt a set of short-term public keys to form vehicles' pseudonyms, while the procedure of pseudonym issuance differs. Note that in IBC-based schemes, a new entity—private key generator (PKG)—is introduced without the existence of CA. Thus, certificates are not attached when broadcasting messages in these schemes, and the communication overhead is thereby decreased.

There exists a major problem in both PKI-based and IBC-based pseudonym schemes: pseudonym change since it is not

sufficient to use a single pseudonym to preserve vehicles' privacy. In these two kinds of schemes, using a single pseudonym is not sufficient to preserve the vehicle's privacy. As a simple setting, each vehicle is equipped with a set of public keys, each of which can be viewed as an unlinkable pseudonym, and expires after a fixed amount of time. Wiedersheim et al. [6] pointed out that simple pseudonym change is not enough to preserve privacy. There have been attempts on the strategy of pseudonym change, e.g., mix-zone-based [7] and mix-context-based [8]. However, it is still mysterious to formalize the relationship between pseudonym change strategies and privacy level [2], [9].

The issue of pseudonym change can be eliminated in those schemes based on group signature and ring signature [2], [10], since messages are signed under the identity of a certain group rather than a single vehicle's pseudonym. Group signature-based schemes allow a vehicle to sign a message anonymously on behalf of the group. In group signatures, a special entity called group manager can reveal any signer's real identity from the corresponding signature. Till now, there has been little agreement on the choice of group manager [2]. As the administrator of the group, the group manager has the privilege to add or delete a group member. It is then straightforward to achieve auditability of group members by the group manager. It was suggested that RSUs serve as group managers [11], [12]. However, RSUs are vulnerable to some extent, and this setting is not sufficient to guarantee group members' privacy.

In comparison, ring signature-based schemes [13]–[15] further removes group managers by involving a set of different vehicles' public keys as the "group" (ring). In existing ring signature-based schemes, e.g., [13], each vehicle can collect other vehicles' public keys on roads and thereby checks the validity of ring members before verification. Unfortunately, this would lead to verification failure when a malicious vehicle broadcasts an invalid public key. As depicted in Fig. 2, due to the existence of a malicious vehicle in the ring, the generated signature by the whole ring would be rejected by other vehicles. In existing such schemes, privacy is the main focus while the lack of auditability of ring members is still a problem [13], [16].

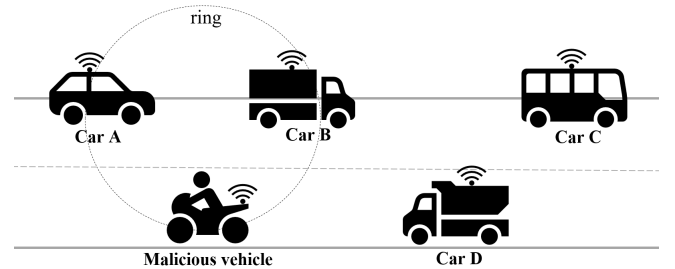


Fig. 2. A negative case in ring signature-based schemes

Notably, Petit et al. [2] emphasize that these categories are not hard-edged so that several recent works combine different techniques from the previous categories. Survey [3] listed these hybrid schemes and discussed their security and efficiency in

performance. These results pointed out that recently proposed schemes attempt to apply the batch verification of signatures into the verification procedure, which can greatly reduce the computation cost comparing with single verification.

III. PRELIMINARIES

In this section, we briefly introduce the system model, and several cryptographic primitives, including bilinear pairings, identity-based encryption, and identity-based ring signature.

A. System model

Generally, our VANETs model consists of four main entities: the Transportation Regulation Center (TRC), Law Enforcement Authorities (LEA), RSUs and vehicles equipped with OBUs. The detailed description of these entities is listed as follows.

- **TRC:** The TRC is a fully trusted party in the VANETs system with sufficient computation and storage capabilities. TRC takes charge of system initialization and registration of other entities like RSUs and vehicles. We assume that TRC can establish a secure channel with each RSU. Besides, TRC is also responsible for identity reveal and OBU revocation. Typically, to record the identities of those invalid vehicles, TRC manages a revocation list.
- **LEA:** LEA is the agency for ensuring the accountability of vehicles. In other words, when a vehicle broadcasts fake messages anonymously on purpose, the LEA can reveal the identity of the vehicle with the help of TRC.
- **RSUs:** An RSU usually plays an auxiliary role between TRC and vehicles. Namely, RSUs can communicate with TRC through wired or wireless networks and broadcast messages to vehicles in a restricted region. In our system, RSUs can obtain a revocation list from TRC periodically and delivery ring-member lists to vehicles.
- **Vehicles:** Each vehicle in this system is equipped with a communication device called OBU. We assume that each OBU contains hardware security modules (HSM), and the required cryptographic operations are executed inside HSMs.

B. Bilinear pairings

Bilinear pairings have been widely used to design various cryptographic schemes over the last two decades [17]–[19]. Let $\mathbb{G}_1, \mathbb{G}_2, \mathbb{G}_T$ be three cyclic groups of the same prime order q . Assume that the discrete logarithm problem in $\mathbb{G}_1, \mathbb{G}_2$ and \mathbb{G}_T is hard. Let $\hat{e} : \mathbb{G}_1 \times \mathbb{G}_2 \rightarrow \mathbb{G}_T$ be a bilinear pairing with the following properties:

1. Bilinearity: $\forall P \in \mathbb{G}_1, \forall Q \in \mathbb{G}_2$ and $\forall a, b \in \mathbb{Z}_q^*$, $\hat{e}(aP, bQ) = \hat{e}(P, Q)^{ab}$;
2. Non-degenerate: $\exists P \in \mathbb{G}_1, \exists Q \in \mathbb{G}_2$ such that $\hat{e}(P, Q) \neq 1$;
3. Computability: $\forall g_1 \in \mathbb{G}_1, \forall g_2 \in \mathbb{G}_2$, there is an efficient algorithm to compute $\hat{e}(g_1, g_2)$.

There are two hard-problem assumptions in bilinear pairings, i.e., Computational Bilinear Diffie-Hellman (CBDH)

Problem and Decisional Bilinear Diffie-Hellman (DBDH) Problem, as described in the following.

- CBDH: Given $P \in \mathbb{G}_1, aQ, bQ, cQ \in (\mathbb{G}_2)^3$, where $a, b, c \in_R (\mathbb{Z}_q^*)^3$, it is difficult to calculate $\hat{e}(P, Q)^{abc}$.
- DBDH: Given $P \in \mathbb{G}_1, aQ, bQ, cQ \in (\mathbb{G}_2)^3, h \in \mathbb{G}_T$, where $a, b, c \in_R (\mathbb{Z}_q^*)^3$, it is difficult to determine whether or not $h = \hat{e}(P, Q)^{abc} \bmod q$.

C. Identity-based cryptography

Bilinear pairings are used to construct identity-based encryption and signature schemes. Compared to traditional PKI, identity-based cryptography avoids CA since each user's public key can be automatically derived from the corresponding identity (e.g., user's phone number, email address). In general, a common Identity-based cryptosystem contains two basic algorithms.

1. $\text{Setup}(1^\kappa) \rightarrow \text{pp}$: Taken the input of security parameter κ , the algorithm $\text{Setup}(1^\kappa)$ first chooses a master secret key $s \in_R \mathbb{Z}_q^*$, and then outputs the public parameter $\text{pp} = \{\mathbb{G}_1, \mathbb{G}_2, \mathbb{G}_T, P, Q, PK_1, PK_2, q, \hat{e}, H_1, H_2\}$, where $\mathbb{G}_1, \mathbb{G}_2, \mathbb{G}_T, q, \hat{e}$ are described in Section III-B. P is the generator of \mathbb{G}_1 , Q is the generator of \mathbb{G}_2 , and $PK_1 = s \cdot P, PK_2 = s \cdot Q$. H_1, H_2 and H are three cryptographic hash function where $H_1 : \{0, 1\}^* \rightarrow \mathbb{G}_1, H_2 : \{0, 1\}^* \rightarrow \mathbb{G}_2, H : \{0, 1\}^* \rightarrow \mathbb{Z}_q^*$.
2. $\text{KeyGen}(\text{ID}_i) \rightarrow \{pk_i, sk_i\}$: When user i wants to obtain his/her public key and private key from the system, he/she first sends the specific identity ID_i to system. After authentication is accepted, the system runs $\text{KeyGen}(\text{ID}_i)$ to derive the user's public key pk_i and private key sk_i , where $pk_i = H_1(\text{ID}_i)$ and $sk_i = s \cdot pk_i$.

The first practical identity-based encryption scheme [17] was proposed in 2001 by Boneh and Franklin. In the rest of this paper, we use $\text{Enc}_{pk_i}(\cdot)$ and $\text{Dec}_{sk_i}(\cdot)$ to denote the variant of Identity-based encryption and decryption algorithms in [17] respectively.

Furthermore, an identity-based ring signature is also used in our scheme, which requires verifiers to verify messages through a specific set of signers. Being different from the traditional signature, an identity-based ring signature scheme requires verifier to verify messages through a specific set of signers.

We adopt the identity-based ring signature in [18] in our proposed scheme. There are two essential algorithms, i.e., signature algorithm $\text{Sign}_{sk_i}(m, L) \rightarrow \sigma$ and verification algorithm $\text{Verify}_L(\sigma, m) \rightarrow 0/1$, where m and L denote the message and the ring-member list, respectively.

IV. THE PROPOSED SCHEME

In this section, we illustrate our scheme in detail. First, we use an abstract pseudonym life-cycle [2] as shown in Fig. 3 to roughly describe how our scheme works. We divide the whole life-cycle into six phases: *initialization, key generation, ring list distribution, sign, verification and trace*.

After the initialization of TRC, each vehicle or RSU is assumed to obtain a pair of the public key and private key

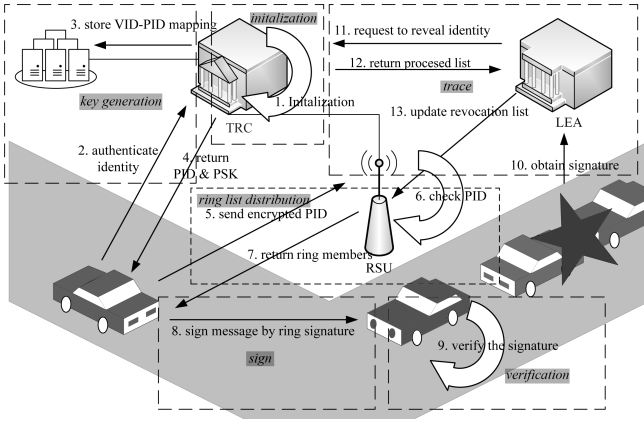


Fig. 3. Our proposed scheme

from TRC. The public key in this system is also regarded as the corresponding pseudonym. RSU also obtains a set of vehicles' pseudonyms from TRC in the progress of the key generation.

Once a vehicle enters into a certain region, it obtains a fresh pseudonym list from the local RSU by sending its pseudonym. Then the vehicle can choose pseudonyms from the list to sign messages by identity-based ring signature. Other vehicles can verify the signature locally by using the public parameters pre-loaded in OBUs. Moreover, LEA can reveal the real identity with the help of TRC in some specific scenarios (typically for misbehaviors). RSUs update the pseudonym revocation list (PRL) from LEAs for filtering the requests from invalid pseudonyms. Relevant notations are listed in Table I.

A. Initialization

In the beginning, for the given security parameter κ , TRC chooses the master secret key $s \in_R \mathbb{Z}_q^*$ randomly and outputs $\{\mathbb{G}_1, \mathbb{G}_2, \mathbb{G}_T, P, Q, PK_1, PK_2, q, \hat{e}, H_1, H_2, H\}$ as illustrated in Section III-B. Then LEA chooses its private key $s_{trac} \in_R \mathbb{Z}_q^*$ randomly, and calculates the corresponding public key $PK_{trac} = s_{trac} \cdot Q$. Finally, TRC sets the public parameters as $PP = \{\mathbb{G}_1, \mathbb{G}_2, \mathbb{G}_T, P, Q, PK_1, PK_2, PK_{trac}, q, \hat{e}, H_1, H_2, H\}$. We emphasize that the pairing used in the proposed scheme is asymmetric, i.e., $\mathbb{G}_1 \neq \mathbb{G}_2$ (this kind of pairing is sometimes called type 3, e.g., see [20]).

B. Key generation

After the initialization, vehicles, and RSUs obtain key pairs from TRC and pre-load PP . For a vehicle with its real identity VID_i , TRC runs $KeyGen(VID_i)$ and sends (PID_i, PSK_i, PP) to this vehicle. These parameters (PID_i, PSK_i, PP) are pre-loaded into the tamper-proof device in OBUs. For an RSU j with its real identity ID_j , similarly, it obtains the key pair (RID_j, RSK_j) from TRC, i.e. $RSK_j = s \cdot RID_j$. The complete procedure is shown in Table II.

TABLE I
NOTATION DECLARATIONS

Notations	Explanation
s	The master secret key
s_{trac}	The private key of LEA
PK_{trac}	The public key of LEA
PP	Public parameters
VID_i	Real ID number of vehicle i
PID_i	Public key (pseudonym) of vehicle i
PSK_i	Private key of vehicle i
RID_j	Public key of RSU j
RSK_j	Private key of RSU j
K_{i-j}	A shared secret key between vehicle i and RSU j
L	The ring list generated by RSUs
t_d	The expired date of L
L_s	The ring list used in ring signature
t	The timestamp for signature
tag	The traceable tag for signature
$KeyGen(\cdot)$	The key generation algorithm in Section III-C
$Sign_{sk}(\cdot)$	The ring signature algorithm in Section III-C
$Verify_{L_s}(\cdot)$	The verification algorithm in Section III-C
$Enc_{pk}(\cdot)$	The public encryption algorithm in Section III-C
$Dec_{sk}(\cdot)$	The public decryption algorithm in Section III-C
$ENC_k(\cdot)$	A symmetric encryption algorithm (e.g., AES)
$DEC_k(\cdot)$	A symmetric decryption algorithm corresponding to ENC
$HMAC_k(\cdot)$	A symmetric hash-based message authentication code
$a b$	String concatenation of a and b
$len(\cdot)$	Return the number of items in an object
PRL	Pseudonym revocation list

TABLE II
THE PROCEDURE OF KEY GENERATION

Key generation:

If id belongs to OBU, then

1. $VID := id$
2. $PID = H_1(VID)$
3. $PSK = s \cdot PID$
4. record $\{VID : PID\}$ mapping

If id belongs to RSU, then

1. $RID = H_2(id)$
2. $RSK = s \cdot RID$

C. Ring list distribution

To illustrate this procedure, assume that a vehicle i is communicating with an RSU j . In this process, RSU j always broadcasts RID_j in a designated area. When vehicle i receives RID_j , it will request the ring list L from RSU j by sending its encrypted public key PID_i .

Here the identity-based encryption algorithm $Enc_{pk}(\cdot)$ is adopted to encrypt PID_i . The findings in [20] show that there is an efficient way to transform the elements of \mathbb{G}_1 to a short representation in such an asymmetric pairing setting. Therefore, let PID'_i be the short representation of PID_i , then $Enc_{RID_j}(PID_i)$ and $Dec_{RSK_j}(C)$ are described in Table III.

After that, RSU will check whether PID_i is in PRL or not. If not, RSU will return a ring list L for the valid vehicle; otherwise, RSU will reject the request. More precisely, the procedure is presented in Table IV.

Because of the capability bottleneck of RSUs, we propose that RSUs store the shared keys locally to reduce computation.

TABLE III
THE ALGORITHMS OF Enc AND Dec

Encryption:
1. Choose $r \in_R \mathbb{Z}_q^*$ randomly
2. Compute $g = \hat{e}(PK_1, RID_j)$
3. Transform PID_i into PID'_i
4. Set ciphertext $C := (rP, PID'_i \oplus H(g^r))$
Decryption:
1. For ciphertext $C = (U, V)$
2. Decrypt C by using RSK_j : $PID'_i = V \oplus H(\hat{e}(U, RSK_j))$
3. Restore PID_i from PID'_i

TABLE IV
THE PROCEDURE OF RING LIST DISTRIBUTION

Ring list distribution:
1. RSU j broadcasts its public key RID_j .
2. When vehicle i receives RID_j , it sends the encrypted pseudonym $C = \text{Enc}_{RSK_j}(PID_i)$.
3. After RSU j receives the ciphertext C , it computes $RID_i = \text{Dec}_{RSK_j}(C)$.
4. RSU checks if PID_i is in the revocation list PRL . If yes, simply rejects the requirement.
5. If PID_i is not in PRL , then RSU j computes a shared secret key $K_{j-i} = \hat{e}(PID_i, RSK_j)$, and uses Encrypt-then-MAC approach to deliver the ring list L , i.e., compute $C^* = \mathcal{ENC}_{K_{j-i}}(L)$ and $\Sigma = \mathcal{HMAC}_{K_{j-i}}(C^* t_d)$. Finally sends (C^*, Σ, t_d) to the vehicle.
6. After the vehicle receives the ciphertext, it first computes the shared secret key $K_{i-j} = \hat{e}(PSK_i, RID_j)$, then checks the message authentication code Σ and recovers $L = \mathcal{DEC}_{K_{i-j}}(C^*)$.

D. Sign

For a vehicle V_k holding a ring list L with an unexpired t_d , it first choose $n' - 1$ pseudonyms from L randomly to establish a ring list L_s , i.e., $L_s = \{PID_1, PID_2, \dots, PID_k, \dots, PID_{n'}\}$. Then it could use ring signature as described in Section III-C, i.e., $\sigma = \text{Sign}_{PSK_k}(m || tag || t, L_s)$, where $tag = \hat{e}(H_1(VID_\ell || t), PK_{trac})$. Finally it broadcasts (m, σ, L_s, t, tag) . The detailed procedure is illustrated in Table V.

TABLE V
THE PROCEDURE OF SIGNING

Sign:
If t_d is not expired, then
1. Choose $n' - 1$ PID from L randomly, and set $L_s := \{PID_1, PID_2, \dots, PID_k, \dots, PID_{n'}\}$
2. For i from 1 to n' and $i \neq k$, compute: $U_i \leftarrow_R \mathbb{G}_1, h_i = H(m tag t L_s U_i)$
3. $r' \leftarrow_R \mathbb{Z}_q^*, U_k = r'PID_k - \sum_{r=1, r \neq k}^{n'} (U_i + h_iPID_i)$
4. $h_k = H(m tag t L_s U_k), V = (h_k + r')PSK_k$
5. Return $\sigma := (\{U_i\}_{i=1}^{n'}, V)$

E. Verification

When the vehicle, e.g., V_ℓ receives (m, σ, L_s, t, tag) , it first checks t to prevent replay attack. If the check passes, then it runs $\text{Verify}_{L_s}(m || tag || t, \sigma)$ to check the validity of the signature.

As mentioned above, consider the limited capacity of OBUs, we suggest adopting batch verification proposed in [21]. Table. VI presents the procedures of single verification and batch verification in detail.

TABLE VI
THE PROCEDURES OF VERIFICATION

Single verification:
1. Let $\sigma = (\{U_i\}_{i=1}^{n'}, V)$, $L_s = (PID_1, PID_2, \dots, PID_{n'})$
2. For i from 1 to n' , compute: $h_i = H(m tag t L_s U_i)$
3. Return $\hat{e}(\sum_{i=1}^{n'} (U_i + h_iPID_i), PK_2) \stackrel{?}{=} \hat{e}(V, Q)$
Batch verification:
1. Given η messages and corresponding signatures, i.e., $\sigma_{batch} = \{\sigma_1, \sigma_2, \dots, \sigma_\eta\}$, $M_{batch} = \{m_1, m_2, \dots, m_\eta\}$, and $L_{batch} = \{L_{s1}, L_{s2}, \dots, L_{s\eta}\}$
2. For i from 1 to η , and $\forall j \in \{1, \text{len}(L_{si})\}$, compute: $h_{ij} = H(m_i tag_i t_i L_{si} U_{ij})$
3. Return $\hat{e}(\sum_{i=1}^\eta \sum_{j=1}^{\text{len}(L_{si})} (U_{ij} + h_{ij}PID_{ij}), PK_2) \stackrel{?}{=} \hat{e}(\sum_{i=1}^\eta V_i, Q)$

F. Trace

Once LEA detects misbehaviors in VANETs, it first calculates $tag' = tag^{1/strac}$ and sends $\{L_s, t\}$ to TRC. For $L_s = \{PID_1, PID_2, \dots, PID_{n'}\}$, TRC computes $H'_i = \hat{e}(H_i(VID_i || t), P), \forall i \in \{1, 2, \dots, n'\}$, and returns $\cup_{i=1}^{n'} \{H'_i\}$. By comparing tag' and $\cup_{i=1}^{n'} \{H'_i\}$, LEA can determine the signer's pseudonym. Furthermore, LEA would find out the signer's true identity by sending the pseudonym to TRC.

V. SECURITY ANALYSIS

In this section, we analyze the security of our scheme. Recalling the assumptions in Section III, each OBU has a secure module called HSM, so that HSM provides an independent environment to perform these required cryptographic operations. Each HSM consists of 5 sub-modules as shown in Fig 4. Hereafter, all analysis is based on the assumption of HSMs.

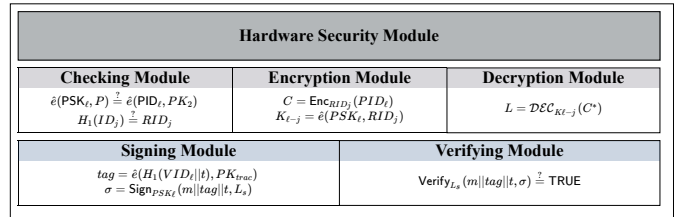


Fig. 4. Abstract construction of HSM

A. Correctness

In V2I communication, when vehicle V_ℓ enters the region within the range of RSU $_j$, it will receive the broadcasting RID_j in this region. Once V_ℓ obtains RID_j , it can invoke the Checking Module to check the validity of RSU $_j$. In the process of delivering PID_ℓ , the correctness and security are guaranteed

by the property of identity-based encryption scheme [17]. According to the property of bilinear pairing, we know that:

$$\begin{aligned} K_{\ell-j} &= \hat{e}(\text{PSK}_\ell, \text{RID}_j) \\ &= \hat{e}(\text{PID}_\ell, \text{RID}_j)^s \\ &= \hat{e}(\text{PID}_\ell, \text{RSK}_j) \\ &= K_{j-\ell} \end{aligned}$$

It is clearly that both RSU_j and V_ℓ obtain the same shared key, and can establish an efficient trusted channel for further communication through symmetric cryptography.

In V2V communication, if the procedure of signing a message m is executed correctly, then the corresponding signature σ must satisfy the verifying equation.

B. Unforgeability

We say that if a signature σ is unforgeable, an adversary should not be able to generate a signature for a new message, given a few signatures corresponding to the messages of his own choice. Since the ring signature scheme [18] we employed is proven to be unforgeable against chosen message attacks in the random oracle model, we note that our protocol is unforgeable.

C. Conditional anonymity

In V2I communication, RSU_j only knows the pseudonym of V_ℓ rather than the true identity of V_ℓ (i.e., VID_ℓ). As for V2V communication, the true signer is hidden in a set of pseudonyms L . For any eavesdroppers in VANETs, they cannot figure out the true signer from L even though they knowing the corresponding tag . Only the LEA can identify the signer in L through the secret tracing key s_{trac} .

D. Against reply attack

Since each message contains a timestamp in our scheme, namely, once the vehicles figure out that the message is expired, then it will be abandoned before being verified. If an adversary forges a fresh timestamp to replace the original one, then this message must not be able to pass the verification.

VI. PERFORMANCE ANALYSIS

In this section, we evaluate the performance of the proposed scheme in terms of both computation cost and communication cost. To be specific, we adopt “MNT159” with degree 6 as the asymmetric group \mathbb{G}_1 which has a 159-bit base field size. In contrast to some recent work where symmetric groups like “SS512” are employed, we argue that “MNT159” has a shorter presentation for group elements and is more efficient in batch verification according to [21] while providing an approximate secure level [22]. Table VII lists the concrete security level under different elliptic-curve settings.

All experiments are performed on Raspberry Pi 3b+ which is a cheap microcomputer with a 1.4 GHz ARM CPU and 1 GB RAM running Debian Linux operation system. Besides, we invoke the cryptographic framework CHARM [23] to implement the proposed scheme.

TABLE VII
THE SECURITY LEVEL OF DIFFERENT ELLIPTIC CURVES

	\mathbb{G}_1	\mathbb{G}_2	\mathbb{G}_T	Security level
MNT159	159 bits	477 bits	945 bits	70 bits
SS512	512 bits	512 bits	1024 bits	80 bits
Secp160k1*	160 bits	-	-	80 bits

* Secp160k1 is a standardized elliptic curve which is widely used in mainstream applications such as SSL.

A. Computation cost

To illustrate the computation cost of our scheme clearly, we provide the real-world benchmark in CHARM of different operations in three types of elliptic curves as shown in Table VIII.

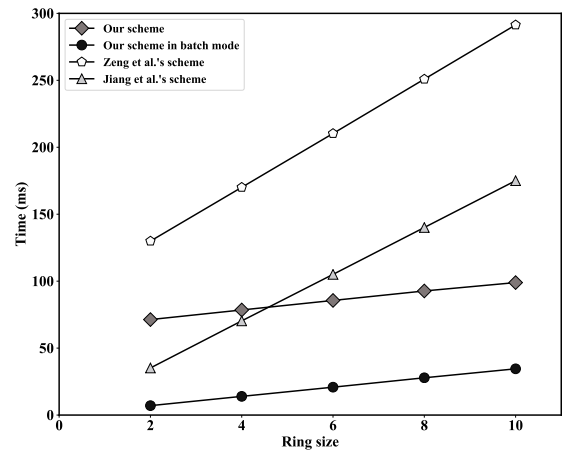


Fig. 5. The computation cost of verification with respect to ring size

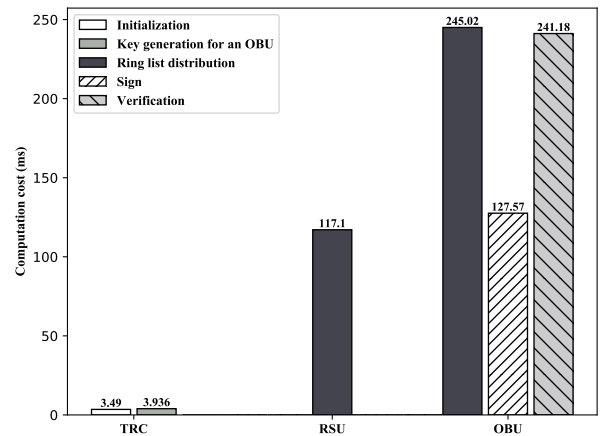


Fig. 6. The computation cost for each phase and entity

Furthermore, to present the performance differences, we compare the computation cost of verification of our scheme, and the other two schemes proposed by Zeng et al. [13],

TABLE VIII
THE TIME COST* OF EXECUTING DIFFERENT CRYPTOGRAPHIC OPERATIONS IN DIFFERENT ELLIPTIC CURVES

Symbol	Description	MNT159	SS512	Secp160k1
T_{bp}	The execution time of one bilinear pairing operation	117.10	54.50	-
T_{ep}	The execution time of one exponentiation operation on \mathbb{G}_T	10.82	2.06	-
T_{em}	The execution time of one scale multiplication operation on \mathbb{G}_1	3.49	9.94	3.32
T_{mph}	The execution time of one map-to-point hash operation on \mathbb{G}_1	0.446	31.91	-

* The execution time is measured in milliseconds, each operation is evaluated in 1000 times and calculate the average value.

TABLE IX
THE COMPUTATION COST OF SIGNING AND VERIFICATION FOR A SINGLE MESSAGE*

	Message signing (ms)	Message verification (ms)
Jiang et al.'s scheme [14]	$5T_{em} \approx 16.6$	$6T_{em} \approx 19.92$
Zeng et al.'s scheme [13]	$3T_{bp} + 4T_{ep} + 4T_{em} + 2T_{mph} \approx 275.02$	$3T_{bp} + 3T_{ep} + 4T_{em} \approx 209.14$
Our scheme	$3T_{em} + T_{bp} \approx 127.57$	$2(T_{bp} + T_{em}) \approx 255.84$

* The ring size is 2.

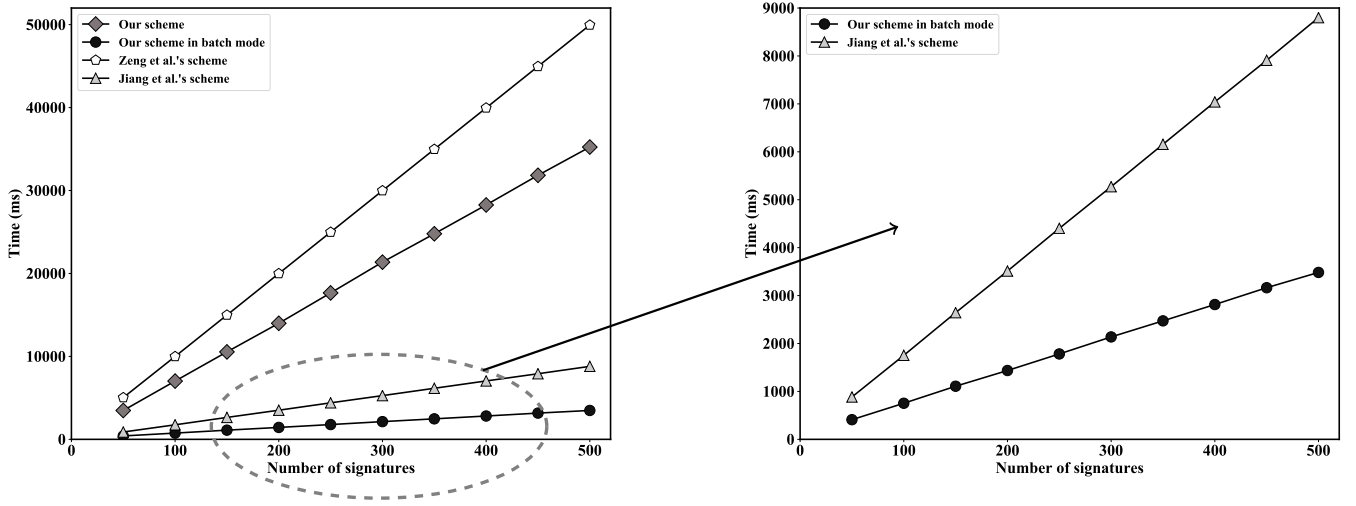


Fig. 7. The computation cost of verification with respect to the number of messages (ring size = 2)

Jiang et al. [14] respectively. Zeng et al.'s scheme is based on symmetric bilinear pairing, while Jiang et al.'s scheme is based on a normal elliptic curve. So that the measurements for these two schemes are taken on SS512 and Secp160k1 respectively.

Though it seems that our scheme should employ elliptic curve like Secp160k1 rather than MNT159 according to Table VIII, the bilinear pairings have advantages in building identity-based cryptosystem which can reduce the communication overhead in high-density networks.

It is widely assumed [2], [3], [24] that OBUs have limited computation capacity. However, Fig. 5 shows the computation cost of the ring signature depends on the number of ring members. Since a 2-member ring is applied in some lightweight applications such as email signing [25] and VANETs [15], we argue that privacy can be assured with using the 2-member ring in our scheme. Based on the benchmark, when ring size is 2, the computation cost for each phase and entity is shown in Fig. 6.

According to the implementation results, we find that distributing a ring list is time-consuming. However, in the phase of ring-list distribution, the shared key could be cached in OBU which will avoid double-counting in the next time.

The results in Table VI-A imply that the schemes based on bilinear pairings have no advantages on the computation of signing and verification procedure. However, in most scenarios, vehicles receive a batch of messages simultaneously rather than a single message. The results in Fig. 7 shows that enabling batch verification will greatly decrease the computation overhead.

B. Communication cost

Because the approaches in Jiang et al.'s scheme [14] is based on the ElGamal cryptosystem where the generated signature consists of group elements in pairs. On the other hand, the generated signature based on bilinear pairing could consist of one group element (e.g., short signature).

Zeng et al.'s scheme is based on symmetric bilinear pairing where the size of elements in \mathbb{G}_T is much larger than that

TABLE X
COMMUNICATION COST (BYTES)*

	A single pseudonym	A single signature
Jiang et al.'s scheme [14]	38	308
Zeng et al.'s scheme [13]	90	936
Our scheme	30	90

* The communication cost is evaluated by the built-in function `serialize()` with enabling compression in CHARM.

in \mathbb{G}_T under the approximate security setting. The results in Table X also show that our scheme is more efficient in terms of communication costs than the other ring signature-based schemes.

VII. CONCLUSION

In this paper, we propose an efficient identity-based batch verification scheme for VANETs based on the ring signature. Unlike other ring signature-based schemes, we restrict the generation of a ring to avoid disruptions from malicious vehicles. Consider that VANETs are highly dense in most real-world scenarios, we adopt batch verification and bilinear pairing to reduce the computation and communication cost respectively. To simulate the environment of OBUs, we implement the proposed scheme on the Raspberry Pi 3b+ platform. By comparing with other related schemes, our scheme is much more efficient in computation and communication with batch mode.

Due to limited space, the approach for finding invalid signatures in batch verification is not shown in this paper. As a possible direction of future work, we will give a more comprehensive illustration of applying batch verification in VANETs. Moreover, it might be interesting to consider building HSMs in real-world applications based on the trusted execution environment (TEE) such as ARM's TrustZone.

REFERENCES

- [1] Magda El Zarki, Sharad Mehrotra, Gene Tsudik, Nalini Venkatasubramanian, et al. Security issues in a future vehicular network. In *European Wireless*, volume 2, 2002.
- [2] Jonathan Petit, Florian Schaub, Michael Feiri, and Frank Kargl. Pseudonym schemes in vehicular networks: A survey. *IEEE Communications Surveys & Tutorials*, 17(1):228–255, 2014.
- [3] Ikram Ali, Alzubair Hassan, and Fagen Li. Authentication and privacy schemes for vehicular ad hoc networks (vanets): A survey. *Vehicular Communications*, 2019.
- [4] Björn Wiedersheim, Michel Sall, and Guillaume Reinhard. Sevecomsecurity and privacy in car2car ad hoc networks. In *2009 9th International Conference on Intelligent Transport Systems Telecommunications (ITST)*, pages 658–661. IEEE, 2009.
- [5] Pandurang Kamat, Arati Baliga, and Wade Trappe. An identity-based security framework for vanets. In *Proceedings of the 3rd International Workshop on Vehicular ad hoc Networks*, pages 94–95. ACM, 2006.
- [6] Björn Wiedersheim, Zhendong Ma, Frank Kargl, and Panos Papadimitratos. Privacy in inter-vehicular networks: Why simple pseudonym change is not enough. In *2010 Seventh International Conference on Wireless On-Demand Network Systems and Services (WONS)*, pages 176–183. IEEE, 2010.
- [7] Bidi Ying, Dimitrios Makrakis, and Hussein T Mouftah. Dynamic mix-zone for location privacy in vehicular networks. *IEEE Communications Letters*, 17(8):1524–1527, 2013.
- [8] Matthias Gerlach and Felix Guttler. Privacy in vanets using changing pseudonyms-ideal and real. In *2007 IEEE 65th Vehicular Technology Conference-VTC2007-Spring*, pages 2521–2525. IEEE, 2007.
- [9] Abdelwahab Boulouache, Sidi-Mohammed Senouci, and Samira Mous-saoui. A survey on pseudonym changing strategies for vehicular ad-hoc networks. *IEEE Communications Surveys & Tutorials*, 20(1):770–790, 2017.
- [10] Giorgio Calandriello, Panos Papadimitratos, Jean-Pierre Hubaux, and Antonio Lioy. Efficient and robust pseudonymous authentication in vanet. In *Proceedings of the fourth ACM International Workshop on Vehicular Ad Hoc Networks*, pages 19–28. ACM, 2007.
- [11] Min-Ho Park, Gi-Poong Gwon, Seung-Woo Seo, and Han-You Jeong. Rsu-based distributed key management (rdkm) for secure vehicular multicast communications. *IEEE Journal on Selected Areas in Communications*, 29(3):644–658, 2011.
- [12] Lei Zhang, Qianhong Wu, Agusti Solanas, and Josep Domingo-Ferrer. A scalable robust authentication protocol for secure vehicular communications. *IEEE Transactions on Vehicular Technology*, 59(4):1606–1617, 2009.
- [13] Sheng-Ke Zeng, Yuan Huang, and Xing-Wei Liu. Privacy-preserving communication for vanets with conditionally anonymous ring signature. *International Journal of Network Security*, 17(2):135–141, 2015.
- [14] Yichen Jiang, Yi Ji, and Tianhua Liu. An anonymous communication scheme based on ring signature in vanets. *arXiv preprint arXiv:1410.1639*, 2014.
- [15] Shengke Zeng and Yong Chen. Concurrently deniable group key agreement and its application to privacy-preserving vanets. *Wireless Communications and Mobile Computing*, 2018, 2018.
- [16] Brijesh Kumar Chaurasia and Shekhar Verma. Conditional privacy through ring signature in vehicular ad-hoc networks. In *Transactions on Computational Science XIII*, pages 147–156. Springer, 2011.
- [17] Dan Boneh and Matt Franklin. Identity-based encryption from the weil pairing. In *Annual International Cryptology Conference*, pages 213–229. Springer, 2001.
- [18] Sherman SM Chow, Siu-Ming Yiu, and Lucas CK Hui. Efficient identity based ring signature. In *International Conference on Applied Cryptography and Network Security*, pages 499–512. Springer, 2005.
- [19] Fangguo Zhang and Kwangjo Kim. Id-based blind signature and ring signature from pairings. In *International Conference on the Theory and Application of Cryptology and Information Security*, pages 533–547. Springer, 2002.
- [20] Steven D Galbraith, Kenneth G Paterson, and Nigel P Smart. Pairings for cryptographers. *Discrete Applied Mathematics*, 156(16):3113–3121, 2008.
- [21] Anna Lisa Ferrara, Matthew Green, Susan Hohenberger, and Michael Østergaard Pedersen. Practical short signature batch verification. In *Cryptographers Track at the RSA Conference*, pages 309–324. Springer, 2009.
- [22] Roger Dingledine and Philippe Golle. *Financial Cryptography and Data Security: 13th International Conference, FC 2009, Accra Beach, Barbados, February 23-26, 2009. Revised Selected Papers*, volume 5628. Springer Science & Business Media, 2009.
- [23] Joseph A. Akinyele, Christina Garman, Ian Miers, Matthew W. Pagano, Michael Rushanan, Matthew Green, and Aviel D. Rubin. Charm: a framework for rapidly prototyping cryptosystems. *Journal of Cryptographic Engineering*, 3(2):111–128, 2013.
- [24] Qamas Gul Khan Safi, Senlin Luo, Chao Wei, Limin Pan, and Guanglu Yan. Cloud-based security and privacy-aware information dissemination over ubiquitous vanets. *Computer standards & interfaces*, 56:107–115, 2018.
- [25] Ben Adida, David Chau, Susan Hohenberger, and Ronald L Rivest. Lightweight email signatures. In *International Conference on Security and Cryptography for Networks*, pages 288–302. Springer, 2006.