
INTEGRATED TRIAGING FOR FAST READING COMPREHENSION

A TECHNICAL REPORT

Felix Wu, Boyi Li, Lequn Wang
Cornell University

Ni Lao
SayMosaic Inc.

John Blitzer
Google Inc.

Kilian Q. Weinberger
Cornell University

ABSTRACT

Although according to several benchmarks automatic machine reading comprehension (MRC) systems have recently reached super-human performance, less attention has been paid to their computational efficiency. However, efficiency is of crucial importance for training and deployment in real world applications. This paper introduces *Integrated Triaging*, a framework that prunes almost all context in early layers of a network, leaving the remaining (deep) layers to scan only a tiny fraction of the full corpus. This pruning drastically increases the efficiency of MRC models and further prevents the later layers from overfitting to prevalent short paragraphs in the training set. Our framework is extremely flexible and naturally applicable to a wide variety of models. Our experiment on doc-SQuAD and TriviaQA tasks demonstrates its effectiveness in consistently improving both speed and quality of several diverse MRC models.

1 Introduction

Machine reading comprehension (MRC) has seen impressive advances in recent years. These have been fueled by innovations in deep learning (Hochreiter and Schmidhuber, 1997; Cho et al., 2014; Bahdanau et al., 2015), but progress is also in no small part due to the creation of standardized benchmark data sets, e.g. SQuAD (Rajpurkar et al., 2016). Since its introduction, results on the SQuAD task have continuously improved, with at least one model, BERT (Devlin et al., 2018), achieving superhuman performance.

Although these levels of accuracy are certainly impressive, the top performing models on the SQuAD leaderboard tend to be too slow for practical purposes. An ideal MRC system needs to scan an enormous number of trusted documents at rapid speed to find and return a correct answer within a timely manner. At run-time in real-world applications, where humans may be waiting patiently for the answer, this is of uttermost importance.

However, speed is also a crucial factor during training. A more realistic variant of SQuAD is doc-SQuAD (Clark and Gardner, 2017), which provides the MRC system with the whole document, sometimes containing hundreds of paragraphs. Most models are too slow to be trained on such a large input context, and therefore researchers train their models on the SQuAD data set instead, which is reduced to a few “golden paragraphs” that are known to contain a correct answer. Alas, models that are trained on SQuAD golden paragraphs typically do not fare well in the doc-SQuAD setting. The unexpected additional text during testing entails a covariate shift (the change of the data distribution from the training set to the test set) and yields incorrect answers as the models do not generalize to longer contexts.

In this paper we propose *Integrated Triaging*, a small but significant modification applicable to most existing MRC models. We propose to insert a light-weight *Triage Module* between two early layers of an MRC net. This Triage Module replicates the final answer layer of the MRC architecture and generates a probability score over plausible answer sub-sequences for any context passage it is applied to. Most importantly, the confidence of this probability score determines whether the latent features of this passage should be passed on to the full model as a plausible answer candidate, be removed as irrelevant, or—in cases of very high confidence—immediately returned as the final solution. See Figure 1 for an illustrative example. Because the Triage Module successfully removes most irrelevant passages from the input context, training on the full doc-SQuAD becomes similar to training on the golden paragraph of SQuAD. Consequently, with a Triage Module, models do not suffer from covariate shift and can be trained efficiently on golden paragraphs alone, but during testing scale naturally to *full document* context lengths.

During inference when the Triage Module is confident enough with its answer, the model stops the inference procedure and outputs this answer, which is the so called *early-exit* mechanism (Shen et al., 2017; Huang et al., 2018a; Wang et al., 2018b; Das et al., 2019). Otherwise, the Triage Module keeps the features of the relevant context, removes the rest, and passes them to the following layers of the model, which we refer to as the *context-pruning* mechanism. Our experiments show that these two mechanisms speed up the inference time of the model.

We evaluate *Integrated Triaging* on three primary benchmarks. First, we show that it can achieve state-of-the-art results on doc-SQuAD when applied to two reading comprehension architectures. When applied to BERT (Devlin et al., 2018), it improves the F1 score by 1.8 with a 20% reduction of inference time. When applied to FastFusionNet (Wu et al., 2019), an efficient but less accurate model, it gives a 4.3 improvement in F1 score with a 20% speedup. Second, on TriviaQA (Joshi et al., 2017) where the golden paragraphs are not provided, *Integrated Triaging* results in a 80% speedup with a little drop in performance. Third, *Integrated Triaging* tops the DAWN-Bench (Coleman et al., 2017) leaderboard in inference time. Despite its rapid speed, it removes over up to 95% of the context on document level test cases while reliably keeping the relevant answer sections. Compared to the previous state-of-the-art on doc-SQuAD, *Integrated Triaging* is substantially faster to train, achieves a significantly higher F1-retrieval score. Including the gain from using a faster MRC model, our fastest model enjoys a $10\times$ speedup compare to the previous state-of-the-art model while maintaining the same accuracy.

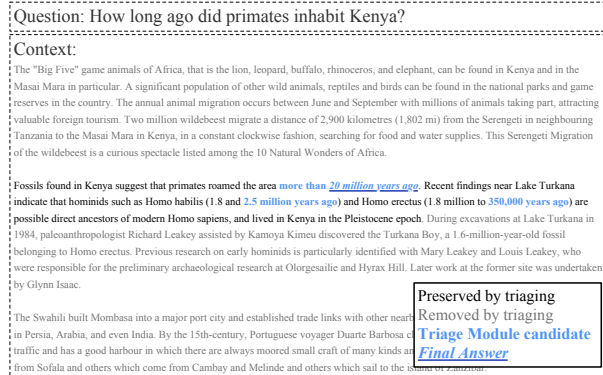


Figure 1: The Triage Module generates **answer candidates** and keeps only **the features of the sentences they belong to** for the later part of the model to produce the **final answer**.

2 Background and Related Work

2.1 Machine Reading Comprehension

The task of machine reading comprehension (MRC) is to extract a section of a given context as the answer to an input question that is provided in plain text. Formally, the goal is to pick a contiguous span $[b, e]$ ($1 \leq b \leq e \leq n$) from a context text $\mathbf{c} = \{c_1, \dots, c_n\}$ with n tokens as the answer to a question $\mathbf{q} = \{q_1, \dots, q_m\}$ with m tokens (Rajpurkar et al., 2016). A popular approach is to use a pointer network (Vinyals et al., 2015) style output module to assign a distribution over the context words representing the probability that a word is the beginning of the answer span $P_\theta(b|\mathbf{q}, \mathbf{c})$, and similarly to get the end prediction $P_\theta(e|b, \mathbf{q}, \mathbf{c})$. The model uses exhaustive search within a limited range to find the highest scoring span $[b^*, e^*] = \operatorname{argmax}_{1 \leq b \leq e \leq n} P_\theta(b, e|\mathbf{q}, \mathbf{c})$. Sometimes, an additional constraint $e - b < l$ is added to restrict the length of the answer span not surpassing l tokens.

The Stanford Question Answering Dataset (SQuAD) (Rajpurkar et al., 2016) is one of the most popular reading comprehension datasets and contains over 100K question-answer-passage tuples (87K for training, 10K for development, and 10K for test). The dataset was labeled by crowdsource workers who, given a paragraph, were asked to generate questions based on it. For each passage another group of workers attempted to highlight a span in the passage as the answer. This ensures that the passage also contains sufficient information and the answer is always present. There are three flavors of this task: 1) *SQuAD* (Rajpurkar et al., 2016) the model is presented with a “golden” paragraph, which contains the answer; 2) *document SQuAD* (Clark and Gardner, 2017) the model is presented with the full relevant document consisting of many paragraphs, one of which contains the answer; 3) *corpus SQuAD* (Chen et al., 2017a) the model is presented with the whole corpus (including all documents). Our main result is on document SQuAD where the efficiency of machine reading is more prominent than SQuAD. However, the architecture we introduce readily also applies to corpus SQuAD.

The state-of-the-art approach on doc-SQuAD is to train a model with the golden paragraph and several that are randomly selected (drawn from top- k paragraphs similar to the question based on TF-IDF cosine similarity) (Clark and Gardner, 2017). During inference, the model uses TF-IDF cosine similarity to select the top- k most relevant paragraphs, applies them to the model and normalizes their predictions, often referred to as the shared-norm method. Here, the randomly selected paragraphs slow down the training procedure and TF-IDF, which is not trained, has to be used with precaution (i.e. a large k value) to avoid discarding correct answers—slowing down test inference on longer documents.

2.2 MRC Models

Despite the recent impressive advances in performance, the high-level MRC model layouts have remained mostly the same (Wang and Jiang, 2017; Seo et al., 2017; Xiong et al., 2018; Weissenborn et al., 2017; Chen et al., 2017a; Hu et al., 2018; Huang et al., 2018b; Yu et al., 2018; Wu et al., 2019; Wang et al., 2018a; Devlin et al., 2018): An MRC model comprises an input layer, a series of encoding layers, and an output layer. An MRC model takes as input a question \mathbf{q} and a context \mathbf{c} and estimates the probability of an answer span $P_\theta(b, e|\mathbf{q}, \mathbf{c})$.

Input layer. The input layer contains a word embedding module, usually initialized with pre-trained word vectors (Pennington et al., 2014). Some (Seo et al., 2017; Peters et al., 2018) use character embeddings followed by a character-level ConvNet to generalize to unseen words, some (McCann et al., 2017; Huang et al., 2018b; Peters et al., 2018; Wang et al., 2018a) use pre-trained contextual embedding features, and others (Chen et al., 2017a; Huang et al., 2018b; Hu et al., 2018) use addition word features such as part-of-speech tags, named entity recognition tags, term frequency, or whether a context word is in the question. The outputs of this layer are two sequences of vectors $\mathbf{Q}^0 = \{\mathbf{q}_1^0, \dots, \mathbf{q}_m^0\}$ and $\mathbf{C}^0 = \{\mathbf{c}_1^0, \dots, \mathbf{c}_n^0\}$ of the question and the context, respectively.

Encoding layers. The i -th encoding layer takes as inputs the representations of the question and the context from the previous layer \mathbf{Q}^{i-1} and \mathbf{C}^{i-1} , refines them, and produces \mathbf{Q}^i and \mathbf{C}^i . This is usually done with recurrent layers (Weissenborn et al., 2017; Chen et al., 2017a), convolutional layers (Wu et al., 2017; Yu et al., 2018), attention modules (Seo et al., 2017; Chen et al., 2017b; Xiong et al., 2018; Wang et al., 2017; Huang et al., 2018b; Wang et al., 2018a; Devlin et al., 2018), or point-wise feed-forward networks (Liu et al., 2017). The question and the context can be encoded in parallel, or interactive with each other. Since the context is longer and requires deeper understanding, some models have more layers of operations for the context than the question. Here, we treat these cases as identity mappings, i.e. $\mathbf{Q}^i = \mathbf{Q}^{i-1}$ and assume each layer incorporates both, the query and the context embedding.

Output layers. The output layer produces the answer span $[b, e]$ using \mathbf{Q}^L and \mathbf{C}^L from the last encoding layer. Inspired by PointerNet (Vinyals et al., 2015), some (Chen et al., 2017a; Huang et al., 2018b; Liu et al., 2017) summarize \mathbf{Q}^L into a vector and employ a bilinear attention to derive the answer; others (Seo et al., 2017; Devlin et al., 2018) ignore \mathbf{Q}^L and rely on only \mathbf{C}^L to find the answer assuming that the question information have been encoded into \mathbf{C}^L through the previous layers. In pursuit of high performance, (Seo et al., 2017; Yu et al., 2018) use heavy output layers that refines \mathbf{C}^L with multiple neural layers conditioned on the start prediction before outputting the end position. However, the success of (Devlin et al., 2018) shows that predicting the start and end independently still works.

2.3 Efficient Inference

Coarse-to-fine inference. (Lee et al., 2015) proposed deep supervision which saves computation for “easy” examples through early-exits while still obtaining good predictions for “difficult” examples in the later layers (Shen et al., 2017; Huang et al., 2018a; Wang et al., 2018b; Das et al., 2019). Arguably, most similar to our work may be (Choi et al., 2017) and (Gehrmann et al., 2018). (Choi et al., 2017) proposes a two-stage method that relies on a sentence selection model to filter the context and execute a question answering model on the selected sentence. Their method requires a second network trained either separately or jointly for a sentence selection task. Additionally, their MRC model processes the selected context from scratch again instead of re-using the extracted features. Re-using features benefits the model in two ways: i) saving computation ii) preserving context information from the surrounding pruned sentences. Both their and our methods require knowing the gold sentence during training which can also be approximated by distant supervision, i.e., taking the first sentence with the ground truth answer as the gold sentence. However, their training procedure is based on the whole document, making it substantially slower than ours. Additionally, their methods use a fixed size sentence vector, while our Triage Module produces a sequence of word representations, which allows the Expert Model to make more accurate predictions. For abstractive machine summarization, (Gehrmann et al., 2018) proposes to generate a mask that prevents the PointerNet-like (Vinyals et al., 2015) decoder from copying irrelevant tokens from an article.

Phrase-indexed Question Answering (PIQA) (Seo et al., 2018) is another framework of efficient reading comprehension, where the feature extraction of contexts is isolated from the encoding of questions, i.e. \mathbf{C}^i doesn’t depend on \mathbf{Q}^{i-1} in all encoding layers, in order to reuse the context features and trade storage for efficiency. However, PIQA introduces a significant performance drop (30% F1 score) compared to conventional QA models, which suggests that question information plays a vital role in reasoning contexts. Moreover with our extremely efficient Triage Module, an experiment shows that re-computing the features is about two times faster as loading the pre-computed features from local disk to memory; suggesting that the pre-computation may not be necessary.

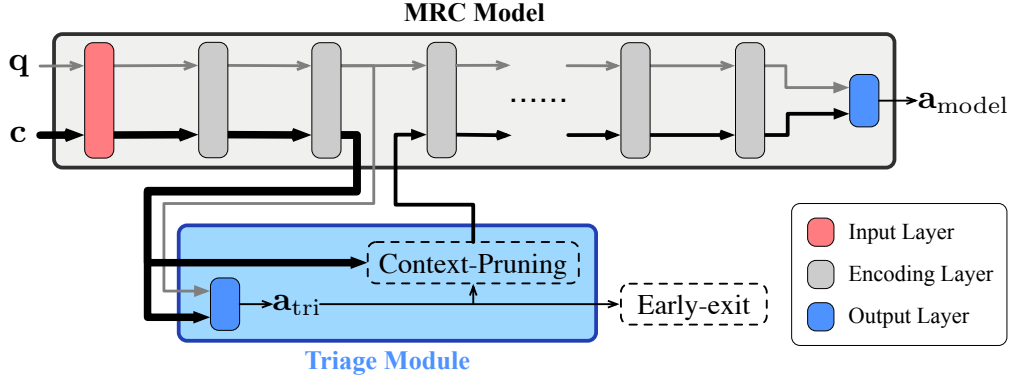


Figure 2: An illustration of the changes implied through *Integrated Triaging*. A Triage Module is inserted inbetween the early layers a standard MRC network (consisting of input, encoding, and output layers). The Triage Module consists of a replication of the output layer, followed by context pruning and early-exit. q : the question, c : the context, a : the answer (model / triaging).

3 Integrated Triaging

Integrated Triaging adds an efficient Triage Module to an accurate (but slow) MRC model to speed up inference through two mechanisms: *early-exit* and *context-pruning*. (See Figure 2 for a schematic illustration.)

Triage Module. Given an MRC model, we replicate its output layer (without weight sharing) as the core component of the Triage Module. As illustrated in Figure 2, we attache this replicated output layer onto the output of the T^{th} earliest layer. The answer \mathbf{a}_{tri} consists of a probability distribution over answer sections (b and e). During inference, the model sees long documents with several paragraphs in them as the context. Most of the context neither contains the answer nor provides supporting information for deducing the answer. Removing irrelevant context not only reduces computation but also guard the answering layer from distractions. See algorithm 1 for a summarization of the inference procedure in pseudo-code. We first execute the input layer, the first T encoding layers, and the Triage Module, and return \mathbf{a}_{tri} if the module is confident enough (the score of the most plausible answer is greater than a preset threshold t). Otherwise, the context-pruning is applied to keep context features of the top K answer candidates as well as the sentences they belong to. These pruned context features are then passed on to the subsequent (deeper) layers of the model with the question features to generate the final answer. Based on the confidence of these output probabilities, a passage is either passed on, pruned, or output as the final answer.

Context-Pruning. The Context-Pruning module keeps all sentences containing the top K answer span candidates with the highest confidence. Given the triage answer $\mathbf{a}_{tri} = P_{\theta_{tri}}(b_{tri}, e_{tri} | q, c)$, we find the top K answer candidates $[b_1, e_1], \dots, [b_K, e_K]$ with the highest scores and the sentences they belong to. We keep the features of the tokens in these sentences and prune everything else. The order of kept features are preserved. It is possible that all top K answer candidates are in the same sentence and we keep only this sentence (letting the later layers decide the exact beginning and end of the answer). Formally, the context-pruning module takes \mathbf{C}^T , the context features after the T -th encoding layer, and the triage answer \mathbf{a}_{tri} as inputs, and outputs the pruned context $\tilde{\mathbf{C}}^T = \{c_{p_1}^T, \dots, c_{p_k}^T\}$ with k tokens at positions $1 \leq p_1 < \dots < p_k \leq n$.

Training. During training the model is presented with questions and paragraph-level contexts, and produces two answers: \mathbf{a}_{tri} (the answer from the Triage Module) and \mathbf{a}_{model} (the answer from the MRC model). Early-exit and context-pruning are disabled and the two output layers see the same short context. We simply minimize the sum of the negative log-likelihood of both answers with respect to the gold answer \mathbf{a}^* :

$$\mathcal{L}_{all} = \mathcal{L}_{nll}(\mathbf{a}^*, \mathbf{a}_{tri}) + \mathcal{L}_{nll}(\mathbf{a}^*, \mathbf{a}_{model})$$

4 Triaged MRC Models

In this section we briefly discuss how we apply *Integrated Triaging* to two sample MRC architectures, BERT (Devlin et al., 2018) and FastFusionNet (FFN) (Wu et al., 2019). The former is the most accurate and the later the most efficient model on SQuAD 1.1. We set T (the number of layers before the Triage Module) to the smallest value such that

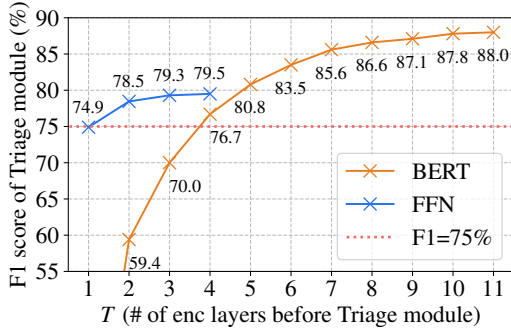


Figure 3: We choose the value of T such that the Triage Module achieves an F1 score of at least 75% on the SQuAD dev set, resulting in $T = 4$ for BERT and $T = 2$ for FFN. We do not evaluate FFN beyond $T = 4$, as $T = 2$ is already sufficient.

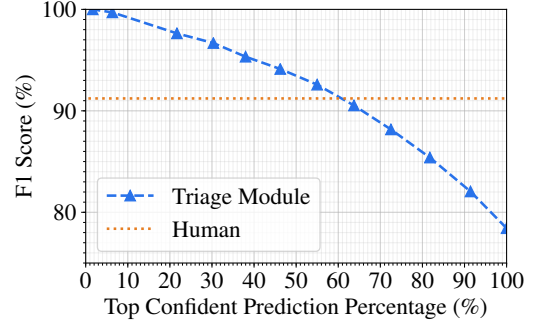


Figure 4: The F1 score corresponding to the top $N\%$ most confident predictions of the FFN-Triage Module on the SQuAD dev set. The Triage Module matches human performance for the top 60% most confident predictions. It is therefore safe to use the full model for less than 40% of the data.

the Triage Module can achieve an F1 score of 75% on the SQuAD dev-set, which is considered as an acceptable performance in DAWNbench (Coleman et al., 2017).

4.1 Triaged-BERT

BERT (Bidirectional Encoder Representations from Transformers (Devlin et al., 2018)) is the state-of-the-art model on the SQuAD public leaderboard. The backbone of this model is pre-trained on the masked language modeling and a next sentence prediction tasks. BERT concatenates the question and context wordpiece tokens, i.e. byte pair encoding (Gage, 1994), as the inputs and uses the pre-trained Transformer blocks (Vaswani et al., 2017) (composed of self-attention and point-wise feed-forward layers) to refine the representations of the question and the context. The answer prediction module is a simple point-wise linear layer, which projects the outputs of the last layer to two dimensions (one for the start and one for the end), softmax-normalizes the logits across the context sequence positions, and predicts the start and end independently. We treat each Transformer block as an encoding and use BERT-base which has 12 Transformer blocks. Figure 3 shows the performance of the Triage Module under varying values for T . As we can observe, 4 pre-trained transformer blocks (out of 12) are sufficient to reach 75% F1 score; thus, we set $T = 4$ throughout the rest of the experiments.

4.2 Triaged-FFN

FastFusionNet (FFN) (Wu et al., 2019) is an efficient machine reading comprehension model. FFN requires 8 layers of bidirectional simple recurrent unit (BiSRU) (Lei et al., 2017) as well as two Fully-aware attention layers for contexts, and 6 layers of BiSRU for questions. Its output layer uses attention mechanism to summarize the question sequence into a vector and employs a bi-linear attention to generate the prediction of the start position. Conditioned on this start prediction, it updates the question summary vector and applies another bi-linear attention to predict the end position. Each of the first four encoding blocks contains two 1-layer BiSRUs: one for the context and the other for the question. Figure 3 shows that $T = 2$, i.e. having two layers of SRUs for both questions and contexts, is sufficient. There

Algorithm 1: Integrated Triaging

Input : context c , question q , early-exit threshold t , context-pruning number of candidates K .
Output : predicted answer span $s = [b, e]$
Notations: shared input layer IN , i -th encoding layer ENC_i , output layer of the Triage Module OUT_{tri} , output layer of the MRC model OUT_{model}
 $(Q^0, C^0) \leftarrow IN(q, c)$;
for $i \leftarrow 1$ **to** T **do**
 $(Q^i, C^i) \leftarrow ENC_i(Q^{i-1}, C^{i-1})$;
end
 $a_{tri} \leftarrow OUT_{tri}(Q^T, C^T)$;
if $\max a_{tri} > t$ **then**
 $s \leftarrow \text{argmax}(a_{tri})$; // Early-Exit
else
 $\tilde{C}^T \leftarrow \text{context_pruning}(C^T, a_{tri})$;
 for $i \leftarrow T + 1$ **to** L **do**
 $(Q^i, \tilde{C}^i) \leftarrow ENC_i(Q^{i-1}, \tilde{C}^{i-1})$;
 end
 $a_{model} \leftarrow OUT_{model}(Q^L, \tilde{C}^L)$;
 $s \leftarrow \text{argmax}(a_{model})$
end

| Model | # of para | <i>dev-val</i> | | <i>dev-test</i> | | <i>dev-test</i> Latency (ms) | | | Pruned Portion |
|--|-----------|----------------|------|-----------------|-------------|------------------------------|-----------------|------------------|----------------|
| | | EM | F1 | EM | F1 | Avg. | 90% | 99% | |
| Pipeline (BoW) | 3 | 53.5 | 60.3 | 58.2 | 65.5 | 8.2±0.12 | 9.3±0.09 | 15.6±0.80 | 28.5% |
| Pipeline (CNN) | 3 | 53.1 | 59.9 | 56.2 | 63.5 | 7.7±0.43 | 8.6±0.61 | 11.0±2.59 | 29.4% |
| Pipeline (SRU) | 3 | 53.3 | 60.0 | 58.1 | 65.6 | 9.4±0.62 | 10.3±0.59 | 12.0±0.74 | 29.8% |
| Clark & Gardner (2017) (Clark and Gardner, 2017) | 3 | 60.5 | 68.1 | 64.7 | 73.6 | 61.6 | 70.3 | 85.9 | 0% |
| Clark & Gardner (2017) (Clark and Gardner, 2017) | 8 | 62.1 | 69.8 | 65.7 | 74.5 | 63.4±0.48 | 73.9±0.48 | 92.2±1.04 | 0% |
| FFN | 3 | 57.2 | 64.3 | 62.3 | 70.3 | 8.3±0.32 | 9.4±0.42 | 14.2±2.47 | 0% |
| Triaged-FFN ($K = 20, t = 0.4$) | 3 | 61.5 | 69.5 | 65.8 | 74.6 | 6.2±0.07 | 9.4±0.17 | 11.6±0.26 | 90.5% |
| Triaged-FFN ($K = 50, t = \infty$) | 20 | 62.8 | 70.8 | 67.5 | 76.2 | 24.1±0.04 | 34.1±0.02 | 95.4±0.25 | 93.4% |
| BERT | 3 | 66.3 | 72.3 | 69.3 | 76.2 | 30.1±0.11 | 40.1±0.09 | 60.2±0.25 | 0% |
| Triaged-BERT ($K = 20, t = \infty$) | 3 | 67.7 | 73.6 | 71.0 | 78.0 | 23.9±0.26 | 28.2±0.40 | 40.9±1.08 | 79.5% |

Table 1: Main results on doc-SQuAD. K : # of candidates to keep, t : early-exit threshold, $t = \infty$: no early-exit. For latency, we report the mean and standard deviation over 5 runs.

are many choices of how we view the later layers. However, we don’t evaluate settings with $T > 4$ since we have met the requirement of $F1 \geq 75\%$. Please refer to the original paper (Wu et al., 2019) for additional details on the model.

To evaluate the efficacy of the Triage Module in the context of early-exiting, we analyze the performance of the Triage Module on the examples it is most confident about. Figure 4 shows that this Triage Module can match human performance on the top 60% confident examples, and only the remaining 40% are sufficiently hard to require a “second opinion” from the full FFN. We show in section 5 that this approach can reduce the average inference time significantly with no negative impact on F1 score.

5 Experiments

In this section, we demonstrate that triaged MRC models outperform the state-of-the-art solution (Clark and Gardner, 2017) and other baselines on the doc-SQuAD task. To show the trade-offs among different parameter choices, we conduct an ablation study where we control the number of paragraphs read by the models. We also show that our method works with distant supervision on TriviaQA without golden paragraphs provided. Finally, we illustrate the efficiency of our fast models based on the DAWNbench (Coleman et al., 2017) evaluation. The experiments of TriviaQA and DAWNbench are provided in the supplemental materials.

5.1 Experimental Setup

We briefly describe the experimental setup in this section. More details are revealed in the supplemental materials.

Datasets The original SQuAD v1.1 dataset is composed of a training set, a development set, and a holdout test set. Since the official test set is held secret, we split the development set into a validation set (*dev-val*) with the first 16 documents and 4306 questions and a test set (*dev-test*) with the remaining 32 documents and 6264 questions. We use *dev-val* for hyper-parameter tuning and the ablation study, while *dev-test* is held for the comparison with the baseline models. We also evaluate our method on TriviaQA (Joshi et al., 2017) which is also a span prediction reading comprehension dataset but without golden paragraphs.

Baselines One common strategy on full document MRC is to use TF-IDF cosine similarity between the question text and a paragraph to pre-screen potential answer candidates. Although not very accurate, TF-IDF is very fast and tends to be effective at removing completely irrelevant paragraphs. For instance, (Clark and Gardner, 2017) evaluates their model with up to the top 15 paragraphs. We use their TF-IDF paragraph ranker for all baselines and our models (as initial pre-screening).

We consider the following baselines: i) the pipeline sentence selection method introduced in (Choi et al., 2017) with various sentence selector models, ii) BiDAF + Self-attn + MPT (multi-paragraph training method proposed in (Clark and Gardner, 2017)), iii) FFN, and iv) BERT. Details of the baselines are provided in the supplemental materials.

5.2 Main Results with Doc-SQuAD

We evaluate the effectiveness of *Integrated Triage* on the Doc-SQuAD task. We pick all hyper-parameters and number of paragraphs (selected by the TF-IDF ranker) through cross-validation on the *dev-val* data set.

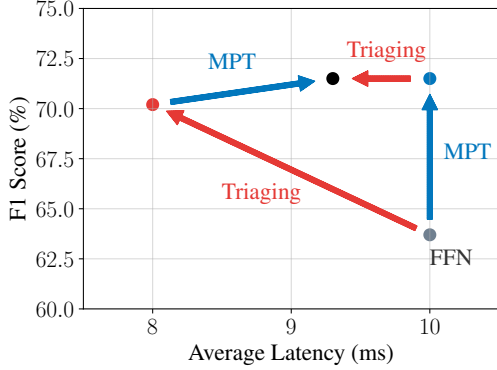


Figure 6: *Integrated Triaging* reduces the average latency no matter whether multi-paragraph training method (Clark and Gardner, 2017) is used or not.

| Method | <i>dev-val</i> | | <i>dev-val</i> Latency (ms) | | | Pruned Portion |
|-----------------------------------|----------------|-------------|-----------------------------|------------------|------------------|----------------|
| | EM | F1 | Avg. | 90% | 99% | |
| BERT | 65.4 | 71.3 | 51.6±0.13 | 74.1±0.31 | 160.7±0.45 | 0% |
| Triaged-BERT ($t = \infty$, WS) | 65.5 | 71.8 | 31.5±0.17 | 39.1±0.28 | 68.2±0.60 | 84.2% |
| Triaged-BERT ($t = \infty$) | 67.4 | 73.4 | 31.3±0.32 | 38.7±0.34 | 70.5±0.27 | 85.1% |
| Triaged-BERT ($t = 0.6$) | 65.0 | 71.3 | 26.9±0.13 | 36.4±0.15 | 63.2±0.61 | 90.1% |
| FFN | 56.6 | 63.7 | 10.0±0.18 | 12.1±0.22 | 19.4±0.59 | 0% |
| Triaged-FFN ($t = \infty$) | 62.3 | 70.4 | 10.1±0.03 | 11.8±0.10 | 21.9±0.09 | 85.6% |
| Triaged-FFN ($t = 0.4$) | 62.2 | 70.2 | 8.0±0.11 | 11.3±0.27 | 21.2±0.20 | 90.8% |
| Triaged-FFN ($t = 0.1$) | 60.1 | 68.2 | 6.0±0.21 | 10.5±0.43 | 17.3±1.45 | 95.7% |

Table 2: Ablation study on the *dev-val* set of doc-SQuAD with top 5 paragraphs selected by TFIDF cosine similarity. t : early-exit threshold, $t = \infty$: no early-exit, WS: weight-sharing between the Triage module and the output layer. We fix the number of candidates to 20. For latency, we report the mean and standard deviation over 5 runs. (Best results for each MRC model are in **bold**.)

Figure 5 shows that effect of *Integrated Triaging* on the FFN and BERT models for the doc-SQuAD baseline in terms of F1 retrieval score and latency. Remarkably, *Integrated Triaging* improves both algorithms across both metrics. Triaged-FFN achieves similar F1 score as (Clark and Gardner, 2017) while enjoying a 10× speedup. It is also slightly faster than the Pipeline method with BoW selector.

Adding a Triage Module for context pruning also benefits the BERT model, and results in a 1.6% F1 jump and a 20% reduction on the average latency. If we optimize the number of paragraphs given to our Triaged-FFN as well, it can match the F1 score of BERT on *dev-test* by reading more paragraphs (see Table 1). Inevitably, reading longer contexts slows down the model.

The pipeline methods, though designed to be very efficient don’t perform well on doc-SQUAD. We believe the reason is that doc-SQuAD could be too challenging. Compared to the three datasets used in (Choi et al., 2017), the questions and answers in SQuAD are longer and require more complex reasoning. Moreover, SQuAD has fewer training examples compared to these datasets. The pruned portion of the pipeline methods is relative low because we tune the number of sentences to keep for the best F1 score.

5.3 Ablation Studies

In this section we investigate various hyper-parameter trade-offs and design decisions for *Integrated Triaging*. To balance speed and precision we fix the number of paragraphs to 5 throughout this section. Figure 6 shows the trade-off

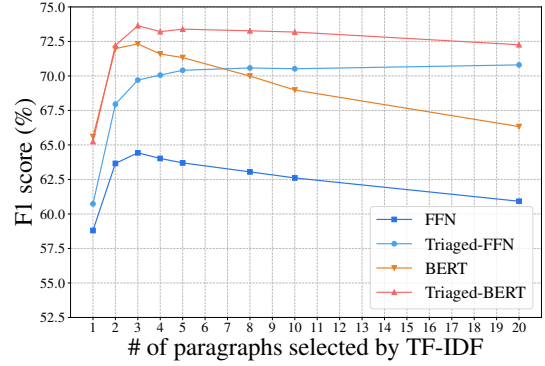


Figure 7: Triaged models (red and cyan) are more robust to long input contexts. In contrast, the performance of models without triaging (orange and blue) begins to deteriorate as the context length increases.

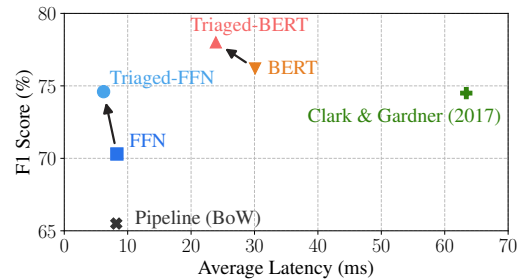


Figure 5: Using a Triage Module improves both the speed and accuracy on doc-SQuAD.

between using our method and the multi-paragraph training (MPT) method introduced in (Clark and Gardner, 2017). Both methods can improve the document-level performance significantly. Though MPT performs slightly better, it doesn't reduce the inference latency. Additionally, it requires the model to see twice as much data during training. Further, the two methods are complementary and can both be applied jointly to maintain high accuracy and efficiency.

The first trade-off we investigate is how many paragraphs one should select with the TF-IDF pre-screening. More paragraphs slow down the inference process but lower the risk of accidentally discarding the correct paragraph in the initial pre-screening phase. Figure 7 shows that Triaged-FFN and Triaged-BERT are more robust to long context compared to their counterparts. The performance of Triaged-FFN continue increasing up to 20 paragraphs. Admittedly, including a TF-IDF paragraph ranker as an initial pre-screening step is quite helpful for the overall performance.

We also investigate if it is advantageous if the Triage Module shares weights with the output layer of the MRC. Table 2 shows the results with and without weight sharing (Triaged-BERT with and without *WS*). The performance with weight sharing drops a little bit compared to its counterpart without weight-sharing (71.8% vs. 73.4% F1). However, compared to the baseline MRC model, BERT (71.3% F1), it does not introduce any additional parameters and obtains a 0.5% F1 boost and a 63% speedup for free. Finally, Table 2 also shows the effect of varying early-exit thresholds t . Without early-exits, $t = \infty$ the accuracy is the highest, but it is also (predictably) the slowest. Significant speed-ups can be obtained through lower values of t (e.g. a reduction from 10ms down to 6ms in the case of FFN).

6 Conclusion

In this paper we introduce *Integrated Triaging*, a novel approach for Machine Reading Comprehension, which incorporates a Triage Module between two early layers of a deep MRC model. The Triage Module skims the document and reduces it to a small subset of candidate sentences, and the following layers can focus on these parts and extract high precision answers out of these candidates. By pruning the context, the Triage Module corrects the covariate shift caused by the mismatch of context lengths between training and testing phases — essentially mimicking the training setting at testing time for the subsequent layers. We show that this approach has a similar regularizing effect as training on multiple paragraphs, but is much faster during training and testing. Finally, the two-stage nature of *Integrated Triaging* allows us to reduce the average latency time further through early-exiting of easy question, context pairs.

Acknowledgments

This research is supported in part by grants from the National Science Foundation (III-1618134, III-1526012, IIS1149882, IIS-1724282, and TRIPODS-1740822), the Office of Naval Research DOD (N00014-17-1-2175), and the Bill and Melinda Gates Foundation. We are thankful for generous support by SAP America Inc.

References

- Dzmitry Bahdanau, Kyunghyun Cho, and Yoshua Bengio. Neural machine translation by jointly learning to align and translate. In *International Conference on Learning Representations*, 2015.
- Danqi Chen, Adam Fisch, Jason Weston, and Antoine Bordes. Reading Wikipedia to answer open-domain questions. In *Association for Computational Linguistics*, 2017a.
- Zheqian Chen, Rongqin Yang, Bin Cao, Zhou Zhao, Deng Cai, and Xiaofei He. Smarnet: Teaching machines to read and comprehend like human. *arXiv preprint arXiv:1710.02772*, 2017b.
- Kyunghyun Cho, Bart van Merriënboer, Caglar Gulcehre, Dzmitry Bahdanau, Fethi Bougares, Holger Schwenk, and Yoshua Bengio. Learning phrase representations using rnn encoder–decoder for statistical machine translation. In *Empirical Methods in Natural Language Processing*, 2014.
- Eunsol Choi, Daniel Hewlett, Jakob Uszkoreit, Illia Polosukhin, Alexandre Lacoste, and Jonathan Berant. Coarse-to-fine question answering for long documents. In *Annual Meeting of the Association for Computational Linguistics*, 2017.
- Christopher Clark and Matthew Gardner. Simple and effective multi-paragraph reading comprehension. *arXiv preprint arXiv:1710.10723*, 2017.
- Cody Coleman, Deepak Narayanan, Daniel Kang, Tian Zhao, Jian Zhang, Luigi Nardi, Peter Bailis, Kunle Olukotun, Chris Ré, and Matei Zaharia. Dawnbench: An end-to-end deep learning benchmark and competition. *NIPS ML Sys*, 2017.
- Rajarshi Das, Shehzaad Dhuliawala, Manzil Zaheer, and Andrew McCallum. Multi-step retriever-reader interaction for scalable open-domain question answering. In *International Conference on Learning Representations*, 2019. URL <https://openreview.net/forum?id=HkfPSh05K7>.
- Jacob Devlin, Ming-Wei Chang, Kenton Lee, and Kristina Toutanova. Bert: Pre-training of deep bidirectional transformers for language understanding. *arXiv preprint arXiv:1810.04805*, 2018.

- Philip Gage. A new algorithm for data compression. *The C Users Journal*, 12(2):23–38, 1994.
- Sebastian Gehrmann, Yuntian Deng, and Alexander Rush. Bottom-up abstractive summarization. In *Proceedings of the 2018 Conference on Empirical Methods in Natural Language Processing*, pages 4098–4109, 2018.
- Sepp Hochreiter and Jürgen Schmidhuber. Long short-term memory. *Neural computation*, 9 8:1735–80, 1997.
- Minghao Hu, Yuxing Peng, Zhen Huang, Xipeng Qiu, Furu Wei, and Ming Zhou. Reinforced mnemonic reader for machine reading comprehension. In *Proceedings of the 27th International Joint Conference on Artificial Intelligence*, pages 4099–4106. AAAI Press, 2018.
- Gao Huang, Danlu Chen, Tianhong Li, Felix Wu, Laurens van der Maaten, and Kilian Q Weinberger. Multi-scale dense convolutional networks for efficient prediction. In *International Conference on Learning Representations*, 2018a.
- Hsin-Yuan Huang, Chenguang Zhu, Yelong Shen, and Weizhu Chen. Fusionnet: Fusing via fully-aware attention with application to machine comprehension. In *International Conference on Learning Representations*, 2018b.
- Mandar Joshi, Eunsol Choi, Daniel S. Weld, and Luke Zettlemoyer. Triviaqa: A large scale distantly supervised challenge dataset for reading comprehension. In *Annual Meeting of the Association for Computational Linguistics*, 2017.
- Chen-Yu Lee, Saining Xie, Patrick Gallagher, Zhengyou Zhang, and Zhuowen Tu. Deeply-supervised nets. In *International Conference on Artificial Intelligence and Statistics*, 2015.
- Tao Lei, Yu Zhang, and Yoav Artzi. Training rnns as fast as cnns. *arXiv preprint arXiv:1709.02755*, 2017.
- Xiaodong Liu, Yelong Shen, Kevin Duh, and Jianfeng Gao. Stochastic answer networks for machine reading comprehension. *CoRR*, abs/1712.03556, 2017.
- Bryan McCann, James Bradbury, Caiming Xiong, and Richard Socher. Learned in translation: Contextualized word vectors. In *Advances in Neural Information Processing Systems*, 2017.
- Jeffrey Pennington, Richard Socher, and Christopher D Manning. Glove: Global vectors for word representation. In *Empirical Methods in Natural Language Processing*, 2014.
- Matthew E Peters, Mark Neumann, Mohit Iyyer, Matt Gardner, Christopher Clark, Kenton Lee, and Luke Zettlemoyer. Deep contextualized word representations. *NAACL*, 2018.
- Pranav Rajpurkar, Jian Zhang, Konstantin Lopyrev, and Percy Liang. Squad: 100,000+ questions for machine comprehension of text. In *Empirical Methods in Natural Language Processing*, 2016.
- Minjoon Seo, Aniruddha Kembhavi, Ali Farhadi, and Hannaneh Hajishirzi. Bidirectional attention flow for machine comprehension. *International Conference on Learning Representations*, 2017.
- Minjoon Seo, Tom Kwiatkowski, Ankur P Parikh, Ali Farhadi, and Hannaneh Hajishirzi. Phrase-indexed question answering: A new challenge for scalable document comprehension. In *EMNLP*, 2018.
- Yelong Shen, Po-Sen Huang, Jianfeng Gao, and Weizhu Chen. Reasonet: Learning to stop reading in machine comprehension. In *Proceedings of the 23rd ACM SIGKDD International Conference on Knowledge Discovery and Data Mining*, pages 1047–1055. ACM, 2017.
- Ashish Vaswani, Noam Shazeer, Niki Parmar, Jakob Uszkoreit, Llion Jones, Aidan N Gomez, Łukasz Kaiser, and Illia Polosukhin. Attention is all you need. In *Advances in Neural Information Processing Systems*, 2017.
- Oriol Vinyals, Meire Fortunato, and Navdeep Jaitly. Pointer networks. In *Advances in Neural Information Processing Systems*, 2015.
- Shuohang Wang and Jing Jiang. Machine comprehension using match-lstm and answer pointer. *ICLR*, 2017.
- Wei Wang, Ming Yan, and Chen Wu. Multi-granularity hierarchical attention fusion networks for reading comprehension and question answering. In *Proceedings of the 56th Annual Meeting of the Association for Computational Linguistics (Volume 1: Long Papers)*, volume 1, pages 1705–1714, 2018a.
- Wenhui Wang, Nan Yang, Furu Wei, Baobao Chang, and Ming Zhou. Gated self-matching networks for reading comprehension and question answering. In *Annual Meeting of the Association for Computational Linguistics*, 2017.
- Yan Wang, Lequn Wang, Yurong You, Xu Zou, Vincent Chen, Serena Li, Gao Huang, Bharath Hariharan, and Kilian Q Weinberger. Resource aware person re-identification across multiple resolutions. In *Proceedings of the IEEE Conference on Computer Vision and Pattern Recognition*, 2018b.
- Dirk Weissenborn, Georg Wiese, and Laura Seiffe. Fastqa: A simple and efficient neural architecture for question answering. *CoRR*, abs/1703.04816, 2017.
- Felix Wu, Ni Lao, John Blitzer, Guandao Yang, and Kilian Weinberger. Fast reading comprehension with convnets. *arXiv preprint arXiv:1711.04352*, 2017.
- Felix Wu, Boyi Li, Lequn Wang, Ni Lao, John Blitzer, , and Kilian Q. Weinberger. Fastfusionnet: New state-of-the-art for dawnbench squad. *arXiv preprint arXiv:1902.11291*, 2019. URL <https://arxiv.org/abs/1902.11291>.
- Caiming Xiong, Victor Zhong, and Richard Socher. DCN+: mixed objective and deep residual coattention for question answering. In *International Conference on Learning Representations*, 2018.
- Adams Wei Yu, David Dohan, Quoc Le, Thang Luong, Rui Zhao, and Kai Chen. Qanet: Combining local convolution with global self-attention for reading comprehension. In *International Conference on Learning Representations*, 2018.

A Implementation Details

A.1 Experimental setup

All the experiments are conducted on a single NVIDIA GTX-1080Ti GPU using single precision floating-point. We implement our models under the PyTorch framework¹. We do not include the standard data pre-processing time and the post-processing of mapping the position predictions back to answer texts in any experiments to focus on the time spent on the models.

Hyper-parameter tuning. For all models, we tune the number of paragraphs in $\{1, 2, 3, 4, 5, 8, 10, 20, 30, 50\}$, the number of candidates K in $\{1, 2, 3, 4, 5, 10, 20, 30, 50\}$, and the early-exit threshold t in $\{0.4, 0.5, 0.6, 0.7, 0.8, 0.9\}$ based on the F1 score on *dev-val*.

A.2 Baseline details

Pipeline models. Choi et al. (2017) proposed three methods to combine a lightweight sentence selector model with a sentence-level sequence-to-sequence question answering model on document-level question answering tasks. However, we use an FFN trained on sentence-level SQuAD as the answer generator instead because (Wang and Jiang, 2017) have demonstrated that the span prediction models outperform the sequence-to-sequence models by a large margin on SQuAD. Among three methods proposed by (Choi et al., 2017), we focus on the pipeline method in which the sentence selector is trained separately. In their paper, this method usually produces the best sentence selection accuracy, which fits the span prediction the best. We consider the following 5 choices of the sentence selectors as the baselines.

- **BoW Model:** Proposed by Choi et al. (2017), it concatenates the average of the word embedding of the context and the question to a multi-layer perceptron (MLP) with one hidden layer and softmax-normalize the logits across the sentences to model the probability of a sentence being the golden sentence.
- **CNN:** Proposed by Choi et al. (2017), instead of taking the average of the word embedding, a convolution with kernel size 5 is performed followed by a temporal max-pooling to summarize the question and the sentence. Again, the summary vector is then fed to a MLP and a softmax layer to produce the result.
- **2-layer Bidirectional SRU:** To have a fair comparison, we equip the sentence selector model with the same building block as our Triage Module. A temporal max-pooling, a MLP, and a softmax layer are also used.
- **First n sentences:** We use the TF-IDF ranker to sort the paragraphs and choose the first n sentences in this reordered document.
- **Random Selector:** We report the performance of randomly chosen sentences as yet another baseline.

We also use the 300-d GloVe pre-trained embedding² to initialize these sentence selector models. Because the documents can be too long to fit into a GPU, in each epoch, we sample a paragraph and concatenate it with the golden paragraph to train the model. We try two settings: i) sampling the paragraph from the whole document and ii) sampling it from the top 4 relevant paragraphs selected by the TF-IDF ranker to the question. Based on the F1 score on *dev-val*, sampling paragraphs from the whole document produces slightly better results.

BiDAF + Self-attn + MPT (Clark and Gardner, 2017) is the state-of-the-art model on doc-SQuAD which is an improved version of BiDAF (Seo et al., 2017) that uses an additional self-attention module to improve the accuracy and replaces LSTMs with GRUs (Cho et al., 2014) for faster speed. It employs their multi-paragraph training (MPT) method which samples two paragraphs among the top 4 relevant paragraphs (based on TF-IDF cosine similarity) and the golden paragraph in each epoch. We use the open-sourced code³ provided by the authors.

BERT question answering model is the state-of-the-art model on the standard SQuAD dataset, which demonstrates the limit of applying a paragraph-level SQuAD model to doc-SQuAD. We use the PyTorch open source implementation⁴ with default hyperparameters.

FastFusionNet (FFN) (Wu et al., 2019) is an efficient machine reading comprehension model. We use the open source⁵ with default hyperparameters.

¹<https://pytorch.org/>

²<http://nlp.stanford.edu/data/glove.840B.300d.zip>

³<https://github.com/allenai/document-qa>

⁴<https://github.com/huggingface/pytorch-pretrained-BERT>

⁵<https://github.com/felixgwu/FastFusionNet>

| | 1-example Latency | Model | Hardware |
|---------------|-------------------|---|---------------|
| Triaged model | 2.9 ms | Triage Module of Triaged-FFN (F1 78.3) | 1 GTX-1080 Ti |
| | 3.9 ms | Triaged-FFN + EE($t=0.2$) (F1 80.9) | 1 GTX-1080 Ti |
| | 6.2 ms | Triaged-FFN + EE($t=0.6$) (F1 82.6) | 1 GTX-1080 Ti |
| | 7.5 ms | Triage Module of Triaged-BERT (F1 76.1) | 1 GTX-1080 Ti |
| Previous Work | 7.6 ms | PA-Occam-Bert (F1 75.9) | 1 V100 |
| | 7.9 ms | FFN (F1 82.5) | 1 GTX-1080 Ti |
| | 22.3 ms | BERT (F1 88.5) | 1 GTX-1080 Ti |
| | 45.5 ms | FusionNet (F1 83.6) | 1 GTX-1080 Ti |
| | 100.0 ms | BiDAF (F1 77.3) | 16 CPU |
| | 590.0 ms | BiDAF (F1 77.3) | 1 K80 |
| | 638.1 ms | BiDAF (F1 77.3) | 1 P100 |

Table 3: DAWNbench Inference time of *Integrated Triaging*

A.3 Triaged MRC Models

For Triaged-BERT, we use the same set of hyperparameters as well as the same pre-processing as BERT. Similarly, we use the same set of hyperparameters as well as the same pre-processing as FFN for Triaged-FFN.

B More Experiments

B.1 TriviaQA with Distant Supervision

We further evaluate our context pruning method on the TriviaQA (Joshi et al., 2017) where the golden paragraphs are not available; instead, the documents containing the ground truth answers are selected based on distant supervision. We train a smaller version of FFN and Triaged-FFN on TriviaQA web split and tune the number of candidates of the context pruning on the verified development set. With context pruning, the Triaged-FFN gets $1.8\times$ and $3.0\times$ speedup on average latency and 99 percentile latency respectively compared to FFN, while only sacrificing 0.7 % F1 score on the test set (from 69.1 % to 68.4 %).

B.2 DAWNbench

DAWNbench is a benchmark suite for end-to-end deep learning training and inference (Coleman et al., 2017). We demonstrate the efficiency of our fast models based on two metrics defined by DAWNbench in Table 3.

The inference time track measures the average 1-example inference latency of a model with an F1 score of at least 75%. The latency of our Triage Module with F1 score 78.3% is only 2.9 ms (a $34\times$ speedup compared to the 100 ms BiDAF on the leader-board). A stronger baseline would be to fine-tune the embedding and the first 4 blocks of a pre-trained BERT since the models with Transformer blocks usually have lower latency than the RNN-based models with similar performance. Our model is still 2.6 times as fast as this baseline. With early-exit, our *Integrated Triaging* gets 80.92% F1 score with 3.9 ms latency.

B.3 Easier and harder questions

Table 4 shows the common trigrams to start confident or hesitant questions of the Triage Module of a Triaged-FFN. To be specific, we sort the questions by confidence and choose the top 10% confident ones and count the first three words in these questions. We observe that questions asking for a time especially for a year are often easier. In contrast, questions starting with “what” or “how” are more likely to be hard.

| Confident | | Hesitant | |
|------------------------|-------|-----------------|-------|
| Trigram | Count | Trigram | Count |
| what be the | 171 | what be the | 190 |
| in what year | 98 | what do the | 55 |
| who be the | 70 | what type of | 51 |
| when be the | 69 | what do luther | 31 |
| when do the | 40 | how do the | 24 |
| in which year | 29 | what be a | 21 |
| what year do | 27 | what do tesla | 19 |
| what year be | 16 | what be one | 18 |
| what be another | 15 | where be the | 17 |
| where be the | 14 | where do the | 14 |
| how much do | 11 | why be the | 13 |
| who design the | 11 | who be the | 11 |
| approximately how many | 9 | what happen to | 11 |
| on what date | 9 | when be the | 11 |
| when do tesla | 8 | what be tesla | 10 |
| what percentage of | 8 | how do luther | 10 |
| what do the | 8 | what kind of | 10 |
| how old be | 8 | what be another | 10 |
| when do luther | 7 | what have the | 7 |
| who lead the | 7 | how be the | 7 |

Table 4: Common trigrams to start confident or hesitant questions of the Triage Module.