

Glass engineering to enhance Si solar cells: a case study of $Pr^{3+} - Yb^{3+}$ codoped tellurite-tungstate as spectral converter

Maiara Mitiko Taniguchi^{ad}, Vitor Santaella Zanuto^b, Pablo Portes^b, Luis Carlos Malacarne^b, Nelson Guilherme Astrath^b, Jorge Diego Marconi^c, Marcos Paulo Belançon^a

^a*Universidade Tecnológica Federal do Paraná (UTFPR), Câmpus Pato Branco, Pós-graduação em processos químicos e bioquímicos, Via do Conhecimento Km 1, 85503-390 Pato Branco - Brazil*

^b*Departamento de Física, Universidade Estadual de Maringá, Maringá, PR, Brazil*

^c*Centro de Engenharia, Modelagem e Ciências Sociais Aplicadas, Universidade Federal do ABC, Santo André, SP, Brazil*

^d*Departamento de Química, Universidade Estadual de Maringá, Maringá, PR, Brazil*

Abstract

Spectral converters are known to increase photovoltaic energy conversion by minimizing losses due to fundamental non-absorption and thermalization processes, and have been suggested to surpass the Shockley-Queisser efficiency limit in single junction solar cells. Here we present a detailed spectroscopic study of photoluminescence in tellurite-tungstate glasses doped and codoped with $Pr^{3+} - Yb^{3+}$ and Ag nanoparticles. The energy transfer mechanisms between Pr^{3+} and Yb^{3+} are discussed based on the near infrared emission under excitation at 442 nm and on the upconversion emission under excitation at 980 nm. Fluorescence quenching of $^2F_{5/2}$ level of Yb^{3+} is observed by increasing the concentration of Pr^{3+} , as well as by the addition of Ag nanoparticles. In addition, a discussion on the potential of this glass to increase energy production in spectral converters is presented. The results suggest that the few undesirable energy transfer processes occurring in this material are difficult to be controlled or eliminated properly, resulting in intrinsic losses. This discussion is extended to the potential of glass science to enhance energy production in solar cells, showing that newer designs such as

Email address: marcosbelancon@utfpr.edu.br (Marcos Paulo Belançon^a)

bifacial cells may facilitate the exploration of glasses other than soda-lime for mass production of solar cells. The focus on extending the lifespan by reducing UV induced degradation seems to be a more effective approach than the development of spectral converters for Si solar cells.

Keywords: Spectral converters, $Pr^{3+} - Yb^{3+}$ codoped glasses, Down-conversion, Tellurite-tungstate glasses

1. Introduction

The increasing demand for cheap and affordable solar power has motivated thousands of scientists to develop technologies that could enable solar cells to surpass the Shockley-Queisser (SQ) limit [1]. For example, in single junction silicon solar cells (SC), which share $> 90\%$ of the world photovoltaic (PV) production [2, 3], the efficiency limit is about 30% under typical sunlight conditions.

At the industry level, on the other hand, monocrystalline silicon PERC (Passivated Emitter and Rear Cell) cells have demonstrated efficiencies as high as $\sim 25\%$ [5]. This level is indeed a more “practical limit” for the efficiency when Auger recombination and the space between cells are considered [6]. PERC cells will be the largest type of SC at production in 2020 [2, 5], thanks to the capability to be easily integrated in the production process. To overcome this level of efficiency, two basic alternatives have been proposed; the use of multi-junction SC’s and the spectral converters for single junction SC’s. Three junctions already expand the SQ limit to $\sim 50\%$, and an infinite number of junctions would have an efficiency limit of 65% [6]. However, even though multi-junction technology has the highest efficiency already demonstrated, it is often difficult and expensive to build in large scale production [2]. Perovskite SC’s have been developed quite fast in recent years and may enable the mass production of multi-junction SC’s in the future [6, 7].

Alternatively, spectral converters [3, 8, 9, 10] could potentially be developed to advance Si cells technology in mass production today, just as we have seen with PERC. The idea is to modify the light spectrum that reaches the cell, concentrating light at wavelengths more suitable to be converted in free charges. Considering the solar irradiance (about 1000 W/m^2) reaching the silicon SC, theoretically there are 150 W/m^2 of high energy photons (UV/blue) that could be “downconverted” and 160 W/m^2 of low energy pho-

tons (wavelength higher than ~ 1050 nm) that could be “upconverted” [10]. These energies could be used to increase the power available to single junction silicon cells [11].

Rare-earth doped tellurite glasses oftenly exhibit high quantum efficiencies which makes attractive to evaluate their potential as spectral converters. This glasses have been investigated as upconverters by Krishnaiah et al. [25], which showed improvement in SC photocurrent production by converting light of ~ 1500 nm into ~ 980 nm with an Er^{3+} doped tellurite-tungstate. Another interesting work by Yang et al. [12] evaluated an Er^{3+} - Yb^{3+} codoped tellurite glass as upconverter placed in the backside of the cell.

On the other hand, Ag nanoparticles (NP) may enhance the local field of the rare-earth ion site and the energy absorbed by surface plasmon resonance of the electrons in the NP can be transferred to the rare-earth [13, 14, 15, 16, 17, 18, 19, 20, 21, 22]. Lima et al. [23] and Garcia et al. [24] have studied tellurites as downconverters based in Eu^{3+} doping and Ag nanoparticles codoping, where UV/Blue photons are converted to orange photons, which are better suitable to generate current in the silicon SC.

Recent works have proposed Pr^{3+} - Yb^{3+} co-doped materials to convert UV/Blue to near infrared photons [26, 27, 28, 29, 30]. By populating the 3P_n excited state of Pr^{3+} (~ 20000 cm^{-1}), the energy can be transferred to a neighbor Yb^{3+} , ideally resulting in two Yb^{3+} at the excited state $^2F_{5/2}$ (~ 10000 cm^{-1}) [26, 27, 28]. This process can efficiently produce near infrared photons matching the peak of spectral sensitivity of the silicon cell [3]. If absorption, energy transfer, and emission are efficient enough to surpass the losses inside the spectral converter, it could potentially overcome the SQ limit.

This paper presents a spectroscopic investigation of a series of Pr^{3+} -doped and Pr^{3+} - Yb^{3+} -codoped TeO_2 - WO_3 - Nb_2O_5 - Na_2CO_3 (TWNN) glasses. Our group has investigated this host in the last few years [4, 31] because among other things it exhibits good thermal and mechanical properties which are desirable in order to produce devices. The effect of Ag nanoparticles in a codoped tellurite-tungstate glass was also investigated, once these particles may improve or deteriorate the downconversion depending on how they interfere in the local field at the rare-earth site and introduce concentration quenching [31]. The optical absorption and photoluminescence spectra were obtained for the UV-Vis-NIR range, and the energy transfer mechanisms between Pr^{3+} and Yb^{3+} are discussed. The results are used to evaluate the potential of TWNN glasses as spectral converters.

2. Experimental procedure

TWNN glass samples were prepared as described in details in Ref. [31], following the relation $72.5\text{TeO}_2\text{-}23\text{WO}_3\text{-}3\text{Na}_2\text{CO}_3\text{-}1.5\text{Nb}_2\text{O}_5$ in *mol%*. The glass was doped with $0.5\text{ Yb}_2\text{O}_3$ and $x\text{ Pr}_6\text{O}_{11}$, where $x = 0.01, 0.1$ and $0.5\text{ mol}\%$. In addition, a sample was prepared with $x = 0.1\text{ mol}\%$ and $2.0\text{ mol}\%$ of AgNO_3 , which results in Ag nanoparticles (NP) formation in the glass, as previously reported [31]. All samples were annealed by 30 minutes near the glass transition temperature, just after the quenching, to reduce the mechanical stress.

Raman spectra were obtained with a dispersive microscope (Bruker Senterra). The samples were excited by a laser at 532 nm with 20 mW and the Raman intensity recorded in the spectral range of $50\text{-}1542\text{ cm}^{-1}$. The laser beam was focused by a $\times 20$ objective lens, and the intensity at the detector was integrated for 2 seconds. The optical absorption coefficient was measured using an UV-Vis-NIR double beam spectrophotometer (Perkin-Elmer Lambda 900). Photoluminescence (PL) spectra in the range $450\text{-}1150\text{ nm}$ were obtained with a spectrometer (Thorlabs CCS100) under 442 nm HeCd laser excitation, and a spectrofluorimeter (Jobin-Yvon Fluorolog-3) with a xenon lamp (450 W) or a nanoLED as the pump source was used to measure the photoluminescence in the range $1200\text{-}1700\text{ nm}$ and the upconversion emission in the visible range.

3. Results

3.1. Raman spectra

The Raman spectra under 532 nm pumping is shown in Fig. 1. The measurements confirmed the expected low phonon energy of the TWNN host, despite of some small differences between the spectra of each sample for energies lower than 1000 cm^{-1} . The band at $\sim 3350\text{ cm}^{-1}$ depends on the Pr^{3+} concentration, and the evaluated energy corresponds to the gap between 532 nm and $\sim 645\text{ nm}$. As we are going to show below, an intense emission is located at this wavelength, suggesting that upper Pr^{3+} levels absorbs at 532 nm, even though this wavelength does not match any Pr^{3+} absorption band. The Pr^{3+} related Raman band increases with dopant concentration and comparing the red and green curves in Fig. 1, one can see that Ag codoping has no significant effect.

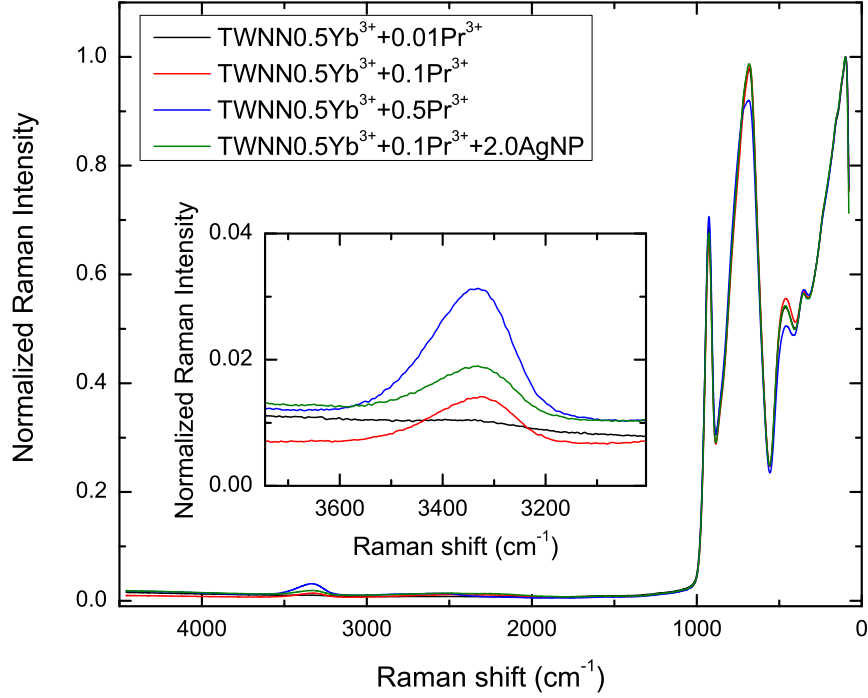


Figure 1: Normalized Raman spectra of TWNN samples. Inset shows the characteristic luminescent peak of Pr^{3+} .

3.2. Absorption spectra

Figure 2 shows the absorption spectra for all samples. By increasing the Pr^{3+} concentration, the absorption bands between 440-490 nm ($^3P_{0,1,2}$) and around 590 nm (1D_2) become evident. The band at 977 nm is due to the $^2F_{7/2} \rightarrow ^2F_{5/2}$ transition of Yb^{3+} . By comparing the absorption spectrum of the sample with 0.1 mol% of Pr_6O_{11} with that of the sample with the addition of Ag NP, the absorption coefficient increases in the entire wavelength range, as observed in a previous work [31].

3.3. NIR and visible emission spectra

The near infrared emission spectra under excitation at 442 nm is presented in Fig. 3. Intense emission bands were detected in the range between

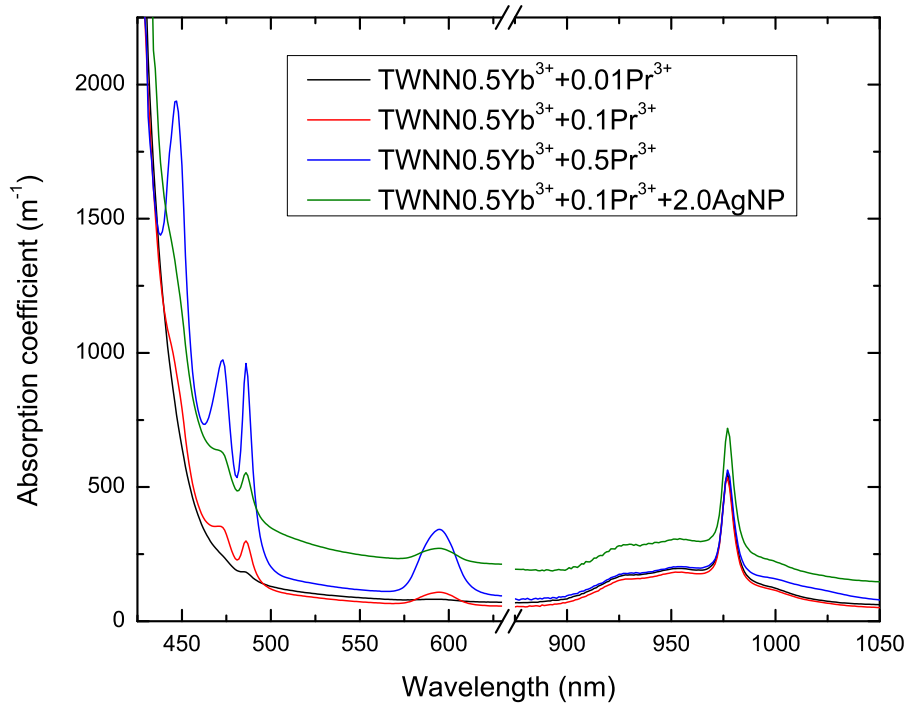


Figure 2: Absorption spectra of TWNN samples in the UV-Vis-NIR range.

950-1050 nm. The radiative transition ${}^1D_2 \rightarrow {}^3F_{3,4}$ of Pr^{3+} at 1050 nm can be identified by simplified deconvolution of the spectrum of the sample with lower concentration of Pr^{3+} [4], as shown in the inset. A similar result was observed by Muscelli et al. [27] in $SiO_2-Nb_2O_5$ host. The emission bands at 980 nm and 1015 nm are attributed to Yb^{3+} transitions (${}^2F_{5/2} \rightarrow {}^2F_{7/2}$). As observed previously, the energy is efficiently ($\sim 80\%$) transferred from 1D_2 level of Pr^{3+} to ${}^2F_{5/2}$ level of Yb^{3+} in TWNN glass doped with 0.1% of Pr^{3+} [4]. By increasing the Pr^{3+} concentration to 0.5% the Yb^{3+} emission is quenched. The addition of Ag NP also induced a decrease in the emission intensity of Yb^{3+} .

The visible emission spectra are shown in Fig. 4. Emission in the visible region are detected for all samples [31, 4], and can be interpreted as losses in this codoped material, since the main objective is to produce photons

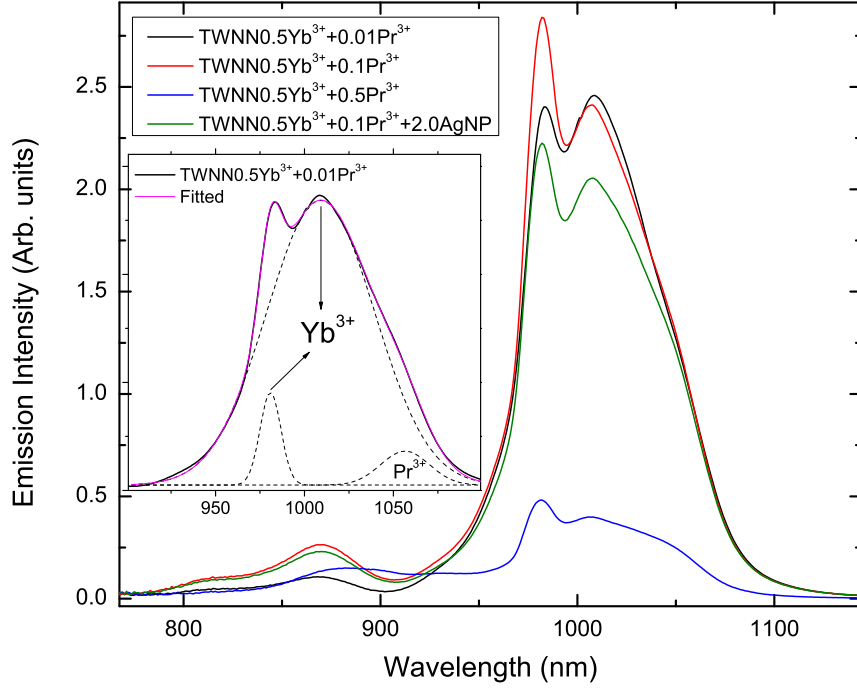


Figure 3: Emission spectra of TWNN samples in NIR range. An intense Yb^{3+} emission is observed around 1000 nm, with the contribution of Pr^{3+} emission at 1050 nm. Inset presents the deconvolution of three radiative transitions.

matching the peak sensitivity of Si cells. Pr^{3+} self-quenching is effective for Pr_6O_{11} concentrations higher than 0.1% in this glass [4], reducing primarily the intensity of the resonant transition $^1D_2 \rightarrow ^3H_4$ (~ 600 nm). In fact, for the sample with 0.5% of Pr_6O_{11} this transition is not present, remaining all the other bands for the decays from the $^3P_{0,1,2}$ excited states, such as $^3P_0 \rightarrow ^3H_6$ (~ 625 nm) and $^3P_{0,1} \rightarrow ^3F_{2,3,4}$ (~ 645 nm) [31].

The effect of Ag NP absorption on the NIR emission spectrum is presented in Fig. 5. The presence of Ag NP quenches the 1D_2 level lifetime, and the emission intensity decreases for the $^1D_2 \rightarrow ^1G_4$ transition band at ~ 1480 nm. Recently [31], we have shown that the effect of Ag nanoparticles in the lifetimes of the 1D_2 and 3P_0 levels in doped TWNN glasses is difficult to be

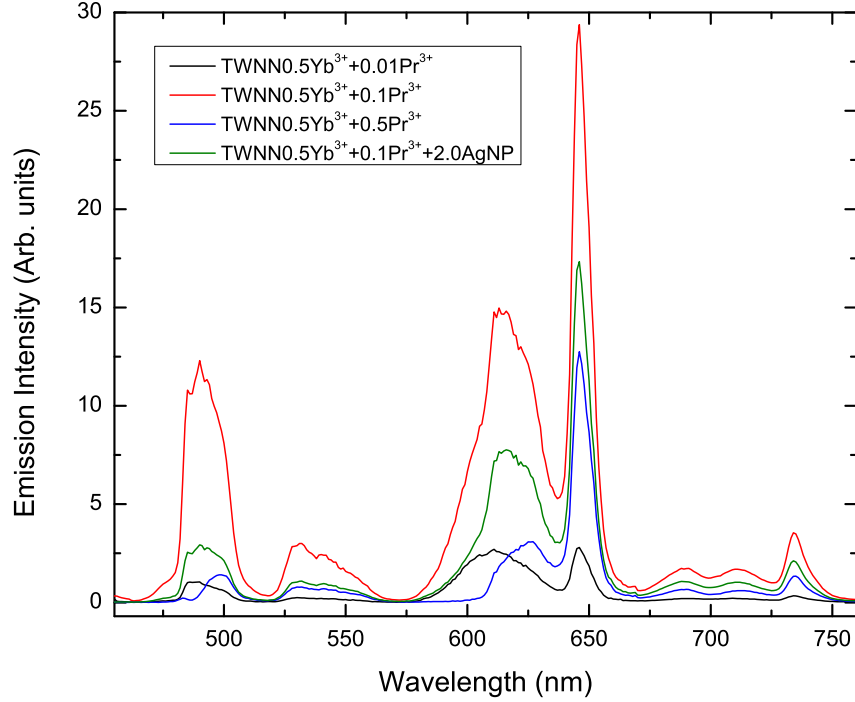


Figure 4: Pr^{3+} emission in the visible range, excited at 442 nm.

controlled, possibly because the nanoparticles are being formed or growing below the glass transition temperature in this glass.

3.4. Upconversion and impurities

Figure 6 shows the upconversion spectra of a Pr^{3+} -doped and a Pr^{3+} - Yb^{3+} -codoped TWNN glasses under excitation at 980 nm. For the Pr^{3+} -doped sample, the ground state absorption to the 1G_4 level at 1012 nm results in the visible emission around 520-560 nm, which is probably due to transitions $^2H_{11/2} \rightarrow ^4I_{11/2}$ and $^2H_{11/2} \rightarrow ^4S_{3/2}$ of Er^{3+} impurities [4, 32]. Even though the concentration of this impurity is very low, Er^{3+} is well-known by its intense absorption around 980 nm, which is the excitation wavelength in this measurement. When codoped with Yb^{3+} , the strong absorption of this ion at 977 nm enhances the upconversion emission from Er^{3+} impurities,

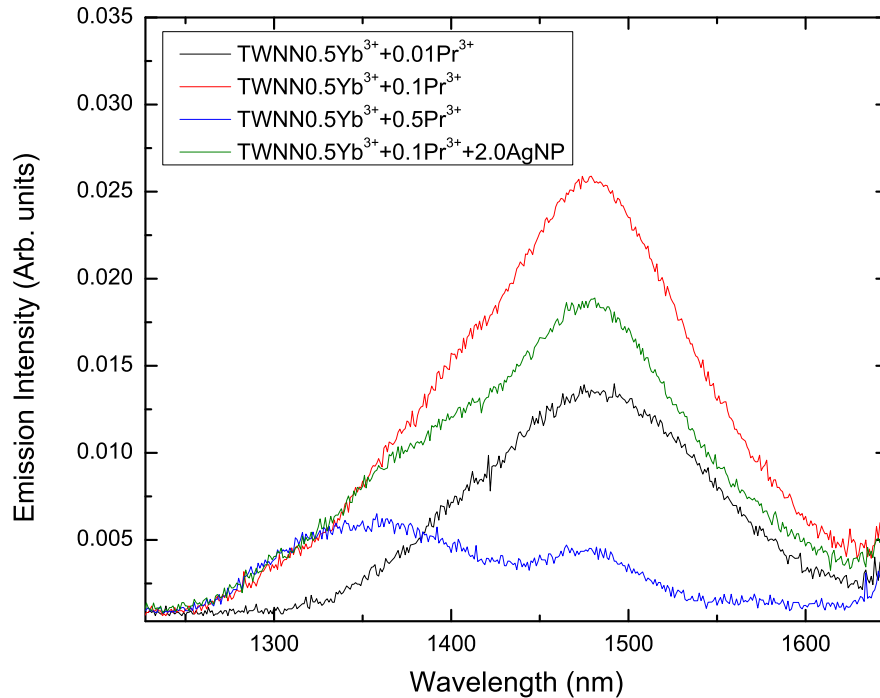


Figure 5: Pr^{3+} emission spectra in the NIR range under excitation at 442 nm.

and Pr^{3+} transitions between 600-660 nm are observed. This confirms that the energy transfer from Yb^{3+} to impurities and to Pr^{3+} is taking place. Increasing the concentration of any of these ions would indeed increase these losses. As upconversion processes vary non-linearly with the pump power intensity [33], the effect of such losses should be carefully analyzed in the case of the spectral converter being designed for a concentrated photovoltaic system, in which the power densities used can be hundreds of times higher[34].

4. Discussion

Since it is easier to convert high energy photons into low energy photons than the opposite, we focus this discussion on the downconverting potential

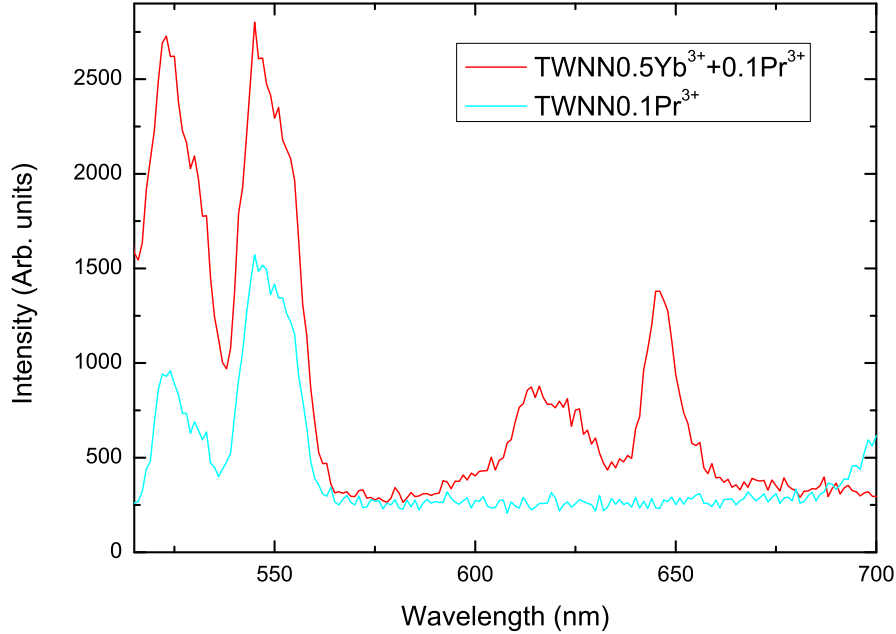


Figure 6: Upconversion emission bands from 980 *nm* photons to the visible range.

of TWNN glasses for applications in SC's [9]. Tellurite glasses exhibit very interesting spectroscopic properties [35]. For instance, TWNN glass containing 0.5% Yb_2O_3 and 0.1% Pr_6O_{11} can convert blue absorbed photons into infrared emission. However, a path to eliminate most of undesirable Pr^{3+} emissions was not found without affecting negatively the Yb^{3+} NIR emission. The complex energy diagram of Pr^{3+} makes it very difficult to select a transition to be quenched. Although the dopant concentrations might be optimized to enhance the violet-blue to NIR conversion, the effects of other parameters should be carefully evaluated.

In general, tellurites do not have the mechanical strength to withstand real environmental conditions, which makes this class of glasses unlikely to be proposed as substitutes to soda-lime as both cover glass or an external thin layer in SC's. The high refractive index (~ 2.1) of the TWNN host [31] results in high reflectivity losses [36], which may be as high as 13% at the TWNN/air interface. Thus, considering this glass as a coating would require a very

specific AR-coating in order to reduce this important loss. Notwithstanding, the availability of tellurium as raw materials is critical [37, 38, 39, 40, 41, 42, 43].

Commercially, photovoltaic panels are covered by soda-lime glass, which reflects about 4% of the incoming sunlight due to its refractive index of $n \sim 1.5$. On the opposite surface of the cover glass, light reaches the encapsulant. As the refractive index of ethylene vinyl acetate copolymer (EVA) matches that of the soda-lime glass, EVA is the most common choice of encapsulant material in Si photovoltaic panels [44], reducing the reflection losses while mechanically protecting the cell. Substitutes to EVA, such as Polyolefin, present very similar optical characteristics [45] and are already available commercially [2].

Replacing soda-lime by TWNN as the front glass would decrease the total irradiance of the cell by $\sim 13\%$ due to reflection losses, i.e., about $\sim 130 \text{ W/m}^2$ of the $\sim 1000 \text{ W/m}^2$ available. If down-conversion efficiency of 100% could be achieved, it would still mean that half of the $\sim 150 \text{ W/m}^2$ available for down-conversion would be lost due to the energy gap between violet/blue and the IR photons produced. This gain would not compensate for the irradiance loss due to the increase of the reflectivity. Some materials exhibiting quantum-cutting with quantum efficiencies well above 100% were already reported, however only for a narrow range of excitation wavelengths, not absorbing significantly the $\sim 150 \text{ W/m}^2$ available. This kind of material would act mostly as a UV protective layer for specific applications [26].

Special AR-coating could be developed to partially reduce losses intrinsically associated with TWNN glasses. In fact, AR-coatings can increase the total efficiency in commercial Si photovoltaic panels by about 1% (for example, from 18.0% to 18.8% [36]). However, the expected lifetime of such coatings ranges from 10 to 15 years [2], decreasing afterwards the amount of light reaching the SC [46]. A better alternative would be to eliminate the need of AR-coating by using a glass with refractive index as low as possible. As a consequence, this could simplify the production and recycling process of Si photovoltaic panels [47, 48].

The aspects considered in this discussion indicate that the combination of several features could be more effective to increase energy production in SC's than the attempt to surpass the SQ limit, and even though our analysis here was applied to TWNN glass, it is not restricted to this material. Other tellurites have been investigated with particular focus on the description of the quantum efficiencies [35, 49, 50, 51]. However, such specific analysis may

lead to incorrect conclusions. For example, Florêncio et al. [52] have investigated Zinc-Tellurite glasses covering SC's and, by comparing an undoped to a doped glass, they attributed the better efficiency of the doped glass to the spectral modification produced by the dopant, even though the absorption coefficient spectra for their samples clearly indicate that less light is being transmitted in the undoped sample. Despite the fact that Yb^{3+} emits efficiently in a wide variety of materials, these ions also have a strong absorption between 900-990 nm, and an improved transmission of light in a limited range such as 400-800 nm[53] does not guarantee an enhanced efficiency.

An interesting perspective is to develop new glasses, possibly by making use of down-conversion [54] in order to expand the lifespan of SC's instead of its efficiency. In fact, it is well known that adding some ions such as Ce^{3+} [44] to the front glass results in an enhanced UV resistance and consequently expanded lifespans. This approach could be explored further in future work. For instance, the growing installation of bifacial photovoltaic panels can open the possibility to employ different glass compositions for the back cover of the panels, especially because the strength required for this component is not the same as for the front glass [55, 56]. At industry level, the share of bifacial Si panels is already expected to grow significantly [2], opening the opportunity to develop low cost layers with refractive index near ~ 1.4 , as already demonstrated [57, 58]. The addition of UV blocking agent, such as Ce^{3+} , can help to extend the SC lifespan. However, for this particular ion, the degradation related to iron oxidation inside the soda-lime needs to be bypassed [44]. Also, potential induced degradation (PID) of SC's is frequently related to Na^+ diffusion from soda-lime[60], and we believe enhanced glasses or coatings to avoid this mechanism should be evaluated further.

The industry predicts [2] that Si panels production could reach 1 TW per year, which is almost 10 times the amount produced in 2018 alone. To go beyond such production capacity, new technologies should be developed. Nevertheless, to enhance energy production, it seems reasonable and feasible to extend the average lifespan of Si photovoltaic panels, delaying thus the replacement of panels and increasing the total installed capacity. Considering a scenario where all energy in the world is renewable [59], an average of 8 TW electricity from solar would be needed, or about 40 TW of installed capacity. This scale of deployment could be reached by Si photovoltaic panels if the average lifespan is extended to 40 years.

5. Conclusion

In conclusion, we have performed UV-Vis-NIR spectroscopic measurements in tellurite-tungstate glasses doped and codoped with $Pr^{3+} - Yb^{3+}$ and Ag nanoparticles. The prospects to continue this research towards the development of a spectral converter were discussed critically, and even though down-conversion has been verified in our samples, the use of TWNN (or any tellurite) as spectral converter seems unlikely to enhance Si photovoltaic efficiency. Even for specific applications, our research indicates that materials with high refractive index do not have a role to play in practice due to the high reflectivity and the low strength often associated with this class of material. On the other hand, our analysis suggest that glass science may still help to develop enhanced SC's, for example, by engineering UV blocking integrated AR-coatings that could increase lifespan by preventing degradation. This would result in higher energy production during the total lifespan of the photovoltaic panels. Such an approach seems feasible, and we are working to contribute to the subject further.

6. Acknowledgments

The authors would like to thank Brazilian agency CNPq (grant 480576/2013–0) and CAPES for their financial support.

References

- [1] W. Shockley, H. J. Queisser, Detailed Balance Limit of Efficiency of p-n Junction Solar Cells, *Journal of Applied Physics* 32 (1961) 510–519.
- [2] ITRPV, International Technology Roadmap for Photovoltaic (ITRPV), Technical Report April, 2019.
- [3] X. Huang, S. Han, W. Huang, X. Liu, Enhancing solar cell efficiency: the search for luminescent materials as spectral converters, *Chem. Soc. Rev.* 42 (2013) 173–201.
- [4] M. P. Belançon, J. D. Marconi, M. F. Ando, L. C. Barbosa, Near-IR emission in Pr^{3+} -single doped and tunable near-IR emission in Pr^{3+}/Yb^{3+} -codoped tellurite tungstate glasses for broadband optical amplifiers, *Optical Materials* (2014).

- [5] M. A. Green, Commercial progress and challenges for photovoltaics, *Nature Energy* 1 (2016) 15015.
- [6] S. Albrecht, B. Rech, Perovskite solar cells: On top of commercial photovoltaics, *Nature Energy* 2 (2017) 16196.
- [7] J. J. Berry, J. Van De Lagemaat, M. M. Al-Jassim, S. Kurtz, Y. Yan, K. Zhu, Perovskite Photovoltaics: The Path to a Printable Terawatt-Scale Technology, *ACS Energy Letters* 2 (2017) 2540–2544.
- [8] J. Day, S. Senthilarasu, T. K. Mallick, Improving spectral modification for applications in solar cells: A review, *Renewable Energy* 132 (2019) 186–205.
- [9] B. McKenna, R. C. Evans, Towards Efficient Spectral Converters through Materials Design for Luminescent Solar Devices, *Advanced Materials* 29 (2017) 1606491.
- [10] M. de la Mora, O. Amelines-Sarria, B. Monroy, C. Hernández-Pérez, J. Lugo, Materials for downconversion in solar cells: Perspectives and challenges, *Solar Energy Materials and Solar Cells* 165 (2017) 59–71.
- [11] B. Fetliński, M. Malinowski, Potential energy yield increase of a solar spectra down-converter equipped photovoltaic device in real operational conditions, *Solar Energy* 165 (2018) 148–158.
- [12] F. Yang, C. Liu, D. Wei, Y. Chen, J. Lu, S. E. Yang, Er³⁺-Yb³⁺ co-doped TeO₂-PbF₂ oxyhalide tellurite glasses for amorphous silicon solar cells, *Optical Materials* 36 (2014) 1040–1043.
- [13] P. Cheng, Y. Zhou, M. Zhou, X. Su, Z. Zhou, G. Yang, Enhanced broadband near-infrared luminescence from Pr³⁺-doped tellurite glass with silver nanoparticles, *Optical Materials* 73 (2017) 102–110.
- [14] D. Rajesh, R. J. Amjad, M. Reza Dousti, A. de Camargo, Enhanced VIS and NIR emissions of Pr³⁺ ions in TZYN glasses containing silver ions and nanoparticles, *Journal of Alloys and Compounds* 695 (2017) 607–612.
- [15] N. M. Yusoff, M. R. Sahar, Effect of silver nanoparticles incorporated with samarium-doped magnesium tellurite glasses, *Physica B: Condensed Matter* 456 (2015) 191–196.

- [16] M. Reza Dousti, Efficient infrared-to-visible upconversion emission in Nd³⁺-doped PbO-TeO₂ glass containing silver nanoparticles, *Journal of Applied Physics* 114 (2013) 113105.
- [17] G. Lakshminarayana, J. Qiu, Enhancement of Pr³⁺ luminescence in TeO₂-ZnO-Nb₂O₅-MoO₃ glasses containing silver nanoparticles, *Journal of Alloys and Compounds* 478 (2009) 630–635.
- [18] Y. Du, B. Chen, E. Pun, Z. Wang, X. Zhao, H. Lin, Silver nanoparticles enhanced multichannel transition luminescence of Pr³⁺ in heavy metal germanium tellurite glasses, *Optics Communications* 334 (2015) 203–207.
- [19] H. Fares, H. Elhouichet, B. Gelloz, M. Férid, Silver nanoparticles enhanced luminescence properties of Er³⁺ doped tellurite glasses: Effect of heat treatment, *Journal of Applied Physics* 116 (2014).
- [20] Z. Ashur Said Mahraz, M. R. Sahar, S. K. Ghoshal, M. R. Dousti, R. J. Amjad, Silver nanoparticles enhanced luminescence of Er³⁺ ions in borotellurite glasses, *Materials Letters* 112 (2013) 136–138.
- [21] M. Reza Dousti, Efficient infrared-to-visible upconversion emission in Nd³⁺-doped PbO-TeO₂ glass containing silver nanoparticles, *Journal of Applied Physics* 114 (2013) 113105.
- [22] S. K. Singh, N. K. Giri, D. K. Rai, S. B. Rai, Enhanced upconversion emission in Er³⁺-doped tellurite glass containing silver nanoparticles, *Solid State Sciences* 12 (2010) 1480–1483.
- [23] B. C. Lima, L. A. Gómez-Malagón, A. S. Gomes, J. A. Garcia, L. R. Kassab, Plasmon-Assisted Efficiency Enhancement of Eu³⁺-Doped Tellurite Glass-Covered Solar Cells, *Journal of Electronic Materials* 46 (2017) 6750–6755.
- [24] J. A. Garcia, L. Bontempo, L. A. Gomez-Malagon, L. R. Kassab, Efficiency boost in Si-based solar cells using tellurite glass cover layer doped with Eu³⁺ and silver nanoparticles, *Optical Materials* 88 (2019) 155–160.
- [25] K. V. Krishnaiah, P. Venkatalakshamma, C. Basavapoornima, I. R. Martín, K. Soler-Carracedo, M. A. Hernández-Rodríguez, V. Venkatesham, C. K. Jayasankar, Er³⁺-doped tellurite glasses for enhancing

- a solar cell photocurrent through photon upconversion upon 1500 nm excitation, *Materials Chemistry and Physics* 199 (2017) 67–72.
- [26] X. Zhang, Y. Liu, M. Zhang, J. Yang, H. Zhu, D. Yan, C. Liu, C. Xu, X. Wang, Efficient deep ultraviolet to near infrared quantum cutting in Pr³⁺/Yb³⁺ codoped CaGdAlO₄ phosphors, *Journal of Alloys and Compounds* 740 (2018) 595–602.
- [27] W. C. Muscelli, F. T. Aquino, F. J. Caixeta, L. R. R. Nunes, L. Zur, M. Ferrari, R. R. Gonçalves, Yb³⁺ concentration influences UV–Vis to NIR energy conversion in nanostructured Pr³⁺ and Yb³⁺ co-doped SiO₂-Nb₂O₅ materials for photonics, *Journal of Luminescence* 199 (2018) 454–460.
- [28] J. Hu, Y. Zhao, B. Chen, H. Xia, Y. Zhang, H. Ye, Efficient near-infrared downconversion and energy transfer mechanism in Pr³⁺/Yb³⁺ co-doped Na₅Y₉F₃₂ single crystals, *Journal of Luminescence* 205 (2019) 500–507.
- [29] D. Chen, Y. Wang, Y. Yu, P. Huang, F. Weng, Near-infrared quantum cutting in transparent nanostructured glass ceramics, *Opt Lett* 33 (2008) 1884–1886.
- [30] G. Gao, L. Wondraczek, Near-infrared downconversion in Pr³⁺/Yb³⁺ co-doped boro-aluminosilicate glasses and LaBO₃ glass ceramics, *Optical Materials Express* 3 (2013) 633.
- [31] M. M. Taniguchi, J. D. Marconi, L. S. Herculano, M. P. Belançon, On the prospects of enhance glass based devices with silver nanoparticles: The case of Pr³⁺ doped tellurite-tungstate glasses, *Journal of Alloys and Compounds* 749 (2018) 871–877.
- [32] R. Narro-García, E. Chillce, L. Barbosa, E. de Posada, M. Arronte, E. Rodriguez, Fabrication and upconversion luminescence of Er³⁺/Yb³⁺ codoped TeO₂-WO₃-Na₂O-Nb₂O₅-Al₂O₃ glass fibers, *Journal of Luminescence* 134 (2013) 528–532.
- [33] S. Fischer, A. Ivaturi, P. Jakob, K. W. Krämer, R. Martin-rodriguez, A. Meijerink, B. Richards, J. Christoph, Upconversion solar cell measurements under real sunlight, *Optical Materials* 84 (2018) 389–395.

- [34] Y. Xing, P. Han, S. Wang, P. Liang, S. Lou, Y. Zhang, S. Hu, H. Zhu, C. Zhao, Y. Mi, A review of concentrator silicon solar cells, *Renewable and Sustainable Energy Reviews* 51 (2015) 1697–1708.
- [35] X. Zhou, J. Shen, Y. Wang, Z. Feng, R. Wang, L. Li, S. Jiang, X. Luo, An Efficient Dual-Mode Solar Spectral Modification for c-Si Solar Cells in Tm³⁺ /Yb³⁺ Codoped Tellurite Glasses, *Journal of the American Ceramic Society* 99 (2016) 2300–2305.
- [36] P. Buskens, M. Burghoorn, M. C. D. Mourad, Z. Vroon, Antireflective Coatings for Glass and Transparent Polymers, *Langmuir* 32 (2016) 6781–6793.
- [37] V. Fthenakis, Sustainability of photovoltaics: The case for thin-film solar cells, *Renewable and Sustainable Energy Reviews* 13 (2009) 2746–2750.
- [38] A. Feltrin, A. Freundlich, Material considerations for terawatt level deployment of photovoltaics, *Renewable Energy* 33 (2008) 180–185.
- [39] S. Davidsson, M. Höök, Material requirements and availability for multi-terawatt deployment of photovoltaics, *Energy Policy* 108 (2016) 574–582.
- [40] N. S. Wales, G. B. Consulting, C. Scientific, U. Nations, E. Programme, M. Consulting, L. Campus, Mineral supply for sustainable development requires resource governance (2017) 1-7.
- [41] T. Graedel, On the Future Availability of the Energy Metals, *Annual Review of Materials Research* 41 (2011) 323–335.
- [42] L. Grandell, A. Lehtil, M. Kivinen, T. Koljonen, S. Kihlman, L. S. Lauri, Role of critical metals in the future markets of clean energy technologies, *Renewable Energy* 95 (2016) 53–62.
- [43] D. I. Bleiwas, Byproduct Mineral Commodities Used for the Production of Photovoltaic Cells, *Usgs* 1365 (2010) 18.
- [44] M. C. C. de Oliveira, A. S. A. Diniz Cardoso, M. M. Viana, V. d. F. C. Lins, The causes and effects of degradation of encapsulant ethylene vinyl acetate copolymer (EVA) in crystalline silicon photovoltaic modules: A review, *Renewable and Sustainable Energy Reviews* 81 (2018) 2299–2317.

- [45] M. C. López-Escalante, L. J. Caballero, F. Martín, M. Gabás, A. Cuevas, J. R. Ramos-Barrado, Polyolefin as PID-resistant encapsulant material in PV modules, *Solar Energy Materials and Solar Cells* 144 (2016) 691–699.
- [46] Á. Morales, F. Sutter, F. Wiesinger, G. S. Vicente, R. Pitz-Paal, A. Fernández-García, Sandstorm erosion testing of anti-reflective glass coatings for solar energy applications, *Solar Energy Materials and Solar Cells* 179 (2018) 10–16.
- [47] Y. Xu, J. Li, Q. Tan, A. L. Peters, C. Yang, Global status of recycling waste solar panels: A review, *Waste Management* 75 (2018) 450–458.
- [48] M. M. Lunardi, J. P. Alvarez-Gaitan, J. I. Bilbao, R. Corkish, A Review of Recycling Processes for Photovoltaic Modules, *Solar Panels and Photovoltaic Materials* (2018).
- [49] B. Han, Y. Yang, J. Wu, J. Wei, Z. Li, Y. Mai, Al₂O₃:Cr³⁺/tellurite glass composites: An efficient light converter for silicon solar cell, *Ceramics International* 41 (2015) 12267–12272.
- [50] F. B. Costa, K. Yukimitu, L. A. d. O. Nunes, M. d. S. Figueiredo, J. R. Silva, L. H. d. C. Andrade, S. M. Lima, J. C. S. Moraes, High Nd³⁺-Yb³⁺ energy transfer efficiency in tungsten-tellurite glass: A promising converter for solar cells, *Journal of the American Ceramic Society* 100 (2017) 1956–1962.
- [51] A. K. Rufino Souza, A. P. Langaro, J. R. Silva, F. B. Costa, K. Yukimitu, J. C. Silos Moraes, L. Antonio de Oliveira Nunes, L. Humberto da Cunha Andrade, S. M. Lima, On the efficient Te⁴⁺-Yb³⁺ cooperative energy transfer mechanism in tellurite glasses: A potential material for luminescent solar concentrators, *Journal of Alloys and Compounds* 781 (2019) 1119–1126.
- [52] L. d. A. Florêncio, L. A. Gómez-Malagón, B. C. Lima, A. S. Gomes, J. Garcia, L. R. Kassab, Efficiency enhancement in solar cells using photon down-conversion in Tb/Yb-doped tellurite glass, *Solar Energy Materials and Solar Cells* 157 (2016) 468–475.
- [53] J. Liu, L. Han, Y. Peng, J. Li, B. Xu, H. Luo, X. Li, X. Yu, K. Zhang, Near-infrared luminescent and antireflective in SiO₂/YVO₄:Yb³⁺ bilayer films for c-Si solar cells, *Applied Physics Letters* 99 (2011) 121110.

- [54] M. A. Green, S. P. Bremner, Energy conversion approaches and materials for high-efficiency photovoltaics, *Nature Materials* 16 (2017) 23–34.
- [55] F. Fu, T. Feurer, T. Jäger, E. Avancini, B. Bissig, S. Yoon, S. Buecheler, A. N. Tiwari, Low-temperature-processed efficient semi-transparent planar perovskite solar cells for bifacial and tandem applications, *Nature Communications* 6 (2015) 8932.
- [56] R. Kopecek, J. Libal, Towards large-scale deployment of bifacial photovoltaics, *Nature Energy* 3 (2018) 443–446.
- [57] A. Matsuda, M. Tatsumisago, T. Minami, K. Tadanaga, N. Yamaguchi, Antireflective properties of flowerlike alumina thin films on soda–lime silica glass substrates prepared by the sol–gel method with hot water treatment, *Thin Solid Films* 515 (2006) 3914–3917.
- [58] P. Chimalawong, J. Kaewkhao, C. Kedkaew, P. Limsuwan, Optical and electronic polarizability investigation of Nd³⁺-doped soda-lime silicate glasses, *Journal of Physics and Chemistry of Solids* 71 (2010) 965–970.
- [59] M. Z. Jacobson, M. A. Delucchi, Z. A. Bauer, S. C. Goodman, W. E. Chapman, M. A. Cameron, C. Bozonnat, L. Chobadi, H. A. Clonts, P. Enevoldsen, J. R. Erwin, S. N. Fobi, O. K. Goldstrom, E. M. Hennessy, J. Liu, J. Lo, C. B. Meyer, S. B. Morris, K. R. Moy, P. L. O’Neill, I. Petkov, S. Redfern, R. Schucker, M. A. Sontag, J. Wang, E. Weiner, A. S. Yachanin, 100% Clean and Renewable Wind, Water, and Sunlight All-Sector Energy Roadmaps for 139 Countries of the World, *Joule* 1 (2017) 108–121.
- [60] W. Luo, Y. S. Khoo, P. Hacke, V. Naumann, D. Lausch, S. P. Harvey, J. P. Singh, J. Chai, Y. Wang, A. G. Aberle, S. Ramakrishna, Potential-induced degradation in photovoltaic modules: A critical review, *Energy and Environmental Science* 10 (2017) 43–68.