

# Model Pruning Enables Efficient Federated Learning on Edge Devices

Yuang Jiang\*, Shiqiang Wang<sup>†</sup>, Bong Jun Ko<sup>‡</sup>, Wei-Han Lee<sup>†</sup>, Leandros Tassiulas\*

## Abstract

Federated learning is a recent approach for distributed model training without sharing the raw data of clients. It allows model training using the large amount of user data collected by edge and mobile devices, while preserving data privacy. A challenge in federated learning is that the devices usually have much lower computational power and communication bandwidth than server machines in data centers. Training large-sized deep neural networks in such a federated setting can consume a large amount of time and other resources. To overcome this challenge, we propose a method that integrates model pruning (i.e., reducing model size by removing unimportant parameters) with federated learning in this paper. Our method includes initial model pruning at the server, further model pruning as part of the federated learning process, followed by the regular federated learning procedure. Extensive experiments on real edge devices and datasets show that our proposed approach can save the computation, communication, and storage costs in federated learning. Further insights obtained from our experiments are also discussed.

## 1 Introduction

Federated learning, since its inception, has attracted considerable attention due to its capability of distributed model training using data collected by possibly a large number of edge and mobile devices, such as Internet of Things (IoT) gateways and smartphones [24, 26, 20, 13]. The federated learning procedure includes local computations at clients (edge/mobile devices) and model parameter exchange among clients and a server, in an iterative manner. The significance of this procedure is that the clients' data remain local and are not shared with others, which preserves data privacy and is usually more resource-efficient than transmitting all the data to a central server.

However, modern deep neural networks (DNNs) can contain hundreds of millions of parameters [28, 9]. Training such large models directly on edge devices is often infeasible due to resource (such as memory) limitation or is otherwise very slow. In addition, the communication of such a large number of parameters between clients and the server is also a major impediment in federated learning, since the clients are often geo-distributed edge devices that need to upload their local models to the parameter server frequently [24, 21].

Approaches for reducing the communication overhead in federated learning have been proposed recently [14], which, however, do not reduce the complexity of local computation at clients. For efficient computation, new model architectures such as MobileNet [11] and model pruning techniques [25] have been developed, where the model is trained/pruned at the server with centrally available data, then deployed at the edge for efficient inference. These methods have not been applied in the federated learning setting where data are decentralized in clients.

In this paper, we aim at overcoming the bottleneck of computation, communication, and storage jointly, and propose a new federated learning paradigm that is combined with distributed model pruning. The

---

\*Yale University, New Haven, CT, USA

<sup>†</sup>IBM T. J. Watson Research Center, Yorktown Heights, NY, USA

<sup>‡</sup>Stanford Institute for Human-Centered Artificial Intelligence (HAI), Stanford, CA, USA

Contact authors: Yuang Jiang (yuang.jiang@yale.edu), Shiqiang Wang (wangshiq@us.ibm.com)

benefit of model pruning is that it has high degree of freedom in terms of the amount of parameters to prune, which may be adapted depending on the computation and communication capabilities of the clients involved in the federated learning process. We propose such a paradigm for federated learning and evaluate its performance on real edge devices, focusing on both computation and communication efficiency.

Our main contributions in this paper are as follows.

1. We propose a federated model pruning mechanism where the server can initially perform some degree of pruning based on the initialized (untrained) model, possibly using a small amount of sample data if available, then further pruning can be performed distributedly.
2. We integrate model pruning with the federated learning procedure, providing a mechanism that jointly trains and prunes the model in a federated manner.
3. We conduct extensive experiments with various settings and measurements on real edge devices, and discuss the insights obtained from the results.

The rest of this paper is organized as follows. In Section 2, we present the related work. In Section 3, we introduce preliminaries and the proposed approach. Implementation details and complexity analysis are given in Section 4. We evaluate the proposed approaches extensively in Section 5. Further issues are discussed in Section 6. Finally, we conclude our work in Section 7.

## 2 Related Work

In this section, we summarize existing works from three different directions, including model compression, efficient communication, and implementation.

**Model compression.** *Quantization* mitigates computational cost by compressing the number of bits required for each parameter [7, 12]. This, however, is orthogonal to our approach, and we will show in the following sections that, our approach can easily exceed the compression upper bound (1/32 in the case of 32-bit parameters) of quantization-based methods. *Knowledge distillation* [1] transfers the knowledge from large, possibly ensemble of models to a smaller model, usually following a teacher-student paradigm [10]. It enables the compression of pre-trained large models to much smaller ones with minimal loss of accuracy. Nevertheless, it by no means provides a solution for small models to learn knowledge from scratch or learn new knowledge incrementally. *Model pruning* was first proposed in [17] to remove redundant parameters according to their importance. It is further improved in [8] with iterative training and pruning. A single shot pruning method was recently proposed in [18].

**Efficient federated learning.** A number of works try to overcome the communication bottleneck by sending only important gradients for aggregation, e.g., sending gradients whose magnitudes are above a certain threshold [29, 27], sending a fixed proportion of gradients to the server [4], or using structured and sketched updates [14]. The work [21] demonstrated a high communication compression ratio while achieving similar accuracy, by using warm-up training and momentum manipulation in addition to gradient clipping. To improve both computation and communication efficiency, lossy compression and dropout have been studied [2]; however, these techniques are orthogonal to the pruning-based method we consider in this paper, and their performance were not evaluated on real edge devices either.

**Implementation.** In the literature, federated learning experiments using edge devices have been done [30]. There are also performance measurements of deep learning on TX2 platforms [22] and implementation on IoT devices [19, 32]. However, federated learning with model pruning has not been implemented or evaluated on real devices.

Our approach is superior to the existing methods for the following reasons: 1) it overcomes not only the communication bottleneck, but also computation and storage bottlenecks (compared to gradient compression); 2) the pruned model is capable of learning incrementally from new data (compared to knowledge distillation); 3) we can easily exceed the compression upper bound of quantization methods; 4) compared to existing model pruning approaches [17, 8, 18], our approach is fundamentally different, because in our

paradigm, the parameter server has access to only a small amount of data or even no data at all, instead of the entire dataset, to protect clients' privacy. Furthermore, quantization and gradient sparsification are orthogonal to our approach and can be applied simultaneously with our approach.

### 3 Federated Learning with Pruning

In this section, we present our method of joint federated learning and model pruning.

#### 3.1 Preliminaries

**Standard federated learning procedure.** A federated learning system consists of multiple clients, each with its own data, and a server that works as a model parameter aggregator. In the existing (standard) federated learning procedure, when a model training task is instantiated, the server first initializes the model parameters, then the system implements the following iterative process:

- (i) The server distributes the model to clients.
- (ii) Each client trains the model with its own data (or subset thereof) for a certain number of model training iterations.
- (iii) Each client sends the updated model to the server.
- (iv) The server aggregates the model parameters updated by the clients.

We refer to steps i–iv above as one *federation*.

As discussed earlier, in the edge/mobile computing environment where clients' resources and communication bandwidth are limited, the above federated learning procedure is significantly challenged when the model size is large. To overcome this challenge, we employ model pruning as a means to reduce the computation and communication overhead at clients.

**Model pruning.** In the iterative training and pruning approach proposed in [8] for the centralized machine learning setting, the model is first trained using stochastic gradient descent (SGD) for a given number of iterations. Then, a *level* of model pruning is performed, where a *level* is defined as removing a certain percentage (referred to as the pruning rate) of weights that have smallest absolute values layer-wise. This training and pruning process is repeated until a desired pruning level (corresponding to a model size) is reached. The benefit of this approach is that the training and pruning occurs at the same time, so that a trained model with a desired (small) size can be obtained in the end. However, the approach in [8], as well as other pruning techniques [17, 18], require the availability of training data at a central location, which is not applicable to federated learning.

#### 3.2 Proposed Approach

Our proposed approach includes initial model pruning at the server and further model pruning involving both the server and clients during the federated learning process. The details are described as follows.

##### 3.2.1 Initial Pruning at the Server

Initial model pruning at the server can be done with the following two options with respect to data availability at the server:

- **Sample-based pruning:** This case assumes the availability of a certain amount of data samples at the server, typically a small subset of training dataset. These samples may be obtained by requesting each client to provide a few (a small portion of its own dataset that the client is willing to share) before the federated learning process starts, or by the server collecting a small amount of data on its own.

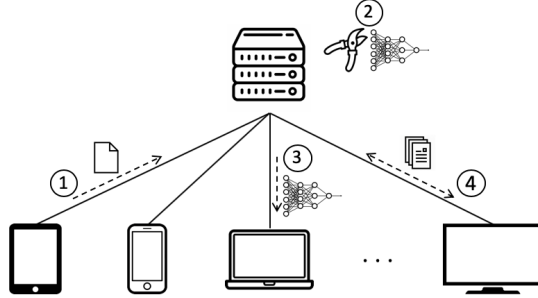


Figure 1: Illustration of proposed approach.

In the case where samples are available, existing approaches [17, 8, 18] can be used for pruning using the available sample data. We primarily focus on the joint pruning and training approach [8] since our ultimate goal is model training, but our framework applies to other pruning techniques as well.

- **Sample-less pruning:** In this case, there is no data sample available at the server. The model is pruned in an “uninformed” way, either in an *initialization-based* manner where a given amount of weights with small amplitudes are removed right after model initialization, or in a *random* manner where randomly selected weights are pruned regardless of its amplitude.

*Remark:* As we will discuss in Section 5.3, one device can be both a server and a client at the same time, in which case it can perform sample-based pruning using its own data.

One would normally expect the quality of the pruned model in the above two cases to be poor compared to traditional pruning which makes use of a full training dataset [8]. Rather surprisingly, however, we find that the model quality can be effectively retained even when the pruning is done using only a small amount of data. Even more surprising is that sample-less pruning can also retain the model quality to a certain extent, according to our experiments in Section 5.

### 3.2.2 Further Pruning Involving both Server and Clients

After initial pruning, the system can further perform the repeated training and pruning operations in addition to the standard federated learning procedure. Here, the system performs one or a few federations (i.e., model training using federated learning procedure), followed by a pruning step that removes a certain amount of small parameters from the model. We call this *federated pruning*. Compared with pruning at the server, the benefit of federated pruning is that it incorporates the impact of local data available at clients, which is reflected in the model update by distributed gradient descent in the federated learning process. The federated pruning step is optional. When we only apply the initial server-based pruning and not federated pruning, we call it *one-shot pruning* in this paper.

### 3.2.3 Overall Procedure

The initial pruning at the server is often needed so that the initial model is small enough for training on edge devices without consuming excessive time. If desired, federated pruning can further reduce the model size. In summary, our approach is amenable to handle the four cases of pruning: (i) sample-based and one-shot, (ii) sample-less and one-shot, (iv) sample-based and federated, and (iv) sample-less and federated. A consolidated procedure that covers all these cases can be described as follows (Fig. 1):

1. When appropriate, the server requests the clients to send a small portion of their data.
2. The server initializes the model parameters and performs the initial pruning (either with or without sample data) until a desired model size is reached.

3. The server distributes the initially pruned model to the clients.
4. Each client updates the model using its own dataset. The updated model is aggregated by the server. If federated pruning is used, the next round of pruning is performed at the server to remove model parameters with small magnitudes. This iterative process is repeated until a desired pruning level is reached. Afterwards, regular federated learning is performed.

## 4 Implementation

### 4.1 Using Sparse Matrices

Throughout this paper, we use dense matrices for original networks, and sparse matrices for weights in fully-connected (FC) layers in pruned networks. The format we choose for sparse matrices is coordinate list (COO). It stores a list of <row, column, value> triplets sorted first by row index and then by column index in order to improve random access times. Although the benefit of model pruning in terms of computation is constantly mentioned in the literature from a theoretical point of view (e.g., [8]), most existing implementations substitute sparse parameters by applying binary masks to dense parameters. Applying masks increases the overhead of computation, instead of reducing it. In this paper, we implement sparse matrices to model pruning, and we will show its efficacy in the following sections.

### 4.2 Complexity Analysis

**Computation.** Suppose  $A \in \mathbb{R}^{m \times k}$  is a sparse matrix with fraction  $p$  of non-zero entries in COO format, representing the weights at a layer in the neural network, and  $B \in \mathbb{R}^{k \times n}$  is a dense matrix representing the layer’s input. The computational complexity of matrix multiplication  $AB$  is

$$O(p \cdot mkn) \tag{1}$$

using Sparse BLAS [5]. Yet, regarding the computation time, if matrix multiplication can be efficiently parallelized, computation of sparse matrices is not necessarily faster than dense matrix computation. Because dense matrix multiplication is extremely optimized, sparse matrices will show advantage in computation time only when the matrix is beyond a certain degree of sparsity (percentage of zero entries), where this sparsity threshold depends on specific hardware and software implementations.

**Storage, memory, and communication.** The storage, memory, and communication overhead is proportional to the size of the parameter vector. In our implementation, we use an integer type (with the smallest number of bits needed) to store the sparse matrix indices, and 32-bit floating point numbers to store the values. More precisely, when using  $b$ -bit integers for indices and 32-bit floating point numbers for values, the ratio of the sparse parameter size to the dense parameter size is:

$$\frac{2 \cdot b \cdot M + 32 \cdot M}{32 \cdot N} = \frac{(1 + b/16)M}{N} \tag{2}$$

where  $M$  is the number of non-zero entries and  $N$  is the total number of entries in the parameter. For example, in the case where  $b = 16$ , it is advantageous to use sparse matrices when  $M/N < 0.5$ .

### 4.3 Implementation Challenges

As of today, well-known machine learning frameworks have limited support of sparse matrix computation. For instance, in PyTorch version 1.1.0, sparse matrices do not support persistent storage; the computations on sparse matrices are slow; and sparse matrices are not supported for the convolutional layers in convolutional neural networks (CNNs), etc. Therefore, in our implementation for the experiments presented in Section 5, we use actual sparse matrices in fully-connected layers and conceptually implement binary masks to the convolutional layers as surrogate for sparse matrices. Consequently, for models where the computation in

Table 1: Neural Network Architectures

Network	LeNet-300-100	Conv-FashionMNIST	Conv-FEMNIST
Convolutions	None	32, pool, 64, pool	32, pool, 128, pool
Fully-connected Layers	$784 \times 300 \times 100 \times 10$	$2304 \times 300 \times 100 \times 10$	$2048 \times 1024 \times 512 \times 62$
Conv/FC/All Parameters	0/266.6K/266.6K	18.8K/722.6K/741.4K	103.4K/2654.8K/2758.1K
Optimizer	SGD (LR = 0.5)	SGD (LR = 0.25)	SGD (LR = 0.25)
Pruning Rates	Conv: N/A FC: 20%/20%/10%	Conv: 5%/10% FC: 20%/20%/10%	Conv: 5%/10% FC: 20%/20%/10%
Server Sample Data Size	200	200	389
Number of Clients	10	5	5
Local Updates/Batch Size	5/20	5/20	5/20

Network	VGG11
Convolutions	64, pool, 128, pool, 256, 256, pool, 512, 512, pool, 512, 512, pool
Fully-connected Layers	$512 \times 512 \times 512 \times 10$
Conv/FC/All Parameters	9220.5K/530.4K/9750.9K
Optimizer	SGD (LR = 0.35)
Pruning Rates	Conv: 5%/10% at input/hidden layer FC: 5%/10% at output/hidden layer
Server Sample Data Size	500
Number of Clients	5
Local Updates/Batch Size	5/20

convolutional layers dominates, we will not see an apparent decrease in computation time. We note that this problem is solvable in the future by implementing and optimizing efficient sparse matrix multiplication (particularly for convolutional layers) on a software level, as well as developing specific hardware for such purpose. Nevertheless, compared with existing work, the novelty in our implementation is that we use sparse matrix representation in fully-connected layers of the pruned model.

We note that there also exist pruning techniques where the resulting pruned model is constrained on using dense matrix representation [23], in which case sparse matrix computation is not needed. Our framework of joint federated learning and model pruning can directly support such pruning methods as well. However, we focus on sparse matrices in this paper as it provides a higher degree of freedom of the pruned model.

## 5 Experimentation

To study the performance of our proposed approach, we conduct experiments in (i) a real edge computing system, where the server is a personal computer and the clients are Raspberry Pi devices, and (ii) a simulated setting with multiple clients and a server, where computation and communication times are obtained from measurements on real devices.

**Pruning methods.** For both the initial and further pruning steps (see Section 3.2), we use the joint pruning and training method [8] except for sample-less initial pruning. For sample-less pruning, we employ two methods, namely, (i) initialization-based pruning, where the pruning is based on the magnitude of model parameter values at initialization, and (ii) random pruning, where model parameters are pruned randomly. Besides the above pruning methods, two other benchmarks are also considered in some of the experiments: baseline accuracy and upper bound accuracy. Baseline accuracy is the test accuracy of the model obtained right after initial sample-based pruning at the server (i.e., without further federated learning steps thus not involving clients at all). Upper bound accuracy is the accuracy of the original (not pruned) model trained on the entire dataset (union of all clients’ local datasets), which is equivalent to the accuracy at pruning level 0 (recall the definition of “level” in Section 3.1).

**Models and datasets.** Four different models and datasets are studied in our experiments, namely, LeNet-300-100 for MNIST dataset [16], Conv-FashionMNIST for FashionMNIST dataset [31],

Table 2: Device Specifications

Device	CPU	RAM	Storage
Pi 3	4 cores/1.2GHz	1GB	32GB SD card
Pi 4	4 cores/1.5GHz	2GB	32GB SD card

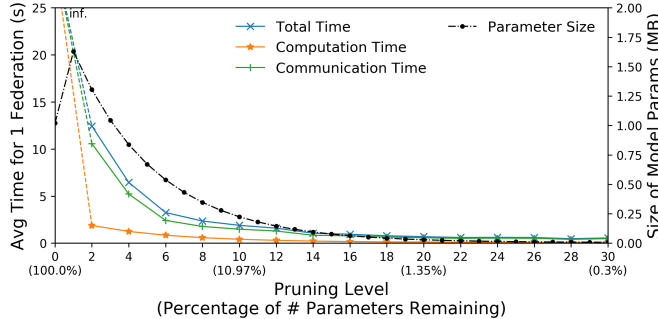


Figure 2: Time measurements on Raspberry Pi devices with LeNet-300-100, where the computation time is measured on Pi 3 devices which is the bottleneck.

Conv-FEMNIST for Federated Extended MNIST (FEMNIST) dataset [3], and VGG11 [28] for CIFAR10 dataset [15]. Their details can be found in Table 1. Biases in the neural network models are not pruned in our experiments, since they comprise only around 0.1% of the parameters. We use SGD with a mini-batch size of 20 and a constant learning rate to train the neural networks. When using sample-based initial pruning, the models are initially trained with the samples for 50 epochs at the server, after which magnitude-based pruning is performed with the pruning rates given in Table 1 (this is defined as a level of pruning); this procedure of training for 50 epochs and pruning repeats until the desired pruning level is reached. Then, in every federation during the federated learning process, each client performs 5 steps of local parameter update before communicating with the server.

## 5.1 MNIST with i.i.d. Data Partition

We first consider the MNIST dataset of images containing handwritten digits, using a fully-connected LeNet-300-100 architecture [16]. We prune the network up to 30 levels. At each level, 20%, 20%, 10% of the weights in each neural network layer are removed, respectively. Experiments both on Raspberry Pi’s and simulations are performed. For the experiments, we use ten Raspberry Pi devices (five Pi 3 Model B’s and five Pi 4 Model B’s) as clients. Their specs can be found in Table 2<sup>1</sup>. Server and clients communicate with each other using TCP protocol via wireless connections. When sample data are available at the server, we consider a sample data size of 200 for initial pruning, which are randomly selected from the training dataset of MNIST.

### 5.1.1 Time Measurements of One Federation

We first present the time measurements of one federation. We implement the original LeNet-300-100 model as well as the models initially pruned by the server at different levels (i.e., one-shot pruning as defined in Section 3.2.2). We measure the average elapsed time of performing federated learning on these pruned models (involving both the server and clients) over 100 federations.

Fig. 2 shows the average total time, computation time, and communication time in one federation as we vary the pruning level. We also plot the actual file size of the parameters that are exchanged between server and clients in this figure. When training the original (not pruned) model on Raspberry Pi 3, the system dies

<sup>1</sup>Raspberry Pi devices are not equipped with GPUs, so the training and inference are performed only on CPUs.

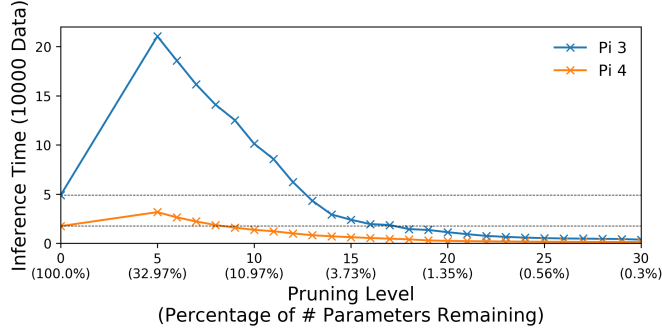


Figure 3: Inference time on Raspberry Pi 3 and 4.

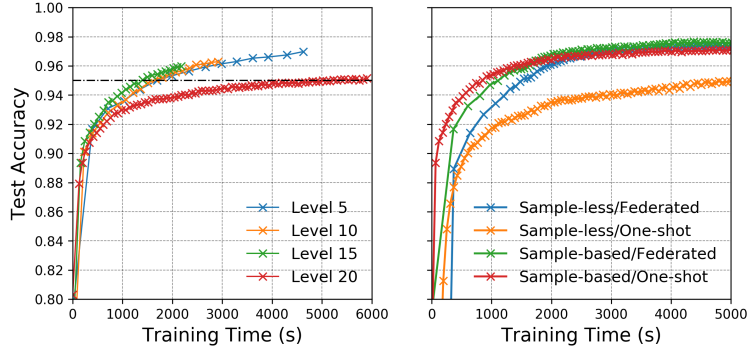


Figure 4: Left: sample-based one-shot pruning at levels 5, 10, 15, 20 with LeNet-300-100. Right: the 4 possible pruning combinations with LeNet-300-100 at level 15.

during the first mini-batch due to resource exhaustion. Thus, we annotate “inf.” for the time measurements at pruning level 0.

**Computation time.** We see from Fig. 2 that as the pruning level increases (starting from level 1), the computation time decreases from 1.87 seconds per federation to 0.07 seconds per federation. Additionally, we plot in Fig. 3 the inference time for 10,000 test data samples, averaged over 100 experiments. We see that an appropriately chosen level of pruning decreases both the training time and inference time.

**Communication time.** Compared with the computation time, the decrease in the communication time is even more noticeable. It drops from 10.57 seconds per federation to 0.48 seconds per federation. Since sparse matrix doubles the size of storage, as we use 16-bit integers for their indices, we see that the benefit of size reduction comes only after 50% of the parameters are pruned (level  $\geq 4$  in Fig. 2), which agrees with (2) in Section 4.2.

**Key findings.** Our approach of using sparse models enables model training on low-power edge devices, which is otherwise impossible on Raspberry Pi 3 in our experiment due to the device’s resource limitation. As the pruning level increases, both the computation and communication times decrease.

### 5.1.2 Model Training on Raspberry Pi’s

Next, we look at how long it takes for federated learning to reach a certain accuracy. In our experiments, we set a target accuracy of 95%; we stop training when the model accuracy reaches the target for ten consecutive evaluations or reaches the maximum time limit.

We first consider sample-based one-shot pruning where models are initially pruned to different levels by the server, without further pruning during federated learning. As shown in Fig. 4 (left), there is a trade-off



Table 3: Number of Federations/Elapsed Time to Reach 95% Accuracy Threshold

Level	5	10	15	20
Sample-Based	0.5K/6322s	1.0K/3958s	1.5K/3157s	7.3K/7214s
Init.-Based	0.7K/10093s	1.6K/5320s	9.2K/5964s	N/A/N/A
Random	0.8K/10907s	1.9K/7130s	12.4K/8996s	N/A/N/A

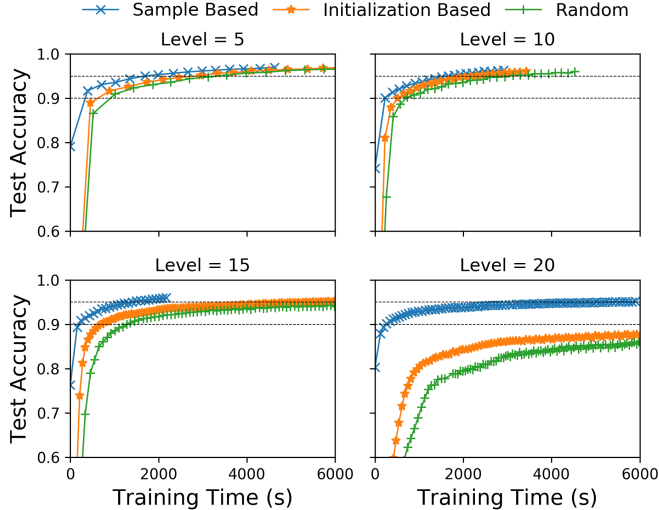


Figure 5: Test accuracy vs. time with LeNet-300-100 at pruning levels 5, 10, 15, 20.

between training time and final accuracy. Larger models will result in better accuracies (at convergence) but slower training, and conversely, smaller models will result in worse accuraries (at convergence) but faster training. A good choice is in between: using pruning level 15 takes the least amount of time to reach the 95% accuracy target.

In Fig. 4 (right) we consider all four possible combinations of initial and further pruning: {sample-based, sample-less}  $\times$  {one-shot, federated}. We use the initialization-based method for sample-less pruning here. One-shot pruning prunes the model directly to level 15 at the server. For federated pruning (see Section 3.2.2), we start from level 5 and prune the model every 100 federations until level 15. It is clear that pruning with samples always gives better final accuracy compared with no samples, and similarly, federated pruning is always better than one-shot pruning at convergence. Nevertheless, federated pruning will slow down the training at the early stage and thus we see the “sample-based, one-shot” case gives better accuracy than “sample-less, federated pruning” and “sample-based, federated pruning” before 1,500 seconds.

For sample-less initial pruning, there are two options: initialization-based pruning and random pruning. We further study their differences in the following. Table 3 shows the number of federations and time spent to reach the given accuracy target. We find that initialization-based pruning always performs comparable to or better than random pruning, an intuitive explanation of which can be found in Section 6.4. The same is observed in Fig. 5, which shows the accuracy vs. elapsed training time at pruning levels 5, 10, 15, and 20.

**Key findings.** Although pruned models may require more iterations to reach a target accuracy, they can learn faster in terms of training time since they need less time per iteration. For a given target accuracy, there is a suitable pruning level and strategy that gives the shortest training time.

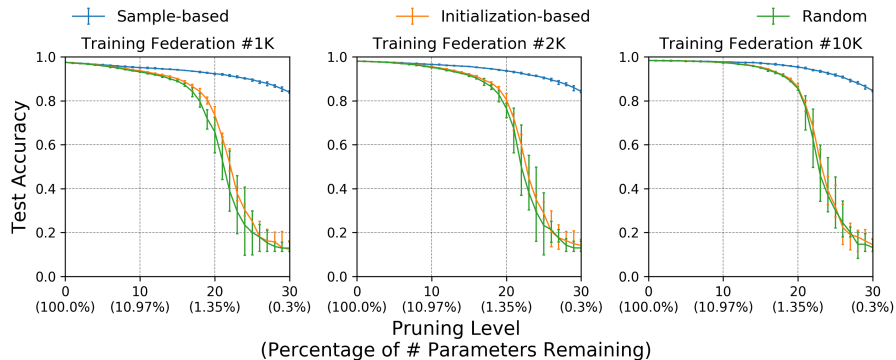


Figure 6: Test accuracy of three one-shot pruning approaches with LeNet-300-100 at federations #1K, 2K, 10K (error bars stand for min./max. values).

Table 4: Test Accuracy (%) of Pruning Levels 5, 10, 15, 20, 25, 30 at Federation #10K

Pruning Level % of Params	5	10	15	20	25	30
Sample Based	98.1	97.7	97.1	95.4	91.7	84.5
Init. Based	98.1	97.4	95.2	86.1	31.8	14.5
Random	98.0	97.3	95.1	85.5	30.1	13.2
Baseline	83.2	82.8	82.4	81.3	79.5	76.1

### 5.1.3 Simulations of Sample-based One-shot Pruning

To extend the experiments on Raspberry Pi’s and validate the previous conclusions statistically, we conduct simulations of sample-based one-shot pruning for 10,000 federations at all 30 pruning levels. We repeat the simulation with 5 different random seeds.

In Fig. 6, we plot the test accuracies of the network at 1,000, 2,000, and 10,000 federations with the three initial pruning methods (sample-based, initialization-based, and random). The  $x$ -axis of each figure represents the pruning level (and percentage of remaining parameters). At all federations, there is a monotonic decrease on test accuracy as the pruning level increases. The reason is twofold: first, the learnability of sparse networks is significantly reduced as we remove more and more weights; second, as we use one-shot pruning, the model is pruned using a small fraction of the training data, thus the resulting sparse model may not represent a good subnetwork architecture (per the winning ticket hypothesis in [6]). That being said, our sample-based approach achieves better test accuracies than initialization-based and random approaches at *all* pruning levels, especially when the network is highly sparse after pruning (i.e., high pruning level).

Table 4 lists the accuracies of different initial pruning approaches and the baseline (see definition of baseline at the beginning of Section 5). For example, at pruning level 20 where only 1.35% parameters are left, sample-based one-shot pruning still achieves  $\geq 95\%$  accuracy while other two approaches achieve significantly lower accuracies (around 85%). The upper bound accuracy with original model is ignored in Table 4, because the original model cannot be trained on the Pi 3 devices. Simulated upper bound accuracies are shown in Fig. 6 for pruning level 0.

**Key findings.** For initial/one-shot pruning, sample-based pruning always works better than sample-less pruning, even when the model is extremely sparse.

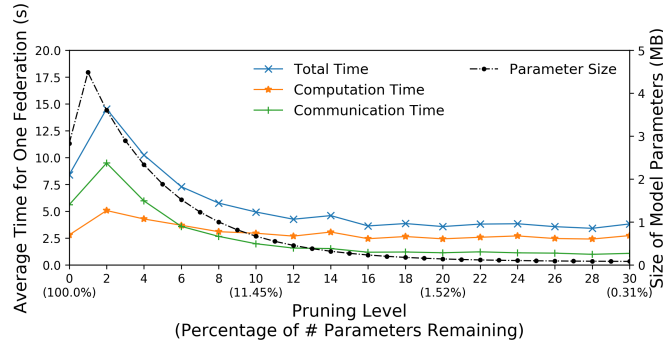


Figure 7: Time measurements on Raspberry Pi 4 with Conv-FashionMNIST.

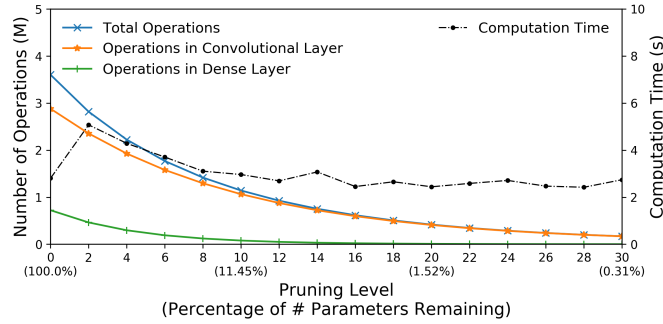


Figure 8: Computational complexity of Conv-FashionMNIST.

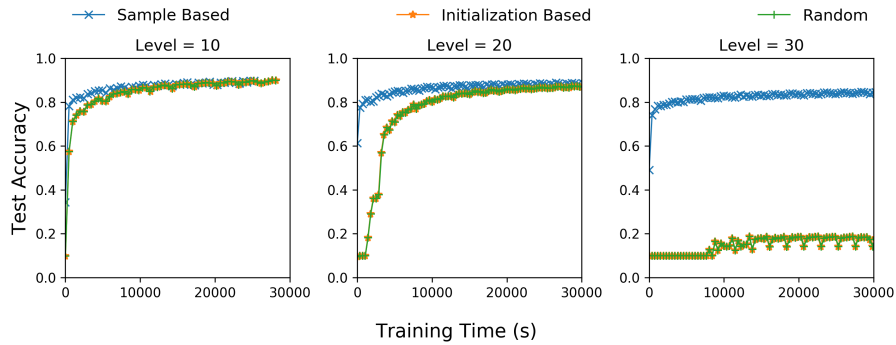


Figure 9: Test accuracy of three one-shot pruning approaches with Conv-FashionMNIST at pruning levels 10, 20, 30 (error bars stand for min./max. values).

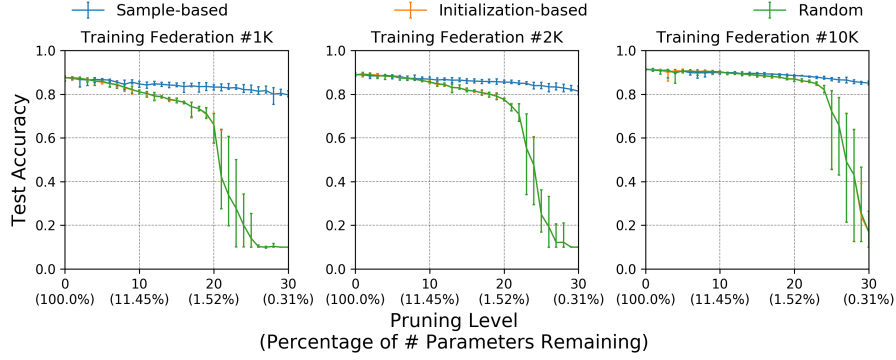


Figure 10: Test accuracy of three one-shot pruning approaches with Conv-FashionMNIST at federations #1K, 2K, 10K.

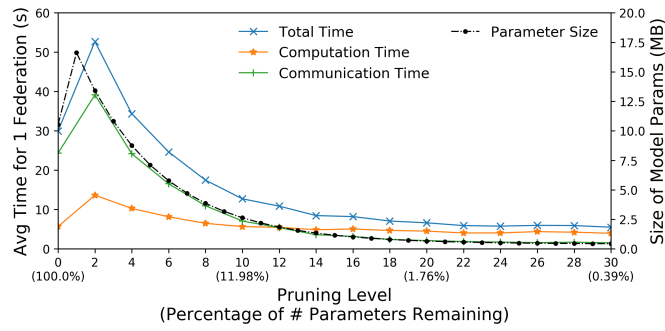


Figure 11: Time measurements on Raspberry Pi 4 with Conv-FEMNIST.

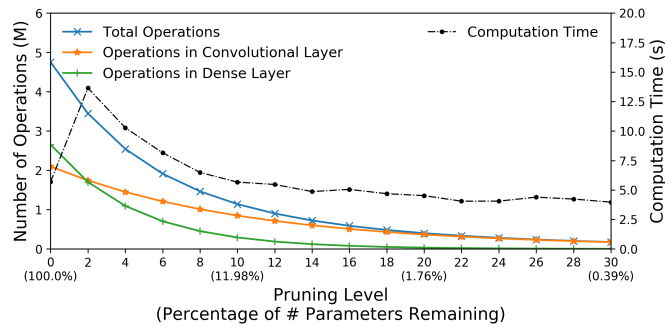


Figure 12: Computational complexity of Conv-FEMNIST.

## 5.2 FashionMNIST with i.i.d. Data Partition

FashionMNIST [31] is similar to the original MNIST dataset but includes images of fashion items instead of handwritten digits. It is more challenging than MNIST, hence we use a more advanced network architecture for FashionMNIST (see Table 1). Due to efficiency considerations, we only use the five Raspberry Pi 4 clients for experiments in this and remaining sections. We run similar experiments as those mentioned in Section 5.1. The results are shown in Figs. 7–10. The key observations are similar to those mentioned in Section 5.1, so we omit detailed discussions here.

## 5.3 FEMNIST with Non-i.i.d. Data Partition

Next, we study if our proposed approach is still effective when the sample data are drawn from a biased distribution. We use the FEMNIST dataset [3] with a Conv-FEMNIST network (see Table 1). FEMNIST is a benchmark dataset for federated learning. It contains images that comprise 62 classes of handwritten digits and letters, including lower and upper cases. The data are collected from 3,500 different writers. It provides an option of retrieving non-i.i.d. distributed images according to the writers. We use a subset of the data collected from 193 writers (35,948 images). For sample-based pruning, we extract a *biased subset* of 389 images from 2 writers and use them as samples. The rest of data are partitioned randomly to our 5 edge devices. We study whether a biased subset of sample data can still be effective for initial pruning. We also explore the performance when convolutional layers are pruned.

The Conv-FEMNIST network consists of 2 convolutional layers and 3 FC layers. We prune 20%, 20%, 10% of weights in FC layers and 5%, 10% in convolutional layers at each pruning level. Due to the limited support for sparse convolutional kernels, we use binary masks as a surrogate for sparse matrices in convolutional layers (see Section 4.3). Note that we still use actual sparse matrices in FC layers. Because of the excessive training time on Raspberry Pi’s, we first measure the computation and communication time on Raspberry Pi 4’s and then use the measured time to simulate the model training process.

### 5.3.1 Time Measurements of One Federation

The measurement of computation, communication, and total time of each federation are shown in Fig. 11 (averaged over 100 federations). We see that the communication time is 24.34 seconds per federation when the original network is used, and 39.15 seconds per federation with sparse matrix representation at level 2, from which point the time decrease as pruning level increases, finally down to 1.54 seconds per federation at level 30. This trend coincides with the change of parameter size, where it goes from 10.53 MB at level 0 to 16.62 MB at level 2 due to the overhead of sparse matrices, and then decreases to 0.44 MB at level 30. The parameter size is comparable to the original network at around level 4.

Compared to the results in Fig. 2 where all layers are fully-connected, the reduction in computation time here is less prominent. The reason is that the majority of computation is in convolutional layers, for which sparse matrix computation is not supported, as explained earlier. To conceptually illustrate how pruning can potentially help reduce computational complexity, the theoretical complexity and actual computation time are shown in Fig. 12. The complexity is defined as the sum of multiplication operations in convolutional layers according to (1). The actual computation time per federation jumps initially from 5.68 seconds to 13.65 seconds, and gradually decreases to 3.97 seconds at level 30. This is worse than the theoretical, near-exponentially decreasing computational complexity, allowing room for further optimization in reducing the computation time.

### 5.3.2 Simulated Model Training

In Fig. 13 (left), we compare the test accuracy vs. training time among the original network and the network pruned to levels 4, 8, 12, 16, 20 using sample-based one-shot pruning. In this figure, the sparser the model is, the faster it learns. This is mainly due to the reduction in training time. The average total time to complete one federation in the original network is 4.52 times of the time at pruning level 20.

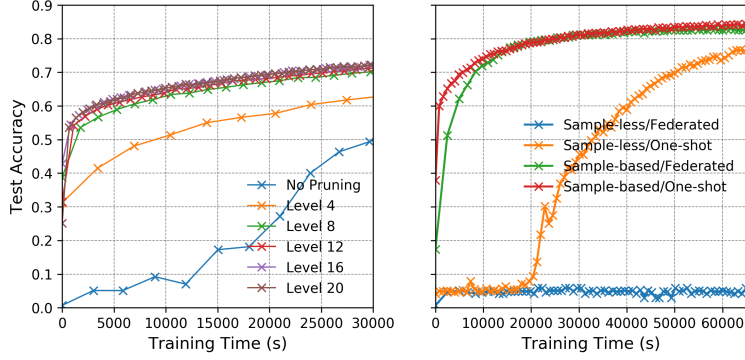


Figure 13: Left: sample-based one-shot pruning at levels 4, 8, 12, 16, 20 with Conv-FEMNIST. Right: the 4 possible pruning combinations with Conv-FEMNIST at level 15.

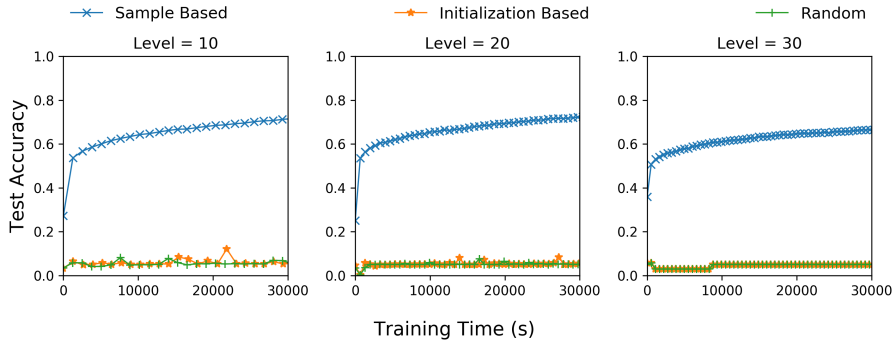


Figure 14: Test accuracy of three one-shot pruning approaches with Conv-FEMNIST at pruning levels 10, 20, 30.

In Fig. 13 (right), we compare the four possible combinations of {sample-based, sample-less (initialization-based)}  $\times$  {one-shot, federated} pruning at level 15, similar to Section 5.1.2. We see an apparent advantage of sample-based pruning. It is worth mentioning that sample-less federated pruning remains unimproved throughout the entire run (Fig. 13 (right)). This is possibly due to the “information loss” phenomenon which will be detailed in Section 6.1.

Similar to the observations in Section 5.1, sample-based initial pruning is always better than sample-less initial pruning. More importantly, as shown in Fig. 14, both initialization-based and random pruning have surprisingly slow convergence at the early stage of training<sup>2</sup>. Sample-based approach starts learning immediately from the clients’ data but the other two approaches have extremely long “cold start”, i.e., the time period where the model performs equivalent to random guess. This is particularly undesirable for time-sensitive tasks. If a task aims to be able to predict reasonably well after a short training time, sample-based pruning is highly preferred.

Similar to Fig. 6, we extend the simulation of test accuracy comparing one-shot pruning of sample-based, initialization-based, and random initial pruning approaches at all 30 levels for 10,000 federations using 5 different random seeds. The results are shown in Fig. 15, where we see that sample-based initial pruning performs the best in all cases. From these results, we can also see that if we need to use sample-less pruning, it may be better to use a low pruning level at least for initial pruning at the server.

<sup>2</sup>The fact that the accuracy of sample-less federated pruning increases after 20,000 seconds at level 15 (Fig. 13 (right)) whereas it does not increase at other pruning levels (Fig. 14) may be due to randomness in training.

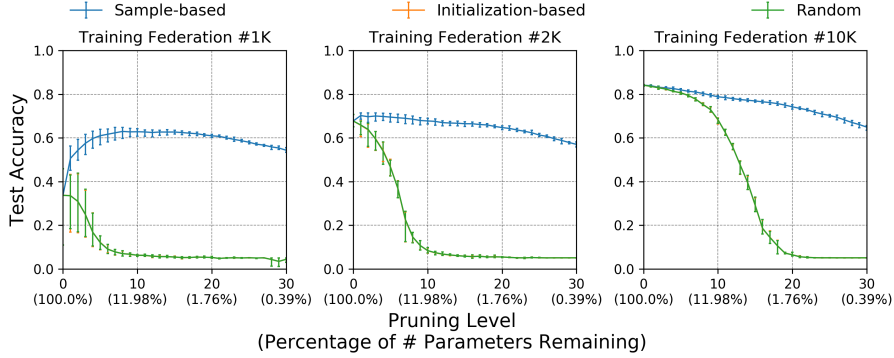


Figure 15: Test accuracy of three one-shot pruning approaches with Conv-FEMNIST at federations #1K, 2K, 10K (error bars stand for min./max. values).

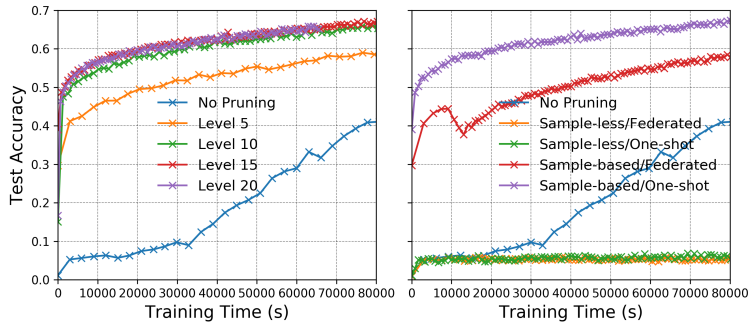


Figure 16: FEMNIST dataset (non-i.i.d partitioned) with Conv-FEMNIST architecture and sampled clients. Left: sample-based one-shot pruning at levels 5, 10, 15, 20. Right: the 4 pruning combinations at level 15.

*Remark:* Recall that our sample data at the server only includes images from two writers. Hence, we have shown that sample-based initial pruning works on slightly biased samples as well. Because of this, one can also consider a federated learning framework with only client devices and no server, where the model can be pruned at a relatively powerful client device (e.g., Raspberry Pi 4) with its own data and then dispatched to other devices. Afterwards, federated learning can be carried out either with the powerful client as server or in a completely distributed manner.

### 5.3.3 Experiment with Sampled Clients

In federated settings, not all the clients may participate in the federated learning process at all times. Some clients may lose connectivity from time to time or are excluded from some rounds of federation to conserve energy [13]. To evaluate such cases, we consider a modified experimentation setup where there are 191 clients with data partitioned according to their original writers (excluding the 2 writers whose data are considered as samples available at the server). In each federation, 10 randomly sampled clients participate in the distributed SGD procedure. We also updated the learning rate to 0.031 which was determined empirically.

The results are presented in Fig. 16. Because we sample 10 out of 191 clients, the learning curve is slowed down. Nevertheless, we still have similar conclusions as before.

## 5.4 CIFAR10 with VGG11

To study whether the proposed approach is still effective when the majority of the neural network is convolutional, we adopt a VGG11 architecture [28] (94.6% parameters of which are in convolutional layers) and

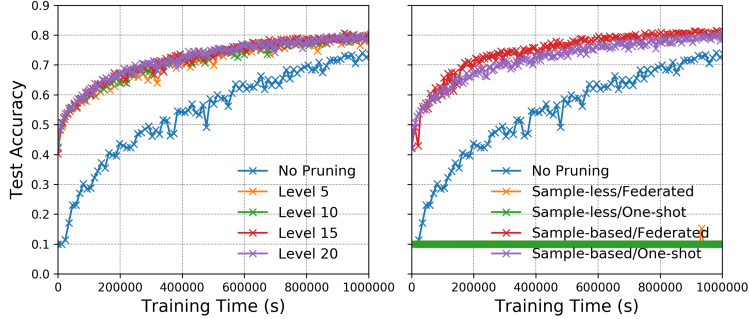


Figure 17: CIFAR10 dataset (i.i.d partitioned) with VGG 11 architecture. Left: sample-based one-shot approach at pruning levels 5, 10, 15, 20. Right: the 4 pruning combinations at level 15.

simulate the training of CIFAR10 [15] dataset using time measurements on Raspberry Pi 4’s. The data are randomly partitioned to 5 clients in an i.i.d. manner. The pruning rates and other configurations are given in Table 1. Different from previous experiments, for federated pruning, the server prunes the model to level 10, then federated pruning is further applied until level 20, where pruning happens once after every 200 federations. In one-shot pruning, we prune to level 20 at the server directly. These configurations are determined empirically to work well for this dataset and model.

The results are presented in Fig. 17. Since VGG11 is primarily convolutional and sparse convolutional kernels have not been implemented (see Section 4.3), the time reduction mainly comes from communication, which is less evident than the reduction in LeNet-300-100 architecture. Nevertheless, we still find that the results here agree with our main findings in previous sections.

## 6 Discussion

### 6.1 Robustness of Neural Network Architecture

The sample-less initial pruning methods that we employ (initialization-based and random) are essentially “uninformed” ways to remove the network’s weights. We observed such methods can still retain the model quality but only up to a certain degree. Hence a natural question to ask is: how much can we prune the network weights in an uninformed way until the input information is mostly lost during the forward pass over the layers due to the extreme sparsity? In other words, when a network is pruned beyond a certain level without any training data, some output neurons’ values may remain constants no matter how the inputs vary (e.g., an output neuron losing all incoming connections).

To investigate this, we train a LeNet-300-100 model (with MNIST dataset) using 5 different random seeds to level 30 (with 0.3% parameters remaining). We vary the input and observe the variation in the output. On average, initialization-based pruning and random pruning leave 3.2 and 3.8 constant entries out of ten entries in the output layer, respectively, while there is no such entries in sample-based pruning. This result explains why in Fig. 6 at pruning level close to 30, there is a dramatic degradation in accuracy and surge in instability for the initialization-based and random pruning approaches. Although we can avoid this structural information loss by imposing specific constraints to the network structure, we found empirically that our proposed sample-based pruning method can automatically guarantee the robustness of network architectures.

### 6.2 Model Overparameterization

Readers may naturally question that the benefit of pruning actually comes from the overparameterization of models instead of using our proposed approach, i.e., the original models we start with could be too large that



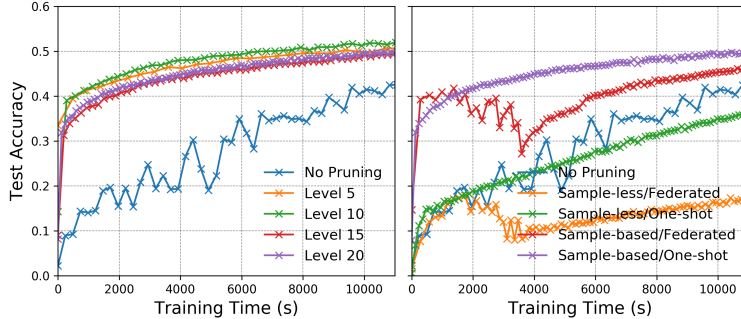


Figure 18: FEMNIST dataset (non-i.i.d partitioned) with LeNet-300-100 architecture. Left: sample-based one-shot pruning at levels 5, 10, 15, 20. Right: the 4 pruning combinations at level 15.

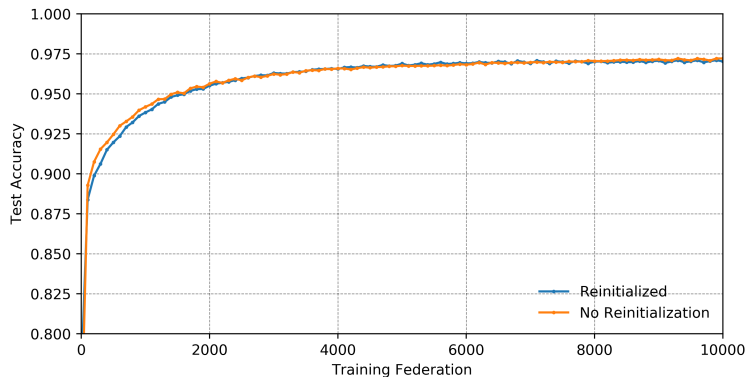


Figure 19: Reinitialization vs. no reinitialization with LeNet-300-100 at pruning level 15.

removing the majority of their parameters would not reduce the model accuracy. We argue that our Conv-FashionMNIST has 714,426 parameters, which is far smaller than the model suggested by its authors [31] that has 3,274,634 parameters. Similarly, our Conv-FEMNIST model (2,758,142 parameters) is much smaller than that by its authors [3] (6,497,162 parameters). For the original MNIST dataset, LeNet-300-100 may be overparameterized. However, the optimal substructure is unknown, hence pruning is still necessary.

To study whether pruning is still useful for underparameterized models, we consider the LeNet-300-100 architecture for the FEMNIST dataset. The experimental setting is the same as in Section 5.3, except that we use a much smaller LeNet-300-100 (see Table 1) for training. We set the pruning rates to be 10%, 10%, 5% respectively in each layer, and thus at levels 5, 10, 15, 20, there are 59.5%, 35.6%, 21.3%, 12.9% of parameters left, respectively. The optimizer is SGD with learning rate 0.05. In federated pruning, the server prunes until level 10, and further federated pruning is done until level 20, where pruning is performed once after 200 federations. In one-shot pruning, the server prunes the model to level 20 directly.

The results are shown in Fig. 18, where we see that even with such an underparameterized model, our main findings from other experiments still hold. The only difference is the lower accuracy at convergence (of the non-pruned model) compared with larger models such as Conv-FEMNIST that we used in Section 5.3.

### 6.3 Reinitializing Parameters?

It is recently hypothesized that deep neural networks contain subnetworks (winning tickets) that can be trained to reach a similar accuracy as the original network, when the weights in the subnetwork are reinitialized with the same values as the original network [6]. It is therefore interesting to study whether it is more beneficial to reinitialize the model after pruning. We plot in Fig. 19 reinitialization vs. no reinitialization

Table 5: Overlap Ratio at Pruning Levels 5, 10, 15, 20

Pruning Level	5	10	15	20
Pct. of #Params. Remaining	59.2	35.1	20.9	12.6
Overlap (Largest)	73.3	58.1	41.1	35.7
Overlap (Smallest)	44.6	12.5	4.8	0.8

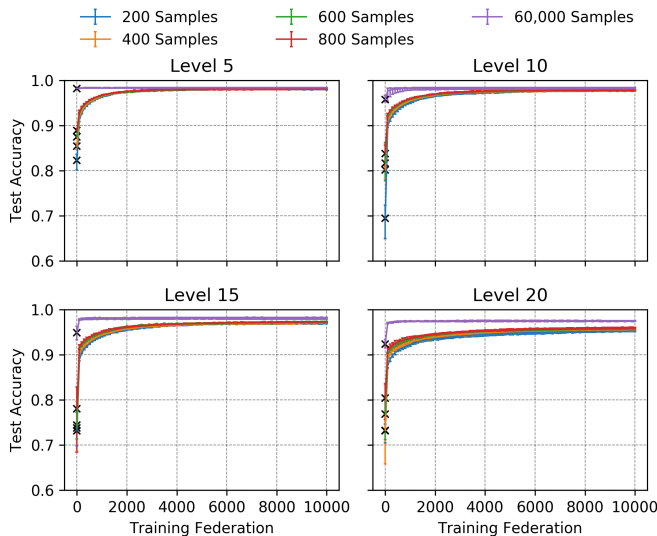


Figure 20: Impact of sample size with LeNet-300-100 at pruning levels 5, 10, 15, 20.

using sample-based one-shot pruning at level 15 with LeNet-300-100 network (and MNIST dataset). We observe that there is no obvious difference between the two, while the no-reinitialization approach converges marginally faster at earlier federations. For this reason, we adhere to the iterative training and pruning approach without reinitialization in this paper.

#### 6.4 How Important is Parameter Initialization?

Here we intuitively explain why in Fig. 6, initialization-based pruning works better than random pruning. To do so, we first obtain the pruned model (using regular centralized pruning [8]) and count the number of remaining parameters after pruning (denoted by  $M$ ) in this model. We then extract the largest/smallest  $M$  parameters from the original (not pruned) model at initialization, denoted by  $L_M, S_M$ . Finally we intersect  $L_M, S_M$  with the pruned model’s parameter set respectively, and calculate the overlap ratio. We measure this for the parameters of the first FC layer in LeNet-300-100 (with MNIST dataset). The results are in Table 5, where the second row gives the percentage of the remaining parameters, and the bottom two rows give the overlap ratio of largest/smallest values as defined above. We find that the parameters initialized to large values are likely to be kept in the pruning procedure, while those initialized to small values are likely to be eliminated. Indeed, this result is very straightforward and it depends on other hyper-parameters such as the learning rate. Still, from this result, we can qualitatively explain this phenomenon: using initialization-based pruning, we are removing parameters that are likely to be eventually eliminated and keeping those that are likely to be eventually kept.

#### 6.5 Impact of Sample Data Size

Intuitively, the more samples we use for pruning, the better resulting subnetwork we get. Now we increase the sample data size from 200 in Section 5.1 to 400, 600, 800, and finally the entire data set of 60,000,

which corresponds to [8]. We study the impact of sample size with LeNet-300-100 (and MNIST dataset) and present the results in Fig. 20.

It is clear that using more sample data has advantages in various aspects. Even without the federated learning stage, the starting test accuracy at training iteration 0 is immediately higher when more samples are used. Also, with more samples, the convergence speed as well as the final accuracy at convergence are better than those with fewer samples.

It should be however emphasized that using more sample data inevitably increases the pruning time at the server. On an Amazon g3s.xlarge instance, training 50 epochs (after which the model is pruned for one level) on 200, 400, 600, 800, 60,000 samples takes 10 seconds, 16 seconds, 24 seconds, 30 seconds, 2,158 seconds, respectively. Training large samples might not be affordable due to time or resource limits, and most importantly such samples are often not available at the server at all.

## 7 Conclusion

In this paper, we have proposed a new model pruning technique for federated learning in edge/mobile computing environments, where the goal is to effectively reduce the size of deep neural network models so that resource-limited clients can train them with their own data and contribute in the federated learning process. Through complexity analysis and extensive experiments both on real devices and in a simulated environment, we have shown that our approach enables a federated learning system to achieve this goal by having the participating clients share only little or no data to others, preserving the main benefit of federated learning, i.e., the privacy of clients' data, while dramatically reducing the communication and computation load. We have also discussed additional insights gained from our experimental analysis on the effectiveness of model pruning under various conditions of data/model size and initialization. These insights and experimental results can provide further research directions on model pruning in federated learning, such as measuring the impact of different types of optimization methods on the efficacy and quality of model pruning in federated learning.

## References

- [1] Cristian Bucilu, Rich Caruana, and Alexandru Niculescu-Mizil. Model compression. In *Proceedings of the 12th ACM SIGKDD international conference on Knowledge discovery and data mining*, pages 535–541. ACM, 2006.
- [2] Sebastian Caldas, Jakub Konečný, H Brendan McMahan, and Ameet Talwalkar. Expanding the reach of federated learning by reducing client resource requirements. *arXiv preprint arXiv:1812.07210*, 2018.
- [3] Sebastian Caldas, Peter Wu, Tian Li, Jakub Konečný, H. Brendan McMahan, Virginia Smith, and Ameet Talwalkar. LEAF: A benchmark for federated settings. *CoRR*, abs/1812.01097, 2018.
- [4] Nikoli Dryden, Tim Moon, Sam Ade Jacobs, and Brian Van Essen. Communication quantization for data-parallel training of deep neural networks. In *2016 2nd Workshop on Machine Learning in HPC Environments (MLHPC)*, pages 1–8. IEEE, 2016.
- [5] Iain S Duff, Michael A Heroux, and Roldan Pozo. An overview of the sparse basic linear algebra subprograms: The new standard from the blas technical forum. *ACM Transactions on Mathematical Software (TOMS)*, 28(2):239–267, 2002.
- [6] Jonathan Frankle and Michael Carbin. The lottery ticket hypothesis: Finding sparse, trainable neural networks. In *ICLR*, 2019.
- [7] Suyog Gupta, Ankur Agrawal, Kailash Gopalakrishnan, and Pritish Narayanan. Deep learning with limited numerical precision. In *International Conference on Machine Learning*, pages 1737–1746, 2015.

- [8] Song Han, Jeff Pool, John Tran, and William Dally. Learning both weights and connections for efficient neural network. In *Advances in neural information processing systems*, pages 1135–1143, 2015.
- [9] Kaiming He, Xiangyu Zhang, Shaoqing Ren, and Jian Sun. Deep residual learning for image recognition. In *Proceedings of the IEEE conference on computer vision and pattern recognition*, pages 770–778, 2016.
- [10] Geoffrey Hinton, Oriol Vinyals, and Jeff Dean. Distilling the knowledge in a neural network. *arXiv preprint arXiv:1503.02531*, 2015.
- [11] Andrew G Howard, Menglong Zhu, Bo Chen, Dmitry Kalenichenko, Weijun Wang, Tobias Weyand, Marco Andreetto, and Hartwig Adam. Mobilenets: Efficient convolutional neural networks for mobile vision applications. *arXiv preprint arXiv:1704.04861*, 2017.
- [12] Itay Hubara, Matthieu Courbariaux, Daniel Soudry, Ran El-Yaniv, and Yoshua Bengio. Quantized neural networks: Training neural networks with low precision weights and activations. *The Journal of Machine Learning Research*, 18(1):6869–6898, 2017.
- [13] Peter Kairouz, H. Brendan McMahan, et al. Advances and open problems in federated learning. *arXiv preprint arXiv:1912.04977*, 2019.
- [14] Jakub Konečný, H Brendan McMahan, Felix X Yu, Peter Richtárik, Ananda Theertha Suresh, and Dave Bacon. Federated learning: Strategies for improving communication efficiency. *arXiv preprint arXiv:1610.05492*, 2016.
- [15] Alex Krizhevsky, Geoffrey Hinton, et al. Learning multiple layers of features from tiny images. Technical report, Citeseer, 2009.
- [16] Yann LeCun, Léon Bottou, Yoshua Bengio, Patrick Haffner, et al. Gradient-based learning applied to document recognition. *Proceedings of the IEEE*, 86(11):2278–2324, 1998.
- [17] Yann LeCun, John S Denker, and Sara A Solla. Optimal brain damage. In *Advances in neural information processing systems*, pages 598–605, 1990.
- [18] Namhoon Lee, Thalaiyasingam Ajanthan, and Philip HS Torr. Snip: Single-shot network pruning based on connection sensitivity. *arXiv preprint arXiv:1810.02340*, 2018.
- [19] He Li, Kaoru Ota, and Mianxiong Dong. Learning iot in edge: Deep learning for the internet of things with edge computing. *IEEE Network*, 32(1):96–101, 2018.
- [20] Tian Li, Anit Kumar Sahu, Ameet Talwalkar, and Virginia Smith. Federated learning: Challenges, methods, and future directions. *arXiv preprint arXiv:1908.07873*, 2019.
- [21] Yujun Lin, Song Han, Huizi Mao, Yu Wang, and Bill Dally. Deep gradient compression: Reducing the communication bandwidth for distributed training. In *ICLR*, 2018.
- [22] Jie Liu, Jiawen Liu, Wan Du, and Dong Li. Performance analysis and characterization of training deep learning models on nvidia tx2. *arXiv preprint arXiv:1906.04278*, 2019.
- [23] Sangkug Lym, Esha Choukse, Siavash Zangeneh, Wei Wen, Mattan Erez, and Sujay Shinghavi. Prune-train: Gradual structured pruning from scratch for faster neural network training. *arXiv preprint arXiv:1901.09290*, 2019.
- [24] H. Brendan McMahan, Eider Moore, Daniel Ramage, Seth Hampson, and Blaise Agueria y Arcas. Communication-efficient learning of deep networks from decentralized data. In *AISTATS*, 2017.
- [25] Pavlo Molchanov, Stephen Tyree, Tero Karras, Timo Aila, and Jan Kautz. Pruning convolutional neural networks for resource efficient inference. *arXiv preprint arXiv:1611.06440*, 2016.

- [26] Jihong Park, Shiqiang Wang, Anis Elgabli, Seungeun Oh, Eunjeong Jeong, Han Cha, Hyesung Kim, Seong-Lyun Kim, and Mehdi Bennis. Distilling on-device intelligence at the network edge. *arXiv preprint arXiv:1908.05895*, 2019.
- [27] Shaohuai Shi, Qiang Wang, Kaiyong Zhao, Zhenheng Tang, Yuxin Wang, Xiang Huang, and Xiaowen Chu. A distributed synchronous SGD algorithm with global top-k sparsification for low bandwidth networks. In *IEEE ICDCS*, 2019.
- [28] Karen Simonyan and Andrew Zisserman. Very deep convolutional networks for large-scale image recognition. *arXiv preprint arXiv:1409.1556*, 2014.
- [29] Nikko Strom. Scalable distributed dnn training using commodity gpu cloud computing. In *Sixteenth Annual Conference of the International Speech Communication Association*, 2015.
- [30] Shiqiang Wang, Tiffany Tuor, Theodoros Salonidis, Kin K. Leung, Christian Makaya, Ting He, and Kevin Chan. Adaptive federated learning in resource constrained edge computing systems. *IEEE Journal on Selected Areas in Communications*, 37(6):1205–1221, June 2019.
- [31] Han Xiao, Kashif Rasul, and Roland Vollgraf. Fashion-mnist: a novel image dataset for benchmarking machine learning algorithms. *arXiv preprint arXiv:1708.07747*, 2017.
- [32] Shuochao Yao, Yiran Zhao, Aston Zhang, Lu Su, and Tarek Abdelzaher. Deepiot: Compressing deep neural network structures for sensing systems with a compressor-critic framework. In *Proceedings of the 15th ACM Conference on Embedded Network Sensor Systems*, page 4. ACM, 2017.