
Matching embeddings for Semi-supervised Domain Adaptation

Manuel Pérez-Carrasco
Dept. of Computer Science
University of Concepción
maperezc@udec.cl

Guillermo Cabrera-Vives
Dept. of Computer Science
University of Concepción
guillecabrera@inf.udec.cl

Pavlos Protopapas
IACS
Harvard University
pavlos@seas.harvard.edu

Nicolás Astorga
Dept. of Electrical Engineering
University of Chile
nicolas.astorga.r@ing.uchile.cl

Marouan Belhaj
IACS
Harvard University
blhmarouan@gmail.com

Abstract

In this work we address the problem of transferring knowledge obtained from a vast annotated source domain to a low labeled or unlabeled target domain. We propose Adversarial Variational Domain Adaptation (AVDA), a semi-supervised domain adaptation method based on deep variational embedded representations. We use approximate inference and adversarial methods to map samples from source and target domains into an aligned semantic embedding. We show that on a semi-supervised few-shot scenario, our approach can be used to obtain a significant speed-up in performance when using an increasing number of labels on the target domain.

1 Introduction

Deep neural networks have become the state of the art for a lot of machine learning problems. However, these methods usually imply the need for a large amount of labeled data in order to avoid overfitting and be able to generalize. Furthermore, it is assumed that train and test data come from the same distribution and feature space. This becomes a huge problem in cases when labeling is costly and/or time-consuming. One way to address this challenge is to use a source domain which contains a vast amount of annotated data and reduce the domain shift between this domain and a different, but similar, target domain in which we have few or even no annotations.

Domain adaptation (DA) methods aim at reducing the domain shift between datasets (38), allowing to generalize a model trained on source to perform similarly on the target domain by finding a common shared space between them. Deep DA uses deep neural networks to achieve this task. Previous works in deep DA have addressed the problem of domain shift by using statistical measures (31; 29; 52; 55; 59; 48; 39) or introducing class-based loss functions (50; 7; 33; 34) in order to diminish the distance between domain distributions. Since the appearance of Generative Adversarial Networks (12) new approaches have been developed focused on using adversarial domain adaptation (ADA) techniques (6; 5). The goal of adversarial domain adaptation (51) is to learn from the source data distribution a model to predict on the target distribution by finding a common representation for the data by using an adversarial objective with respect to a domain discriminator. This way, a domain-invariant feature space can be used to solve a classification task on both the source and the target.

Despite ADA methods being good at aligning distributions even in an unsupervised domain adaptation (UDA) scenario (i.e. with no labels from the target), they have problems when facing some domain

adaptation challenges. First, since most of these methods were made to tackle UDA problems, they usually fail when there is a significant covariate shift between domains (60). Second, these methods are not able to take advantage of the semi-supervised scenario in order to produce more accurate models when a few amount of labels are available from the target, generating poor decision boundaries near annotated target data (44). This behavior has been studied in different works, which tried to adapt domain-invariant features from different classes independently (45; 22).

In this work, we propose Adversarial Variational Domain Adaptation (AVDA), a domain adaptation model which works on unsupervised and semi-supervised scenarios by exploiting target labels when they are available by using variational deep embedding (VaDE (20)) and adversarial methods (12). The idea behind AVDA is to correct the domain shift of each class independently by using an embedded space composed by a mixture of Gaussians, in which each class correspond to a Gaussian mixture component.

The performance of AVDA was validated on benchmark digit recognition tasks using MNIST (27), USPS (3), and SVHN (35) datasets and on a real case consisting in galaxy images using the Cosmic Assembly Near-infrared Deep Extragalactic Legacy Survey (CANDELS, (14)) as source and the Cluster Lensing and Supernova Survey with Hubble (CLASH, (41)) as target. We demonstrate competitive results among other methods in the state-of-the-art for the digits task and then show the potential of our model obtaining speed-up in performance when few target labels are available even in a high domain shift scenario.

2 Related Work

Due the capability of deep networks to learn transferable (2; 57; 37) and invariant (11) representations of the data, the idea of transferring knowledge acquired from a vast labeled source to increase the performance on a target domain has become a wide area of research (49). Domain adaptation methods deal with this challenge by reducing the domain shift between source and target domains (38), aligning a common intern representation for them.

Some statistical metrics have been proposed in order to align source and target distributions, such as maximum mean discrepancy (MMD) (31; 29; 52; 55), Kullback Leibler (KL) divergence (59) or correlation alignment (CORAL) (48; 39). Since the appearance of Generative Adversarial Networks (12) significant work has been developed around adversarial domain adaptation (ADA) techniques (6). The idea of ADA methods is to use a domain classifier which discriminates if a sample belongs to the source or target domain, while a generator learns how to create indistinguishable representations of data in order to fool the domain classifier. By doing this, a domain-invariant representation of the data distribution is produced in a latent space.

Despite ADA models achieving good results either by matching distributions in a feature representation (i.e. feature-level) (5; 28; 30; 47; 43) or generating target images that look as if they were part of the source dataset (i.e. pixel-level) (18; 58; 15; 17; 16), when they are used in a UDA scenario, they have difficulties dealing with big covariate shifts between domains (60). Furthermore, when a few number of annotated target samples are included, these models often do not improve performance relative to just train with labeled target samples (44). In order to deal with few labels, few-shot domain adaptation methods have been created (33; 34), which are not meant to work with unlabeled data, often producing overfitted representations and having problems to generalize on the target domain (54).

Semi-supervised domain adaptation (SSDA) deal with these challenges using both labeled and unlabeled samples during training (10; 13; 9; 46; 1; 45). Usually for SSDA we are interested on finding a space in which labeled and unlabeled target samples belonging to the same class have a similar internal representation (4; 56; 60; 44). A promising approach to deal with labeled and unlabeled samples during training are semi-supervised variational autoencoders (25; 42; 32). These models seek to learn a latent space which depends on the labeled data. As the latent space is shared between labeled and unlabeled data, points from the same class will be closer in the latent space. This latent space can be extended to an embedding in which each class is represented by an embedding component. Our proposed AVDA framework uses a variational deep embedding (20) representation, in which both source and target samples that belong to the same class are mapped into an embedding component, allowing the model to obtain a significant speed-up in performance as more labels are used from the target domain.

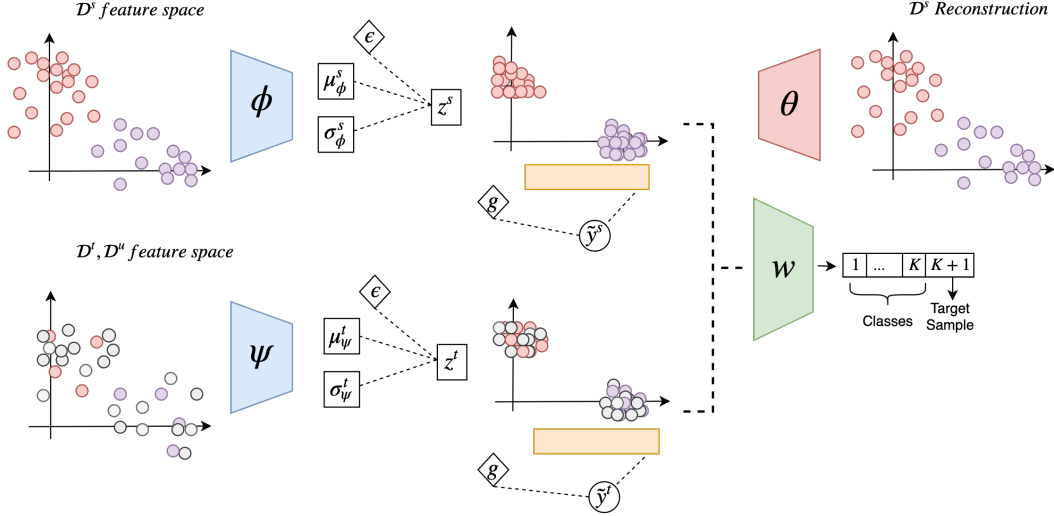


Figure 1: Overall architecture for Adversarial Variational Domain Adaptation. The model works in three steps. First, source data \mathcal{D}^s is encoded into an embedded space z^s using the inference model with parameters ϕ and decoded using the generative model with parameters θ . Each data point is mapped to an embedded component associated to its class. Second, a classifier with parameters w is trained to discriminate if a sample comes from the source domain and its class, or comes from the target domain. Third, the target inference model is trained in an adversarial fashion using target data \mathcal{D}^t and \mathcal{D}^u , generating an aligned embedding representation for source and target domains.

3 Adversarial Variational Domain Adaptation

In this work we propose Adversarial Variational Domain Adaptation (AVDA), a model based on semi-supervised variational deep embedding and adversarial methods. We use a Gaussian mixture model as a prior for the embedded space and align samples from source and target domains that belong to the same class into the same Gaussian component.

3.1 Problem Definition

In a semi-supervised domain adaptation scenario, we are given a source domain $\mathcal{D}^s = \{x_i^s, y_i^s\}_{i=1}^{n^s}$ with n^s number of labeled samples and a target domain $\mathcal{D}^t = \{(x_i^t, y_i^t)\}_{i=1}^{n^t}$ with n^t number of labeled samples. Also, for the target domain we have a subset $\mathcal{D}^u = \{(x_i^u)\}_{i=1}^{n^u}$ of n^u unlabeled samples. For both domains we have the same K classes, i.e. $y_i^s \in \{1, \dots, K\}$, $y_i^t \in \{1, \dots, K\}$. Source and target data are drawn from unknown joint distributions $p^s(x^s, y^s)$ and $p^t(x^t, y^t)$ respectively, where $p^s(x^s, y^s) \neq p^t(x^t, y^t)$.

The goal of this work is to build a model that provides an embedding space z in which source and target data have the same representation for each of the K classes. We propose the use of a Semi-supervised Variational Deep Embedding (20). This model is composed by the inference models $q_\phi^s(z^s|x^s)$ and $q_\psi^t(z^t|x^t)$ that encodes source and target data into this latent representation, which we set to be a mixture of Gaussian distribution depending on the labels y and they are parametrized by ϕ and ψ , for source and target respectively. Also, the generative model $p_\theta^s(x^s|z^s)$ describes the data as if they were generated from a latent variable z^s and is parametrized by θ . A discriminative process $q_\phi^s(y^s|x^s)$ is included to enforce the separability between the Gaussian mixture components. The overall model is displayed in Figure 1.

3.2 Adversarial Variational Domain Adaptation Model

For the source domain, we define a generative process as follows:

$$p(y) = \text{Cat}(y|\pi) \quad p(z^s|y^s) = \mathcal{N}(z^s|\mu(y), \sigma^2(y)) \quad p_\theta(x^s|z^s) = p(x^s; z^s, \theta) \quad (1)$$

where $\text{Cat}(y|\pi)$ is a multinomial distribution parametrized by π , the prior probability for class y , $\pi \in \mathcal{R}_+^K$, $\sum_{y=1}^K \pi_i = 1$. At the same time, $\mu(y)$ and $\sigma^2(y)$ are the mean and variance of the

embedded normal distribution corresponding to class labels y . $p(x^s; z, \theta)$ is a likelihood function whose parameters are formed by non-linear transformations of the variable z using a neural network with parameters θ . In this work, we use deep neural networks as a non-linear function approximation.

For source and target domains, we define two inference models. We use variational inference to find an approximation for the true posterior distribution $p(y, z|x)$ using the approximated posterior distributions $q_\phi(y, z|x)$ and $q_\psi(y, z|x)$ which are parametrized by a deep neural networks with parameters ϕ for the source domain and ψ for the target domain. We assume the approximate posterior can be factorized as $q(y, z|x) = q(z|x)q(y|z)$, and model it by using normal and categorical distributions as follows:

$$q_\phi(z^s|x^s) = \mathcal{N}(z|\mu_\phi(x^s), \sigma_\phi^2(x^s)) \quad q_\phi(y^s|z^s) = \text{Cat}(y^s|\pi_\phi(z^s)) \quad (2)$$

$$q_\psi(z^t|x^t) = \mathcal{N}(z|\mu_\psi(x^t), \sigma_\psi^2(x^t)) \quad q_\psi(y^t|z^t) = \text{Cat}(y^t|\pi_\psi(z^t)) \quad (3)$$

where $(\mu_\phi(x^s), \sigma_\phi(x^s))$ and $(\mu_\psi(x^t), \sigma_\psi(x^t))$ are the outputs of the source and target deep neural networks with parameters ϕ and ψ respectively, and are then used to sample z from a Gaussian mixture distribution by using the reparametrization trick defined in (26). $q_\phi(y^s|z^s)$ and $q_\psi(y^t|z^t)$ represent the source and target processes modeled through independent neural networks. These networks take the latent variables and return the parameters $\pi_\phi(z^s)$ and $\pi_\psi(z^t)$ to sample a categorical variable by using a Gumbel-Softmax distribution (20). With this estimator, we can generate labels y and backpropagate through this sampled categorical variable by using the continuous relaxation defined by Jiang et al. 2016 (20), avoiding the marginalization over all the categorical labels introduced in (25; 20), significantly reducing computational costs.

3.3 Variational Objectives

The supervised variational lower bound on the marginal likelihood for a single source data point can be derived similarly to a deep generative model (26; 25) as follows:

$$\log p_\theta(x^s) \geq \mathbb{E}_{q_\phi(z^s|x^s)} [\log p_\theta(x^s|z^s)] - D_{KL}(q_\phi(z^s|x^s)||p_\theta(z^s)) \quad (4)$$

We can notice that the observed label y never appears in the equation. However, the supervision comes in when computing the Kullback-Leibler divergence between $q_\phi(z|x)$ and $p_\theta(z)$. In fact, we force $p_\theta(z)$ to be equal to the Gaussian belonging to the y with distribution $\mathcal{N}(\mu(y), \sigma^2(y))$. At the same time, a predictive function $q_\phi(y^s|x^s)$ is included in order to enforce the separability between the embedding components. The lower bound for source domain can be optimized by minimizing the following objective:

$$\mathcal{L}_{sup}^s = D_{KL}[q_\phi(z^s|x^s)||p_\theta(z^s)] - \mathbb{E}_{q_\phi(z^s|x^s)} [\log p_\theta(x^s|z^s)] - \alpha^s \log q_\phi(y^s|x^s) \quad (5)$$

where α^s is the hyper-parameter that controls the relative importance between the generative and discriminative processes of the model.

On the other hand, for the target domain, we would like that the inference model will be able to map the samples into the same embedding obtained by the source generative model. Taking this into account, the objective can be decomposed in two parts. One for labeled data and other for unlabeled data. For a single target labeled data point we can obtain the supervised objective as follows:

$$\mathcal{L}_{sup}^t = D_{KL}(q_\psi(z^t|x^t)||p_\theta^*(z^t)) - \alpha^t \log q_\psi(y^t|x^t) \quad (6)$$

where $p_\theta^*(z)$ is the optimized prior distribution for the source. α^t is the hyper-parameter that controls the relative importance of the discriminative process in the model. For a single target unlabeled data point we can derive the unsupervised objective as follows:

$$\begin{aligned} \mathcal{L}_{unsup}^t &= D_{KL}(q_\psi(z^t, y^t|x^t)||p_\theta^*(z^t, y^t)) \\ &= \mathbb{E}_{q_\psi(z|x)} [D_{KL}(q_\psi(y^t|z^t)||p_\theta^*(y^t))] + \mathbb{E}_{q_\psi(y|z)} [D_{KL}(q_\psi(z^t|x^t)||p_\theta^*(z^t|y^t))] \end{aligned} \quad (7)$$

The minimization of this term helps generating the mapping of each unlabeled target sample component into the correspondent embedding space using a predicted categorical variable.

3.4 Adversarial Objective

We would like the agglomerative distribution over the approximated posterior distribution $q(z) = \mathbb{E}_{p^*(x)} [q(z|x)]$ to be the same for source and target domains (i.e. $q_\psi(z^s) = q_\phi(z^t)$). These distributions are embedded spaces which depend on the labels, hence we use the semi-supervised generative adversarial model proposed by Odena A. 2016 (36) in order to encourage the alignment between these distributions. In particular, we use a discriminator $D_w(\cdot)$ with parameters w which takes the form of a classifier distinguishing between $K + 1$ classes, where the first K classes correspond to the source classes and the class $K + 1$ correspond to a class representing the data was generated by the target inference model. By doing this, we encourage the discriminator to learn the underlying distribution of each class independently. This discriminator, can be optimized using the following objective:

$$\mathcal{L}_D = \sum_{(x_i, y_i) \in \mathcal{D}^s} H(D(q_\phi^s(z_i^s)), y_i^s) + \sum_{(x_i) \in \mathcal{D}^u \cup \mathcal{D}^t} H(D(q_\psi^t(z_i^t)), y' = K + 1) \quad (8)$$

where $H(\cdot, \cdot)$ is the cross entropy loss. On the the other hand, we try to confuse D via an adversarial loss which forces the inference model of the target to learn a mapping from the samples to their correspondent embedding component. We can optimize the parameters of the target inference model using the following objective:

$$\mathcal{L}_A = \sum_{(x_i) \in \mathcal{D}^u} H(D(q_\psi^t(z_i^t)), \tilde{y}_i^t) + \sum_{(x_i, y_i) \in \mathcal{D}^t} H(D(q_\psi^t(z_i^t)), y_i^t) \quad (9)$$

where \tilde{y}^t are the predicted categorical variables sampled from the Gumbel-Softmax distribution for unlabeled target samples and y^t the real class for labeled target samples.

3.5 Overall Objectives and Optimization

In this section we describe the overall objective of the model and how this objective can be optimized. The training process is done in three steps: train the source model, train the discriminator, and train the target model.

Source Optimization: The first step consists in optimizing the source model. By doing this, we can obtain an embedding space which will be used later to map target samples into the same embedding components. The overall objective for the source domain is defined in Equation 5 and it is composed of three terms. The first term can be computed analytically by following the proof of (20) as follows:

$$D_{KL}[q_\phi(z|x)||p_\theta(z)] = \sum_{i=1}^{n^s} \left(-\frac{J}{2} \log(2\pi) + \frac{1}{2} \sum_{j=1}^J \left(\log(2\pi\sigma_j^2(y)) + \frac{\sigma_\phi^2(x_{ij})}{\sigma_j^2(y)} + \frac{(\mu_\phi(x_{ij}) - \mu_j(y))^2}{\sigma_j^2(y)} - 1 - \log \sigma_\phi^2(x_{ij}) \right) \right) \quad (10)$$

where $\mu_\phi(x)$ and $\sigma_\phi^2(x)$ are the approximated mean and variance given by the neural network. $\mu(y)$ and $\sigma^2(y)$ are the mean and variance of each embedding component. J is the dimensionality of $\mu_\phi(x)$ and $\sigma_\phi^2(x)$. The second term can be optimized by computing the expectation of gradients using the reparametrization trick defined in (26; 21) as follows:

$$\nabla_{\{\theta, \phi\}} \mathbb{E}_{q_\phi(z|x)} [\log p_\theta(x|z)] = \mathbb{E}_{\mathcal{N}(0, I)} [\nabla_{\{\theta, \phi\}} \log p_\theta(x|\mu_\phi(x) + \sigma_\phi^2(x) \odot \epsilon)] \quad (11)$$

where ∇ denotes simple gradients over the parameters ϕ and θ . \odot is the element-wise product. The third discriminative term can be trivially optimized by minimizing the cross entropy loss between real labels and predicted labels as estimated by the predictive function.

Discriminative Step: The discriminative step is done by minimizing Equation 8 with respect to the parameters w of the discriminator $D_w(\cdot)$. The goal of this step is to encourage the discriminator to learn the embedding representation generated by using the source domain. Then, we minimize the target inference model in order to fool the discriminator mapping samples into the same embedding. For this purpose, the discriminative step and later introduced target step are performed alternately.

Target Step: The overall objective for the target domain can be written as follows:

$$\mathcal{L}^t = \gamma \mathcal{L}_{sup}^t + (1 - \gamma) \mathcal{L}_{unsup}^t + \mathcal{L}^A \quad (12)$$

In this Equation, \mathcal{L}_{sup}^t can be optimized using Equation 10. \mathcal{L}_{unsup}^t can be decomposed into two terms as in Equation 7. Following the derivation of (1), we can compute the derivatives of the second term using expectation of gradients and the reparametrization trick defined in (19) to derive a Monte Carlo estimator as follows:

$$\nabla_{\phi} \mathbb{E}_{q_{\phi}(y|z)} [D_{KL}(q_{\phi}(z|x)||p_{\theta}(z|y))] = \mathbb{E}_{Gumbel(g|0,1)} [\nabla_{\phi} D_{KL}(q_{\phi}(z|x)||p_{\theta}(z|\tilde{y}))] \quad (13)$$

where \tilde{y} is a predicted categorical variable sampled using the Gumbel-softmax relaxation defined as:

$$\tilde{y} = \operatorname{argmax}(f(\phi, g, \tau)), \quad f(\phi, g, \tau)_{1 \leq k \leq K} = \frac{\exp((\tilde{\alpha}_k + g_k)/\tau)}{\sum_{i=1}^K \exp((\tilde{\alpha}_i + g_i)/\tau)} \quad (14)$$

where $\tilde{\alpha}_k$ are parameters outputed by the neural network $\pi_{\phi}(z)$, g is a random variable sampled from $g \sim Gumbel(0, 1)$ and τ is a hyperparameter that regulates the entropy of the sampling. This reparametrization trick allows us to discretize y during the forward pass, while we can use a continuous approximation in the backward pass. The KL divergence of Equation 13 is similar to the one introduced for source optimization, hence we can use the analytical solution introduced in Equation 10. The derivatives of the second term of Equation 12 can be computed as:

$$\nabla_{\phi} \mathbb{E}_{q_{\phi}(z|x)} [D_{KL}(q_{\phi}(y|z)||p_{\theta}(y))] = \mathbb{E}_{\mathcal{N}(\epsilon|0,1)} [\nabla_{\phi} D_{KL}(q_{\phi}(y|z)||p_{\theta}(y))] \quad (15)$$

The third term of Equation 12 can be optimized by minimizing Equation 9 with respect to the parameters ψ .

4 Experiments

We evaluate our framework on the digits dataset composed of MNIST (27), USPS (3), and Street View House Numbers (SVHN) (35). We then apply it to a real case scenario using galaxy images from the Cosmic Assembly Near-infrared Deep Extragalactic Legacy Survey (CANDELS, (14)) as source and the Cluster Lensing and Supernova Survey with Hubble (CLASH, (41)) as target.

4.1 Datasets

Digits: We use three benchmark digits datasets: MNIST (**M**), USPS (**U**), and Street View House Numbers (SVHN) (**S**). These datasets contain images of digits from 0 to 9 in different environments: **M** and **U** contain handwritten digits while, **S** contain natural scene images. Each dataset is composed of its own train and test set: 60,000 train samples and 10,000 test samples for MNIST; 7,291 train samples and 2,007 test samples for USPS; and 73,257 train samples and 26,032 test samples for SVHN. For adaptation purposes we used, the evaluation protocol proposed in CyCADA (15), i.e. three domain adaptation task are performed: from MNIST to USPS (**M** \rightarrow **U**), from USPS to MNIST (**U** \rightarrow **M**), and from SVHN to MNIST (**S** \rightarrow **M**).

Galaxies: We use galaxy images from CANDELS and CLASH and address the problem of classifying them according to their morphologies: smooth, features, irregular, point source, and unclassifiable¹. This is a challenging problem due to the high domain shift between source and target, which is given by changes in the spectroscopic filters in which the images were captured. Specifically, the CANDELS dataset contains 7,567 images from the GOOD-S (8) galaxy cluster in the near-infrared F160W spectroscopic filter, and labels created by expert astronomers (23). The CLASH dataset contains 1,600 images from 25 galaxy clusters in 16 different spectroscopic filters ranged from ultraviolet to near-infrared. Labels for CLASH were also created by experts as described in (40).

4.2 Implementation Details

For both tasks, images were rescaled to $[-1.0, 1.0]$ and resized to 32x32. The SVHN dataset contains RGB images, so for **S** \rightarrow **M**, the MNIST images were repeated in each of the three filters in order to use the same input tensor size to the network. The hyperparameters were empirically selected by measuring the performance on 100 randomly selected samples from the train set for digits and 3 for the galaxies, performing 5 cross-validated experiments. Specifically, for all scenarios α^s was

¹Data is public available at:
<https://drive.google.com/open?id=1BSc42VfAb2Mw0z1QShTFUnbCQaf11q4q>

set as 1000 and α^t as 10. γ was set as 0.9 and τ was set as 3. Our embedding is created on a 20-dimensional space, where the means μ_ϕ and standard deviations σ_ϕ of each Gaussian component are learnt via backpropagation. The means are initially set along different axes so that $\|\mu_\phi\| = 10$ and $\sigma_\phi = \vec{1}$ (all-ones vector). Our training was performed using the Adam optimizer (24) with parameters $\beta_1 = \beta_2 = 0.5$ and a learning rate of 0.001 using mini-batches of 128 samples. For fair comparison, we used similar network architectures as the ones proposed in (28; 17).

4.3 Results

1) Digits: We compare our results with state-of-the-art methods in UDA and SSDA scenarios. In the UDA scenario, we use a fully labeled source and a fully unlabeled target to perform the adaptation. In Table 1, we show our results and compare them to previous approaches as obtained from their papers. We report the mean accuracy and its standard deviation across ten random experiments and the accuracy obtained by our best run. Even though our method is not designed for an unsupervised scenario, it is competitive on methods on $\mathbf{M} \rightarrow \mathbf{U}$ and $\mathbf{U} \rightarrow \mathbf{M}$. Our method performs poorly on $\mathbf{S} \rightarrow \mathbf{M}$, which presents a higher domain shift, and ACAL performs the best by matching features at a pixel-level adding a relaxation on the cycle consistency, replacing it by a task-specific loss.

For the SSDA scenario, we perform experiments using one label per class on the target (denoted as 1-shot) and five labels per class on the target (denoted as 5-shot). The rest of the training samples are used in an unsupervised fashion. We compare our results against other methods that utilize the same number of labels per class. Notice that CCSA (34) and FADA (33) do not utilize unlabeled samples during training while we do. The results are computed using the same procedure as before and are displayed in Table 2. Here, we outperform all previous approaches. Our approach has a higher speed of adaptation in the sense that by using a small number of labels in the target domain we are able to obtain competitive results.

Method	Unsupervised		
	$\mathbf{M} \rightarrow \mathbf{U}$	$\mathbf{U} \rightarrow \mathbf{M}$	$\mathbf{S} \rightarrow \mathbf{M}$
UNIT (28)	95.97	93.58	90.53
SBADA-GAN (43)	97.6	95.0	76.1
CyCADA (15)	95.6 \pm 0.2	96.5 \pm 0.1	90.4 \pm 0.4
CDAN (30)	95.6	98.0	89.2
DupGAN (17)	96.01	98.75	92.46
ACAL (16)	98.31	97.16	96.51
CADA (60)	96.4 \pm 0.1	97.0 \pm 0.1	90.9 \pm 0.2
AVDA (ours) best	97.63	97.68	76.80
AVDA (ours) random	96.92 \pm 0.92	96.59 \pm 0.80	78.63 \pm 1.36

Table 1: Results on *Digits* dataset for unsupervised task. All the results are reported using accuracy by performing 10 random experiments.

Method	1-shot			5-shot		
	$\mathbf{M} \rightarrow \mathbf{U}$	$\mathbf{U} \rightarrow \mathbf{M}$	$\mathbf{S} \rightarrow \mathbf{M}$	$\mathbf{M} \rightarrow \mathbf{U}$	$\mathbf{U} \rightarrow \mathbf{M}$	$\mathbf{S} \rightarrow \mathbf{M}$
CCSA (34)	85.0	78.4	-	92.4	88.8	-
FADA (33)	89.1	81.1	72.8	93.4	91.1	86.1
F-CADA (60)	97.2	97.5	94.8	98.3	98.6	95.6
AVDA (ours) best	98.63	98.41	95.80	98.68	98.62	97.19
AVDA (ours) random	98.36 \pm 0.14	98.25 \pm 0.27	95.13 \pm 0.47	98.5 \pm 0.19	98.59 \pm 0.028	96.93 \pm 0.18

Table 2: Results on *Digits* dataset for semi-supervised task. All the results are reported using accuracy by performing 10 random experiments.

Ablation Study: We examined the performance of AVDA adopting three different training strategies, in which we change critical components of our framework. First, we investigate the use of fixed

priors during training (i.e they are not updated via backpropagation). We denoted this experiment as $AVDA_{FP}$. Second, we investigate the model in a classical adversarial domain adaptation scenario (i.e the discriminator tries to distinguish between samples generated by source or target). We denote this experiment as $AVDA_{ADA}$. Third, we investigate the model when a target generative model is included. We denote this experiment as $AVDA_{GT}$. The experiments were performed in the most difficult digit scenario $S \rightarrow M$ using five labels per class. For the first experiment, $AVDA_{FP}$ obtained an accuracy of 92.17 ± 1.88 , hence lowering the accuracy of our model. For the second experiment, $AVDA_{ADA}$ obtained an accuracy of 95.13 ± 1.03 , increasing the variance of the model performance. For the third experiments, $AVDA_{GT}$ obtained an accuracy of 95.42 ± 1.05 , decreasing the discriminative performance of our model. In consequence, AVDA components obtain the best performance as compared to these three slightly variant frameworks.

Visualization: In order to visualize the alignment between source and target domains, we visualize the embedding space by using t-distributed stochastic neighbor embedding (t-SNE, (53)) for the task $S \rightarrow M$ considering a 5-shot scenario. Figure 2 shows this visualization. On the left, we show each class in a different color, demonstrating the classifying capability of the model. On the right, we show the source and target in different colors, demonstrating the ability of the model to generate good alignments between the data labels and the embedded components for both domains.

2) Galaxies: For the morphology classification task, we trained 6 different models using 0, 1, 5, 10, 25 and 50 labeled target samples per class. As in a classical semi-supervised setting, all unlabeled target images were used for training and evaluation. We show the results in Figure 3. We can notice that just a few number of labeled samples are enough to make important corrections in the domain shift, observing a significant speed-up in performance when labels are included.

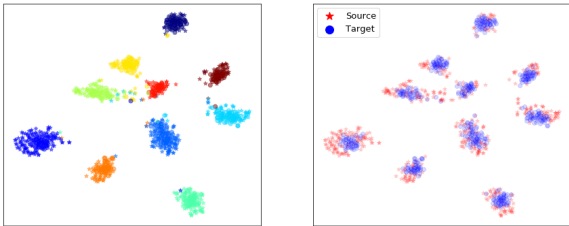


Figure 2: Visualization of the embedding space using t-SNE for the $S \rightarrow M$ task considering a 5-shot scenario. Colors on the right panel represent the data labels, showing the capability of the model to generate good discriminative boundaries. Colors on the right panel represent source and target data showing the capability of the model to align source and target domains into the same embedding components.

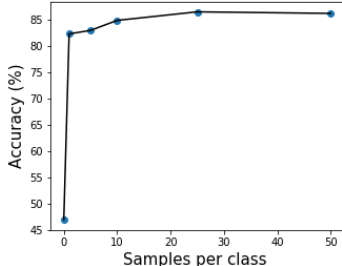


Figure 3: Performance in terms of accuracy in morphology recognition task using 0, 1, 5, 10, 25 and 50 number of labeled target samples per class.

5 Conclusion

In this paper we present Adversarial Variational Domain Adaptation (AVDA), a semi-supervised approach for domain adaptations problems where a vast annotated source domain is available but none or few labels from a target domain exist. Unlike previous methods which align source and target domains into a single common feature space, we use a variational embedding and align samples that belong to the same class into the same embedding component using adversarial methods. Experiments on digits and galaxy morphology classification problems are used to validate the proposed approach. Our model presents a significant speed-up in terms of the increase in accuracy as more labeled examples are used from the target domain, increasing the accuracy more than 40% with only one label per class for the morphology classification task. Though our framework does not show competitive on an unsupervised scenario, we demonstrate the capability of the model to align embedding spaces even in high domain shift scenarios by outperforming state-of-the-art methods from 0.03% to 1.50% in a semi-supervised scenario.

References

- [1] Marouan Belhaj, Pavlos Protopapas, and Weiwei Pan. Deep variational transfer: Transfer learning through semi-supervised deep generative models. *CoRR*, abs/1812.03123, 2018.
- [2] Yoshua Bengio, Aaron Courville, and Pascal Vincent. Representation Learning: A Review and New Perspectives. *arXiv e-prints*, page arXiv:1206.5538, Jun 2012.
- [3] John S. Denker, W. R. Gardner, Hans Peter Graf, Donnie Henderson, R. E. Howard, W. Hubbard, L. D. Jackel, Henry S. Baird, and Isabelle Guyon. Neural network recognizer for hand-written zip code digits. In D. S. Touretzky, editor, *Advances in Neural Information Processing Systems 1*, pages 323–331. Morgan-Kaufmann, 1989.
- [4] J. Donahue, J. Hoffman, E. Rodner, K. Saenko, and T. Darrell. Semi-supervised domain adaptation with instance constraints. In *2013 IEEE Conference on Computer Vision and Pattern Recognition*, pages 668–675, June 2013.
- [5] Yaroslav Ganin and Victor Lempitsky. Unsupervised Domain Adaptation by Backpropagation. *arXiv e-prints*, page arXiv:1409.7495, Sep 2014.
- [6] Yaroslav Ganin, Evgeniya Ustinova, Hana Ajakan, Pascal Germain, Hugo Larochelle, François Laviolette, Mario Marchand, and Victor Lempitsky. Domain-adversarial training of neural networks. *J. Mach. Learn. Res.*, 17(1):2096–2030, January 2016.
- [7] Timnit Gebru, Judy Hoffman, and Li Fei-Fei. Fine-grained recognition in the wild: A multi-task domain adaptation approach. *CoRR*, abs/1709.02476, 2017.
- [8] M. Giavalisco et al. The Great Observatories Origins Deep Survey: Initial results from optical and near-infrared imaging. *Astrophys. J.*, 600:L93, 2004.
- [9] Xavier Glorot, Antoine Bordes, and Yoshua Bengio. Domain adaptation for large-scale sentiment classification: A deep learning approach. In *Proceedings of the 28th international conference on machine learning (ICML-11)*, pages 513–520, 2011.
- [10] B. Gong, Y. Shi, F. Sha, and K. Grauman. Geodesic flow kernel for unsupervised domain adaptation. In *2012 IEEE Conference on Computer Vision and Pattern Recognition*, pages 2066–2073, June 2012.
- [11] Ian Goodfellow, Honglak Lee, Quoc V. Le, Andrew Saxe, and Andrew Y. Ng. Measuring invariances in deep networks. In Y. Bengio, D. Schuurmans, J. D. Lafferty, C. K. I. Williams, and A. Culotta, editors, *Advances in Neural Information Processing Systems 22*, pages 646–654. Curran Associates, Inc., 2009.
- [12] Ian Goodfellow, Jean Pouget-Abadie, Mehdi Mirza, Bing Xu, David Warde-Farley, Sherjil Ozair, Aaron Courville, and Yoshua Bengio. Generative adversarial nets. In Z. Ghahramani, M. Welling, C. Cortes, N. D. Lawrence, and K. Q. Weinberger, editors, *Advances in Neural Information Processing Systems 27*, pages 2672–2680. Curran Associates, Inc., 2014.
- [13] R. Gopalan, Ruonan Li, and R. Chellappa. Domain adaptation for object recognition: An unsupervised approach. In *2011 International Conference on Computer Vision*, pages 999–1006, Nov 2011.
- [14] Norman A. Grogan, Dale D. Kocevski, and S. M. Faber. CandelS: The cosmic assembly near-infrared deep extragalactic legacy survey. *The Astrophysical Journal Supplement*, 2011.
- [15] Judy Hoffman, Eric Tzeng, Taesung Park, Jun-Yan Zhu, Phillip Isola, Kate Saenko, Alexei A. Efros, and Trevor Darrell. Cycada: Cycle-consistent adversarial domain adaptation. *CoRR*, abs/1711.03213, 2017.
- [16] Ehsan Hosseini-Asl, Yingbo Zhou, Caiming Xiong, and Richard Socher. Augmented cyclic adversarial learning for domain adaptation. *CoRR*, abs/1807.00374, 2018.
- [17] Lanqing Hu, Meina Kan, Shiguang Shan, and Xilin Chen. Duplex generative adversarial network for unsupervised domain adaptation. In *The IEEE Conference on Computer Vision and Pattern Recognition (CVPR)*, June 2018.

- [18] Phillip Isola, Jun-Yan Zhu, Tinghui Zhou, and Alexei A. Efros. Image-to-image translation with conditional adversarial networks. *CoRR*, abs/1611.07004, 2016.
- [19] Eric Jang, Shixiang Gu, and Ben Poole. Categorical Reparameterization with Gumbel-Softmax. *arXiv e-prints*, page arXiv:1611.01144, Nov 2016.
- [20] Zhuxi Jiang, Yin Zheng, Huachun Tan, Bangsheng Tang, and Hanning Zhou. Variational deep embedding: A generative approach to clustering. *CoRR*, abs/1611.05148, 2016.
- [21] Danilo Jimenez Rezende, Shakir Mohamed, and Daan Wierstra. Stochastic Backpropagation and Approximate Inference in Deep Generative Models. *arXiv e-prints*, page arXiv:1401.4082, Jan 2014.
- [22] Guoliang Kang, Lu Jiang, Yi Yang, and Alexander G. Hauptmann. Contrastive adaptation network for unsupervised domain adaptation. *CoRR*, abs/1901.00976, 2019.
- [23] J. S. Kartaltepe, M. Mozena, D. Kocevski, D. H. McIntosh, J. Lotz, E. F. Bell, S. Faber, H. Ferguson, D. Koo, R. Bassett, M. Bernyk, K. Blancato, F. Bournaud, P. Cassata, M. Castellano, E. Cheung, C. J. Conselice, D. Croton, T. Dahlen, D. F. de Mello, L. DeGroot, J. Donley, J. Guedes, N. Grogin, N. Hathi, M. Hilton, B. Hollon, A. Koekemoer, N. Liu, R. A. Lucas, M. Martig, E. McGrath, C. McPartland, B. Mobasher, A. Morlock, E. O’Leary, M. Peth, J. Pforr, A. Pillepich, D. Rosario, E. Soto, A. Straughn, O. Telford, B. Sunnquist, J. Trump, B. Weiner, S. Wuyts, H. Inami, S. Kassin, C. Lani, G. B. Poole, and Z. Rizer. CANDELS Visual Classifications: Scheme, Data Release, and First Results. *apjs*, 221:11, November 2015.
- [24] Diederik P. Kingma and Jimmy Ba. Adam: A method for stochastic optimization. *CoRR*, abs/1412.6980, 2015.
- [25] Diederik P. Kingma, Danilo J. Rezende, Shakir Mohamed, and Max Welling. Semi-Supervised Learning with Deep Generative Models. *arXiv e-prints*, page arXiv:1406.5298, Jun 2014.
- [26] Diederik P Kingma and Max Welling. Auto-Encoding Variational Bayes. *arXiv e-prints*, page arXiv:1312.6114, Dec 2013.
- [27] Y. Lecun, L. Bottou, Y. Bengio, and P. Haffner. Gradient-based learning applied to document recognition. *Proceedings of the IEEE*, 86(11):2278–2324, Nov 1998.
- [28] Ming-Yu Liu, Thomas Breuel, and Jan Kautz. Unsupervised image-to-image translation networks. *CoRR*, abs/1703.00848, 2017.
- [29] Mingsheng Long, Yue Cao, Jianmin Wang, and Michael I. Jordan. Learning transferable features with deep adaptation networks. In *Proceedings of the 32Nd International Conference on International Conference on Machine Learning - Volume 37, ICML’15*, pages 97–105. JMLR.org, 2015.
- [30] Mingsheng Long, ZHANGJIE CAO, Jianmin Wang, and Michael I Jordan. Conditional adversarial domain adaptation. In S. Bengio, H. Wallach, H. Larochelle, K. Grauman, N. Cesa-Bianchi, and R. Garnett, editors, *Advances in Neural Information Processing Systems 31*, pages 1640–1650. Curran Associates, Inc., 2018.
- [31] Mingsheng Long, Han Zhu, Jianmin Wang, and Michael I. Jordan. Deep transfer learning with joint adaptation networks. In *Proceedings of the 34th International Conference on Machine Learning - Volume 70, ICML’17*, pages 2208–2217. JMLR.org, 2017.
- [32] Lars Maaløe, Casper Kaae Sønderby, Søren Kaae Sønderby, and Ole Winther. Auxiliary Deep Generative Models. *arXiv e-prints*, page arXiv:1602.05473, Feb 2016.
- [33] Saeid Motiian, Quinn Jones, Seyed Iranmanesh, and Gianfranco Doretto. Few-shot adversarial domain adaptation. In I. Guyon, U. V. Luxburg, S. Bengio, H. Wallach, R. Fergus, S. Vishwanathan, and R. Garnett, editors, *Advances in Neural Information Processing Systems 30*, pages 6670–6680. Curran Associates, Inc., 2017.
- [34] Saeid Motiian, Marco Piccirilli, Donald A. Adjeroh, and Gianfranco Doretto. Unified deep supervised domain adaptation and generalization. *CoRR*, abs/1709.10190, 2017.

- [35] Yuval Netzer, Tao Wang, Adam Coates, Alessandro Bissacco, Bo Wu, and Andrew Y Ng. Reading digits in natural images with unsupervised feature learning. *NIPS*, 01 2011.
- [36] Augustus Odena. Semi-Supervised Learning with Generative Adversarial Networks. *arXiv e-prints*, page arXiv:1606.01583, Jun 2016.
- [37] M. Oquab, L. Bottou, I. Laptev, and J. Sivic. Learning and transferring mid-level image representations using convolutional neural networks. In *2014 IEEE Conference on Computer Vision and Pattern Recognition*, pages 1717–1724, June 2014.
- [38] S. J. Pan and Q. Yang. A survey on transfer learning. *IEEE Transactions on Knowledge and Data Engineering*, 22(10):1345–1359, Oct 2010.
- [39] Xingchao Peng and Kate Saenko. Synthetic to real adaptation with deep generative correlation alignment networks. *CoRR*, abs/1701.05524, 2017.
- [40] Manuel Pérez-Carrasco, Guillermo Cabrera-Vives, Monserrat Martínez-Marín, Pierluigi Cerulo, Ricardo Demarco, Pavlos Protopapas, Julio Godoy, and Marc Huertas-Company. Multiband galaxy morphologies for clash: a convolutional neural network transferred from candelas. *arXiv preprint arXiv:1810.07857*, 2018.
- [41] M. Postman, D. Coe, N. Benítez, L. Bradley, T. Broadhurst, M. Donahue, H. Ford, O. Graur, G. Graves, S. Jovel, A. Koekemoer, D. Lemze, E. Medezinski, A. Molino, L. Moustakas, S. Ogaz, A. Riess, S. Rodney, P. Rosati, K. Umetsu, W. Zheng, A. Zitrin, M. Bartelmann, R. Bouwens, N. Czakon, S. Golwala, O. Host, L. Infante, S. Jha, Y. Jimenez-Teja, D. Kelson, O. Lahav, R. Lazkoz, D. Maoz, C. McCully, P. Melchior, M. Meneghetti, J. Merten, J. Moustakas, M. Nonino, B. Patel, E. Regös, J. Sayers, S. Seitz, and A. Van der Wel. The Cluster Lensing and Supernova Survey with Hubble: An Overview. *apj*, 199:25, April 2012.
- [42] Antti Rasmus, Harri Valpola, Mikko Honkala, Mathias Berglund, and Tapani Raiko. Semi-supervised learning with ladder network. *CoRR*, abs/1507.02672, 2015.
- [43] Paolo Russo, Fabio Maria Carlucci, Tatiana Tommasi, and Barbara Caputo. From source to target and back: symmetric bi-directional adaptive GAN. *CoRR*, abs/1705.08824, 2017.
- [44] Kuniaki Saito, Donghyun Kim, Stan Sclaroff, Trevor Darrell, and Kate Saenko. Semi-supervised Domain Adaptation via Minimax Entropy. *arXiv e-prints*, page arXiv:1904.06487, Apr 2019.
- [45] Kuniaki Saito, Kohei Watanabe, Yoshitaka Ushiku, and Tatsuya Harada. Maximum classifier discrepancy for unsupervised domain adaptation. In *Proceedings of the IEEE Conference on Computer Vision and Pattern Recognition*, pages 3723–3732, 2018.
- [46] Cicero Nogueira dos Santos, Kahini Wadhawan, and Bowen Zhou. Learning loss functions for semi-supervised learning via discriminative adversarial networks. *arXiv preprint arXiv:1707.02198*, 2017.
- [47] Rui Shu, Hung Bui, Hirokazu Narui, and Stefano Ermon. A DIRT-t approach to unsupervised domain adaptation. In *International Conference on Learning Representations*, 2018.
- [48] Baochen Sun and Kate Saenko. Deep CORAL: correlation alignment for deep domain adaptation. *CoRR*, abs/1607.01719, 2016.
- [49] Chuanqi Tan, Fuchun Sun, Tao Kong, Wenchang Zhang, Chao Yang, and Chunfang Liu. A survey on deep transfer learning. *CoRR*, abs/1808.01974, 2018.
- [50] Eric Tzeng, Judy Hoffman, Trevor Darrell, and Kate Saenko. Simultaneous deep transfer across domains and tasks. *CoRR*, abs/1510.02192, 2015.
- [51] Eric Tzeng, Judy Hoffman, Kate Saenko, and Trevor Darrell. Adversarial discriminative domain adaptation. *CoRR*, abs/1702.05464, 2017.
- [52] Eric Tzeng, Judy Hoffman, Ning Zhang, Kate Saenko, and Trevor Darrell. Deep domain confusion: Maximizing for domain invariance. *CoRR*, abs/1412.3474, 2014.
- [53] Laurens van der Maaten and Geoffrey E. Hinton. Visualizing data using t-sne. 2008.

- [54] Mei Wang and Weihong Deng. Deep visual domain adaptation: A survey. *CoRR*, abs/1802.03601, 2018.
- [55] Hongliang Yan, Yukang Ding, Peihua Li, Qilong Wang, Yong Xu, and Wangmeng Zuo. Mind the class weight bias: Weighted maximum mean discrepancy for unsupervised domain adaptation. *CoRR*, abs/1705.00609, 2017.
- [56] T. Yao, , C. Ngo, and and. Semi-supervised domain adaptation with subspace learning for visual recognition. In *2015 IEEE Conference on Computer Vision and Pattern Recognition (CVPR)*, pages 2142–2150, June 2015.
- [57] Jason Yosinski, Jeff Clune, Yoshua Bengio, and Hod Lipson. How transferable are features in deep neural networks? *CoRR*, abs/1411.1792, 2014.
- [58] Jun-Yan Zhu, Taesung Park, Phillip Isola, and Alexei A. Efros. Unpaired image-to-image translation using cycle-consistent adversarial networks. *CoRR*, abs/1703.10593, 2017.
- [59] Fuzhen Zhuang, Xiaohu Cheng, Ping Luo, Sinno Jialin Pan, and Qing He. Supervised representation learning: Transfer learning with deep autoencoders. In *Proceedings of the 24th International Conference on Artificial Intelligence, IJCAI’15*, pages 4119–4125. AAAI Press, 2015.
- [60] Han Zou, Yuxun Zhou, Jianfei Yang, Huihan Liu, Hari Prasanna Das, and Costas Spanos. Consensus adversarial domain adaptation. In *AAAI Conference on Artificial Intelligence 33*, 01 2019.