

Rainblock: Faster Transaction Processing in Public Blockchains

Soujanya Ponnappalli
University of Texas at Austin

Aashaka Shah
University of Texas at Austin

Amy Tai
VMware Research

Souvik Banerjee
University of Texas at Austin

Dahlia Malkhi
Novi Financial

Vijay Chidambaram
University of Texas at Austin
VMware Research

Michael Wei
VMware Research

ABSTRACT

Public blockchains like Ethereum use Merkle trees to verify transactions received from untrusted servers before applying them to the blockchain. We empirically show that the low throughput of such blockchains is due to the I/O bottleneck associated with using Merkle trees for processing transactions. We present RAINBLOCK, a new architecture for public blockchains that increases throughput without affecting security. RAINBLOCK achieves this by tackling the I/O bottleneck on two fronts: first, decoupling transaction processing from I/O and removing I/O from the critical path; second, reducing I/O amplification by customizing storage for blockchains. RAINBLOCK uses a novel variant of the Merkle tree, the Distributed, Sharded Merkle Tree (DSM-TREE) to store system state. We evaluate RAINBLOCK using workloads based on public Ethereum traces (including smart contracts) and show that RAINBLOCK processes 20K transactions per second in a geo-distributed setting with four regions spread across three continents.

PVLDB Reference Format:

Soujanya Ponnappalli, Aashaka Shah, Amy Tai, Souvik Banerjee, Dahlia Malkhi, Vijay Chidambaram, and Michael Wei. Rainblock: Faster Transaction Processing in Public Blockchains. PVLDB, 14(1): XXX-XXX, 2020.
doi:XX.XX/XXX.XX

PVLDB Artifact Availability:

The source code, data, and/or other artifacts have been made available at http://vldb.org/pvldb/format_vol14.html.

1 INTRODUCTION

Blockchains are decentralized systems that maintain an immutable history of transactions as a chain of blocks; each block has an ordered list of transactions. Public blockchains allow untrusted servers to process transactions, while private or permissioned blockchains only allow a few specific servers. The decentralized nature, transparency, fault tolerance, and auditability of public blockchains have led to many applications in a range of domains like crypto-currencies [1, 4, 20], games [32], and healthcare [52].

This work is licensed under the Creative Commons BY-NC-ND 4.0 International License. Visit <https://creativecommons.org/licenses/by-nc-nd/4.0/> to view a copy of this license. For any use beyond those covered by this license, obtain permission by emailing info@vldb.org. Copyright is held by the owner/author(s). Publication rights licensed to the VLDB Endowment.

Proceedings of the VLDB Endowment, Vol. 14, No. 1 ISSN 2150-8097.
doi:XX.XX/XXX.XX

The problem: low throughput. Public blockchains suffer from low throughput. The two widely-used public blockchains, Bitcoin [1] and Ethereum [4], can process only tens of transactions per second, severely limiting their applications [77]. The low throughput is due to the design choices that ensure security [38]. A new block can only be created after a majority of servers receive and process the previous block [72]. However, simply adding more transactions per block will not increase throughput as it increases the block processing time and reduces the block creation rate. One way to safely increase throughput is to first increase the transaction processing rate at servers and then pack more transactions per block, without affecting the block creation rate. We analyze transaction processing at servers and find that it has I/O bottlenecks.

Case study: Ethereum. We analyze block processing time in the widely-used Ethereum blockchain. Servers in Ethereum that add blocks to the blockchain are termed miners. Ethereum miners store the system state using a Merkle tree [14, 53] on local storage. As a result, processing transactions requires performing disk I/O to read and update multiple values in the Merkle tree. We highlight two main problems with how transactions are processed in Ethereum:

- **I/O Amplification.** The Merkle tree is stored using the RocksDB key-value store [13], and Merkle tree nodes are looked-up using their cryptographic hashes. As hashes randomize node locations on storage, traversing the tree requires performing random reads [63]. The log-structured merge tree [57] at the heart of RocksDB further causes I/O amplification [62]. Processing a single block of 100 transactions in Ethereum requires performing more than 10K random I/O operations (100× higher) and takes hundreds of milliseconds even on a datacenter-grade NVMe SSD.
- **I/O in the critical path.** Servers process transactions one by one, performing slow I/O operations on local storage in the critical path. This design limits the I/O parallelism in the system and lowers the overall transaction processing rate.

This I/O bottleneck in Ethereum prevents servers from packing more transactions per block [80] and results in the low transaction throughput. Researchers have noted similar I/O bottlenecks in other public blockchains [65, 79].

Prior Work. While researchers have attempted to increase throughput by designing new consensus protocols [7, 33, 35, 51, 55], the problem of processing transactions without I/O bottlenecks is orthogonal to how consensus is achieved, and remains unsolved in

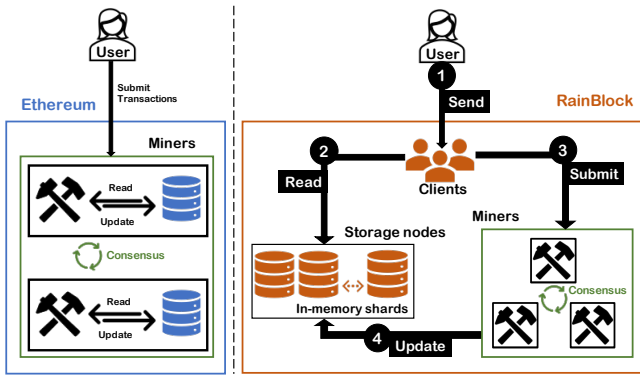


Figure 1: Ethereum and RAINBLOCK architecture. Miners in Ethereum perform local disk I/O in the critical path. In RAINBLOCK, clients read data from remote in-memory storage nodes (out of the critical path) on behalf of its miners. Miners execute txns without extra I/O and update storage nodes.

these protocols. Another line of work shards the blockchain to reduce I/O inside each shard [44, 50, 74, 84], but sharding weakens the security guarantees of public blockchains [68]. Finally, researchers have proposed new data structures to reduce the I/O bottleneck [65]; while this reduces the amount of I/O performed, I/O is still performed in the critical path, leading to low throughput.

Main Idea: faster transaction processing. This work aims at increasing the throughput of public blockchains by removing I/O bottlenecks and increasing transaction processing rate. It tackles the I/O bottleneck on two fronts: first, by avoiding I/O in the critical path, and second, reducing I/O amplification by building a customized Merkle tree-based storage for blockchains.

Our system. This paper presents RAINBLOCK, a new architecture for building public blockchains, that increases throughput by making transaction processing faster. RAINBLOCK does not change the consensus protocol or the block creation rate, and hence is able to increase throughput without weakening security guarantees. RAINBLOCK achieves high throughput by removing the I/O bottlenecks in transaction processing. RAINBLOCK introduces two novel aspects: an architecture that decouples I/O from transaction processing and removes I/O from the critical path, and a variant of the Merkle tree that reduces I/O amplification.

The RAINBLOCK architecture. RAINBLOCK decouples I/O from transaction processing. RAINBLOCK achieves this by introducing *clients* that prefetch data and Merkle proofs (that show that the data is correct) from *storage nodes* and submit them to the miners. The miners do not perform I/O operations, and process transactions using the information provided by clients. Figure 1 illustrates the architecture. The key is that I/O is moved outside the critical path, since miners can now process transactions without performing additional I/O. The architecture also increases I/O parallelism, since multiple clients can perform I/O in parallel, and multiple miners can update storage in parallel. RAINBLOCK stores state in the DSM-TREE data structure.

The Distributed, Sharded Merkle Tree (DSM-TREE). RAINBLOCK reduces I/O amplification by using a novel variant of the Merkle tree. The DSM-TREE is an in-memory, sharded, multi-versioned, two-layered Merkle tree. It reduces I/O amplification by using an efficient in-memory representation of the Merkle tree. Traversing the tree does not require expensive hashing operations. The DSM-TREE is sharded as the entire Merkle tree will not fit in the DRAM of a commodity server; requiring servers with high DRAM capacity would reduce the decentralization of RAINBLOCK. The DSM-TREE has a bottom layer and a top layer. The bottom layer consists of the Merkle tree sharded across storage nodes. The bottom layer is multi-versioned: when a miner updates storage, a new version is created in a copy-on-write manner. Each miner has a private top layer that represents a single version or snapshot of the system state. The miner executes transactions against the snapshot in the top layer. The top layer provides consistent reads, regardless of concurrent updates and multiple versions at the bottom layer.

Challenges. The RAINBLOCK architecture has to solve several challenges to be effective. First is consistency in the face of concurrent updates. This is solved by multi-versioning in DSM-TREE. Since concurrent updates from miners create new versions (rather than modifying existing data), clients always read consistent data. A second challenge is prefetching data for Turing-complete smart contracts. With smart contracts that can execute arbitrary code, it is not straightforward for the clients to prefetch all the required data. RAINBLOCK solves this by having clients *speculatively pre-execute* the transaction to obtain data and proofs. A third related challenge is that clients may submit stale proofs to the miners (miners may update storage after clients finish reading). RAINBLOCK handles this by having miners tolerate stale proofs whenever possible, via *witness revision*, allowing transactions that would otherwise abort to execute. Finally, RAINBLOCK trades local storage I/O for network I/O: the network may become the new bottleneck. RAINBLOCK handles this by deduplicating data and proofs before sending them over the network, and exploiting the synergy between the top and bottom layers of the DSM-TREE to reduce proof sizes as much as possible.

Implementation and Evaluation. We implement RAINBLOCK prototype by modifying Ethereum. We chose Ethereum as the implementation base and comparison point for two main reasons. First, Ethereum has been in operation as a public blockchain for nearly six years, presenting a large amount of data to test our assumptions. Second, Ethereum supports Turing-complete smart contracts [69], allowing the codification of complex decentralized applications.

To evaluate RAINBLOCK, we generate synthetic workloads that mirror transactions on Ethereum mainnet. We analyzed Ethereum transactions and observed that user accounts involved in transactions have a Zipf distribution: 90% of transactions involve the same 10% of user accounts. We observed that only 10–15% of Ethereum transactions involved smart contracts. Our workload generator faithfully reproduces these distributions. We evaluated RAINBLOCK using these workloads and found that Rainblock processes 20× more transactions than Ethereum in a geo-distributed setting with four regions spread across three continents. RAINBLOCK processes 30K transactions per second in a single node setting, and 20K transactions per second in the geo-distributed scenario.

In summary, this paper makes the following contributions:

- To the best of our knowledge, the first system architecture that eliminates the I/O bottleneck in public blockchains, while supporting smart contracts.
- The novel DSM-TREE authenticated data structure.
- A workload generator for Ethereum transactions based on an analysis of Ethereum transactions.
- Empirical evidence that RAINBLOCK is able to process 30K transactions per second in a single node setting, and 20K transactions per second in a geo-distributed setting.

2 BACKGROUND

In this section, we provide some background on public blockchains and discuss how public blockchains use Merkle trees.

2.1 Public Blockchains

Public blockchains, like databases, maintain some system state and support transactions on that system state. Public blockchains are widely used because of their open networks, decentralized architectures, and immutable, auditable state.

Open Networks. Public blockchains allow untrusted servers to join their network and process transactions. These untrusted servers are responsible for storing and advancing the system state and the blockchain. Every block in the blockchain has an ordered list of transactions. Further, blocks store cryptographic hashes of their previous blocks, creating a chain of blocks that is cryptographically secure and immutable. In public blockchains, the system state advances from one snapshot to the other with every new block of transactions, providing consistent snapshots of the system state.

Decentralization. In public blockchains, the untrusted servers in their networks can be malicious and can provide incorrect information about the latest system state. Thus, public blockchains follow the State Machine Replication (SMR) [45, 66] paradigm to tolerate a minority of malicious servers. Each untrusted server in the network acts as a state machine replica that starts from a fixed initial state. Following SMR, every non-malicious server that begins with the same initial state and processes the same blocks of transactions, arrives at the same final system state. Public blockchains rely on this non-malicious quorum to serve the correct system state after processing the transactions in the blockchain.

Consensus. In public blockchains, servers that create new blocks and extend the blockchain (termed miners) can also be malicious. As a result, public blockchains rely on consensus protocols like Proof-of-Work (PoW) [38] to maintain their correctness and liveness. Broadly, PoW ensures that miners create a new block (roughly once every 12 seconds) only after a majority (about 95%) of the servers in the network receive and process the previous block [72]. This rate limit avoids forking of the blockchain, *i.e.*, it restrains multiple miners from creating new blocks on top of different previous blocks. Thus, PoW prevents forks that ambiguate the latest system state or halt its progress, maintaining the security and liveness of public blockchains.

The quest for higher throughput. As PoW limits the block creation rate, it significantly reduces the throughput of blockchains. PoW typically allows servers to receive newer blocks after they process the previous block. As the system state increases over

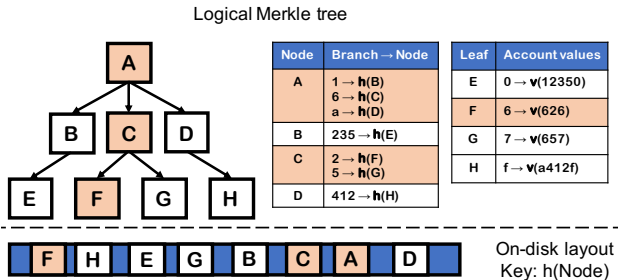


Figure 2: Merkle Patricia Trie. Reading the account of an address 626, for example, would require reading node A, traversing branch 6, and looking up C using $h(C)$. Then, traversing branch 2 and looking up F using $h(F)$. Notice that the nodes in the MPT at random locations on disk.

time, servers take more time to process a new block of transactions, further slowing down public blockchains. There has been active research on increase the throughput of public blockchains by sharding the blockchain [44, 50, 74, 84] or with alternatives for PoW [7, 33, 35, 51, 55]. Our work RAINBLOCK increases the throughput of public blockchains by reducing the time taken to process a single transaction and enabling larger blocks without changing the block creation rate. RAINBLOCK proposes a new architecture for public blockchains and relies on the DSM-TREE data structure to efficiently handle the increasing system state over time.

2.2 Merkle Trees

In public blockchains, with untrusted servers maintaining the system state, users cannot trust the data they receive from such servers. Many public blockchains [4, 20, 37] use *authenticated data structures* such as Merkle trees [53] to prove that this data is correct.

State authentication. With authenticated data structures, users can read data along with proofs (called witnesses) from untrusted servers. These witnesses allow users to verify if the data is correct and if it belongs to the latest snapshot of the system state. Similarly, new servers can request the system state from an untrusted server and verify its correctness, without having to reconstruct it locally by replaying the entire blockchain.

Merkle tree. To authenticate the system state, a public blockchain like Ethereum [4] relies on a variant of the Merkle tree called the Merkle Patricia trie (MPT) [14]. In Ethereum, the system state is a key-value mapping from unique addresses to user accounts. The MPT stores these accounts in the leaf nodes and indexes them with their addresses, as shown in Figure-2. In this paper, we use the terms MPT and Merkle tree interchangeably.

Merkle root. In a Merkle tree, every non-leaf node stores the cryptographic hashes of all its children. Thus, the hash of the root node, called the Merkle root, hashes of all the values in the system state, effectively summarizing a snapshot of the system state. In Ethereum, as the system state changes with every new block of transactions, each block stores a Merkle root. The Merkle root in each block represents the expected system state after executing all the transactions in that block.

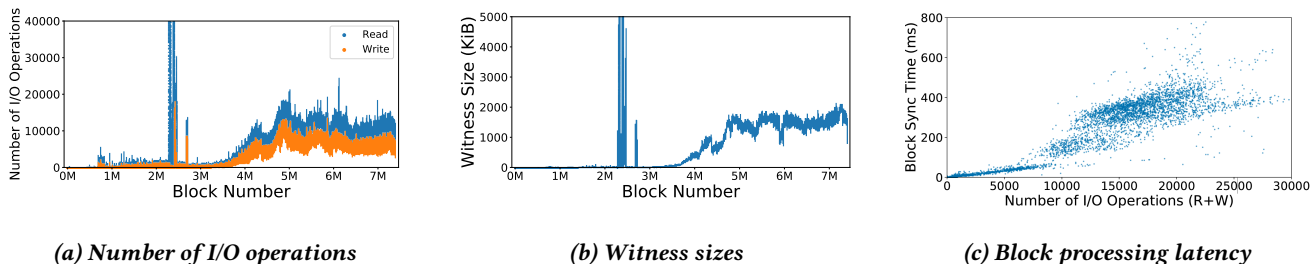


Figure 3: Overheads of the MPT. This figure highlights the I/O bottleneck due to Merkle trees. (a) First, it shows the number of IO operations performed per block. (b) Then, measures the size of witnesses (represents the amount of data read) per block. (c) Finally, it shows the increase in block processing time with the increasing number of I/O operations (I/O bottleneck).

Merkle proof or witness. Witnesses allow users to identify stale or incorrect data from untrusted servers. A witness is a vertical path in the Merkle tree and has all the nodes from the root to the leaf storing the data. To verify the data, users recompute a Merkle root locally using its witness and cross-check if that Merkle root matches with the Merkle root published in the latest block. A Merkle root mismatch indicates that the data is stale or incorrect.

3 MOTIVATION

We empirically show that public blockchains that use Merkle trees to store their system state suffer from I/O bottlenecks in transaction processing. We also discuss a few strawman solutions and their drawbacks for motivating our work.

3.1 I/O Bottlenecks

Processing a transaction involves reading and updating multiple values in the system state. In public blockchains, once a server receives a new block, it processes the transactions and also verifies if its Merkle root matches the Merkle root in that block. We study the I/O bottlenecks in transaction processing using Ethereum.

The I/O bottleneck in Ethereum arises from two sources. First, reading or writing nodes of the Merkle tree generates many random I/Os in a pointer-chasing fashion (that prevents pre-fetching). Second, the Ethereum Merkle tree is stored on-disk using the RocksDB key-value [13] that has inherent I/O amplification [62, 63].

Empirical study. We use Parity 2.2.11 [10], a popular Ethereum blockchain client, for studying the I/O bottleneck and I/O amplification from Merkle trees. We use Parity to initialize a new server that joins the Ethereum network, and replays the blockchain (until 7.3 Million blocks) to measure various costs. We analyze the performance impact of the Merkle tree in terms of the number of I/O operations performed and witness sizes. We also study the data structure’s effect on the block processing time.

Number of I/O operations. For processing a single block with around 100 transactions, Ethereum requires performing more than 10K random I/O operations (two orders of difference). Most of these I/O operations are performed for reading and updating the Merkle tree. Figure-3(a) shows the number of I/O operations incurred per block while processing the first 7.3 Million block of transactions. This result shows the combined overheads from the Merkle tree and its on-disk layout using RocksDB.

Witness sizes. Witness sizes represent the amount of data read and modified per block while reading and updating paths in the Merkle tree. In Ethereum, which uses secure 256-bit cryptographic hashes, the witness size of a single 100 byte user account (or value) can be above 4 KB, showing a 40-60× overhead. The witness size also increases as the total data in the Ethereum state increases, as shown in Figure-3(b).

Block processing time. We measure the time taken to process each block, *i.e.*, executing the transactions in that block, and verifying if the resultant local Merkle root matches with the Merkle root in that block. Thus, the block processing time is affected by the I/O overheads from Merkle trees. For example, processing an Ethereum block with about 100 transactions takes hundreds of milliseconds even on a datacenter-grade NVMe SSD. Overall, Figure 3 (c) shows the direct correlation between the time taken to sync or process Ethereum blocks against the number of IO operations required, indicating the effect of I/O bottlenecks on block processing time.

Summary. Merkle trees and their on-disk key-value layout introduces significant I/O overheads that directly impact the block processing time. Notice that our results are optimistic estimates, as we use a datacenter-grade NVMe SSD which is probably much better hardware than that available at an average untrusted server in the network. In Figure-3 (a) and (b), the spikes are the result of a DDOS attack [76] on the Ethereum’s state, which creates dummy user accounts to increase the values in the Merkle tree and thereby increases the number of I/O operations and witness sizes. Finally, these overheads will increase as the system state increases and, as of April 1, 2019 [15], the Ethereum state is already above 200 GB. Although we analyze Ethereum and MPT in this study, our analysis is generally applicable to other authenticated data structures and blockchain systems. The I/O bottlenecks from authenticated dynamic dictionaries [65] are also seen in multi-token blockchain systems such as the Nxt cryptocurrency [nxt] [20].

3.2 Strawman Solutions

Storing state in memory. Can every server store the entire state in memory to eliminate the I/O bottlenecks? This would not work as public blockchains seek to allow commodity servers to join their networks for increasing decentralization. If servers need to have 100s of GB of DRAM to join the public blockchain network, it decreases decentralization. Such a solution cannot be adopted.

Increase block size. Can we keep the current block creation rate and simply increase the number of transactions in each block? This would not work since block creation rate in PoW blockchains depends upon block processing times; with more transactions, block processing time would increase, resulting in lower block creation rate or causing forks that compromise security and liveness.

Alternative consensus protocols. Tackling the I/O bottlenecks in transaction processing is orthogonal to the underlying consensus protocol. Even with alternative consensus protocols that release new blocks of transactions at a much higher rate, as transaction processing happens in the critical path, I/O bottlenecks will continue to limit the throughput [79].

Thus, we need a mechanism to eliminate the I/O bottlenecks in transaction processing. RAINBLOCK achieves this goal with a new architecture and a novel authenticated data structure DSM-TREE. With faster transaction processing, RAINBLOCK enables larger blocks *without* changing the block creation rate. Thus, RAINBLOCK increases the throughput of public blockchains without compromising their security or liveness and without diluting their decentralization.

4 RAINBLOCK

RAINBLOCK aims to achieve the following goals simultaneously:

- High transaction throughput
- Scalability with increasing system state and number of users
- Support for Turing-complete smart contracts [69]
- The same degree of decentralization and security as Ethereum

Achieving these goals simultaneously in public blockchains is challenging. For example, achieving higher throughput by assuming large amounts of DRAM at every participating server reduces decentralization as only specific servers can participate.

RAINBLOCK proposes a new architecture for public blockchains that achieves all these goals. RAINBLOCK delivers high throughput by tackling the I/O bottleneck on two fronts. RAINBLOCK avoids I/O in the critical path using *prefetching clients* and reduces I/O amplification using the novel DSM-TREE. We now illustrate the RAINBLOCK architecture and how it achieves scalability and supports smart contracts, without compromising on decentralization or security.

4.1 High-Level Design

In this section, we buildup the design of RAINBLOCK. We start with the problems that our study on Ethereum highlights. We discuss how RAINBLOCK solves these problems and the resulting challenges.

4.1.1 Problem-I: I/O amplification from storing Merkle trees in key-value stores. Ethereum stores system state in a Merkle tree [14], and persists it using the RocksDB [13] key-value store. Traversing such a Merkle tree requires looking up nodes using their hashes. Hashing is computationally expensive and results in the nodes of the tree being distributed to random locations on storage. As a result, traversing the Merkle tree to read a leaf value requires several random read operations. The log-structured merge tree [57] that underlies RocksDB results in additional I/O amplification [62, 63].

Solution: store state in an optimized in-memory representation. RAINBLOCK introduces an in-memory version of the Merkle tree. Persisting the data is done via a write-ahead log and checkpoints.

Traversing the Merkle tree is *decoupled* from hashing; obtaining the next node in the tree is a simple pointer dereference. RAINBLOCK introduces a technique termed *lazy hash resolution*: when a leaf node is updated in a Merkle tree, all the nodes from the leaf to the root need to be re-hashed; RAINBLOCK defers the re-hashing until the nodes are actually read. Lazy hash resolution is effective since hashing requires serializing the node contents [12]; thus, lazily hashing the nodes saves both hashing and serialization operations. Note that simply running RocksDB in memory would not be effective: the hashing and serialization would still add significant overhead.

4.1.2 Resulting challenge: Tackling Scalability and Decentralization. Simply keeping the Merkle tree in memory does not achieve the goals of RAINBLOCK. As the blockchain grows, the amount of state in the Merkle tree will increase; soon, a single server's DRAM will not be sufficient. Furthermore, for maintaining decentralization, we cannot require servers to have significant amount of DRAM.

Solution: decouple storage from servers and shard the state. RAINBLOCK solves this problem using separate storage nodes. RAINBLOCK shards the Merkle tree into subtrees such that each subtree fits in the memory of a storage node. As the amount of data in the blockchain increases, RAINBLOCK increases the number of shards. In this manner, RAINBLOCK scales with commodity servers and storage nodes without diluting the decentralization.

4.1.3 Problem-II: Miners perform I/O in the critical path. On receiving a new block, miners in Ethereum process its transactions by traversing and updating the Merkle tree in RocksDB (causing random I/O on storage) and verifying if their Merkle root matches the Merkle root in the block. Only then can the miner process the next block of transactions. Thus, transaction processing includes performing slow I/O operations in the critical path; and the transactions are processed one at a time.

Solution: decouple I/O and transaction execution. RAINBLOCK solves this problem by removing the burden of doing I/O from the miners. RAINBLOCK introduces *prefetching clients* (clients) that prefetch data and witnesses from the storage nodes and submit them to the miners. Miners use this information to execute transactions without performing I/O and asynchronously update the storage nodes. Since transaction processing now becomes a pure CPU operation, it is significantly faster. This architecture also increases parallelism as multiple clients can be prefetching data for different transactions at the same time.

4.1.4 Resulting challenge: Prefetching I/O for smart contracts. One challenge with clients prefetching data for transactions is that some transactions invoke smart contracts. Smart contracts are Turing-complete programs that may execute arbitrary code. Thus, how does the client know what data to prefetch?

Solution: pre-execute transactions to get their read and write sets. RAINBLOCK solves this problem by having the clients pre-execute the transactions. As part of this execution, the clients read data and witnesses from the storage nodes. One challenge is that the pre-execution may have different results than when the miner executes the transactions (e.g., the smart contract may execute different code based on the block which it appears in). We will describe

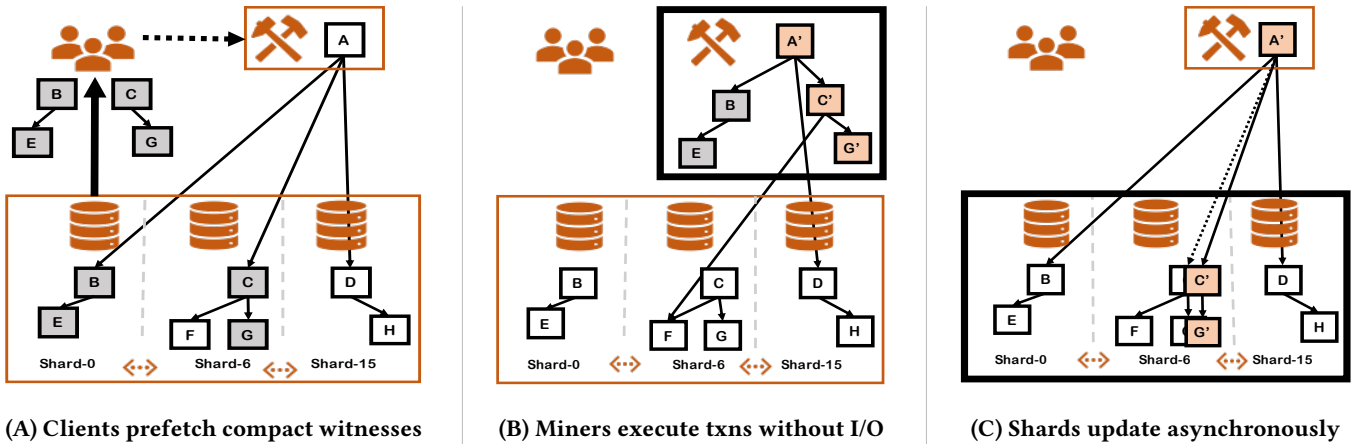


Figure 4: RAINBLOCK architecture. RAINBLOCK processing a Txn that reads and updates accounts in two shards that are along the paths ABE and ACG . (A) Clients prefetch compact witnesses BE and CG from storage nodes and submit to miners. (B) Miners verify and use these witnesses to execute Txn against their top layer, and later update storage nodes. (C) Storage nodes verify updates from miners and asynchronously update their bottom layer, creating a new version for the modified account $A'C'G'$.

how clients handle smart contracts correctly despite stale data from pre-execution (§4.3).

4.1.5 Resulting challenge: Consistency in the face of concurrency. Another challenge that arises due to the RAINBLOCK architecture is consistency. Multiple clients are reading from the storage nodes, and multiple miners are updating them in parallel. Using locks or other similar mechanisms will reduce concurrency and throughput.

Solution: store system state in the two-layer, multi-versioned DSM-TREE. The DSM-TREE is an in-memory, sharded, multi-versioned Merkle tree. RAINBLOCK uses DSM-TREE to store the system state. The DSM-TREE has two layers:

- The *bottom layer* is sharded across the storage nodes and contains multiple versions. Every write causes a new version to be created in a copy-on-write manner; there are no in-place updates. As a result, concurrent updates from miners simply create new versions and do not conflict with each other. When a fork of the blockchain is discarded, the bottom layer garbage collects the associated versions.
- The *top layer* represents a consistent version of the tree. Each miner has a top layer that is private to the miner. The miner executes all transactions against the data and witnesses in its top layer. New versions being created in the bottom layer do not affect the version in the top layer, ensuring consistency.

4.1.6 Resulting challenge: RAINBLOCK has higher network traffic. Finally, the architecture of RAINBLOCK trades local disk I/O for remote network I/O. As a result, RAINBLOCK results in more network utilization, and the network bandwidth may become the bottleneck.

Solution: RAINBLOCK reduces network I/O via deduplication and the synergy between the DSM-TREE layers. RAINBLOCK uses multiple optimizations to reduce network I/O. First, the bottom and top layer of DSM-TREE collaborate with each other; when the bottom layer sends witnesses to the top layer, it will skip sending nodes of the Merkle tree that are known to be present at the top layer.

We term this *witness compaction*. Second, when any component of RAINBLOCK sends witnesses over the network, it will batch witnesses and perform deduplication to ensure only a single copy of each Merkle tree node is sent. We term this *node bagging*. Finally, miners send logical updates to storage nodes rather than physical updates as logical updates are smaller in size.

4.2 Architecture

We now describe the RAINBLOCK architecture in detail.

Overview. RAINBLOCK introduces three kinds of participating entities: *prefetching clients* (clients), *miners*, and *storage nodes*. Users send transactions to clients. Clients pre-execute these transactions and prefetch data and witnesses from storage nodes. Clients submit transactions and the prefetched information to miners, Figure-4(a). Miners are responsible for creating new blocks of transactions and extending the blockchain; each miner maintains a private copy of the top layer of the DSM-TREE. Miners use the submitted information to execute these transactions against their top layer, Figure-4(b); and do not perform I/O in the common case. Finally, miners create a new block, gossip it to other miners, and update the storage nodes. Storage nodes are responsible for maintaining and serving the system state. They use the multi-versioned bottom layer of the DSM-TREE to provide consistent data to clients while handling concurrent updates from miners. Storage nodes asynchronously update the bottom layer of the DSM-TREE, Figure-4(c).

The Life of a Transaction in RAINBLOCK. We now describe the various actions that take place from the time a transaction is submitted, to when it becomes part of the blockchain.

- (1) A user submits the transaction (tx) to a client.
- (2) The client will pre-execute the transaction, reading data and witnesses from storage nodes
- (3) The client will optimize the witnesses before sending them over the network using node bagging

```

1: function MIXGENES(mGenes, sGenes, curBlock)
2:   uint256 randomN ← curBlock.blockHash
3:   randomN ← KeccakHash(randomN, curBlock)
4:   MemoryAry babyGenes ← mix(mGenes, sGenes, randomN)
5:   return babyGenes

```

Figure 5: Indeterminate contract values do not affect pre-fetching. Pseudocode of CryptoKitties `mixGenes` function. It makes repeated calls to `curBlock`. Although client substitutes it with a speculative value, it doesn't affect witness prefetching because these numbers only affect *written* values.

- (4) The client will submit the transaction, data, and optimized witnesses (node bags) to miner
- (5) The miner will verify these node bags and advertise them to other miners
- (6) The miner will execute tx using witnesses + top layer of the DSM-TREE. The miner does not need to perform any I/O
- (7) The miner creates the new block, and sends it to other miners
- (8) The miner sends new block + updates to storage nodes as logical operations (e.g., $A \rightarrow A'$) with new Merkle root
- (9) The storage nodes verify if block is valid (proof of work check), log updates, return successful to miner
- (10) The storage nodes apply the updates and verify them (based on provided Merkle root)
- (11) The other miners verify the block using their top layer and node bags without any I/O, and gossip to other miners
- (12) The tx is added to the blockchain when its block is processed by majority of miners

4.3 Speculative Pre-Execution by Clients

In RAINBLOCK, clients read all the witnesses required for executing a transaction from storage nodes. These transactions can be simple or can call smart contracts. Since smart contracts are Turing-complete, it is not known a priori what locations they will access. RAINBLOCK clients handle this by *speculatively* pre-executing the smart contract to obtain the data that is read or modified by the smart contract.

Speculative pre-execution. Smart contracts can use the timestamp, or block number of the block in which they appear, during their execution at the miner. These values are not known yet during their pre-execution at the clients. As a result, clients speculatively return a guess while pre-executing the contract. Our analysis of Ethereum contracts shows that despite providing estimated values, clients still successfully prefetch the correct witnesses and node bags. For example, the CryptoKitties `mixGenes` function as shown in Figure 5 repeatedly references the current block number and its hash. Since these numbers are only used to generate randomness of *written* values in the function, substituting inaccurate values does not affect the witnesses that are pre-fetched.

Stale data. We make a similar observation that clients can pre-execute with *stale* data and still prefetch the correct node bags. For example, the CryptoKitties `giveBirth` function is a *fixed-address* contract, where the addresses read (loads from the `kitties` array) only depend on the inputs from the message call. To deal with rare variable-address contracts, the miner may asynchronously read from a storage node after the transaction is submitted. Even in these

cases, the client will have retrieved some of the correct witnesses required for the transaction (e.g., the `to` and `from` accounts).

Benefits from pre-executing clients. One of the main advantages of the speculatively pre-executing client is that it can filter out transactions that miners would abort. Contrast this with the Ethereum blockchain, in which aborted transactions are no-ops, but still take up valuable space in the public ledger. In RAINBLOCK, clients can prevent miners from spending valuable cycles executing transactions that will be eventually aborted. The tradeoff is that staleness might cause clients to abort transactions conservatively. If users believe that a client incorrectly aborted their transaction, they can send it to other clients or prefetch the witnesses themselves.

4.4 Benefits

In summary, RAINBLOCK achieves high throughput by reducing I/O amplification (using DSM-TREE to scalably store the system state) and eliminating I/O bottlenecks (using clients to decouple I/O from transaction execution). Thus, RAINBLOCK increases the transaction processing rate at miners without assuming any hardware limits on them. With faster transaction processing, RAINBLOCK allows miners to pack more transactions per block without impacting the underlying PoW consensus (RAINBLOCK does not impact block creation rate). Thus, RAINBLOCK achieves high throughput without compromising the security or decentralization of public blockchains.

The RAINBLOCK architecture has many additional benefits:

- Every component is typically visited once for processing a transaction, presenting an efficient architecture for public blockchains.
- RAINBLOCK can scale with increasing transaction load (by increasing number of clients) and with increasing system state (by increasing number of storage shards).
- Clients can execute read-only transactions bypassing miners.
- RAINBLOCK supports transactions on the sharded system state without requiring locking or additional coordination among clients and miners.
- RAINBLOCK does not assume trust between any of the components.

5 DSM-TREE

The Distributed, Sharded Merkle Tree (DSM-TREE) is an in-memory, multi-versioned, sharded variant of the Merkle tree. The DSM-TREE has two layers; we first present the common in-memory representation, then describe each layer in turn, and then discuss how the layers collaborate and their trade-offs in different configurations.

5.1 In-Memory Representation

DSM-TREE uses an efficient in-memory representation of the Merkle tree. Tree traversal is decoupled from hashing; traversing the Merkle tree is done by dereferencing pointers; in contrast, Ethereum's Merkle tree has to perform expensive cryptographic hashing to find the next node during traversal. DSM-TREE uses periodic checkpoints for persisting the data. The checkpoints are only used to reconstruct the in-memory data structure in case of failures; reads are always served from memory.

Lazy Hash Resolution. When a leaf node in a Merkle tree is updated, hashes of nodes from the leaf to the root need to be recomputed. DSM-TREE defers doing this recomputation until a node

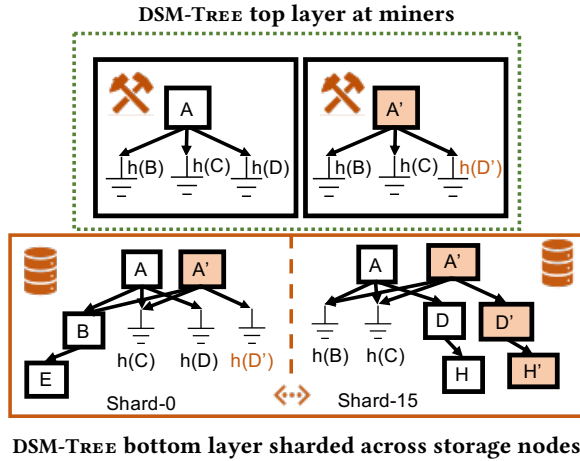


Figure 6: DSM-TREE design in RAINBLOCK. This figure shows the two-layered DSM-TREE where miners have their private copy of the top layer for consistency and the bottom layer is sharded for scalability.

is actually read. This makes writes efficient as only the leaf node has to be updated in the critical path. Recomputing hashes is expensive as nodes have to be serialized before being hashed; as a result, lazy hash resolution improves performance significantly by saving expensive hashing and serialization operations [12].

5.2 Bottom Layer

The bottom layer of the DSM-TREE consists of a number of shards. Each shard is a vertical subtree of the merkle tree, stored in DRAM. The bottom layer supports multiple versions to allow concurrent updates to the DSM-TREE, as shown in Figure-6. The bottom layer has a write-ahead log to persist logical updates.

Multi-versioning. Each write to the bottom layer creates a new version of the tree. There are no in-place updates. This versioning is required as miners may submit multiple blocks concurrently that potentially conflict with each other; the bottom layer creates a new version for each write. It creates versions only for the modified data in a copy-on-write manner. Thus, writes never conflict with each other, and DSM-TREE does not require locking or additional coordination among miners or clients.

Garbage collection. Garbage collection of versions is driven by the higher-level blockchain semantics. When multiple miners are working on competing forks of the blockchain, multiple versions are maintained. Eventually, one of the forks is accepted as the mainline fork, and the others are discarded (and their associated versions are garbage collected by the bottom layer of the DSM-TREE).

5.3 Top Layer

Given that the bottom layer maintains multiple versions across multiple shards, we need a way for miners to access data in a consistent fashion. The top layer provides this mechanism.

Each miner has a private top layer. The top layer contains the first few levels of the Merkle tree, till a configurable retention level (r). The top layer has the Merkle root node that summarizes the entire system state, and presents a consistent snapshot of the system state. Miner executes transactions against this snapshot; all reads return values from this snapshot of the system.

As the miner executes transactions, their top layer is updated, switching to a different consistent view of the system state, as shown in Figure-6. The changes in the top layer’s Merkle tree will also be reflected in the bottom layer’s storage shards after the miner sends logical updates to the storage nodes.

Caching and Pruning. The top layer acts as an in-memory cache of witnesses for the miners. By design, the top layer stores the recently used and the frequently changing parts of the Merkle tree. The top layer receives witnesses (or paths of the Merkle tree) from the prefetching clients. The top layer uses the node bags from the clients to reconstruct a *partial* Merkle tree that allows miners to execute transactions, typically without performing I/O from the bottom layer. The top layer also supports pruning the partial Merkle tree to help miners reclaim memory. Pruning replaces the nodes at the retention level ($r + 1$) with *Hash nodes*. Hash nodes also help miners to identify the DSM-TREE shard which has pruned nodes.

Witness Revision. In RAINBLOCK, the bottom layers of the DSM-TREE update asynchronously. Therefore, the top layer (miner) may receive stale witnesses from the bottom layer (prefetching clients). DSM-TREE introduces a new technique termed *witness revision* to tolerate stale witnesses. A witness is determined to be stale or incorrect because the Merkle root in the witness doesn’t match the top layer’s Merkle root. However, this could happen because of an *unrelated update* to another part of the Merkle tree. The top layer detects when this happens, and *revises* the witness to make it current. If the Merkle root matches now, then the witness is accepted. Witness revision is similar to doing `git push` (trying to upload your changes), finding out something else in the repository has changed, doing a `git pull` (obtaining the changes in the repository) to merge changes, and then doing a `git push`. With witness revision, the top layer tolerates stale data from the bottom layer and allows miners to execute non-conflicting transactions that would otherwise get rejected. Note that, witness revision cannot revise every potential stale witnesses. If the top layers are pruned aggressively, the top layer may have insufficient information to detect if the changes are from an unrelated part of the Merkle tree.

5.4 Synergy among the layers

The top and bottom layers collaborate to reduce network traffic. We also briefly discuss the potential DSM-TREE configurations with r (retention at the top layer) and c (compaction level at the bottom layer), and the tradeoffs involved.

Witness compaction. As the top layer of the DSM-TREE stores the top levels of the Merkle tree, the storage nodes do not need to send a full witness. Like the configurable retention level at the top layer r , the bottom layer has a configurable compaction level, c . Only nodes below the compaction level (compact witnesses) are sent in node bags, after deduplicating nodes across witnesses, reducing the network burden of transmitting witnesses.

Configurations. The DSM-TREE is configurable to operate entirely from local memory without any network overhead, or just from remote memory with high network utilization. For example, if the top layer of the DSM-TREE has $r = \infty$, then the top layer caches the entire Merkle tree and is fully served from local memory. Similarly, if the bottom layer has $c = 0$, then un-compacted witnesses are sent over the network and accessed entirely from remote memory. Thus, DSM-TREE provides a unique (and flexible) point in the design spectrum of distributed, in-memory, authenticated data structures.

Tradeoffs. In a Merkle tree that has n levels, any DSM-TREE configuration that satisfies $c \geq (n - r)$ allows the top layer to use compacted witnesses from the bottom layer. Note that having a higher r results in a lower number of transaction aborts, as the top layer has more information to detect non-conflicting updates and perform witness revision. Therefore in RAINBLOCK, ideally, the top layers should set r based on the amount of memory available. Pruning the top layer should only be done under memory pressure.

5.5 Summary

In summary, the DSM-TREE is a novel variant of the Merkle tree modified for faster transaction processing in public blockchains. It uses an efficient in-memory representation to reduce I/O amplification, multi-versioning to handle concurrent updates, and the Merkle root in the top layer to provide a consistent view of the system state. DSM-TREE presents a new point in the design space of authenticated data structures. The top layer exploits the cache-friendliness of the Merkle tree, while the sharded bottom layer relies on the fact that witness creation only requires a vertical slice of the tree. While the DSM-TREE is exclusively used with RAINBLOCK in this paper, it can be easily modified to work with other blockchains.

6 DISCUSSION

We now discuss the trust assumptions, incentives, security, and limitations of the RAINBLOCK architecture.

Trust Assumptions. In keeping with existing public blockchains, RAINBLOCK **does not require trust** between any of its components. Miners operate without trusting the clients or the storage nodes by re-executing transactions and verifying the data they receive. Clients operate without trusting the storage nodes and miners, as clients verify their reads from storage nodes, and can verify the block produced by a miner. Finally, storage nodes also operate without trusting miners, as they can verify updates from miners.

Incentives. We sketch a possible incentive model here. A more rigorous analysis would require game-theoretic and economic models, which are beyond the scope of this paper. Users can prefetch data from the storage nodes themselves or pay clients. Users, clients, and miners pay the storage nodes for reading authenticated data. Miners get paid for mining a new block of transactions through block rewards. Every RAINBLOCK component can detect misbehaving entities and blacklist them, incentivizing correct behavior.

Security. RAINBLOCK provides the same security guarantees as Ethereum, as it does not change the consensus protocol (Proof of Work) or trust assumptions between participating servers. Further, RAINBLOCK does not impact the block creation rate by packing more transactions into each block.

Limitations. RAINBLOCK trades local storage I/O for network I/O, so the network may become a bottleneck. RAINBLOCK recognizes this risk and uses multiple techniques such as witness compaction and node bagging to reduce network traffic.

7 IMPLEMENTATION

We implement RAINBLOCK and DSM-TREE in Typescript, targeting node.js. The miners and storage nodes use the DSM-TREE as a library. The performance critical portions of the code, such as secp256kp1 key functions for signing transactions and generating keccak hashes, are written as C++ node.js bindings. To execute smart contracts, we implement bindings for the Ethereum Virtual Machine Connector interface (EVMC) and use Hera (v0.2.2). Hera can run contracts implemented using Ethereum flavored WebAssembly (ewasm) or EVMC1 bytecode through transcompilation. Our speculative pre-executing client is implemented in C++. The DSM-TREE and RAINBLOCK implementations, together 15K lines of code, is open source and available on GitHub¹. Our current implementation of storage nodes assumes a 16-way sharded Merkle Patricia tree by default. It supports a configurable number of shards.

8 EVALUATION

In this section, we evaluate the performance of DSM-TREES and RAINBLOCK. We seek to answer the following questions:

- (1) What is the performance of the DSM-TREE for various operations on a single node? (Section-8.2)
- (2) How does the size of the DSM-TREE cache impact the witness sizes, memory overhead, and rate of transaction aborts in RAINBLOCK? (Section-8.3)
- (3) What is the performance of RAINBLOCK on various end-to-end workloads that characterize the Ethereum public blockchain? (Section-8.4)

8.1 Experimental Setup

We run the experiments in a cloud environment on instances which are similar to the m4.2xlarge instance available on Amazon EC2 with 32GB of RAM and 48 threads per node. We use Ubuntu 18.04.02 LTS, and node.js v11.14.0. For the end-to-end benchmarks, each storage node, miner, and client is deployed on its own instance.

8.2 Evaluating DSM-TREE on a single node

First, we evaluate the DSM-Tree running on a single node. This tests the performance of the optimized in-memory representation of DSM-TREE. We measure the throughput of point put and get operations for a variety of tree sizes against the state-of-the-art Ethereum MPT. Point put operations create or update a key-value pair and get operation returns the value and witness for a key.

To make a fair comparison, we compare DSM-TREE with the in-memory implementation of Ethereum MPT [8]. The in-memory Ethereum MPT uses memdown [9], an in-memory key-value store built on a red-black tree. We are comparing an in-memory MPT that uses the key-value representation to the in-memory DSM-TREE. The difference in performance comes from the in-memory design

¹<https://github.com/RainBlock>

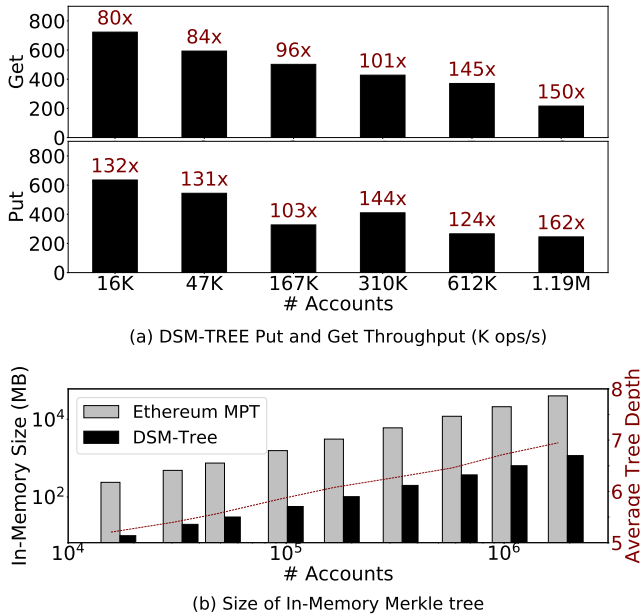


Figure 7: Performance of DSM-Tree on a single node. (a) The figure shows the absolute put and get throughput of DSM-TREES. Throughput relative to the Ethereum MPT is shown on the bars. As the number of accounts increase, DSM-TREE throughput increases relative to Ethereum MPT. (b) This figure shows the memory used by DSM-TREE and Ethereum MPT across varying number of accounts. The trend line captures the height of the MPT. DSM-TREES are orders of magnitude more memory-efficient than Ethereum MPT. Note the log scale on the axes.

and optimizations in DSM-TREES, and not due to different storage media.

We dump the Ethereum world state every 100K blocks until 4M blocks and use it to micro-benchmark DSM-TREES; every key in these benchmarks is a 160-bit Ethereum address and values are RLP-encoded Ethereum accounts [12].

Gets. DSM-TREES with 1.19M accounts, obtain a get throughput of $\approx 216\text{K ops/s}$, that is **150x** the throughput of Ethereum MPT. The main reason for the DSM-TREE’s better performance is the use of in-memory pointers. To fetch a node, the DSM-TREE simply needs to follow a path of in-memory pointers to the leaf node. On the other hand, walking down a tree path means looking up the value (node) at a particular hash for each node in the Ethereum MPT. Even though this database is in-memory, looking up values in an in-memory key-value map is still more expensive than a few pointer lookups. Furthermore, the larger the world state, the better DSM-TREE’s in-memory Merkle tree performs over the Ethereum MPT. This is simply because the larger the state, the taller the tree, so the more nodes on the path to a leaf, see Figure 7 (a).

Puts. DSM-TREES with 1.19M accounts obtain a put throughput of $\approx 245\text{K ops/s}$, that is **160x** the throughput of Ethereum MPT. Due to lazy hash resolution, a put does not need to adjust any values

in the path from the leaf to the root; in contrast, every node in the path has to be updated in the Ethereum MPT. put throughput in the DSM-TREE is more than two orders of magnitude higher than in the Ethereum MPT.

Tree Size. Figure 7 (b) shows that DSM-TREES are significantly smaller than Ethereum MPTs when the same number of accounts are stored. With 1.19M accounts, the Ethereum MPT consumes $\approx 26021\text{MB}$ and DSM-TREES consume $\approx 775\text{MB}$, using **34x** lesser memory. The primary reason for this is the efficient in-memory representation of DSM-TREES. Ethereum MPT is not-memory efficient as it uses 32-byte hashes as pointers and relies on memdown [9] to store the flattened MPT as key-value pairs. The significantly reduced size of the DSM-TREE, along with sharding, enables DSM-TREES to be stored entirely in memory, eliminating the IO bottleneck.

Lazy hash resolution. We run an experiment where we trigger a root hash calculation after every N write (put or delete) operations. As N increases, the performance of DSM-TREE write operations also increases. At $N = 1000$ (the root hash is read every 1000 writes), DSM-TREE is 4–5x faster than Ethereum MPT. Since the root hash calculation is expensive (requiring RLP serialization of nodes), performing it even once every 1000 writes reduces DSM-TREE performance from 150x Ethereum MPT performance to 5x.

8.3 Impact of cache size

Next, we evaluate the performance of the distributed version of the DSM-TREE when the cache size (retention level of the top layer) is changed. Pruning the cache reduces memory consumption but results in larger witnesses being transmitted, and more transactions being aborted due to insufficient witness caching. We evaluate these effects.

Memory consumption. We evaluate the reduction in the application memory utilized, from pruning the DSM-TREE cache, across varying cache sizes r . Figure 8 (a) shows that lower r will result in higher memory savings, with a tree of depth five consuming only 40% of the memory consumed by the full tree. However, this means that either 1) DSM-TREE shards will have to provide larger witnesses or 2) the application will experience a higher abort rate due to insufficient witness caching.

Witness Compaction. DSM-TREES transmit compact witnesses which include only the un-cached parts of the witness. DSM-TREES employ node-bagging where they combine multiple witnesses and eliminate duplicate nodes. Figure 8 (b) shows the reduction in witness size due to node bagging and witness compaction, based on the height of the cached tree r . Witness compaction and node bagging together reduce witness sizes by up-to **95%** of their original size.

Transactions. Pruning the cache discards cached witnesses. Since transactions abort if the witnesses are not cached, this increases the abort rate. To study the effect of varying the cache size on transaction abort rate, we use RAINBLOCK with 16 storage nodes, 1 miner, and enough clients to saturate the miner. Transactions are generated by selecting two random accounts from a set of N accounts. Figure 8 (c) shows that the transaction abort rate is dependent on two factors: the DSM-TREE cache retention level, and the number of accounts. In particular, increasing r reduces the transaction abort rate. More importantly, with large number of accounts

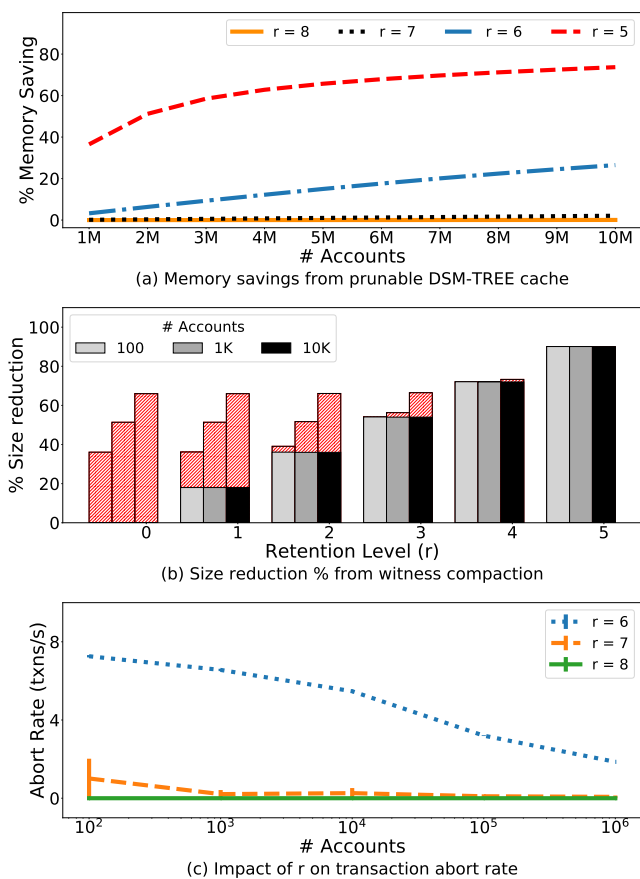


Figure 8: Tuning DSM-TREE Cache Retention r . (a) This figure shows that the caching fewer levels in the cache leads to higher memory savings (compared to storing the full tree in memory). We do not report the memory savings of higher values of r as they were negligible. (b) The figure shows the reduction in witness size due to combining witnesses and eliminating duplicates (red striped bar) and due to witness compaction (solid bar). (c) The figure shows the impact of r (height of cached tree) on transaction abort rate. Higher r results in lower number of transaction aborts. Abort rate decreases with fixed r as the total number of accounts N increases, because this reduces the probability that transaction will involve accounts that conflict at the pruned levels.

N , the contention on Merkle tree nodes reduces, reducing the abort rate for fixed a r , making DSM-TREES practical for application with low available memory.

8.4 End-to-End Blockchain Workloads

Finally, we evaluate the end-to-end performance of RAINBLOCK against synthetically generated workloads that mirror transactions on the Ethereum public *mainnet* blockchain.

Challenges. Since Ethereum transactions are signed, the public transactions are not conducive to experiments: we cannot change transaction data or the source accounts, because we do not have the

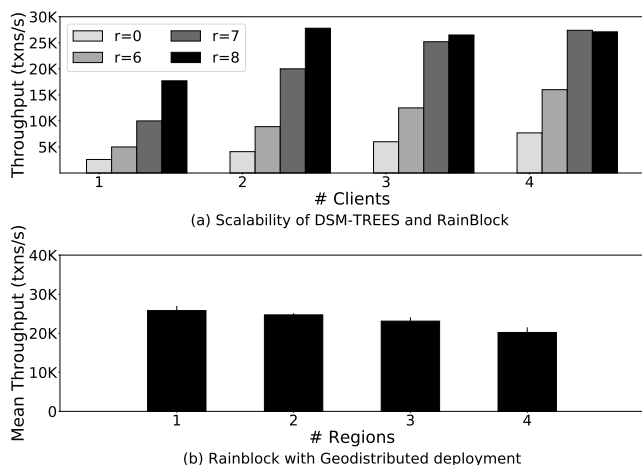


Figure 9: End-to-End Blockchain Workloads. (a) The figure shows the scalability of DSM-TREES in RAINBLOCK with increasing number of clients and varying cache retention levels (r). The workload used in the experiment is representative of the account distributions in Ethereum transactions. Miners in RAINBLOCK can process about 30K tps with 4 clients each, when configured at $r = 7$. (b) This figure shows the overall throughput of RAINBLOCK in a geodistributed deployment. Miners at $r = 8$ can process about 20K tps using 4 clients each, when communicating with the DSM-Tree across WAN.

secp256k1 private key. Since RAINBLOCK runs transactions at a much higher rate than Ethereum, we quickly run into state mismatch errors, and eventually, exhaust the available transactions.

To tackle this challenge, we analyze the public blockchain to extract salient features, and develop a *synthetic workload generator* which generates accounts with private keys we control so our clients can run and submit signed transactions.

Synthetic Workload Generator. We analyze the transactions in the Ethereum mainnet blockchain to build a synthetic workload generator. We analyzed 100K recent (since block 7M) and 100K older blocks (between blocks 4M and 5M) in the Ethereum blockchain to determine: 1) the distribution of accounts involved in transactions, 2) what fraction of all transactions are smart contract calls. We observe that 10-15% of Ethereum transactions are contract calls and the rest are simple transactions. This is true of both recent blocks and older blocks. It is also the case that a small percentage of accounts are involved in most of the transactions. Based the analyzed data, we generate workloads where 90% of accounts are called 10% of the time, and 10% of the accounts are called 90% of the time. Smart contracts are invoked 15% of the time.

Throughput. Figure 9 (a) shows the transaction throughput results. First, this figure shows that the RAINBLOCK can achieve an end-to-end verification throughput of 30,000 transactions per sec. It also demonstrates the scalability of the DSM-TREE and RAINBLOCK, which scales as more clients are added. By varying the DSM-TREE retention

level at the miners from 0 to 6, the DSM-TREE shard throughput increases by 7x, from 1.3K ops/s to 9.4K ops/s, increasing the scalable creation and transmission of witnesses.

Geo-distributed Experiment. We also ran a geo-distributed experiment, with varying numbers of regions across 3 continents. Each region has 4 clients, 1 miner, and 16 storage nodes, caching eight levels of the DSM-TREE tree ($r = 8$). Figure 9 (b) reports the throughput experienced by the RAINBLOCK. RAINBLOCK in a single region achieves a throughput of $\approx 25K$ transactions/sec; when we scale to four regions, the throughput drops to $\approx 20K$ transactions/sec, thus retaining 80% of the performance in a geo-distributed setting.

Contract Calls. We also ran a workload where accounts repeatedly call the OmiseGO Token, which is an ERC-20 token contract [3]. Four clients repeatedly called the token contract against a single RAINBLOCK miner with DSM-TREE cache configured at $r = 8$, achieving a throughput of $17.9K \pm 796$ contract calls per second. This demonstrates that even for pure contract contract calls, RAINBLOCK can provide orders of magnitude higher transaction throughput than other blockchains.

9 RELATED WORK

In this section, we place our contributions RAINBLOCK and DSM-TREE, in the context of prior research.

9.1 Blockchain Systems

Stateless Clients. The Stateless Clients [24] proposal seeks to insert witnesses into blocks, enabling Ethereum miners to process a block without performing I/O. Despite active discussions [2, 5, 11], Stateless Clients have not been implemented due to concerns about witness sizes [70]. Witnesses for a single, simple Ethereum transaction can be ≈ 4 -6KB, resulting in 40-60x the network overhead. In contrast, DSM-TREE reduces witness sizes (by $\approx 95\%$), and RAINBLOCK uses prefetching clients to remove the I/O burden on miners.

Private blockchains. Hyperledger Fabric [16] proposes a novel execute-order-validate architecture for permissioned (private) blockchains. Fabric optimistically executes transactions and relies on the signatures from trusted nodes for verifying transactions. In contrast, RAINBLOCK improves transaction throughput in public blockchains without trusting any of the participating servers.

Sharding and off-chain computation. Recent work increase blockchain throughput by sharding the blockchain into independent parallel chains that operate on subsets of state [40, 44, 50, 73, 74, 84]. However, sharding requires syncing these independent chains for consistency, requires complex protocols for cross-shard transactions, and is less resilient to failures or attacks [61, 68, 83]. In contrast, RAINBLOCK does not shard the global blockchain; the storage is sharded, but all miners add to a single chain. RAINBLOCK does not require locking or additional communication for executing transactions across multiple storage shards. Payment channels [6, 36, 39, 42, 49, 54] that offload work to side chains are complementary to our work.

Consensus: Ethereum and Bitcoin employ Nakamoto consensus based on Proof-of-Work (PoW) [38, 67]. There is active research on designing novel consensus for blockchains [19, 25, 33, 51, 55, 81]

including Proof-of-Stake [7, 35, 43] and Proof-of-Elapsed-Time [37] protocols, primarily because PoW limits block creation rates, trades off wasted work for security [72, 76], and is intolerant to the 51% attack [34]. While new protocols can replace PoW in Ethereum, low transaction processing rates will remain a concern [17, 31, 79, 80]; since alternative consensus protocols aim at releasing blocks at a higher rate; but perform I/O in the critical path for creating new blocks. Therefore, orthogonal to the consensus protocols, RAINBLOCK alleviates I/O bottlenecks in transaction processing to increase the throughput of public blockchains.

Discussion: Recent work on reducing network overheads in blockchains [28, 30, 59], and including forks into the main chain [46, 47], are orthogonal to our work. These techniques can be applied to RAINBLOCK to further increase its overall throughput. Other work using trusted hardware for reducing storage overheads [29, 48] or consensus protocols [21, 56] is orthogonal to our work.

9.2 Authenticated Data Structures

Dynamic accumulators. Merkle trees belong to a general family of cryptographic techniques called dynamic accumulators [22, 26]. Merkle trees, known for their fast processing, have proofs that grow with the underlying state. Constant-size dynamic accumulators based on RSA signatures [22, 26] have fixed size proofs. However, constant-size accumulators have low processing rates, and improving their performance is an ongoing effort [23]. DSM-TREE provides a practical solution to achieve high processing rates and small witness sizes while supporting transactions.

Authenticated data structures. Recent work has proposed a number of new authenticated data structures [18, 27, 41, 64, 65, 71, 78, 82]. In contrast to these work, DSM-TREE scales Ethereum’s Merkle Patricia trie [14] without changing its core structure, or how proofs are generated.

9.3 Transactional Stores

Transaction execution. RAINBLOCK adopts a design similar to Solar [85] and vCorfu [75], where transactions are executed based on data from sharded storage. RAINBLOCK modifies the design for decentralized applications and authenticated data structures. This allows RAINBLOCK to execute transactions on sharded state without requiring locking or additional coordination among miners. The DSM-TREE design argues that large random-access data structures can get higher throughput and scalability when served from memory over the network. While RAMCloud [58] proposed a similar idea for lower latency, DSM-TREES employ it for higher throughput.

10 CONCLUSION

RAINBLOCK increases the throughput of public blockchains while achieving the same degree of decentralization and providing strong security guarantees. RAINBLOCK achieves this by tackling the I/O bottleneck in transaction processing. RAINBLOCK does not modify the consensus or affect the block creation rate, and hence does not alter the security provided by public blockchains such as Ethereum. RAINBLOCK increases the transaction processing rate, thereby enabling larger blocks and higher throughput.

Please refer to our technical report for more details about RAINBLOCK [60]. The RAINBLOCK prototype is publicly available at <https://github.com/RainBlock>.

REFERENCES

- [1] 2019. Bitcoin. <https://bitcoin.org/en/>.
- [2] 2019. Detailed analysis of stateless client witness size, and gains from batching and multi-state roots. <https://ethresear.ch/t/detailed-analysis-of-stateless-client-witness-size-and-gains-from-batching-and-multi-state-roots/862>.
- [3] 2019. ERC20 Token Standard. https://theethereum.wiki/w/index.php/ERC20_Token_Standard.
- [4] 2019. Ethereum. <https://github.com/ethereum/>.
- [5] 2019. Ethereum Improvement Proposals Repository. <https://github.com/ethereum/EIPs>.
- [6] 2019. Fast, cheap, scalable token transfers for Ethereum. <https://raiden.network/>.
- [7] 2019. Hybrid Casper FFG. <https://github.com/ethereum/EIPs/blob/master/EIPs/eip-1011.md>.
- [8] 2019. Implementation of the modified merkle patricia tree as specified in the Ethereum's yellow paper. <https://github.com/ethereumjs/merkle-patricia-tree>.
- [9] 2019. In-memory abstract-leveldown store for Node.js and browsers. <https://github.com/Level/memdown>.
- [10] 2019. Parity Ethereum 2.2.11-stable. <https://github.com/paritytech/parity-ethereum/releases/tag/v2.2.11>.
- [11] 2019. A possible solution to stateless clients. <https://ethresear.ch/t/a-possible-solution-to-stateless-clients/4094>.
- [12] 2019. Recursive Length Prefix Encoding. <https://github.com/ethereum/wiki/wiki/RLP>.
- [13] 2019. RocksDB | A persistent key-value store. <http://rocksdb.org>.
- [14] 2019. The modified Merkle Patricia tree. <https://github.com/ethereum/wiki/wiki/Patricia-Tree>.
- [15] 2020. Full Node sync with Default Settings. <https://etherscan.io/chartsync/chaindefault>.
- [16] Elli Androulaki, Artem Barger, Vita Bortnikov, Christian Cachin, Konstantinos Christidis, Angelo De Caro, David Enyeart, Christopher Ferris, Gennady Laventman, Yacov Manevich, et al. 2018. Hyperledger fabric: a distributed operating system for permissioned blockchains. In *Proceedings of the Thirteenth EuroSys Conference*. ACM, 30.
- [17] Vivek Bagaria, Sreeram Kannan, David Tse, Giulia Fanti, and Pramod Viswanath. 2019. Prism: Deconstructing the Blockchain to Approach Physical Limits. In *Proceedings of the 2019 ACM SIGSAC Conference on Computer and Communications Security (London, United Kingdom) (CCS '19)*. Association for Computing Machinery, New York, NY, USA, 585–602. <https://doi.org/10.1145/3319535.3363213>
- [18] Maurice Bailleu, Jörg Thalheim, Pramod Bhatotia, Christof Fetzer, Michio Honda, and Kapil Vaswani. 2019. {SPEICHER}: Securing LSM-based Key-Value Stores using Shielded Execution. In *17th {USENIX} Conference on File and Storage Technologies ({FAST} 19)*. 173–190.
- [19] Shehar Bano, Alberto Sonnino, Mustafa Al-Bassam, Sarah Azouvi, Patrick McCorry, Sarah Meiklejohn, and George Danezis. 2017. Consensus in the age of blockchains. *arXiv preprint arXiv:1711.03936* (2017).
- [20] BCNext. November, 2013. The Nxt cryptocurrency. <https://nxt.org>.
- [21] Johannes Behl, Tobias Distler, and Rüdiger Kapitza. 2017. Hybrids on steroids: SGX-based high performance BFT. In *Proceedings of the Twelfth European Conference on Computer Systems*. 222–237.
- [22] Josh Benaloh and Michael De Mare. 1993. One-way accumulators: A decentralized alternative to digital signatures. In *Workshop on the Theory and Application of Cryptographic Techniques*. Springer, 274–285.
- [23] Dan Boneh, Benedikt Bünz, and Ben Fisch. 2019. Batching techniques for accumulators with applications to iops and stateless blockchains. In *Annual International Cryptology Conference*. Springer, 561–586.
- [24] Vitalik Buterin. 2017. The Stateless Clients Concept. <https://ethresear.ch/t/the-stateless-client-concept/172>.
- [25] Christian Cachin and Marko Vukolić. 2017. Blockchain consensus protocols in the wild. *arXiv preprint arXiv:1707.01873* (2017).
- [26] Jan Camenisch and Anna Lysyanskaya. 2002. Dynamic accumulators and application to efficient revocation of anonymous credentials. In *Annual International Cryptology Conference*. Springer, 61–76.
- [27] Alexander Chepurinov, Charalampos Papamanthou, and Yupeng Zhang. 2018. Edrax: A Cryptocurrency with Stateless Transaction Validation. (2018).
- [28] Matt Corallo. 2019. Compact Block Relay in Bitcoin Core. <https://github.com/bitcoin/bips/blob/master/bip-0152.mediawiki>.
- [29] Hung Dang, Tien Tuan Anh Dinh, Dumitrel Loghin, Ee-Chien Chang, Qian Lin, and Beng Chin Ooi. 2019. Towards Scaling Blockchain Systems via Sharding. In *Proceedings of the 2019 International Conference on Management of Data (Amsterdam, Netherlands) (SIGMOD '19)*. Association for Computing Machinery, New York, NY, USA, 123–140. <https://doi.org/10.1145/3298669.3319889>
- [30] Donghui Ding, Xin Jiang, Jiaping Wang, Hao Wang, Xiaobing Zhang, and Yi Sun. 2019. Txilm: Lossy block compression with salted short hashing. *arXiv preprint arXiv:1906.06500* (2019).
- [31] Tien Tuan Anh Dinh, Ji Wang, Gang Chen, Rui Liu, Beng Chin Ooi, and Kian-Lee Tan. 2017. Blockbench: A framework for analyzing private blockchains. In *Proceedings of the 2017 ACM International Conference on Management of Data*. 1085–1100.
- [32] Tonya M Evans. 2019. Cryptokitties, cryptography, and copyright. *AIPLA QUARTERLY JOURNAL* 47, 2 (2019), 219.
- [33] Ittay Eyal, Adem Efe Gencer, Emin Gun Sirer, and Robbert Van Renesse. 2016. Bitcoin-NG: A Scalable Blockchain Protocol. In *13th USENIX Symposium on Networked Systems Design and Implementation (NSDI 16)*. USENIX Association, Santa Clara, CA, 45–59. <https://www.usenix.org/conference/nsdi16/technical-sessions/presentation/eyal>
- [34] Ittay Eyal and Emin Gün Sirer. 2014. Majority is not enough: Bitcoin mining is vulnerable. In *International conference on financial cryptography and data security*. Springer, 436–454.
- [35] Yossi Gilad, Rotem Hemo, Silvio Micali, Georgios Vlachos, and Nickolai Zeldovich. 2017. Algorand: Scaling Byzantine Agreements for Cryptocurrencies. In *Proceedings of the 26th Symposium on Operating Systems Principles (Shanghai, China) (SOSP '17)*. ACM, New York, NY, USA, 51–68. <https://doi.org/10.1145/3132747.3132757>
- [36] Matthew Green and Ian Miers. 2017. Bolt: Anonymous payment channels for decentralized currencies. In *Proceedings of the 2017 ACM SIGSAC Conference on Computer and Communications Security*. 473–489.
- [37] Hyperledger. 2019. Hyperledger Sawtooth. <https://www.hyperledger.org/projects/sawtooth>.
- [38] Markus Jakobsson and Ari Juels. 1999. Proofs of Work and Bread Pudding Protocols. In *Communications and Multimedia Security*.
- [39] Thaddeus Dryja Joseph Poon. 2019. The Bitcoin Lightning Network: Scalable Off-Chain Instant Payments. <https://lightning.network/lightning-network-paper.pdf>.
- [40] Vitalik Buterin Joseph Poon. 2019. Plasma: Scalable Autonomous Smart Contracts. <https://plasma.io/plasma.pdf>.
- [41] Janakirama Kalidhindi, Alex Kazorian, Aneesh Kherra, and Cibi Pari. 2018. Angela: A Sparse, Distributed, and Highly Concurrent Merkle Tree. (2018).
- [42] Rami Khalil and Arthur Gervais. 2017. Revive: Rebalancing off-blockchain payment networks. In *Proceedings of the 2017 ACM SIGSAC Conference on Computer and Communications Security*. 439–453.
- [43] Aggelos Kiayias, Alexander Russell, Bernardo David, and Roman Oliynykov. 2017. Ouroboros: A Provably Secure Proof-of-Stake Blockchain Protocol. In *Advances in Cryptology – CRYPTO 2017*, Jonathan Katz and Hovav Shacham (Eds.). Springer International Publishing, Cham, 357–388.
- [44] E. Kokoris-Kogias, P. Jovanovic, L. Gasser, N. Gailly, E. Syta, and B. Ford. 2018. OmniLedger: A Secure, Scale-Out, Decentralized Ledger via Sharding. In *2018 IEEE Symposium on Security and Privacy (SP)*. 583–598. <https://doi.org/10.1109/SP.2018.000-5>
- [45] Leslie Lamport. 2004. The Part-Time Parliament. *FAST* 3 (2004), 15–30.
- [46] Yoad Lewenberg, Yonatan Sompolsky, and Aviv Zohar. 2015. Inclusive block chain protocols. In *International Conference on Financial Cryptography and Data Security*. Springer, 528–547.
- [47] Chenxing Li, Peilun Li, Dong Zhou, Wei Xu, Fan Long, and Andrew Yao. 2018. Scaling nakamoto consensus to thousands of transactions per second. *arXiv preprint arXiv:1805.03870* (2018).
- [48] Joshua Lind, Oded Naor, Ittay Eyal, Florian Kelbert, Peter Pietzuch, and Emin Gün Sirer. 2018. Teechain: Reducing storage costs on the blockchain with offline payment channels. In *Proceedings of the 11th ACM International Systems and Storage Conference*. 125–125.
- [49] Marta Likhava, Giuliano Losa, David Mazières, Graydon Hoare, Nicolas Barry, Eli Gafni, Jonathan Jove, Rafal Malinowski, and Jed McCaleb. 2019. Fast and secure global payments with Stellar. In *Proceedings of the 27th ACM Symposium on Operating Systems Principles*. 80–96.
- [50] Loi Luu, Viswesh Narayanan, Chaodong Zheng, Kunal Baweja, Seth Gilbert, and Prateek Saxena. 2016. A Secure Sharding Protocol For Open Blockchains. In *Proceedings of the 2016 ACM SIGSAC Conference on Computer and Communications Security (Vienna, Austria) (CCS '16)*. ACM, New York, NY, USA, 17–30. <https://doi.org/10.1145/2976749.2978389>
- [51] Loi Luu, Yaron Velner, Jason Teutsch, and Prateek Saxena. 2017. SmartPool: Practical Decentralized Pooled Mining. In *26th USENIX Security Symposium (USENIX Security 17)*. USENIX Association, Vancouver, BC, 1409–1426. <https://www.usenix.org/conference/usenixsecurity17/technical-sessions/presentation/luu>
- [52] Thomas McGhin, Kim-Kwang Raymond Choo, Charles Zhechao Liu, and Debiao He. 2019. Blockchain in healthcare applications: Research challenges and opportunities. *Journal of Network and Computer Applications* 135 (2019), 62–75.

- [53] Ralph C Merkle. 1987. A digital signature based on a conventional encryption function. In *Conference on the theory and application of cryptographic techniques*. Springer, 369–378.
- [54] Andrew Miller, Iddo Bentov, Ranjit Kumaresan, and Patrick McCorry. 2017. Sprites: Payment channels that go faster than lightning. *CoRR abs/1702.05812* 306 (2017).
- [55] Andrew Miller, Yu Xia, Kyle Croman, Elaine Shi, and Dawn Song. 2016. The Honey Badger of BFT Protocols. In *Proceedings of the 2016 ACM SIGSAC Conference on Computer and Communications Security (Vienna, Austria) (CCS '16)*. ACM, New York, NY, USA, 31–42. <https://doi.org/10.1145/2976749.2978399>
- [56] Mitar Milutinovic, Warren He, Howard Wu, and Maxinder Kanwal. 2016. Proof of Luck: An Efficient Blockchain Consensus Protocol. In *Proceedings of the 1st Workshop on System Software for Trusted Execution (Trento, Italy) (SysTEX '16)*. Association for Computing Machinery, New York, NY, USA, Article 2, 6 pages. <https://doi.org/10.1145/3007788.3007790>
- [57] Patrick O'Neil, Edward Cheng, Dieter Gawlick, and Elizabeth O'Neil. 1996. The log-structured merge-tree (LSM-tree). *Acta Informatica* 33, 4 (1996), 351–385.
- [58] John K. Ousterhout, Arjun Gopalan, Ashish Gupta, Ankita Kejriwal, Collin Lee, Behnam Montazeri, Diego Ongaro, Seo Jin Park, Henry Qin, Mendel Rosenblum, Stephen M. Rumble, Ryan Stutsman, and Stephen Yang. 2015. The RAMCloud Storage System. *ACM Trans. Comput. Syst.* 33, 3 (2015), 7:1–7:55. <https://doi.org/10.1145/2806887>
- [59] A. Pinar Ozisik, Gavin Andresen, Brian N. Levine, Darren Tapp, George Bissias, and Sunny Katkuri. 2019. Graphene: Efficient Interactive Set Reconciliation Applied to Blockchain Propagation. In *Proceedings of the ACM Special Interest Group on Data Communication (Beijing, China) (SIGCOMM '19)*. Association for Computing Machinery, New York, NY, USA, 303–317. <https://doi.org/10.1145/3341302.3342082>
- [60] Soujanya Ponnappalli, Aashaka Shah, Amy Tai, Souvik Banerjee, Vijay Chidambaram, Dahlia Malkhi, and Michael Wei. 2019. Scalable and Efficient Data Authentication for Decentralized Systems. *arXiv preprint arXiv:1909.11590* (2019).
- [61] Tayebah Rajab, Mohammad Hossein Manshaei, Mohammad Dakhilalian, Murtuza Jadhwal, and Mohammad Ashiqur Rahman. 2020. On the Feasibility of Sybil Attacks in Shard-Based Permissionless Blockchains. *arXiv preprint arXiv:2002.06531* (2020).
- [62] Pandian Raju, Rohan Kadekodi, Vijay Chidambaram, and Ittai Abraham. 2017. PebblesDB: Building Key-Value Stores using Fragmented Log-Structured Merge Trees. In *Proceedings of the 26th ACM Symposium on Operating Systems Principles (SOSP '17)*. Shanghai, China.
- [63] Pandian Raju, Soujanya Ponnappalli, Evan Kaminsky, Gilad Oved, Zachary Keener, Vijay Chidambaram, and Ittai Abraham. 2018. mLSM: Making Authenticated Storage Faster in Ethereum. In *10th USENIX Workshop on Hot Topics in Storage and File Systems (HotStorage 18)*. USENIX Association, Boston, MA.
- [64] Pandian Raju, Soujanya Ponnappalli, Evan Kaminsky, Gilad Oved, Zachary Keener, Vijay Chidambaram, and Ittai Abraham. 2018. mlsm: Making authenticated storage faster in ethereum. In *10th {USENIX} Workshop on Hot Topics in Storage and File Systems (HotStorage 18)*.
- [65] Leonid Reyzin, Dmitry Meshkov, Alexander Chepurnoy, and Sasha Ivanov. 2017. Improving authenticated dynamic dictionaries, with applications to cryptocurrencies. In *International Conference on Financial Cryptography and Data Security*. Springer, 376–392.
- [66] Fred B. Schneider. 1990. Implementing fault-tolerant services using the state machine approach: A tutorial. *ACM Computing Surveys (CSUR)* 22, 4 (1990), 299–319.
- [67] Yonatan Sompolinsky and Aviv Zohar. 2015. Secure high-rate transaction processing in bitcoin. In *International Conference on Financial Cryptography and Data Security*. Springer, 507–527.
- [68] Alberto Sonnino, Shehar Bano, Mustafa Al-Bassam, and George Danezis. 2019. Replay attacks and defenses against cross-shard consensus in sharded distributed ledgers. *arXiv preprint arXiv:1901.11218* (2019).
- [69] Nick Szabo. 1994. Smart contracts. *Unpublished manuscript* (1994).
- [70] Peter Szilagyi. December, 10, 2019. Are Stateless Clients a dead end? https://www.reddit.com/r/ethereum/comments/e8ujfy/are_stateless_clients_a_dead_end/.
- [71] Alin Tomescu, Ittai Abraham, Vitalik Buterin, Justin Drake, Dankrad Feist, and Dmitry Khovratovich. 2020. Aggregatable Subvector Commitments for Stateless Cryptocurrencies. *LACR Cryptol. ePrint Arch.* 2020 (2020), 527.
- [72] Vitalik Buterin. 2014. Toward a 12-second Block Time. <https://blog.ethereum.org/2014/07/11/toward-a-12-second-block-time/>.
- [73] Marko Vukolić. 2015. The quest for scalable blockchain fabric: Proof-of-work vs. BFT replication. In *International workshop on open problems in network security*. Springer, 112–125.
- [74] Jiaping Wang and Hao Wang. 2019. Monoxide: Scale out Blockchains with Asynchronous Consensus Zones. In *16th USENIX Symposium on Networked Systems Design and Implementation (NSDI 19)*. USENIX Association, Boston, MA, 95–112. <https://www.usenix.org/conference/nsdi19/presentation/wang-jiaping>
- [75] Michael Wei, Amy Tai, Christopher J Rossbach, Ittai Abraham, Maithem Munshed, Medhavi Dhawan, Jim Stabile, Udi Wieder, Scott Fritchie, Steven Swanson, et al. 2017. vcorfu: A cloud-scale object store on a shared log. In *14th {USENIX} Symposium on Networked Systems Design and Implementation ({NSDI} 17)*. 35–49.
- [76] Jeffrey Wilcke. 2016. The Ethereum network is currently undergoing a DoS attack. <https://ethereum.github.io/blog/2016/09/22/ethereum-network-currently-undergoing-dos-attack/>.
- [77] Ji Wong. [n.d.]. CryptoKitties is causing Ethereum network congestion (2017).
- [78] Cheng Xu, Ce Zhang, and Jianliang Xu. 2019. vchain: Enabling verifiable boolean range queries over blockchain databases. In *Proceedings of the 2019 international conference on management of data*. 141–158.
- [79] Lei Yang, Vivek Bagaria, Gerui Wang, Mohammad Alizadeh, David Tse, Giulia Fanti, and Pramod Viswanath. 2019. Prism: Scaling bitcoin by 10,000 x. *arXiv preprint arXiv:1909.11261* (2019).
- [80] Renlord Yang, Toby Murray, Paul Rimba, and Udaya Paramalli. 2019. Empirically Analyzing Ethereum's Gas Mechanism. In *2019 IEEE European Symposium on Security and Privacy Workshops (EuroS&PW)*. IEEE, 310–319.
- [81] Maofan Yin, Dahlia Malkhi, Michael K Reiter, Guy Golan Gueta, and Ittai Abraham. 2018. HotStuff: BFT Consensus in the Lens of Blockchain. *arXiv preprint arXiv:1803.05069* (2018).
- [82] Mingchao Yu, Saied Sahraei, Songze Li, Salman Avestimehr, Sreeram Kannan, and Pramod Viswanath. 2019. Coded merkle tree: Solving data availability attacks in blockchains. *arXiv preprint arXiv:1910.01247* (2019).
- [83] Jusik Yun, Yunyeong Goh, and Jong-Moon Chung. 2019. Trust-Based Shard Distribution Scheme for Fault-Tolerant Shard Blockchain Networks. *IEEE Access* 7 (2019), 135164–135175.
- [84] Mahdi Zamani, Mahnush Movahedi, and Mariana Raykova. 2018. RapidChain: Scaling Blockchain via Full Sharding. In *Proceedings of the 2018 ACM SIGSAC Conference on Computer and Communications Security (Toronto, Canada) (CCS '18)*. ACM, New York, NY, USA, 931–948. <https://doi.org/10.1145/3243734.3243853>
- [85] Tao Zhu, Zhuoyue Zhao, Feifei Li, Weining Qian, Aoying Zhou, Dong Xie, Ryan Stutsman, Haining Li, and Huiqi Hu. 2018. Solar: towards a shared-everything database on distributed log-structured storage. In *2018 {USENIX} Annual Technical Conference ({USENIX} {ATC} 18)*. 795–807.