

Towards an improved understanding of molecular evolution: the relative roles of selection, drift, and everything in between

Fanny Pouyet^{1,2} and Kimberly J. Gilbert^{1,3}

¹*Institute of Ecology and Evolution, University of Bern, Bern, Switzerland
Swiss Institute of Bioinformatics, Lausanne, Switzerland;* ²*Sorbonne Université, CNRS,
Institut de Biologie Paris-Seine, Laboratory of Computational and Quantitative Biology,
7-9 Quai Saint Bernard, 75005 Paris, France;* ³*Department of Computational Biology,
University of Lausanne (UNIL), Genopode 2016, 1015 Lausanne, Switzerland*

Abstract

A major goal of molecular evolutionary biology is to identify loci or regions of the genome under selection versus those evolving in a neutral manner. Correct identification allows accurate inference of the evolutionary process and thus comprehension of historical and contemporary processes driving phenotypic change and adaptation. A fundamental difficulty lies in distinguishing sites targeted by selection from both sites linked to these targets and sites fully independent of selection. These three categories of sites necessitate attention in light of the debate over the relative importance of selection versus neutrality and the neutral theory. Modern genomic insights have proved that complex processes such as linkage, demography, and biased gene conversion complicate our understanding of the role of neutral versus selective processes in evolution. In this perspective, we first highlight the importance of the genomic and (a)biotic context of new mutations to identify the targets of natural selection. We then present mechanisms that may constrain the evolution of genomes and bias the inference of selection. We discuss these mechanisms within the two critical levels that they occur: the population level and the molecular level. We highlight that they should be taken into account to correctly distinguish sites across the genome subject to selective or non-selective forces and stress that a major current field-wide goal is to quantify the absolute importance of these mechanisms.

Keywords: natural selection, genetic drift, non-adaptive evolution, linkage

1. Introduction

Understanding the relative importance of evolutionary forces in driving adaptive change has been a longstanding goal of evolutionary biology. In today's genomic era, accurately and precisely addressing this question has become more feasible than ever before. Genomic data has allowed, for example, quantification of introgression rates between populations or species (e.g. [1]) and accurate estimation of mutation rates within species or across the genome [2, 3, 4, 5]. Yet the interplay between neutral evolution and selective forces has remained a difficult problem to address. Since the advent of population genetics as a field, debate over the relative importance of these processes has arisen, been resolved, and re-arisen [e.g. 6, 7, 8, 9]. Most recently, 50 years since the advent of the neutral theory, this debate has been rekindled in light of emerging genomic data [10, 11]. In an era of limited genetic tools and data, the neutral theory aimed to explain the greater than expected genetic diversity observed based on the actions of natural selection alone. Kern and Hahn [10] have most recently argued that modern genomic data allows us to reject the applicability of neutral theory for understanding molecular evolution, while Jensen et al. [11] have replied that this is not the case. A major dividing view on this point is whether a large proportion of the genome is affected by adaptive natural selection (directly or indirectly), and there is ample space for additional data across a wider range of species to contribute towards these investigations and our understanding of molecular evolution.

Natural selection functions in a diversity of modes. Negative selection – also termed purifying selection – acts to reduce the frequency of deleterious mutations (*i.e.* mutations that reduce an individual's fitness, with selection coefficient $s < 0$) while positive selection favors the fixation of beneficial mutations ($s > 0$). Both these modes of selection reduce diversity by favoring or disfavoring specific alleles, but selection can also maintain genetic diversity when there is a selective advantage to being in the heterozygous state, *e.g.* balancing selection. There is also the case of sexual selection that we do not address here as its many and complex cases merit a review of their own.

Genetic drift is the neutral corollary to natural selection, where allele frequencies change due to random chance and sampling effects. Sites that are truly neutral are defined as those with $s = 0$, where Ns is the proper

measure of the strength of selection as it includes effective population size (N). This is key because genetic drift can act across a range of weakly selected sites when N is sufficiently large, while at a smaller N , these sites may behave in a neutral manner.

Inference methods making use of empirical genomic data often require data solely originating from neutral processes, e.g. to infer demography with SFS-based methods such as FastSimCoal [12], or to infer the distribution of fitness effects (DFE) which requires contrasting SFS from neutral versus selected sites [13, 14]. *A priori* misidentification of selected versus neutral sites may strongly bias resultant inferences, having a major impact on downstream interpretations. Approaches that search for signatures of selection and identify causal variants for adaptation or other phenotypic change mainly rely on identifying outlier regions of genomic differentiation (e.g. GWAS, F_{ST} outlier tests, or environment-allele correlations [15, 16, 17, 18]), sometimes incorporating the signature across a stretch of the genome (e.g. [19]).

Yet, a departure from genetic drift alone is not sufficient to merit a conclusion of selection. Even supervised machine learning methods that use summary statistics to infer a history of selective sweeps, such as S/HiC [19], are sensitive to confounding factors such as complex demographic history to accurately identify the variants under selection. In this review we highlight both the importance of considering the genomic, biotic, and abiotic context in which new mutations occur and the major evolutionary processes that can change allele frequencies in ways that mimic signatures of selection, creating a major confounding factor for evolutionary inference of natural selection.

2. Genomic and environmental context

The context in which mutations occur plays an important role in the actions of selection versus drift. This context encapsulates both the genomic environment as well as the biotic and abiotic environment of an organism containing those genes, therefore becoming relevant at both the molecular and population levels of interaction. When interactions between loci occurring together in the genome create non-additive phenotypic changes [20, 21, 22], this can greatly complicate the inference of selection. In the presence of epistatic interactions, an allele at a given site may only be beneficial to an organism when its genomic environment contains another mutant allele at a different site in the genome, so that when together these alleles generate a phenotypic change. The concept of epistasis is tightly linked to the relative

fitness effects of alleles, where a specific allele at one locus might change the sign of the selection coefficient at another locus. This phenomenon may create strong patterns of linkage disequilibrium and interfere with detection of selection since the selective effect is dependent on the combinations of alleles across loci. Such an example of epistasis is provided in paragraph 4.3.

In some cases, interference between selected sites of differential fitness effects can alter the strength of selection on a genomic region. More positively (or negatively) selected sites with physical linkage between each other can behave as a larger multi-site locus with an amplified selection coefficient representative of all the selected alleles in the region. In other cases, the strength of selection may be reduced when sites have competing impacts on fitness, termed Hill-Robertson interference [23]. Amplification of the strength of selection by tightly-linked, jointly selected sites may simplify detection of selection but complicate the identification of precise sites under selection. Conversely, Hill-Robertson interference may complicate identifying both the presence of selection and the sites it targets. All of these effects depend on many parameters, for instance, with a single population undergoing partial self-fertilization, selective interference on deleterious alleles tend to reduce mean fitness and increase inbreeding depression. This effect is stronger when deleterious alleles are more recessive, but only weakly dependent on the strength of selection against deleterious alleles and the recombination rate [24]. Selective interference thus affects the relative impact of adaptive and non-adaptive processes in the genome.

Equally complicating is the individual-level scenario where fitness is dependent on the local community of organisms and whatever traits they exhibit (e.g. frequency-dependent selection) or on the abiotic local conditions exerted by variable environments on the phenotype (spatially or temporally varying selection). For example, in scale-eating cichlids, frequency-dependent selection can drive the handedness of individual phenotypes, where it is advantageous to be the rarer morph [25]. Interestingly, competition between alleles at the genomic level can also lead to frequency-dependent selection, with the most famous example being the amino acid polymorphism at position 6 of β hemoglobin in Africa, which is associated with resistance to malaria (see [26] for review and meta-analyses). Spatially varying selection results from environmental variation across geographic space (e.g. Gagnaire et al. [27]). When populations exist across variable environments, distinct combination of alleles may arise within subpopulations locally adapted to their environments. Thus, the strength of selection on non-neutral sites can

vary over time and space as an organism's environment changes. For the purposes of evolutionary inference and understanding the action of selection, experimental design is key so that empirical analyses can be conducted where the time point is equivalent and the environment is equivalent (or otherwise controlled for) to as much of an extent as possible (e.g. [28]). Spatially and temporally varying selection may be best accounted for by this direct approach or by studying natural clines of allele frequencies [29, 30]. However, for sites in the genome that are not targets of selection, nor purely under genetic drift, remaining processes can change allele frequencies in ways indicative of selection and are thus essential to bear in mind for evolutionary inference.

In the remainder of this perspective, we consider evolutionary processes at both the population and molecular levels that have the potential to bias the inference of selection. Without consideration of such processes, inaccurate conclusions may be drawn about the role of selection in the evolutionary process. An extreme example of such mis-inference is Evans et al. [31] and Mekel-Bobrov et al. [32], where the result that selection drove brain size in humans was shown to be equivalently explained by neutral demographic processes [33]. Scenarios involved at the molecular level can also interfere with correct inference of selection, including transmission bias (e.g. meiotic driver genes; see Nez et al. [34] for a review) or biased gene conversion (e.g. human accelerated genomic regions, HAR [35, 36], or inference of the DFE in flycatchers [37]).

Though these are few examples, we argue that these population and molecular processes are prevalent enough to act as major determinants of genomic diversity and are particularly easy to confound with selection. We define these as non-adaptive processes since they are neither the direct action of selection nor are they purely subject to drift (Table 1). This non-adaptive category should help to improve studies of both neutral or selective processes impacting the genome by considering the relevant sites impacted by either process.

		Acts on neutral variants?	Acts on selected variants?	Non- adaptive?	Explanation
Selection	Negative Positive Balancing Sexual		yes yes yes yes		Adaptive processes increase fitness
Genetic drift		yes	yes	yes	Neutral and non-adaptive as independent of fitness; depending on N , may impact site(s) with $s \neq 0$
Population-level processes					
Bottleneck, demographic expansion		yes	yes	yes	Lead to rapid genetic drift, can mimic positive or negative selection
Population structure		yes	yes	yes	Can mimic local adaptation, responsible for many GWAS false-positives
Spatial expansion (gene surfing)		yes	yes	yes	Strong genetic drift over space, can mimic selection
Molecular-level processes					
Hitchhiking	Background selection	yes	yes	yes	Impact neutral diversity, can change fitness, and act on selected sites depending on the relative selection coefficients of nearby sites
	Selective sweeps	yes	yes	yes	
	Associative overdominance	yes	yes	yes	
CpG hyper-mutability		yes	yes	yes	Methylated Cytosines deaminate to Thymines, increasing the frequency of T within the genome
Segregation distortion		yes	yes	yes	Meiotic gene drivers manipulate their transmission even though they can be detrimental
Gene conversion		yes	yes	yes	Increases the frequency of certain variants deterministically; regardless of fitness

Table 1: Evolutionary processes discussed in this paper that impact the fate of genetic variants. We focus on SNPs in this table and omit a category on the mobility of genetic elements, but transposable elements are also impacted by molecular-level hitchhiking processes.

3. Population-level processes

3.1. Population size

A major difficulty in distinguishing neutral sites from those impacted by selection is demographic history. The term demography incorporates several factors, but at its core is defined as change in population size, N . Population size combined with the selection coefficient determines the effective strength of selection on existing genomic diversity and therefore has major effects on the evolutionary process. Changes in population size result during population bottlenecks, population expansions (within one locale), spatial population expansions over geographic space (e.g. range expansion), or migration among populations (a more complicated case where a larger gene pool becomes relevant). While selection or drift may act on specific variants or regions of the genome, demographic change affects the whole genome equally. Population bottlenecks have long been known to impact genetic diversity and change the efficiency of selection acting on alleles with $s \neq 0$ within the population. In such a case, stronger drift impacts sites of both $s = 0$ and s close to zero (nearly neutral mutations), with an increasing range of s values as population size decreases and selection becomes less efficient. These alleles are driven to more rapid fixation or more rapid loss, a pattern of allele frequency change which can mimic that of positive selection and selective sweeps.

The bias that results from a demographic history of range expansion has been particularly notable for humans having expanded out of Africa. Studies attempting to find signatures of selection in humans may suffer from biased inferences due to these neutral historic processes [38, 39, 40]. Such a demographic history is particularly intriguing as it combines not only impactful changes in population size, but movement over geographic space which includes complications of population structure and spatially varying selection.

3.2. Population structure

Spatial population genetic structure and migration among subpopulations also plays an important role in the inference of selection. Population substructure mimics a signal of local adaptation, where some populations which happen to exist in different environments possess different genetic signatures, leading methods to identify these differentiated loci as targets of selection. For instance, several recent studies have encountered this difficulty where signals previously thought to be selective were instead due to the lack of

accounting for genetic structure among populations [41, 42]. Additionally, the process of migration into populations or admixture among species can create an influx of novel genetic material. Even if fully neutral, the presence of such heterozygosity in the population leaves a signal indicative of either adaptive processes (e.g. balancing selection) or non-adaptive processes (e.g. secondary contact).

3.3. Spatial and temporal variation

Spread or growth of populations across geographic space also introduces the complexity of changing environmental conditions (or analogously temporally changing environments may have similar impacts). Many populations and species are known to have undergone or expected to undergo this demographic change: from post-glacial recolonizations, to species invasions, to shifting species ranges in response to climate change [43, 44]. During spatial expansions, not only does population size change with repeated bottlenecks of founder individuals, but these populations colonize over new geographic space, resulting in a process termed gene surfing. Gene surfing is a unique genetic process that can leave genomic signatures similar to those of selection, yet are due entirely to demographic processes. Sequential founder events reduce the effective population size in colonizing populations and thus the efficiency of selection, thereby allowing alleles that might otherwise be subject to strong selection to surf to high frequency at the expanding wave front of a population [45, 46]. Because surfing can lead to the increase or even fixation of a given allele (be it neutral or not), it is easily mistaken for the product of selective forces. Yet unlike selection, surfing can also cause deleterious variants to increase and result in severe fitness loss at expanding fronts, termed expansion load [47]. The study of gene surfing is empirically difficult, yet in addition to extensive theoretical literature [48, 49, 50, 51, 52, 53], empirical evidence continues to emerge showing such signatures in humans [54, 55], bacteria [56], and plants [57, 58, 59], among others. Though there has been some debate over the prevalence and impact of surfing and expansion load in nature [60, 61, 62, 63], this demographic process alters the actions of natural selection and genetic drift within the genome and has potentially large effects on population fitness, emphasizing its importance as a non-adaptive force in evolution.

4. Molecular-level processes

4.1. *Hitchhiking*

The fact that recombination breaks apart combinations of alleles at an increasing probability with greater distance along the genome results in many sites being physically linked and evolving in a non-independent manner. The background where a new mutation occurs therefore influences that variant’s probability of fixation, as any more strongly-selected target sites nearby will influence that linked site (Figure 1). Neutral sites in a background with one or more sites under negative selection will have a lower probability of fixation than unlinked neutral sites. This is due to background selection (BGS), where negative selection against a variant reduces the frequency of nearby neutral variants [64]. Sites subject to BGS fall in the category of non-adaptive evolution because these variants are not directly selected against nor are they evolving neutrally since selection indirectly impacts them. These linked sites evolve in a non-neutral fashion, so even if phenotypically and adaptively they confer no change in phenotype, they must not be considered neutral for inferential purposes, a point which is widely recognized in the field.

Similarly, the occurrence of a mutation conferring a fitness benefit can also result in the reduction of genetic diversity through a selective sweep (Figure 1). When selection increases the frequency of a beneficial allele in the population, nearby neutral variants likewise increase in frequency, hitchhiking along to fixation with the beneficial variant. Whether selection acts on a single novel variant (hard sweep) [65] or on standing genetic variation (soft sweeps) [66, 67, 68] can influence the extent of impact on allele frequency change for linked neutral sites. Several population level processes may even be contributors to instances where standing genetic variation results in a soft sweep, for example if existing diversity shifts to become beneficial, perhaps due to environmental change.

Genetic linkage can also lead to an increase in genetic diversity when neutral sites fall near a partially deleterious recessive allele or near an allele under balancing selection. In the presence of partially recessive deleterious alleles, this increase in diversity is termed associative overdominance (AOD [69, 70]), and is limited to regions of low recombination (Figure 1). In contrast, sites linked to those under classical balancing selection should increase in diversity across regions spanning the range of possible recombination rates.

Most methods to detect selection on linked polymorphisms are based on the site frequency spectrum (SFS), such as Tajima's D which depends on the pairwise nucleotide diversity and the number of segregating sites [71] and other methods which are based on the haplotype structure [72, 73, 74, 75]. Methods based on haplotype structure are most effective to detect recent episodes of hitchhiking [76].

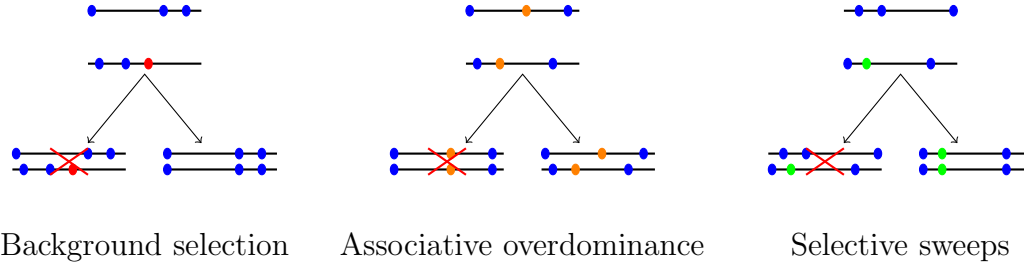


Figure 1: Genetic linkage can result in the hitchhiking of alleles, which falls into three categories depending on the manner of selection towards a focal site. For each of the three forms of hitchhiking shown, the top row shows the haplotypes present in the initial population prior to selection and the bottom row shows the resultant possible combinations of surviving haplotypes after selection has acted within a diploid individual. Neutral alleles are in blue, beneficial alleles are in green, and deleterious alleles are in red or orange to indicate dominant or recessive, respectively. For background selection, neutral diversity is reduced due to negative selection on nearby linked deleterious alleles. At the population level, diversity is reduced and homozygosity increases. Associative overdominance prevents combinations of homozygous deleterious alleles from accumulating in the population in regions of low recombination, as they are recessive and less deleterious in the heterozygous state. Heterozygosity is favored at the population level and diversity increases. Selective sweeps increase the frequency of beneficial mutations in the population, favoring homozygosity at the population level and reducing diversity.

4.2. Hypermutable CpG sites and mutation rate variation

CpG sites in which a cytosine and a guanine appear consecutively, can experience high levels of mutational pressure. Cytosines at CpG sites are one of the preferential targets of methylation in vertebrates and some other species. Methylated cytosines spontaneously deaminate to thymines, leading to an increase in the frequency of TpG sites within the genome and a relative deficit of CpG (reviewed in [2]), potentially leaving a signature indicative of selection.

A recent paper by Laurin-Lemay et al. [77] found that a large proportion of mammalian codon usage, such as the preferential usage of GCC Alanine codon compared to its synonymous GCG in humans, can be explained by the hypermutability of CpG sites, even though this is often unaccounted for in codon substitution models. The authors advocate for evaluating the impact of such model violations on statistical tests in phylogenetic analyses. Interestingly, CpG hypermutability is also an underappreciated process in the field of population genomics where the favored strategy has been to filter out hypermutable sites before performing evolutionary inferences (see [78]). The hypermutability of these sites and the subsequent bias to certain alleles has been shown to shift site frequency spectra in ways that might interfere with population genetic inferences that are based on the SFS [79].

4.3. Segregation distortion

Meiotic gene drivers manipulate the transmission process during meiosis to their own advantage, leading to their over-representation in gametes despite the lack of advantage to the carrier. A well-studied example of meiotic drive is the segregation distorter gene complex (Figure 2, [80]), present at low frequency in all natural populations of *Drosophila melanogaster*. This complex involves the *Sd* locus and its target responder locus (*Rsp*). There is variable transmission advantage between the different *Sd* alleles, and one of these alleles recently swept to fixation in Africa causing strong linkage disequilibrium and loss of genetic diversity [81].

Meiotic drivers are predicted to be evolutionarily labile by favoring their fixation in the population even though they are detrimental for their carriers [82]. Identifying loci under selection in these cases is anything but straightforward, as the signal of meiotic drive might be easily confounded with selective sweeps and positive selection [81].

4.4. Mobility of genetic elements

Detecting the signature of selection is often restricted to SNPs even though transposable elements (TE) and other structural genomic changes such as inversions are likely also prevalent biases for adaptive evolution. TEs are associated with the creation of new mutations and changes in recombination patterns (see e.g. [83]). In 1950, McClintock [84] first discovered that mobile elements were associated with phenotypic changes in maize.

TEs are widespread across the tree of life and in some species can represent a major fraction of the genome [85, 86]. However, structural genomic

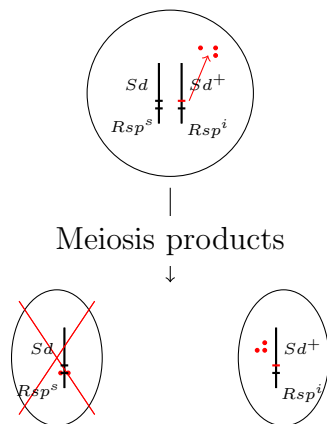


Figure 2: Figure simplified from [34]. An example of segregation distortion of meiotic gene drivers with the “killer-target” strategy is shown for the SD gene complex in *Drosophila melanogaster*. This complex involves *Sd* and *Rsp* loci. The “target” locus *Rsp* harbours two alleles: the *Rsp*^s and *Rsp*ⁱ that are respectively sensitive and insensitive to the meiotic driver. *Sd* produces a “killer” element (red dots, in this example a protein) which interferes with *Rsp*^s and kills the meiotic products that inherit *Rsp*^s.

changes are often disregarded in favor of SNPs when inferring sources of adaptive evolution mainly because of methodological limitations [87]. First, TE families are difficult to identify as they are repetitive elements spread throughout the genome with limited descriptive features such as target site duplications or terminal repeats and transposases [88]. They are also commonly associated with genetic load as they can lead to diseases if inserted into genes [89]. For instance, the Alu family of insertions are associated to haemophilia or breast cancer in humans [90]. Second, because repetitive elements are enriched for TEs, it is difficult to assemble these genomic regions [91]. For the past decade, new techniques have emerged to infer selection on TE insertions and are divided into two main classes: SFS-based or haplotype-based methods [87]. It is clear that as our understanding of TE dynamics improves, such knowledge may greatly contribute to our understanding of selection acting at the genomic level and modes of adaptive evolution.

4.5. Gene conversion

Meiotic recombination reshuffles the genetic material of parents to produce a new set of genetic material in offspring. During recombination, homologous gene conversion can result from the conversion of an acceptor locus at

heterozygous sites in donor sequences. Biased gene conversion (BGC) occurs at locations where recombination breaks the DNA strand, when the probability of transmitting one of the two alleles is larger than the probability of losing it. BGC is comprised of two main mechanisms: double-strand-break-driven (dBGC, [92, 93]) and GC-driven (gBGC, [94, 95]), each of which have different mechanistic origins and consequences. To our knowledge dBGC is not expected to be confounded with selection and will not be discussed further herein. On the contrary, gBGC is often responsible for false positives in inferences of selection [96, 97].

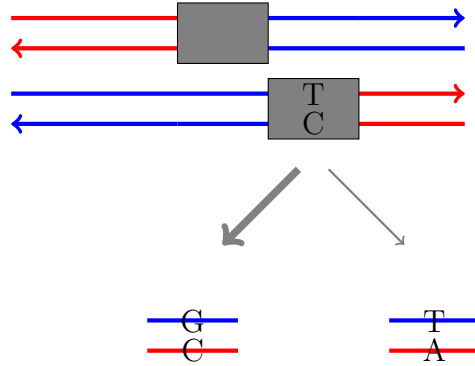


Figure 3: Figure adapted from [98]. GC-biased gene conversion (gBGC) occurs after the formation of hetero-duplexes during a meiotic recombination event. Heteroduplexes can result from crossing-over (shown here) as well as from non-crossover events. In the presence of gBGC, mismatches are repaired more than half of the time in favor of guanine and cytosine rather than adenine and thymine. This bias towards enrichment of Guanine and Cytosine is of few percent in yeast or humans, leading to the accumulation of GC within genomes over time.

gBGC refers to segregation distortion in favor of G/C over A/T alleles when a mismatch is repaired after a meiotic recombination event and leads to the increase of GC content in regions of high recombination over evolutionary time [94] (Figure 3). Evidence for gBGC has been shown in many organisms [99, 94, 95, 100] and has strong consequences on genomic architecture, ranging from global GC-enrichment of genomes to variation in codon usage between genes [101] (which can be confounded with translational selection [102]). When G/C alleles are beneficial as compared to A/T, gBGC can amplify the speed of fixation of a beneficial allele in the population, while in other cases when G/C alleles are slightly deleterious, gBGC can

counteract the effect of selection (if the transmission bias parameter, b , is stronger than the selection parameter, s). When not properly taken into account, the consequences of gBGC on genomic diversity are often incorrectly considered to be a consequence of selection and rejected as resulting from neutral evolution. However, there is no inherent selective bias driving the genomic changes resulting from gene conversion, nor can a biased process by definition be considered neutral. Instead, this process is best considered as non-adaptive evolution, where fitness is not impacted, but there is clearly a non-neutral change in allele frequencies over time. As illustrated by Hurst [103], segregation distortion and BGC are rarely considered simultaneously even though they act similarly to increase their transmission to the detriment of other alleles. Both BGS and segregation distortion along with structural genomic changes are common in nature, and including these processes in studies of adaptive evolution will allow us to properly identify targets of positive selection [87].

5. Conclusion

In the modern genomic era, emerging data will hopefully allow us to build a complete picture of the relevant genomic, demographic, and environmental scenarios where different evolutionary processes are expected to dominate changes in molecular diversity over time. Identifying a variant as subject to natural selection is difficult since the selective environment of an allele is a combination of its own innate properties impacting the genome, along with epistatic effects due to its genomic environment, as well as its demographic situation (how efficient selection is in the population where this individual exists), and lastly its (a)biotic environment (e.g. stressful environments for the organism harboring this variant, or the frequency of conspecific phenotypes). Understanding the processes that may bias our inferences of sites under selection is paramount to better understanding the evolutionary forces leading to genomic change. To a large extent these biases result from the difficulty or inability to distinguish non-adaptive sites from sites under direct selection. As discussed, this is largely due to the demographic processes in a populations past that make otherwise neutral sites mimic selection and fall into the category of non-adaptive, as well as due to the molecular processes that change neutral allele frequencies in biased ways and can even counteract the effect of selection on selected sites (gBGC for instance). There is an implied distinction worth explicitly stating: even if the majority of sites

within the genome may be neutral in terms of their selection coefficient, it is very likely the case that the majority of the genome evolves due to the impact of selective forces, even if that targets few specific sites, due to the degree of linkage within the genome. This still does not, however, discount the fact that non-adaptive evolutionary processes have an important impact on genomic change. Incorporating all of this information in future studies is a tall task, particularly since empirical study of biology is further complicated by changing environments and demographics that are not always apparent to observers, nor always sufficiently sampled. We hope that this perspective has highlighted the importance of recognizing and distinguishing the complex interactions of selective, non-adaptive, and neutral processes acting within and among genomes and serves to move the field of evolutionary genomics forward in understanding the drivers of molecular diversity.

Conflict of interest disclosure. The authors of this article declare that they have no financial conflict of interest with the content of this article.

6. Literature Cited

References

- [1] N. C. Ellstrand, P. Meirmans, J. Rong, D. Bartsch, A. Ghosh, T. J. De Jong, P. Haccou, B.-R. Lu, A. A. Snow, C. Neal Stewart Jr, et al., Introgression of crop alleles into wild or weedy populations, *Annual Review of Ecology, Evolution, and Systematics* 44 (2013) 325–345.
- [2] A. Hodgkinson, A. Eyre-Walker, Variation in the mutation rate across mammalian genomes, *Nature Reviews Genetics* 12 (2011) 756, doi: 10.1038/nrg3098, URL <https://doi.org/10.1038/nrg3098>.
- [3] Y. O. Zhu, M. L. Siegal, D. W. Hall, D. A. Petrov, Precise estimates of mutation rate and spectrum in yeast, *Proceedings of the National Academy of Sciences* 111 (22) (2014) E2310–E2318, ISSN 0027-8424, doi:10.1073/pnas.1323011111, URL <https://www.pnas.org/content/111/22/E2310>.
- [4] S. Besenbacher, C. Hvilsom, T. Marques-Bonet, T. Mailund, M. H. Schierup, Direct estimation of mutations in great apes reconciles phylogenetic dating, *Nature Ecology and Evolution* 3 (2)

(2019) 286–292, ISSN 2397-334X, doi:10.1038/s41559-018-0778-x, URL <https://doi.org/10.1038/s41559-018-0778-x>.

- [5] H. Ellegren, N. G. Smith, M. T. Webster, Mutation rate variation in the mammalian genome, *Current opinion in genetics & development* 13 (6) (2003) 562–568.
- [6] M. Kimura, et al., Evolutionary rate at the molecular level, *Nature* 217 (5129) (1968) 624–626.
- [7] T. Ohta, M. Kimura, On the constancy of the evolutionary rate of cistrons, *Journal of Molecular Evolution* 1 (1) (1971) 18–25.
- [8] M. Kreitman, The neutral theory is dead. Long live the neutral theory, *Bioessays* 18 (8) (1996) 678–683.
- [9] J. H. Gillespie, On Ohta’s hypothesis: most amino acid substitutions are deleterious, *Journal of molecular evolution* 40 (1) (1995) 64–69.
- [10] A. D. Kern, M. W. Hahn, The neutral theory in light of natural selection, *Molecular biology and evolution* 35 (6) (2018) 1366–1371.
- [11] J. D. Jensen, B. A. Payseur, W. Stephan, C. F. Aquadro, M. Lynch, D. Charlesworth, B. Charlesworth, The importance of the neutral theory in 1968 and 50 years on: a response to Kern & Hahn 2018, *Evolution* .
- [12] L. Excoffier, I. Dupanloup, E. Huerta-Sánchez, V. C. Sousa, M. Foll, Robust demographic inference from genomic and SNP data, *PLoS Genetics* 9 (2013) e1003905.
- [13] P. D. Keightley, A. Eyre-Walker, Joint inference of the distribution of fitness effects of deleterious mutations and population demography based on nucleotide polymorphism frequencies, *Genetics* 177 (4) (2007) 2251–2261.
- [14] P. Tataru, T. Bataillon, polyDFEv2. 0: testing for invariance of the distribution of fitness effects within and across species, *Bioinformatics* 35 (16) (2019) 2868–2869.

- [15] M. A. Beaumont, R. A. Nichols, Evaluating loci for use in the genetic analysis of population structure, *Proceedings of the Royal Society of London. Series B: Biological Sciences* 263 (1377) (1996) 1619–1626.
- [16] M. C. Whitlock, K. E. Lotterhos, Reliable detection of loci responsible for local adaptation: inference of a null model through trimming the distribution of F_{ST}, *The American Naturalist* 186 (S1) (2015) S24–S36.
- [17] K. Luu, E. Bazin, M. G. Blum, pcadapt: an R package to perform genome scans for selection based on principal component analysis, *Molecular ecology resources* 17 (1) (2017) 67–77.
- [18] M. Foll, M. A. Beaumont, O. Gaggiotti, An approximate Bayesian computation approach to overcome biases that arise when using amplified fragment length polymorphism markers to study population structure, *Genetics* 179 (2) (2008) 927–939.
- [19] D. R. Schrider, A. Kern, S/HIC: Robust Identification of Soft and Hard Sweeps Using Machine Learning, *PLOS Genetics* 12 (2016) e1005928.
- [20] R. A. Fisher, The Correlation Between Relatives on the Supposition of Mendelian Inheritance., *Trans. R. Soc. Edin.* (1918) 399–433.
- [21] H. J. Cordell, Epistasis: what it means, what it doesn’t mean, and statistical methods to detect it in humans, *Human Molecular Genetics* 11 (20) (2002) 2463–2468, ISSN 0964-6906, doi:10.1093/hmg/11.20.2463, URL <https://dx.doi.org/10.1093/hmg/11.20.2463>.
- [22] G. Martin, S. F. Elena, T. Lenormand, Distributions of epistasis in microbes fit predictions from a fitness landscape model, *Nature genetics* 39 (2007) 555–560, doi:doi.org/10.1038/ng1998.
- [23] J. Felsenstein, The evolutionary advantage of recombination, *Genetics* 78 (2) (1974) 737–756, ISSN 0016-6731, URL <http://www.genetics.org/content/78/2/737>.
- [24] D. Roze, Effects of Interference Between Selected Loci on the Mutation Load, Inbreeding Depression, and Heterosis, *Genetics* 201 (2)

- (2015) 745–757, ISSN 0016-6731, doi:10.1534/genetics.115.178533, URL <https://www.genetics.org/content/201/2/745>.
- [25] M. Hori, Frequency-dependent natural selection in the handedness of scale-eating cichlid fish, *Science* 260 (5105) (1993) 216–219.
- [26] S. M. Taylor, C. M. Parobek, R. M. Fairhurst, Haemoglobinopathies and the clinical epidemiology of malaria: a systematic review and meta-analysis, *The Lancet Infectious Diseases* 12 (6) (2012) 457 – 468, ISSN 1473-3099, doi:[https://doi.org/10.1016/S1473-3099\(12\)70055-5](https://doi.org/10.1016/S1473-3099(12)70055-5), URL <http://www.sciencedirect.com/science/article/pii/S1473309912700555>.
- [27] P.-A. Gagnaire, E. Normandeau, C. Côté, M. Møller Hansen, L. Bernatchez, The Genetic Consequences of Spatially Varying Selection in the Panmictic American Eel (*Anguilla rostrata*), *Genetics* 190 (2) (2012) 725–736, ISSN 0016-6731, doi:10.1534/genetics.111.134825, URL <https://www.genetics.org/content/190/2/725>.
- [28] F. A. Gorter, M. G. M. Aarts, B. J. Zwaan, J. A. G. M. de Visser, Local Fitness Landscapes Predict Yeast Evolutionary Dynamics in Directionally Changing Environments, *Genetics* 208 (1) (2018) 307–322, ISSN 0016-6731, doi:10.1534/genetics.117.300519, URL <http://www.genetics.org/content/208/1/307>.
- [29] J. Endler, Geographic Variation, Speciation and Clines, *Monographs in population biology* 10 (1977) 1–246, doi:10.2307/2259234.
- [30] H. E. Machado, A. O. Bergland, K. R. OBrien, E. L. Behrman, P. S. Schmidt, D. A. Petrov, Comparative population genomics of latitudinal variation in *Drosophila simulans* and *Drosophila melanogaster*, *Molecular Ecology* 25 (3) (2016) 723–740, doi:10.1111/mec.13446, URL <https://onlinelibrary.wiley.com/doi/abs/10.1111/mec.13446>.
- [31] P. D. Evans, S. L. Gilbert, N. Mekel-Bobrov, E. J. Vallender, J. R. Anderson, L. M. Vaez-Azizi, S. A. Tishkoff, R. R. Hudson, B. T. Lahn, Microcephalin, a Gene Regulating Brain Size, Continues to Evolve Adaptively in Humans, *Science* 309 (5741) (2005) 1717–1720, ISSN 0036-8075, doi:10.1126/science.1113722, URL <http://science.sciencemag.org/content/309/5741/1717>.

- [32] N. Mekel-Bobrov, S. L. Gilbert, P. D. Evans, E. J. Vallender, J. R. Anderson, R. R. Hudson, S. A. Tishkoff, B. T. Lahn, Ongoing Adaptive Evolution of ASPM, a Brain Size Determinant in *Homo sapiens*, *Science* 309 (5741) (2005) 1720–1722, ISSN 0036-8075, doi:10.1126/science.1116815, URL <http://science.sciencemag.org/content/309/5741/1720>.
- [33] M. Currat, L. Excoffier, W. Maddison, S. P. Otto, N. Ray, M. C. Whitlock, S. Yeaman, Comment on Ongoing Adaptive Evolution of ASPM, a Brain Size Determinant in *Homo sapiens* and *Microcephalin*, a Gene Regulating Brain Size, Continues to Evolve Adaptively in Humans, *Science* 313 (172a), doi:DOI: 10.1126/science.1122712.
- [34] M. A. B. Nez, N. L. Nuckolls, S. E. Zanders, Genetic Villains: Killer Meiotic Drivers, *Trends in Genetics* 34 (6) (2018) 424 – 433, ISSN 0168-9525, doi:<https://doi.org/10.1016/j.tig.2018.02.003>, URL <http://www.sciencedirect.com/science/article/pii/S016895251830026X>.
- [35] K. Pollard, S. Salama, N. Lambert, M. Lambot, S. Coppens, J. S. Pedersen, S. Katzman, B. King, C. Onodera, A. Siepel, A. D. Kern, C. Dehay, H. Igel, M. Ares Jr, P. Vanderhaeghen, D. Haussler, An RNA gene expressed during cortical development evolved rapidly in humans., *Nature* 443 (2006) 167172.
- [36] N. Galtier, L. Duret, Adaptation or biased gene conversion? Extending the null hypothesis of molecular evolution., *Trends in Genetics* 23 (2007) 273–277.
- [37] P. Bolivar, C. F. Mugal, M. Rossi, A. Nater, M. Wang, L. Dutoit, H. Ellegren, Biased Inference of Selection Due to GC-Biased Gene Conversion and the Rate of Protein Evolution in Flycatchers When Accounting for It, *Molecular Biology and Evolution* 35 (10) (2018) 2475–2486, ISSN 0737-4038, doi:10.1093/molbev/msy149, URL <https://doi.org/10.1093/molbev/msy149>.
- [38] R. Heller, L. Chikhi, H. R. Siegismund, The confounding effect of population structure on Bayesian skyline plot inferences of demographic history, *PloS one* 8 (5).

- [39] W. Amos, C. Bryant, Using human demographic history to infer natural selection reveals contrasting patterns on different families of immune genes, *Proceedings of the Royal Society B: Biological Sciences* 278 (1711) (2011) 1587–1594.
- [40] A. R. Martin, C. R. Gignoux, R. K. Walters, G. L. Wojcik, B. M. Neale, S. Gravel, M. J. Daly, C. D. Bustamante, E. E. Kenny, Human demographic history impacts genetic risk prediction across diverse populations, *The American Journal of Human Genetics* 100 (4) (2017) 635–649.
- [41] J. J. Berg, A. Harpak, N. Sinnott-Armstrong, A. M. Joergensen, H. Mostafavi, Y. Field, E. A. Boyle, X. Zhang, F. Racimo, J. K. Pritchard, et al., Reduced signal for polygenic adaptation of height in UK Biobank, *Elife* 8 (2019) e39725.
- [42] C. Tian, P. K. Gregersen, M. F. Seldin, Accounting for ancestry: population substructure and genome-wide association studies, *Human molecular genetics* 17 (R2) (2008) R143–R150.
- [43] M. B. Davis, R. G. Shaw, Range shifts and adaptive responses to Quaternary climate change, *Science* 292 (5517) (2001) 673–679.
- [44] C. D. Thomas, Climate, climate change and range boundaries, *Diversity and Distributions* 16 (3) (2010) 488–495.
- [45] C. A. Edmonds, A. S. Lillie, L. L. Cavalli-Sforza, Mutations arising in the wave front of an expanding population, *Proceedings of the National Academy of Sciences* 101 (4) (2004) 975–979.
- [46] S. Klopstein, M. Currat, L. Excoffier, The fate of mutations surfing on the wave of a range expansion, *Molecular biology and evolution* 23 (3) (2005) 482–490.
- [47] S. Peischl, I. Dupanloup, M. Kirkpatrick, L. Excoffier, On the accumulation of deleterious mutations during range expansions, *Molecular ecology* 22 (24) (2013) 5972–5982.
- [48] L. Excoffier, M. Foll, R. J. Petit, Genetic consequences of range expansions, *Annual Review of Ecology, Evolution, and Systematics* 40 (2009) 481–501.

- [49] K. J. Gilbert, N. P. Sharp, A. L. Angert, G. L. Conte, J. A. Draghi, F. Guillaume, A. L. Hargreaves, R. Matthey-Doret, M. C. Whitlock, Local adaptation interacts with expansion load during range expansion: Maladaptation reduces expansion load, *The American Naturalist* 189 (4) (2017) 368–380.
- [50] O. Hallatschek, D. R. Nelson, Life at the front of an expanding population, *Evolution: International Journal of Organic Evolution* 64 (1) (2010) 193–206.
- [51] S. Peischl, L. Excoffier, Expansion load: recessive mutations and the role of standing genetic variation, *Molecular ecology* 24 (9) (2015) 2084–2094.
- [52] S. Peischl, M. Kirkpatrick, L. Excoffier, Expansion load and the evolutionary dynamics of a species range, *The American Naturalist* 185 (4) (2015) E81–E93.
- [53] J. M. Travis, T. Münkemüller, O. J. Burton, A. Best, C. Dytham, K. Johst, Deleterious mutations can surf to high densities on the wave front of an expanding population, *Molecular biology and evolution* 24 (10) (2007) 2334–2343.
- [54] B. M. Henn, L. R. Botigué, S. Peischl, I. Dupanloup, M. Lipatov, B. K. Maples, A. R. Martin, S. Musharoff, H. Cann, M. P. Snyder, et al., Distance from sub-Saharan Africa predicts mutational load in diverse human genomes, *Proceedings of the National Academy of Sciences* 113 (4) (2016) E440–E449.
- [55] S. Peischl, I. Dupanloup, A. Foucal, M. Jomphe, V. Bruat, J.-C. Grenier, A. Gouy, K. Gilbert, E. Gbeha, L. Bosshard, et al., Relaxed selection during a recent human expansion, *Genetics* 208 (2) (2018) 763–777.
- [56] L. Bosshard, I. Dupanloup, O. Tenaillon, R. Bruggmann, M. Ackermann, S. Peischl, L. Excoffier, Accumulation of deleterious mutations during bacterial range expansions, *Genetics* 207 (2) (2017) 669–684.
- [57] S. C. González-Martínez, K. Ridout, J. R. Pannell, Range expansion compromises adaptive evolution in an outcrossing plant, *Current Biology* 27 (16) (2017) 2544–2551.

- [58] Y. Willi, M. Fracassetti, S. Zoller, J. Van Buskirk, Accumulation of mutational load at the edges of a species range, *Molecular biology and evolution* 35 (4) (2018) 781–791.
- [59] B. Laenen, A. Tedder, M. D. Nowak, P. Toräng, J. Wunder, S. Wötzel, K. A. Steige, Y. Kourmpetis, T. Odong, A. D. Drouzas, et al., Demography and mating system shape the genome-wide impact of purifying selection in *Arabis alpina*, *Proceedings of the National Academy of Sciences* 115 (4) (2018) 816–821.
- [60] S. Gravel, When is selection effective?, *Genetics* 203 (1) (2016) 451–462.
- [61] V. Sousa, S. Peischl, L. Excoffier, Impact of range expansions on current human genomic diversity, *Current opinion in genetics & development* 29 (2014) 22–30.
- [62] Y. B. Simons, M. C. Turchin, J. K. Pritchard, G. Sella, The deleterious mutation load is insensitive to recent population history, *Nature genetics* 46 (3) (2014) 220.
- [63] K. E. Lohmueller, The distribution of deleterious genetic variation in human populations, *Current opinion in genetics & development* 29 (2014) 139–146.
- [64] B. Charlesworth, M. T. Morgan, D. Charlesworth, The effect of deleterious mutations on neutral molecular variation., *Genetics* 134 (1993) 1289–1303.
- [65] P. Messer, R. A. Neher, Estimating the strength of selective sweeps from deep population diversity data., *Genetics* 191 (2012) 595–605.
- [66] J. Hermisson, P. S. Pennings, Soft Sweeps, *Genetics* 169 (4) (2005) 2335–2352, ISSN 0016-6731, doi:10.1534/genetics.104.036947, URL <http://www.genetics.org/content/169/4/2335>.
- [67] P. S. Pennings, J. Hermisson, Soft Sweeps II: Molecular Population Genetics of Adaptation from Recurrent Mutation or Migration, *Molecular Biology and Evolution* 23 (5) (2006) 1076–1084, doi:10.1093/molbev/msj117, URL <http://dx.doi.org/10.1093/molbev/msj117>.

- [68] P. S. Pennings, J. Hermisson, Soft Sweeps III: The Signature of Positive Selection from Recurrent Mutation, *PLOS Genetics* 2 (12) (2006) 1–15, doi:10.1371/journal.pgen.0020186, URL <https://doi.org/10.1371/journal.pgen.0020186>.
- [69] T. Ohta, M. Kimura, Development of associative overdominance through linkage disequilibrium in finite populations, *Genetical Research* 16 (2) (1970) 165–177, doi:10.1017/S0016672300002391.
- [70] L. Zhao, B. Charlesworth, Resolving the conflict between associative overdominance and background selection, *Genetics* 203 (3) (2016) 1315–1334.
- [71] F. Tajima, Statistical method for testing the neutral mutation hypothesis by DNA polymorphism, *Genetics* 123 (3) (1989) 585–595.
- [72] R. R. Hudson, K. N. L., Deleterious background selection with recombination., *Genetics* 141 (1995) 1605–17.
- [73] P. C. Sabeti, D. E. Reich, J. M. Higgins, H. Z. Levine, D. J. Richter, S. F. Schaffner, S. B. Gabriel, J. V. Platko, N. J. Patterson, G. J. McDonald, et al., Detecting recent positive selection in the human genome from haplotype structure, *Nature* 419 (6909) (2002) 832–837.
- [74] B. F. Voight, S. Kudaravalli, X. Wen, J. K. Pritchard, A map of recent positive selection in the human genome, *PLoS biology* 4 (3).
- [75] P. C. Sabeti, P. Varilly, B. Fry, J. Lohmueller, E. Hostetter, C. Cot-sapas, X. Xie, E. H. Byrne, S. A. McCarroll, R. Gaudet, et al., Genome-wide detection and characterization of positive selection in human populations, *Nature* 449 (7164) (2007) 913–918.
- [76] N. R. Garud, P. W. Messer, E. O. Buzbas, D. A. Petrov, Recent Selective Sweeps in North American *Drosophila melanogaster* Show Signatures of Soft Sweeps, *PLOS Genetics* 11 (2) (2015) 1–32, doi:10.1371/journal.pgen.1005004, URL <https://doi.org/10.1371/journal.pgen.1005004>.
- [77] S. Laurin-Lemay, H. Philippe, N. Rodrigue, Multiple Factors Confounding Phylogenetic Detection of Selection on Codon

- Usage, *Molecular Biology and Evolution* 35 (6) (2018) 1463–1472, ISSN 0737-4038, doi:10.1093/molbev/msy047, URL <https://doi.org/10.1093/molbev/msy047>.
- [78] F. Pouyet, S. Aeschbacher, A. Thiery, L. Excoffier, Background selection and biased gene conversion affect more than 95% of the human genome and bias demographic inferences, *Elife* 7 (2018) e36317.
- [79] A. Harpak, A. Bhaskar, J. K. Pritchard, Mutation Rate Variation is a Primary Determinant of the Distribution of Allele Frequencies in Humans, *PLOS Genetics* 12 (12) (2016) 1–22, doi:10.1371/journal.pgen.1006489, URL <https://doi.org/10.1371/journal.pgen.1006489>.
- [80] A. M. Larracunte, D. C. Presgraves, The Selfish Segregation Distorter Gene Complex of *Drosophila melanogaster*, *Genetics* 192 (1) (2012) 33–53, ISSN 0016-6731, doi:10.1534/genetics.112.141390, URL <https://www.genetics.org/content/192/1/33>.
- [81] D. C. Presgraves, P. R. Gerard, A. Cherukuri, T. W. Lyttle, Large-Scale Selective Sweep among Segregation Distorter Chromosomes in African Populations of *Drosophila melanogaster*, *PLOS Genetics* 5 (5) (2009) 1–13, doi:10.1371/journal.pgen.1000463, URL <https://doi.org/10.1371/journal.pgen.1000463>.
- [82] A. K. Lindholm, K. A. Dyer, R. C. Firman, L. Fishman, W. Forstmeier, L. Holman, H. Johannesson, U. Knief, H. Kokko, A. M. Larracunte, A. Manser, C. Montchamp-Moreau, V. G. Petrosyan, A. Pomiankowski, D. C. Presgraves, L. D. Safronova, A. Sutter, R. L. Unckless, R. L. Verspoor, N. Wedell, G. S. Wilkinson, T. A. Price, The Ecology and Evolutionary Dynamics of Meiotic Drive, *Trends in Ecology and Evolution* 31 (4) (2016) 315 – 326, ISSN 0169-5347, doi:<https://doi.org/10.1016/j.tree.2016.02.001>, URL <http://www.sciencedirect.com/science/article/pii/S0169534716000434>.
- [83] C. Bartolome, X. Maside, B. Charlesworth, On the Abundance and Distribution of Transposable Elements in the Genome of *Drosophila melanogaster*, *Molecular Biology and Evolution* 19 (6) (2002) 926–937, ISSN 0737-4038, doi:10.1093/oxfordjournals.molbev.a004150, URL <https://doi.org/10.1093/oxfordjournals.molbev.a004150>.

- [84] B. McClintock, The origin and behavior of mutable loci in maize, *Proceedings of the National Academy of Sciences* 36 (6) (1950) 344–355, ISSN 0027-8424, doi:10.1073/pnas.36.6.344, URL <https://www.pnas.org/content/36/6/344>.
- [85] T. Wicker, F. Sabot, A. Hua Van, J. Bennetzen, P. Capy, B. Chalhou, A. Flavell, P. Leroy, M. Morgante, O. Panaud, P. Paux, E. AND SanMiguel, A. Schulman, A unified classification system for eukaryotic transposable elements., *Nat Rev Genet* 8 (2007) 973–982, doi:doi:10.1038/nrg2165.
- [86] A. P. J. de Koning, W. Gu, T. A. Castoe, M. A. Batzer, D. D. Pollock, Repetitive Elements May Comprise Over Two-Thirds of the Human Genome, *PLOS Genetics* 7 (12) (2011) 1–12, doi:10.1371/journal.pgen.1002384, URL <https://doi.org/10.1371/journal.pgen.1002384>.
- [87] J. L. Villanueva-Canas, G. E. Rech, M. A. R. de Cara, J. Gonzalez, Beyond SNPs: how to detect selection on transposable element insertions, *Methods in Ecology and Evolution* 8 (6) (2017) 728–737, doi:10.1111/2041-210X.12781, URL <https://besjournals.onlinelibrary.wiley.com/doi/abs/10.1111/2041-210X.12781>.
- [88] W. Xiong, L. He, J. Lai, H. Dooner, C. Du, HelitronScanner uncovers a large overlooked cache of Helitron transposons in many plant genomes, *Proceedings of the National Academy of Sciences* 111 (2014) 10263–10268.
- [89] J.-M. Chen, N. Chuzhanova, P. D. Stenson, C. Férec, D. N. Cooper, Meta-Analysis of gross insertions causing human genetic disease: Novel mutational mechanisms and the role of replication slippage, *Human mutation* 25 (2) (2005) 207–221.
- [90] M. A. Batzer, P. L. Deininger, Alu repeats and human genomic diversity, *Nature Reviews Genetics* 3 (2002) 370–379.
- [91] B. S. Bourgeois, Yann, On the Population Dynamics of Junk: A Review on the Population Genomics of Transposable Elements, *Genes* 10 (6) (2019) 419.

- [92] S. Myers, R. Bowden, A. Tumian, R. E. Bontrop, C. Freeman, T. S. MacFie, G. McVean, P. Donnelly, Drive Against Hotspot Motifs in Primates Implicates the PRDM9 Gene in Meiotic Recombination, *Science* 327 (5967) (2010) 876–879, ISSN 0036-8075, doi:10.1126/science.1182363, URL <http://science.sciencemag.org/content/327/5967/876>.
- [93] K. Paigen, P. M. Petkov, PRDM9 and Its Role in Genetic Recombination, *Trends in Genetics* 34 (2018) 291–300.
- [94] L. Duret, N. Galtier, Biased gene conversion and the evolution of mammalian genomic landscapes., *Annual Review of Genomics and Human Genetics* 10 (2009) 285–311.
- [95] Y. Lesecque, D. Mouchiroud, L. Duret, GC-biased gene conversion in yeast is specifically associated with crossovers: molecular mechanisms and evolutionary significance., *Mol. Biol. Evol.* 30 (2013) 1409–1419.
- [96] N. Galtier, L. Duret, S. Glemin, V. Ranwez, GC-biased gene conversion promotes the fixation of deleterious amino acid changes in primates, *Trends in Genetics* 25 (1) (2009) 1 – 5, ISSN 0168-9525, doi:<https://doi.org/10.1016/j.tig.2008.10.011>, URL <http://www.sciencedirect.com/science/article/pii/S0168952508003004>.
- [97] A. Ratnakumar, S. Mousset, S. Glemin, J. Berglund, N. Galtier, L. Duret, M. T. Webster, Detecting positive selection within genomes: the problem of biased gene conversion, *Philos. Trans. R. Soc. Lond., B, Biol. Sci.* 365 (1552) (2010) 2571–2580.
- [98] S. Glemin, Y. Clement, J. David, A. Ressayre, GC content evolution in coding regions of angiosperm genomes: a unifying hypothesis, *Trends in Genetics* 30 (7) (2014) 263 – 270, ISSN 0168-9525, doi:<https://doi.org/10.1016/j.tig.2014.05.002>, URL <http://www.sciencedirect.com/science/article/pii/S0168952514000808>.
- [99] M. T. Webster, E. Axelsson, H. Ellegren, Strong Regional Biases in Nucleotide Substitution in the Chicken Genome, *Molecular Biology and Evolution* 23 (6) (2006) 1203–1216, ISSN 0737-4038, doi:10.1093/molbev/msk008, URL <https://doi.org/10.1093/molbev/msk008>.

- [100] F. Lassalle, S. Périan, T. Bataillon, X. Nesme, L. Duret, V. Daubin, GC-Content Evolution in Bacterial Genomes: The Biased Gene Conversion Hypothesis Expands., *PLoS Genet.* 11 (2) (2015) e1004941.
- [101] F. Pouyet, D. Mouchiroud, L. Duret, M. Semon, Recombination, meiotic expression and human codon usage., *Elife* 6 (2017) e27344.
- [102] H. Gingold, D. Tehler, N. R. Christoffersen, M. M. Nielsen, F. Asmar, S. M. Kooistra, N. S. Christophersen, L. L. Christensen, M. Borre, K. D. Sørensen, L. D. Andersen, C. L. Andersen, E. Hulleman, T. Wurdinger, E. Ralfkiær, K. Helin, K. Grønbæk, T. Orntoft, S. M. Waszak, O. Dahan, J. S. Pedersen, A. H. Lund, Y. Pilpel, A dual program for translation regulation in cellular proliferation and differentiation., *Cell* 158 (6) (2014) 1281–92.
- [103] L. D. Hurst, A century of bias in genetics and evolution, *Heredity* 123 (2019) 33–43, ISSN 11365-12540, URL <https://doi.org/10.1038/s41437-019-0194-2>.