

# Magneto-optic and transverse transport properties of non-collinear antiferromagnets

Sebastian Wimmer,<sup>1,\*</sup> Sergiy Mankovsky,<sup>1</sup> Ján Minár,<sup>2</sup> Alexander N. Yaresko,<sup>3</sup> and Hubert Ebert<sup>1</sup>

<sup>1</sup>*Department Chemie, Physikalische Chemie, Universität München, Butenandtstr. 5-13, 81377 München, Germany*

<sup>2</sup>*New Technologies Research Centre, University of West Bohemia, Univerzitni 8, 30614 Pilsen, Czech Republic*

<sup>3</sup>*Max-Planck-Institute for Solid State Research, Heisenbergstrasse 1, 70569 Stuttgart, Germany*

Previous studies on the anomalous Hall effect in coplanar non-collinear antiferromagnets are revisited and extended to magneto-optic properties, namely magneto-optic Kerr effect (MOKE) and X-ray magnetic dichroism (XMCD). Starting from group-theoretical considerations the shape of the frequency-dependent conductivity tensor for various actual and hypothetical spin configurations in cubic and hexagonal  $\text{Mn}_3\text{X}$  compounds is determined. Calculated MOKE and X-ray dichroism spectra are used to confirm these findings and to give estimates of the size of the effects. For  $\text{Mn}_3\text{IrPt}$  and  $\text{Mn}_3\text{PtRh}$  alloys the concentration dependence of the anomalous and spin Hall conductivity is studied in addition.

## I. INTRODUCTION

The anomalous Hall effect (AHE) in magnetically ordered materials is usually considered to scale with the corresponding magnetization.<sup>1–4</sup> The same applies to the magneto-optical Kerr effect<sup>5,6</sup> (MOKE) that is used in particular to monitor the magnetization dynamics.<sup>7,8</sup> While the linear relationship of the AHE and the MOKE with the magnetization appears plausible, there seems to be no strict formal justification given for this in the literature apart from numerical studies based on *ab initio* calculations.<sup>9</sup> Nevertheless, a sum rule has been derived that relates the integrated off-diagonal optical conductivity to the orbital magnetic moment of the material.<sup>10,11</sup> The magnetic circular dichroism in X-ray absorption (XMCD) is very closely related to the MOKE.<sup>12</sup> To make full use of this local magnetic probe several authors have derived the so-called XMCD sum rules<sup>13–15</sup> that allow for example to deduce from the integrated  $L_{2,3}$ -spectra of 3d-transition metals their spin and orbital magnetic moments. In line with the sum rules an angular dependency according to  $\cos(\hat{m} \cdot \hat{q})$  is assumed, where  $\hat{m}$  and  $\hat{q}$  are the orientation of the local moment probed by XMCD and that of the incident X-ray beam. This simple relation implies in particular that in spin-compensated antiferromagnetic systems the XMCD should vanish. For such systems information on the local magnetic moment can nevertheless be obtained by exploiting the linear magnetic X-ray dichroism (XMLD) for which two spectra with linear polarization parallel and perpendicular to the local magnetization are recorded.<sup>16</sup>

In contrast to this situation, Chen *et al.*<sup>17</sup> pointed out that perfect spin-compensation in an antiferromagnet is not a sufficient criterion for the AHE to be absent. In fact these authors give symmetry arguments that the AHE can indeed occur for example in spin-compensated non-collinear antiferromagnets as  $\text{Mn}_3\text{Ir}$  that is commonly employed in spin-valve devices. Numerical work by Chen *et al.* for  $\text{Mn}_3\text{Ir}$  gives in fact a rather large anomalous Hall conductivity, comparable in size to the values for Fe, Co, and Ni. Kübler and Felser<sup>18</sup> numerically confirmed the results of Chen *et al.* and investigated in addi-

tion the non-collinear antiferromagnetic hexagonal compounds  $\text{Mn}_3\text{Ge}$  and  $\text{Mn}_3\text{Sn}$  considering various coplanar and non-coplanar triangular magnetic configurations. Also in this case several spin-compensated configurations were identified that were predicted to exhibit an AHE. These predictions recently could indeed be experimentally verified in  $\text{Mn}_3\text{Sn}$ <sup>19</sup> and  $\text{Mn}_3\text{Ge}$ .<sup>20,21</sup>

Here one should stress that the occurrence of off-diagonal anti-symmetric conductivity tensor elements has been unambiguously determined much earlier. In particular Kleiner<sup>22</sup> gave the space-time symmetry-restricted tensor forms for the electrical conductivity in all magnetic solids based on the transformation properties of the corresponding Kubo formula under the symmetry operations of the relevant magnetic group. These results in particular do not rest on the assumption of collinear magnetic order or a finite magnetization. Moreover, they apply to the frequency-dependent or optical conductivity just as well and therefore imply the presence of MOKE as well as XMCD signals concomitant with the AHC. The former has been studied in chiral cuprates based on tight-binding model calculations of the Berry curvature<sup>23</sup> and, using first-principles methods, in cubic  $\text{Mn}_3\text{Ir}$ -type compounds<sup>24</sup>. The symmetry criteria for the presence of the spin Hall effect (SHE) have recently been given by the present authors<sup>25</sup>, extending the approach by Kleiner<sup>22</sup> to more complex situations. The SHE in non-collinear antiferromagnets is currently the subject of intensive theoretical efforts<sup>26–29</sup> and has been observed in experiments on  $\text{Mn}_3\text{Ir}$ <sup>30</sup> via its contribution to the so-called spin-orbit torque. Due to the identical transformation properties of electronic charge and heat current operators<sup>22,25</sup> the occurrence of AHE and SHE imply the existence of corresponding thermally-induced effects, the anomalous and spin Nernst effects. These have been studied in hexagonal  $\text{Mn}_3\text{X}$  ( $\text{X} = \text{Sn}, \text{Ge}, \text{Ga}$ ) using the Berry curvature approach and a Mott-like formula.<sup>31</sup> The anomalous Nernst effect has recently been observed experimentally in  $\text{Mn}_3\text{Sn}$ .<sup>32</sup> Of particular current interest in the thriving field of non-collinear magnetism is the occurrence of chirality-induced or so-called *topological* effects arising from the emergent electromagnetic field created by a non-trivial real- or reciprocal-space texture.<sup>33</sup>

This will be the subject of another publication.<sup>34</sup>

In the following we present a theoretical study on the transverse transport and optical properties of non-collinear coplanar antiferromagnets. The next section (II) gives a brief overview on the theoretical framework and methods applied. The major part of this contribution is devoted to results for the cubic prototype system  $\text{Mn}_3\text{Ir}$  in section III and a number of possible magnetic configurations of hexagonal  $\text{Mn}_3\text{Ge}$  in section IV.

## II. THEORETICAL FRAMEWORK

### A. Magnetic symmetry and shape of the conductivity tensor

For the specific case of  $\text{Mn}_3\text{Ir}$  the occurrence of a non-vanishing AHE was predicted by Chen *et al.*<sup>17</sup> by explicitly considering Kagome-type sub-lattices occupied by Mn-atoms with triangular antiferromagnetic order (see below) in combination with a suitable model Hamiltonian. A more general scheme to search for a finite AHE in spin-compensated systems is to use Kleiner's tables that give among others the shape of the frequency dependent conductivity tensor  $\sigma(\omega)$  for any material.<sup>22</sup> These tables were constructed by starting from Kubo's linear response formalism and making use of the behavior of the current density operator under all symmetry operations of the relevant magnetic space group. It turns out that only the magnetic Laue group of a material has to be known to fix unambiguously the shape of  $\sigma(\omega)$ . Unfortunately, Kleiner<sup>22</sup> used an old definition for the Laue group that is obtained by removing the inversion from all improper symmetry operations of the magnetic point group leading to the magnetic Laue Group 32' in the case of  $\text{Mn}_3\text{Ir}$ .<sup>22</sup> With the (magnetic) Laue group defined<sup>35</sup> to be the (magnetic) point group artificially extended by the inversion one is led to the magnetic Laue group  $\bar{3}m'$  instead. Kleiner's tables have been updated recently by Seemann *et al.*<sup>25</sup> to account in particular for the revised definition of the magnetic Laue group.

Having determined the magnetic Laue group of a solid –for this purpose the program FINDSYM<sup>36,37</sup> was used here– the specific shape of its conductivity tensor  $\sigma(\omega)$  can be read from these tables. The presence of an anti-symmetric part for the off-diagonal tensor elements in particular indicates the simultaneous occurrence of the AHE, the MOKE as well as the XMCD (see below).

### B. First-principles calculations of the anomalous Hall effect, the magneto-optical Kerr effect and the X-ray magnetic dichroism

The qualitative investigations on the occurrence of the AHE, the MOKE and XMCD of various materials presented below, had been complemented by corresponding numerical work. The underlying electronic structure cal-

culations have been done within the framework of relativistic spin density functional theory with the corresponding Dirac Hamiltonian given by:<sup>38</sup>

$$\mathcal{H}_D = c\boldsymbol{\alpha} \cdot \vec{p} + \beta mc^2 + V(\vec{r}) + \beta \Sigma_z B(\vec{r}). \quad (1)$$

Here all quantities have their usual meaning<sup>39</sup>, with the spin-averaged and spin-dependent exchange correlation contributions  $\bar{V}_{xc}(\vec{r})$  and  $B_{\text{eff}}(\vec{r})$ , respectively, to the effective potential  $V(\vec{r})$  set up using the parametrization of Vosko *et al.*<sup>40</sup>. To deal with the resulting four-component Dirac equation the spin-polarized relativistic (SPR) formulations of the Korringa-Kohn-Rostoker (KKR)<sup>41,42</sup> and linear-muffin-tin-orbital (LMTO)<sup>43–45</sup> methods have been used. With the electronic Green Function  $G^+(\vec{r}, \vec{r}', E)$  supplied by the SPR-KKR method the dc-conductivity tensor  $\sigma$  has been evaluated on the basis of the Kubo-Středa equation:<sup>46</sup>

$$\begin{aligned} \sigma_{xy} = & \frac{\hbar}{4\pi N\Omega} \text{Trace} \langle \hat{j}_x (G^+ - G^-) \hat{j}_y G^- \\ & - \hat{j}_x G^+ \hat{j}_y (G^+ - G^-) \rangle_c \\ & + \frac{e}{4\pi i N\Omega} \text{Trace} \langle (G^+ - G^-) (\hat{r}_x \hat{j}_y - \hat{r}_y \hat{j}_x) \rangle_c. \end{aligned} \quad (2)$$

See for example Ref. 47 concerning the implementation of this expression.

The optical conductivity tensor  $\sigma(\omega)$  for finite frequencies, on the other hand, has been determined using the SPR-LMTO method and the standard expression for the absorptive part of the diagonal and off-diagonal tensor elements,  $\sigma_{\lambda\lambda}^1(\omega)$  and  $\sigma_{\lambda\lambda}^2(\omega)$ , respectively:<sup>12,48,49</sup>

$$\begin{aligned} \sigma_{\lambda\lambda}^1(\omega) = & \frac{\pi e^2}{\hbar \omega m^2 V} \sum_{\substack{j' \vec{k} \text{ occ.} \\ j \vec{k} \text{ unocc.}}} |\Pi_{jj'}^\lambda|^2 \delta(\omega - \omega_{jj'}) \quad (3) \\ \sigma_{\lambda\lambda}^2(\omega) = & \frac{\pi e^2}{\hbar \omega m^2 V} \sum_{\substack{j' \vec{k} \text{ occ.} \\ j \vec{k} \text{ unocc.}}} \Im \left( \Pi_{jj'}^\lambda \Pi_{jj'}^{\lambda'} \right) \delta(\omega - \omega_{jj'}) \end{aligned} \quad (4)$$

with the matrix elements  $\Pi_{j'j}^\lambda = \langle \phi_{j'\vec{k}} | \mathcal{H}_\lambda | \phi_{j\vec{k}} \rangle$  of the Bloch states  $|\phi_{j\vec{k}}\rangle$  and their energy difference  $\omega_{jj'} = E_{j\vec{k}} - E_{j'\vec{k}}$ . The dispersive part was determined in a second step by means of a Kramers-Kronig transformation. With the full tensor  $\sigma(\omega)$  available, the Kerr rotation angle  $\theta_K$  was obtained from the standard expression:<sup>12,49</sup>

$$\theta_K \simeq \Re \left( \frac{\sigma_{xy}(\omega)}{\sigma_{xx}(\omega) \sqrt{1 - \frac{4\pi i}{\omega} \sigma_{xx}(\omega)}} \right), \quad (5)$$

that clearly shows that the Kerr rotation – as the Kerr ellipticity – is directly connected with the off-diagonal element  $\sigma_{xy}(\omega)$  of the conductivity tensor.

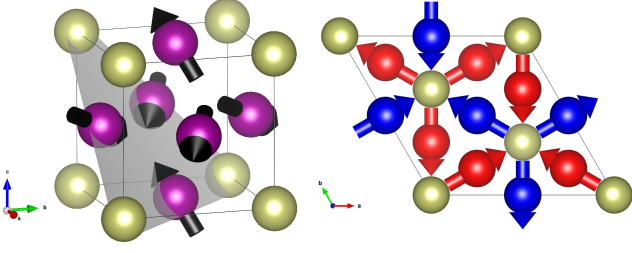


FIG. 1. Left: Cubic unit cell of  $\text{Mn}_3\text{Ir}$  in the triangular antiferromagnetic structure. Ir atoms are colored in gold (light gray), Mn atoms in purple (dark gray). Black arrows indicate the direction of the magnetic moments on the Mn sites, the gray-shaded surface marks the (111) plane. Right: View along [111] on the Kagome planes, Mn atoms and moments in alternating layers are colored in red and blue.<sup>51</sup>

Finally, the X-ray absorption coefficients  $\mu_\lambda(\omega)$  for polarization  $\lambda$  have been calculated using the SPR-KKR Green function method on the basis of the expression:<sup>12,50</sup>

$$\mu_\lambda(\omega) \propto \sum_{i \text{ occ}} \langle \Phi_i | \mathcal{H}_\lambda^\dagger \mathfrak{G}^+(E_i + \hbar\omega) \mathcal{H}_\lambda | \Phi_i \rangle \theta(E_i + \hbar\omega - E_F), \quad (6)$$

where the functions  $\Phi_i$  represent the probed core states  $i$  at energy  $E_i$  and  $E_F$  is the Fermi energy.

The corresponding XMCD signal  $\Delta\mu(\omega) = \frac{1}{2}(\mu_+(\omega) - \mu_-(\omega))$  is defined as the difference in absorption for left and right circularly polarized radiation. Expressing the absorption coefficient  $\mu_\lambda(\omega)$  in terms of the absorptive part of the corresponding conductivity tensor element:<sup>12</sup>

$$\mu_\lambda(\omega) = \frac{4\pi}{c} \sigma_\lambda^1(\omega), \quad (7)$$

with  $\sigma_\lambda$  given by

$$\sigma_\pm(\omega) = \sqrt{1/2} (\sigma_{xx}(\omega) \pm i\sigma_{xy}(\omega)), \quad (8)$$

one sees immediately that the occurrence of the off-diagonal element  $\sigma_{xy}(\omega)$  implies the occurrence of a XMCD signal  $\Delta\mu(\omega)$ .

### III. CUBIC $\text{Mn}_3\text{Ir}$

The structure and magnetic configuration of  $\text{Mn}_3\text{Ir}$  is given in Fig. 1 showing a non-collinear antiferromagnetic spin arrangement. The Mn moments are lying in the {111} planes of the underlying  $\text{Cu}_3\text{Au}$  ( $\text{L}_{12}$ ) lattice and are oriented along the  $\langle 112 \rangle$  directions, forming a Kagome lattice of corner-sharing triangles. Calculated values for spin and orbital moments are given in Table I. Obviously, the magnetic moment of the Mn atoms is dominated by the spin contribution. For Ir on the other hand the very small induced moment is primarily due to its orbital part.

The magnetic structure leads to the magnetic space group  $R\bar{3}m'$  that has to be considered instead of the

	$\mu_{\text{spin}}(\mu_B)$	$\mu_{\text{orb.}}(\mu_B)$	$\hat{\mu}$
Mn	2.849	0.066	$\langle 112 \rangle$
Ir	-0.001	-0.033	$[111]$
tot.	-0.001	-0.033	$[111]$

TABLE I. Spin and orbital magnetic moments of  $\text{Mn}_3\text{Ir}$ , atomic type-resolved as well as total values are given in units of  $\mu_B$ . Their directions are given in the last column.

space group  $Pm\bar{3}m$  (221) of the  $\text{Cu}_3\text{Au}$  structure. The magnetic point group corresponding to  $R\bar{3}m'$  is  $\bar{3}m'$  and independent of the definition used for the magnetic Laue group, this implies the following shape of the conductivity tensor:

$$\underline{\sigma}(\omega) = \begin{pmatrix} \sigma_{xx}(\omega) & \sigma_{xy}(\omega) & 0 \\ -\sigma_{xy}(\omega) & \sigma_{xx}(\omega) & 0 \\ 0 & 0 & \sigma_{zz}(\omega) \end{pmatrix}. \quad (9)$$

Here the indices refer to a coordinate system that is conform with the symmetry of the system having the z-axis along the conventional [111]-direction of the cubic  $\text{Cu}_3\text{Au}$  ( $\text{L}_{12}$ ) lattice, while the x- and y-axes lie in the {111}-plane. Strictly spoken, our self-consistent calculations give the Mn magnetic moment slightly tilted from the {111} plane by  $\Delta\theta = 0.03^\circ$ . This small tilting does not change the symmetry of the system and has only little influence on the transport properties. For that reason it was not taken into account when performing the transport calculations.

Obviously,  $\underline{\sigma}(\omega)$  has exactly the same shape as any fcc or bcc ferromagnetic material with the magnetization along the z-axis that coincides with the [001]-direction.<sup>12</sup> This implies that any gyro-magnetic and magneto-optical phenomena occurring for this well-known situation will also be present for the non-collinear antiferromagnet  $\text{Mn}_3\text{Ir}$ . For the corresponding spin conductivity tensor shapes see Ref. 25.

#### A. Anomalous and spin Hall effect

In the DC-limit ( $\omega = 0$ ) the conductivity tensor  $\underline{\sigma}(\omega)$  given by Eq. (9) becomes real. For pure systems the diagonal elements representing longitudinal conductivity diverge for  $T = 0$  K, while the off-diagonal anomalous Hall conductivity (AHC)  $\sigma_{xy} = -\sigma_{yx}$  stays finite. Chen *et al.*<sup>17</sup> calculated the AHC using an expression in terms of the Berry curvature. Their result  $\sigma_{\text{AH}} = 218 (\Omega \cdot \text{cm})^{-1}$  is comparable in size with that for the ferromagnets Fe, Co, and Ni. In the present work the Kubo-Středa linear response formalism<sup>46,47,52</sup> was used, that for pure systems is completely equivalent to the Berry curvature approach.

The values obtained for the intrinsic anomalous and spin Hall conductivities at  $T = 0$  K in pure  $\text{Mn}_3X$  with  $X = \text{Ir}, \text{Pt}, \text{and Rh}$  using the Kubo-Středa formula are collected in Table II. For the AHC in  $\text{Mn}_3\text{Ir}$  reasonable agreement with previous results by Chen *et al.*<sup>17</sup>

	AHC	SHC
Mn <sub>3</sub> Rh	-85	-125
Mn <sub>3</sub> Ir	-280	-230
Mn <sub>3</sub> Pt	-360	-250

TABLE II. Anomalous and spin Hall conductivities, AHC =  $\sigma_{xy}$  and SHC =  $\sigma_{xy}^z$ , respectively, for pure cubic Mn<sub>3</sub>X compounds with X = Rh, Ir, and Pt in units of  $(\Omega \cdot \text{cm})^{-1}$ . The z direction corresponds to the cubic [111] direction perpendicular to the Kagome planes. Results are obtained using the Kubo-Středa formula.

( $218 (\Omega \cdot \text{cm})^{-1}$ ) and Zhang *et al.*<sup>27</sup> ( $-312 (\Omega \cdot \text{cm})^{-1}$ ) is achieved. The clear trend of increasing AHC as well as SHC with atomic number is however in disagreement with the findings of the latter authors.

Figure 2 shows results for the concentration dependence of the AHC in Mn<sub>3</sub>Ir<sub>1-x</sub>Pt<sub>x</sub> (top) as well as for AHC and SHC in Mn<sub>3</sub>Rh<sub>1-x</sub>Pt<sub>x</sub> (middle and bottom, respectively). While for  $\sigma_{xy}$  in Mn<sub>3</sub>Ir<sub>1-x</sub>Pt<sub>x</sub> the usual divergence of the values including vertex corrections is found, followed by a non-trivial concentration dependence, in Mn<sub>3</sub>Rh<sub>1-x</sub>Pt<sub>x</sub> the impact of these is large for the whole investigated range. The spin Hall conductivity in this system behaves very similar to its charge counterpart. The fact that both conductivities without vertex corrections (NV) do not clearly converge towards the intrinsic values when approaching the dilute limits  $x \rightarrow 0/1$  still has to be clarified. For AHC and SHC in Mn<sub>3</sub>Rh<sub>1-x</sub>Pt<sub>x</sub> an almost linear increase with increasing concentration of the heavier alloy partner Pt can be observed, the intrinsic contribution (NV) in particular for the AHC however appears to behave again non-trivially for intermediate concentrations.

### B. Magneto-optical Kerr effect (MOKE)

For finite frequencies the absorptive part of the corresponding optical conductivity tensor  $\sigma(\omega)$  has been calculated in the energy regime  $\hbar\omega = 0 - 10$  eV using the fully relativistic LMTO band structure method.<sup>43-45</sup> Figure 3 (top) shows the corresponding real parts of the optical conductivity,  $\sigma_{ii}^1(\omega)$ . A reasonable qualitative agreement with earlier theoretical work by Feng *et al.*<sup>24</sup> is found. The small difference between  $\sigma_{xx}^1(\omega) = \sigma_{yy}^1(\omega)$  and  $\sigma_{zz}^1(\omega)$  obviously reflects the anisotropy of the system due to the underlying lattice structure as well as the magnetic ordering. Accordingly it will give rise to corresponding magneto-optical phenomena.<sup>12</sup> As a reference, Fig. 3 (top) gives also corresponding results for ferromagnetic bcc-Fe. In this case the anisotropy, i.e., the difference between  $\sigma_{xx}^1(\omega)$  and  $\sigma_{zz}^1(\omega)$ , is only due to the magnetic ordering. As it is much less pronounced than for Mn<sub>3</sub>Ir only  $\sigma_{xx}^1(\omega)$  is given.

Figure 3 (middle) shows the imaginary part of the off-diagonal transverse optical conductivity,  $\sigma_{xy}^2$ , that is the counterpart to the AHC and that in particular

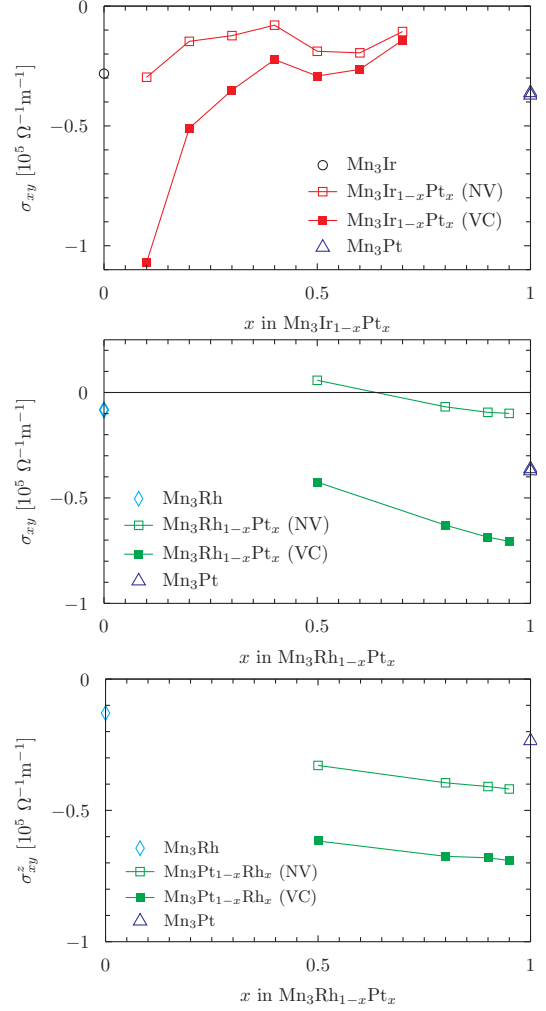


FIG. 2. Anomalous Hall conductivity of Mn<sub>3</sub>Ir<sub>1-x</sub>Pt<sub>x</sub> (top) and Mn<sub>3</sub>Rh<sub>1-x</sub>Pt<sub>x</sub> (middle) as well as spin Hall conductivity of Mn<sub>3</sub>Rh<sub>1-x</sub>Pt<sub>x</sub> alloys (bottom) as a function of concentration  $x$ . Open symbols are results excluding vertex corrections (NV) and filled symbols such including them (VC), see text for details. The intrinsic values of the pure compounds are shown in addition. All results were obtained using the Kubo-Středa formula.

gives rise to the polar Kerr rotation. Interestingly,  $\sigma_{xy}^2$  for Mn<sub>3</sub>Ir is in the same order of magnitude as for ferromagnetic Fe. Accordingly one finds  $\theta_K$  of Mn<sub>3</sub>Ir and Fe to be comparable in magnitude (see bottom panel of Fig. 3). Again reasonable qualitative agreement with Ref. 24 is found.

### C. X-ray absorption spectroscopy

Fig. 4 (upper panel) shows results of calculations for the X-ray absorption coefficient  $\bar{\mu} = \frac{1}{2}(\mu_+ + \mu_-)$  at the Mn L<sub>2,3</sub>-edges for polarization-averaged radiation. These

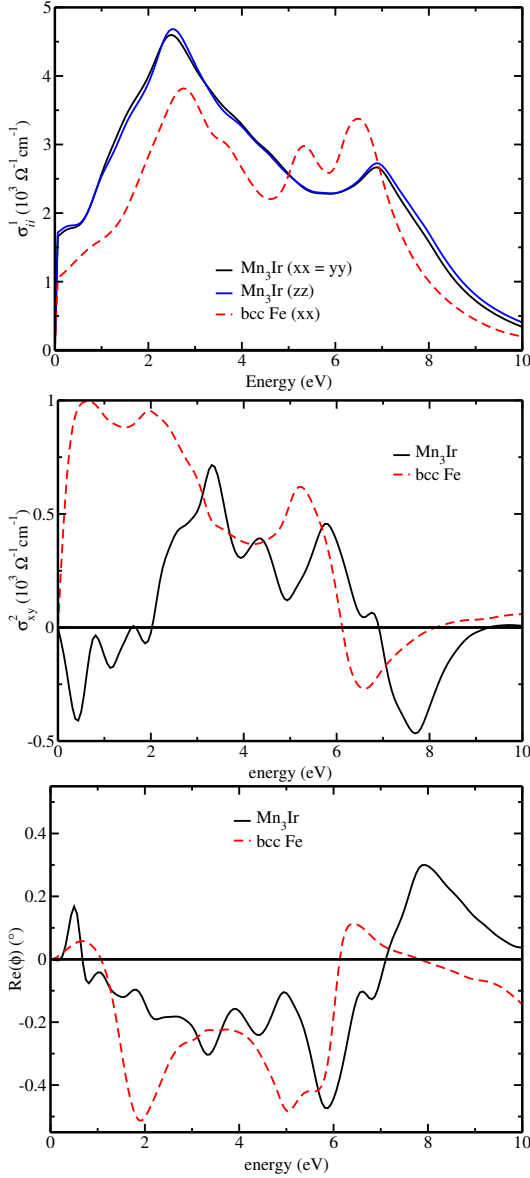


FIG. 3. Absorptive part of the optical conductivity tensor elements  $\sigma_{xx}^1$ ,  $\sigma_{zz}^1$  (top) and  $\sigma_{xy}^2$  (middle) of  $\text{Mn}_3\text{Ir}$  (full lines) together with the Kerr rotation angle  $\theta_K$  (bottom). In addition, corresponding results for ferromagnetic bcc-Fe are given (dashed lines).

spectra show the typical  $L_{2,3}$ -edges of a 3d transition metal shifted against each other by the spin-orbit splitting of the 2p core states. The two curves shown have been obtained for the radiation wave vector  $\vec{q}_{\text{rad}}$  along the  $[111]$ -direction and along the direction  $\hat{m}_{\text{Mn}}$  of the magnetic moment of one of the three equivalent Mn-atoms in the unit cell. Similar to  $\sigma_{xx}^1$  and  $\sigma_{zz}^1$  in the optical regime discussed above the difference is quite small, i.e., only a weak anisotropy occurs. The lower panel of Fig. 4 gives the corresponding XMCD curves  $\Delta\mu$ . For the polar geometry  $\vec{q}_{\text{rad}} \parallel \hat{m}_{\text{Mn}}$  with the artificial restriction to

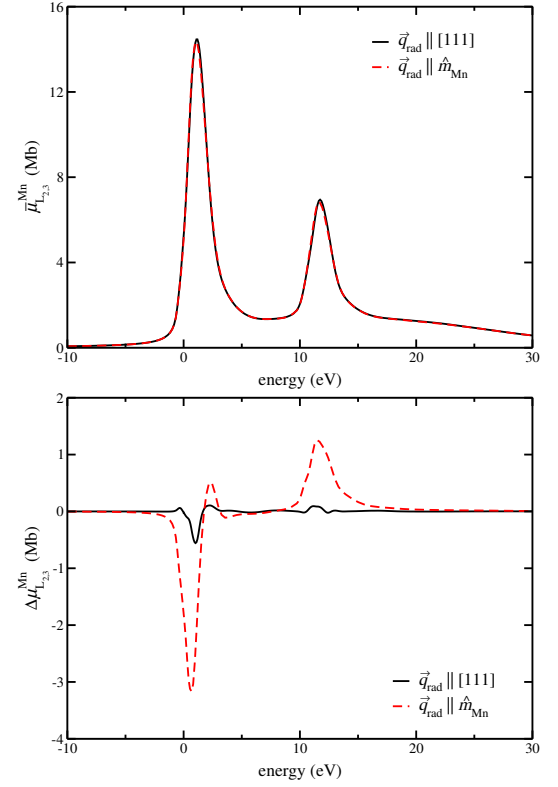


FIG. 4. Total absorption coefficient  $\bar{\mu}$  at the  $L_{2,3}$ -edge of a single Mn atom of non-collinear antiferromagnetic  $\text{Mn}_3\text{Ir}$  (top) and corresponding circular dichroism spectra  $\Delta\mu$  (bottom), both for incidence  $\vec{q}_{\text{rad}}$  perpendicular (along  $[111]$ ) and polar w.r.t. the magnetization direction.

one of the Mn sites the highest XMCD signal can be expected. Indeed for the  $L_3$ -edge about 20 % is found for the ratio  $\Delta\mu/\bar{\mu}$ . This is the typical order of magnitude found in ferromagnetic transition metals.<sup>12</sup> Considering instead the geometry  $\vec{q}_{\text{rad}} \parallel [111]$  with the X-ray beam perpendicular to the Mn magnetic moments, no XMCD signal is expected following the standard arguments.<sup>12</sup> In contrast to this, Fig. 4 (lower panel) clearly shows that there is indeed a finite XMCD present as one had to expect on the basis of Eqs. (7), (8) and (9). In addition one has to emphasize that the individual XMCD for the three Mn sites are identical, i.e., they do not compensate each other as in the case of  $\vec{q}_{\text{rad}} \parallel \hat{m}_{\text{Mn}}$  but add up. Comparing the two XMCD spectra in Fig. 4 one notes that  $\Delta\mu$  for  $\vec{q}_{\text{rad}} \parallel [111]$  is very similar in shape to that for  $\vec{q}_{\text{rad}} \parallel \hat{m}_{\text{Mn}}$  but about one order of magnitude smaller in amplitude. Nevertheless, this implies that it should be possible to detect this XMCD signal in experiment provided one domain dominates in the regime exposed to the X-ray beam (see also comment by Chen *et al.*<sup>17</sup>).

In the top panel of Figure 5 the difference in total absorption  $\Delta\bar{\mu} = \bar{\mu}_i - \bar{\mu}_j$  with  $\bar{\mu}_i = \frac{1}{2}(\mu_{i,+} + \mu_{i,-})$  for incidence along pairs of high symmetry directions ( $i, j =$

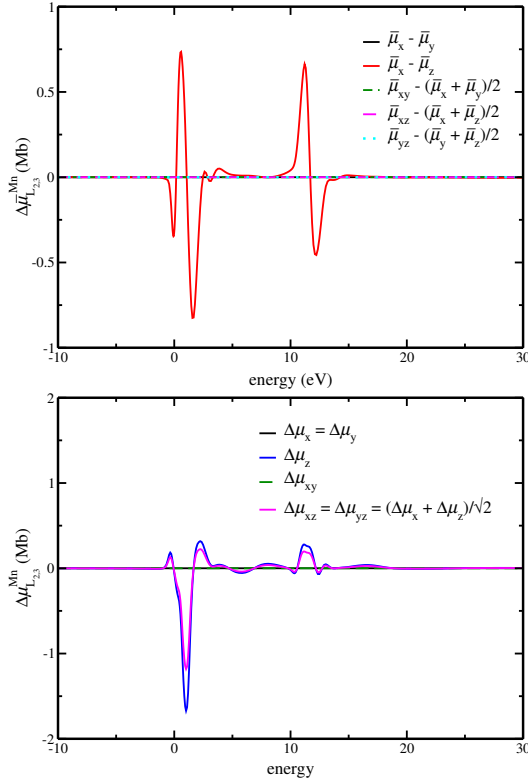


FIG. 5. Top: Differential polarization-averaged X-ray absorption spectra  $\Delta\bar{\mu}$  comparing incidence along high-symmetry directions in  $\text{Mn}_3\text{Ir}$ . Bottom: X-ray magnetic circular dichroism (XMCD) spectra  $\Delta\mu$  in  $\text{Mn}_3\text{Ir}$  for incidence along the same directions as in the top panel.

$x, y, z$ ) and along intermediate directions ( $i = xy, xz, yz$ ) compared to the corresponding linear combinations of  $x, y, z$  is shown. Note that in contrast to the conventional X-ray magnetic linear dichroism, here the polarization of the incoming light is not rotated. The Cartesian directions  $x$  and  $y$  were chosen to be in the  $(111)$  plane (indicated in gray in Figure 1), i.e., corresponding to the crystallographic directions  $[11\bar{2}]$  ( $x$ ) and  $[\bar{1}10]$  ( $y$ ) of the cubic unit cell, while  $z$  is parallel to the  $[111]$  direction (the space diagonal of the cubic unit cell shown in Fig. 1). As can be seen, the absorption is isotropic in the  $(111)$  plane ( $\bar{\mu}_x = \bar{\mu}_y$ ), but different for incidence perpendicular to it, i.e., along the  $[111]$  direction ( $\bar{\mu}_z \neq \bar{\mu}_x$ ). This agrees with the diagonal elements of the tensor in Eq. (9), since the first two elements are identical,  $\sigma_{xx} = \sigma_{yy}$ , and different from the third ( $\sigma_{zz}$ ). Furthermore the absorption for intermediate directions ( $xy, xz$  and  $yz$ ) can be described by a linear combination of the absorption coefficients along Cartesian axes, such as e.g.  $\bar{\mu}_{xz} = \frac{1}{2}(\bar{\mu}_x + \bar{\mu}_z)$ , i.e., no symmetric off-diagonal elements are present in the absorption tensor. In the lower panel of Fig. 5 the circular dichroism for several directions of incidence is compared. Again the results are in agreement with the tensor shape of Eq. (9), inasmuch that the only linearly independent

non-zero anti-symmetric tensor element is  $\Delta\mu_z$ , corresponding to  $\sigma_{xy} = -\sigma_{yx}$ .

#### IV. HEXAGONAL $\text{Mn}_3\text{Ge}$

##### A. Magnetic structure and symmetry

The hexagonal  $\text{Mn}_3\text{Ge}$  compound crystallizes, as its siblings  $\text{Mn}_3\text{Sn}$  and  $\text{Mn}_3\text{Ga}$ , in the  $\text{D}_{019}$  structure with space group  $P6_3/mmc$  (194). The non-magnetic unit cell is shown in Fig. 6 and will be labeled NM in the following. The Mn atoms on the Wyckoff positions  $6h$  in the  $\{0001\}$  planes colored in magenta (dark gray) form triangular, so-called Kagome lattices, stacked alternately along the  $[0001]$  ( $z$ ) direction. Ge atoms occupying the Wyckoff positions  $2h$  are colored in light gray.

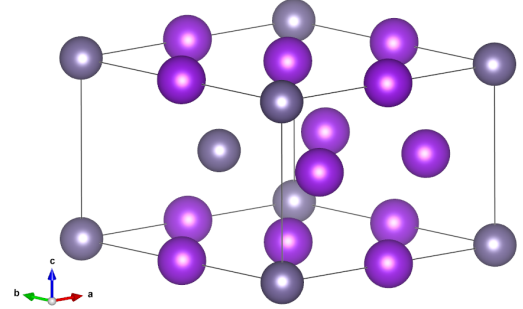


FIG. 6. Non-magnetic unit cell of  $\text{Mn}_3\text{Ge}$  in space group  $P6_3/mmc$  (194). Mn atoms on the Wyckoff positions  $6h$  are colored in magenta (dark gray) and Ge atoms (Wyckoff positions  $2h$ ) are colored in light gray.<sup>51</sup>

A number of non-collinear but coplanar antiferromagnetic alignments of the moments in the two Kagome sublattices have been discussed for  $\text{Mn}_3\text{Ge}$  and related compounds in the literature.<sup>18,53–57</sup> These are collected in Figure 7 together with further, hypothetical spin compensated structures.

The structure AFM0 has the same spin arrangement in both Kagome planes with the Mn moments pointing alternately towards the center of the corner-sharing triangles or away from it. The two sub-lattices are connected by a  $6_3$  operation, i.e., a rotation around  $[0001]$  ( $z$ ) by  $60^\circ$  combined with a translation along  $z$  by half of the corresponding lattice constant. This leads to a bipartite, globally chiral lattice with the non-magnetic Laue group  $6/mmm1'$ . It corresponds to Fig. 3(a) of Ref. 57. The structures AFM1-4 have been discussed by Kübler and Felser<sup>18</sup>, see Figs. 2, 3(a), 3(b), and 5 therein. The structure AFM3 is reported to be obtained by a self-consistent calculation starting from AFM2. An anomalous Hall effect has been predicted for AFM3 and AFM4 by these authors, as well as for an additional non-coplanar structure which will not be discussed herein. The structures AFM5



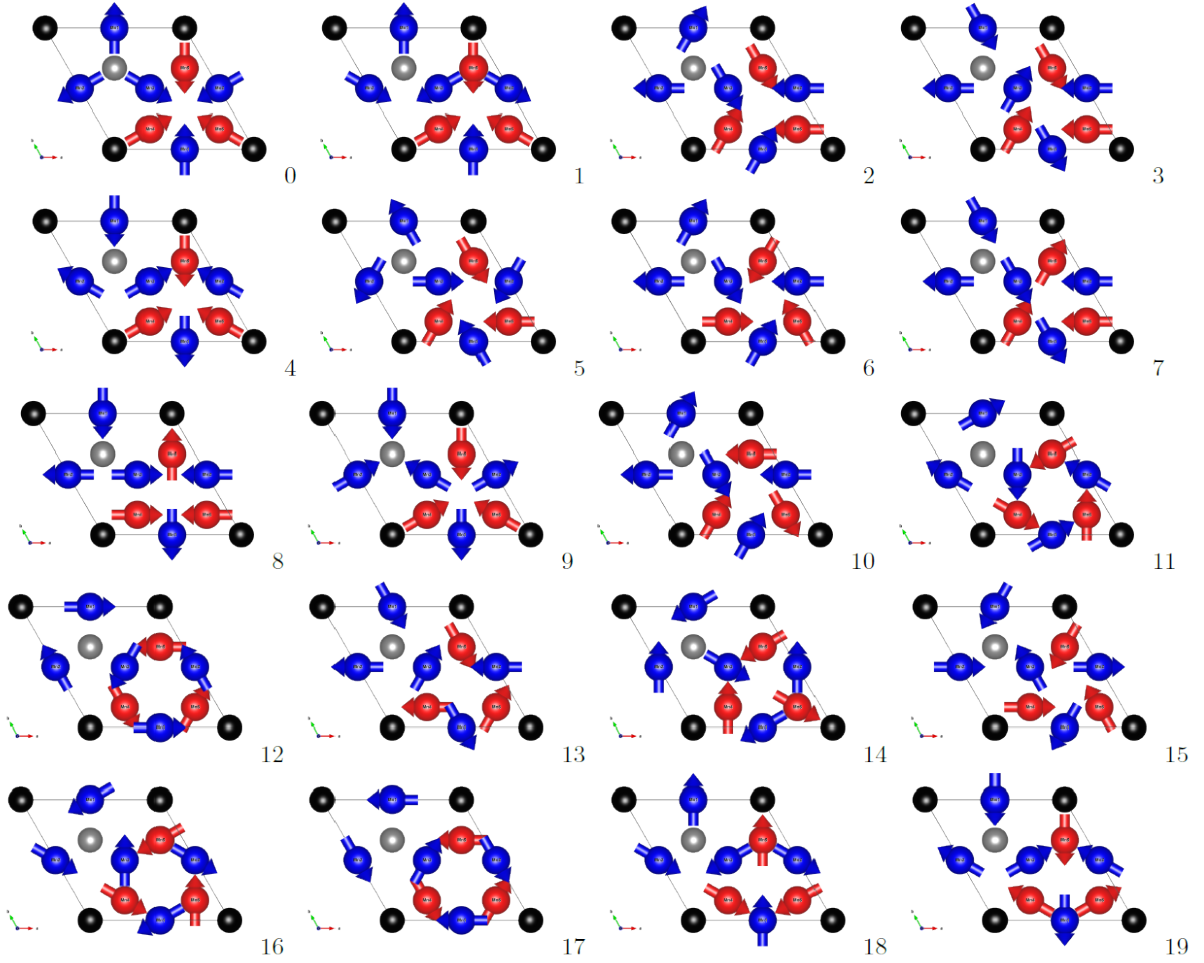


FIG. 7. Antiferromagnetic structures of  $\text{Mn}_3\text{Ge}$ ,  $\text{AFM}i$  with  $i = 0 \dots 19$ , discussed in this contribution.<sup>51</sup>

and AFM6 are obtained from AFM0 by rotating all moments in the Kagome planes by  $30^\circ$ , counterclockwise and clockwise, respectively. AFM7, AFM8, and AFM10 are hypothetical structures. AFM9 is obtained from AFM0 by reversing the moments in one Kagome layer (here the one in blue), leading to opposite chirality in the two planes and global inversion symmetry. The sub-lattices are connected by  $6'_3$ , i.e., a screw rotation in combination with time reversal. It corresponds to Fig. 3(b) of Ref. 57. The structures AFM11 and AFM12 are  $60^\circ$  and  $90^\circ$  clockwise rotations of all moments in AFM0. AFM13 and AFM14 have been proposed in Ref. 20, the first experimental verification of an anomalous Hall effect in  $\text{Mn}_3\text{Ge}$ . AFM13 should furthermore correspond to the magnetic structure of  $\text{Mn}_3\text{Sn}$  in Ref. 19, the very first reported observation of the AHE in a non-collinear antiferromagnet of the hexagonal  $\text{Mn}_3X$  Heusler type. In AFM15, AFM16, and AFM17 the moments are  $30^\circ$ ,  $60^\circ$ , and  $90^\circ$  clockwise rotated w.r.t. AFM9. Finally, AFM18 and AFM19 are proposed in Refs. 21, 27–29, and 58, the latter of the two has been reported by Zhang *et al.*<sup>57</sup> to be the most stable for  $\text{Mn}_3X$  ( $X = \text{Ga}, \text{Sn}, \text{Ge}$ ) based on

DFT calculations. One should stress here again, that all of the above magnetic structures are coplanar and fully spin-compensated, i.e., no weak ferromagnetism<sup>59</sup> due to an out-of-plane rotation is taken into account here.

The magnetic space and Laue groups corresponding to the structures in Figs. 6 and 7 as well as of a ferromagnetic alignment of the Mn moments along the  $[0001]$  direction are given in Table III. For convenience also the magnetic Laue group following the definition of Kleiner<sup>22</sup> is given in parentheses. As can be seen, a number of structures have the same magnetic space group and moreover a number of these lead to the same magnetic Laue groups.

The corresponding symmetry-restricted tensor shapes are:<sup>22,25</sup>

$$\underline{\sigma}^{\text{NM}} = \begin{pmatrix} \sigma_{xx} & 0 & 0 \\ 0 & \sigma_{xx} & 0 \\ 0 & 0 & \sigma_{zz} \end{pmatrix} \quad (10)$$

label	magn. space group	magn. Laue group
NM	$P6_3/mmc$	$6/mmm1' (6221')$
FM	$P6_3/mm'c'$	$6/mm'm' (62'2')$
AFM0	$P6_3/m'm'c'$	$6/mmm1' (6221')$
AFM1	$Am'm'2$	$m'm'm (2'2'2)$
AFM2	$P6'2c'$	$6'/m'mm' (6'22')$
AFM3	$Pm'$	$2'/m' (2')$
AFM4	$Am'm'2$	$m'm'm (2'2'2)$
AFM5	$P6_3/m'$	$6/m1' (61')$
AFM6	$P6_3/m'$	$6/m1' (61')$
AFM7	$Am'a'2$	$m'm'm (2'2'2)$
AFM8	$Cm'c'm'$	$mmm1' (2221')$
AFM9	$P6_3'/m'm'c$	$6'/m'm'm (6'22')$
AFM10	$Pm'$	$2'/m' (2')$
AFM11	$P6_3/m'$	$6/m1' (61')$
AFM12	$P6_3/m'c$	$6/mmm1' (6221')$
AFM13	$Cmc'm'$	$mm'm' (2'2'2)$
AFM14	$Cm'cm'$	$m'mm' (2'22')$
AFM15	$P6_3'/m'$	$6'/m' (6')$
AFM16	$P6_3'/m'$	$6'/m' (6')$
AFM17	$P6_3'/m'mc'$	$6'/m'mm' (6'22')$
AFM18	$Cm'cm'$	$m'mm' (2'22')$
AFM19	$Cm'cm'$	$m'mm' (2'22')$

TABLE III. Magnetic space and Laue groups of the magnetic structures shown in Fig. 7, as well as of the non-magnetic unit cell in Fig. 6 (NM) and a ferromagnetic structure (FM) with all moments along the [0001] direction. The magnetic Laue groups are given following the definition introduced by the present authors<sup>25</sup> as well as the one used by Kleiner<sup>22</sup> (in parentheses). The conventional setting concerning the sequence of generators is used for the space groups and carried over to point and Laue groups.<sup>60</sup>

$$\underline{\sigma}^{\text{FM}} = \begin{pmatrix} \sigma_{xx} & \sigma_{xy} & 0 \\ -\sigma_{xy} & \sigma_{xx} & 0 \\ 0 & 0 & \sigma_{zz} \end{pmatrix} \quad (11)$$

$$\underline{\sigma}^{\text{AFM0,2,5,6,9,11,12,15,16,17}} = \begin{pmatrix} \sigma_{xx} & 0 & 0 \\ 0 & \sigma_{xx} & 0 \\ 0 & 0 & \sigma_{zz} \end{pmatrix} \quad (12)$$

$$\underline{\sigma}^{\text{AFM1,4,13,18,19}} = \begin{pmatrix} \sigma_{xx} & 0 & \sigma_{xz} \\ 0 & \sigma_{yy} & 0 \\ -\sigma_{xz} & 0 & \sigma_{zz} \end{pmatrix} \quad (13)$$

$$\underline{\sigma}^{\text{AFM3,10}} = \begin{pmatrix} \sigma_{xx} & \sigma_{xy} & \sigma_{xz} \\ \sigma_{xy} & \sigma_{yy} & \sigma_{yz} \\ -\sigma_{xz} & -\sigma_{yz} & \sigma_{zz} \end{pmatrix} \quad (14)$$

$$\underline{\sigma}^{\text{AFM7,AFM14}} = \begin{pmatrix} \sigma_{xx} & 0 & 0 \\ 0 & \sigma_{yy} & \sigma_{xz} \\ 0 & -\sigma_{xz} & \sigma_{zz} \end{pmatrix} \quad (15)$$

$$\underline{\sigma}^{\text{AFM8}} = \begin{pmatrix} \sigma_{xx} & 0 & 0 \\ 0 & \sigma_{yy} & 0 \\ 0 & 0 & \sigma_{zz} \end{pmatrix}. \quad (16)$$

In fact, for the twenty actual and hypothetical structures in Fig. 7 obviously only four different tensor shapes are found: a) The non-magnetic shape of Eq. (10) with the crystallographic anisotropy  $\sigma_{xx} = \sigma_{yy} \neq \sigma_{zz}$  that applies for a number of antiferromagnetic structures [see Eq. (12)], b) the ferromagnetic shape of Eq. (11) with an additional off-diagonal anti-symmetric element representing the AHE. This is found again for five antiferromagnetic structures in Eq. (13) and two others in Eq. (15), only with different principal axes, c) the full tensor with two anomalous Hall conductivities in Eq. (14), and finally d) the diagonal fully anisotropic form of AFM8 in Eq. (16). Note that all configurations assumed in experimental (AFM13<sup>19,20</sup>, AFM14<sup>20,21</sup>, AFM18/19<sup>21</sup>) as well as theoretical (AFM1-4<sup>18</sup>, AFM18/19<sup>27-29,58</sup>) investigations on the anomalous Hall effect in hexagonal  $\text{Mn}_3\text{X}$  compounds are found to exhibit at least one off-diagonal anti-symmetric element of  $\underline{\sigma}$ , with the exception of AFM1 for which no AHE is predicted in Ref. 18.

Corresponding tensor forms for direct and inverse spin conductivity can be found in Ref. 25, those for the spin-orbit torque and the Edelstein polarization in chiral structures are given in Refs. 61 and 62, respectively.

## B. X-ray absorption spectroscopy

The tensor shapes presented above were confirmed for selected representative cases using first-principles calculations of X-ray absorption spectra for circularly polarized light. Figures 8-11 show for the structures AFM1-4 the difference in polarization-averaged spectra,  $\Delta\bar{\mu}$ , along high-symmetry (Cartesian and intermediate) directions in the top panels and the corresponding spectra giving the difference in absorption for left and right circularly polarized X-rays, the XMCD signals, in the bottom panels. As stated above (see section III C), a finite  $\Delta\bar{\mu}$  signal in the upper panels of Figs. 8-11 indicates an anisotropy in the symmetric part of the optical conductivity tensor, i.e., a difference on the diagonal and/or presence of symmetric contributions to off-diagonal elements. For the XMCD spectra in the lower panel a finite signal  $\Delta\mu$  along a Cartesian direction  $i$  confirms the presence of anti-symmetric off-diagonal elements of  $\underline{\sigma}(\omega)$  with indices  $j, k \neq i$ . Moreover, an XMCD for incidence along intermediate directions  $\langle 110 \rangle$  is in all cases, if present, found to be a linear combination of the corresponding signals for incidence along the Cartesian axes. Taken together, in all four cases the predicted tensor shapes are confirmed.

## V. CONCLUSIONS

Based on general and model-independent symmetry arguments for the occurrence of galvano-magnetic and magneto-optical phenomena in materials with arbi-



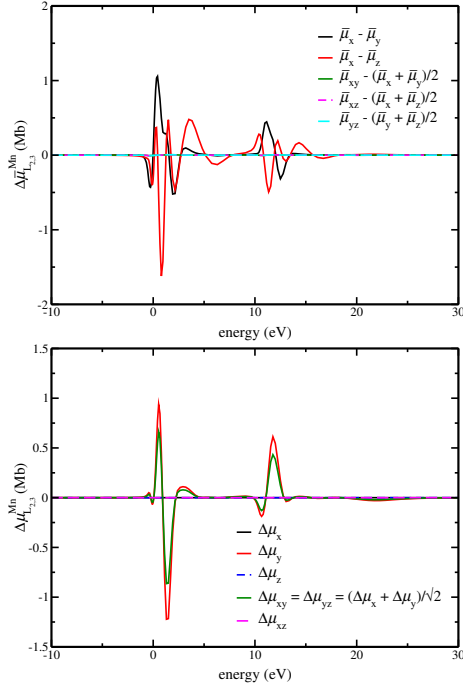


FIG. 8. Top: Differential polarization-averaged X-ray absorption spectra  $\Delta\bar{\mu}$  comparing incidence along high-symmetry directions in  $\text{Mn}_3\text{Ge}$  with AFM1 magnetic structure (see Fig. 7). Bottom: Corresponding X-ray magnetic circular dichroism (XMCD) spectra  $\Delta\mu$ .

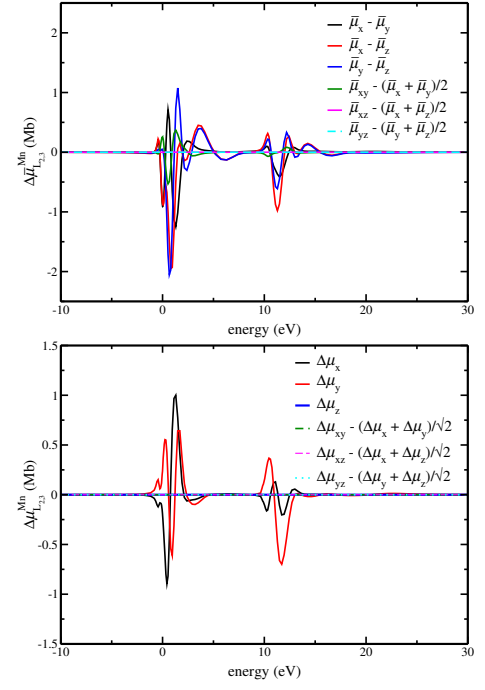


FIG. 10. Top: Differential polarization-averaged X-ray absorption spectra  $\Delta\bar{\mu}$  comparing incidence along high-symmetry directions in  $\text{Mn}_3\text{Ge}$  with AFM3 magnetic structure (see Fig. 7). Bottom: Corresponding X-ray magnetic circular dichroism (XMCD) spectra  $\Delta\mu$ .

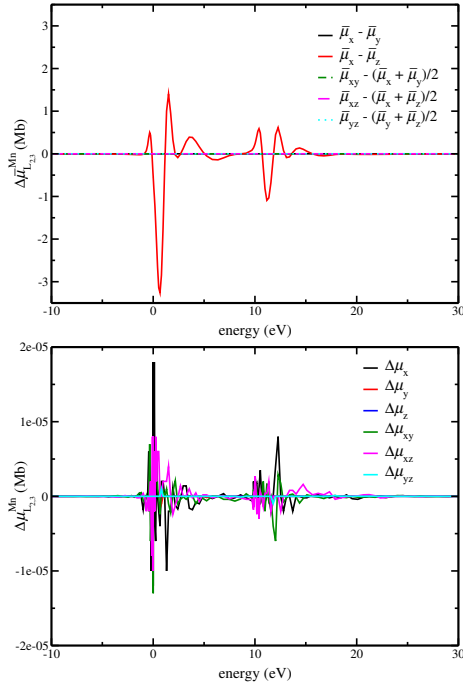


FIG. 9. Top: Differential polarization-averaged X-ray absorption spectra  $\Delta\bar{\mu}$  comparing incidence along high-symmetry directions in  $\text{Mn}_3\text{Ge}$  with AFM2 magnetic structure (see Fig. 7). Bottom: Corresponding X-ray magnetic circular dichroism (XMCD) spectra  $\Delta\mu$ .

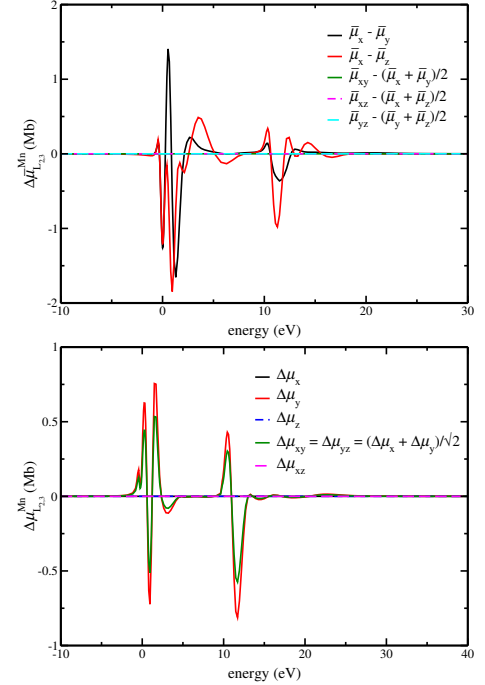


FIG. 11. Top: Differential polarization-averaged X-ray absorption spectra  $\Delta\bar{\mu}$  comparing incidence along high-symmetry directions in  $\text{Mn}_3\text{Ge}$  with AFM4 magnetic structure (see Fig. 7). Bottom: Corresponding X-ray magnetic circular dichroism (XMCD) spectra  $\Delta\mu$ .

trary magnetic order, the implications of in particular off-diagonal anti-symmetric elements of the frequency-dependent conductivity tensor in the coplanar non-collinear antiferromagnets  $\text{Mn}_3X$  with  $X = \text{Ir}$  and  $\text{Ge}$  have been investigated. For the cubic  $\text{Mn}_3\text{Ir}$ -type compound the results of first-principles Kubo linear response calculations of the anomalous and spin Hall conductivities could be shown to be in reasonable agreement with previous findings. In addition the concentration dependence of the anomalous and spin Hall effects in substitutionally disordered alloys is found to be non-trivial in particular concerning the AHE. A clear increase of the intrinsic values for both, AHE and SHE, with increasing atomic number in the pure compounds  $\text{Mn}_3\text{Rh}$ ,  $\text{Mn}_3\text{Ir}$ , and  $\text{Mn}_3\text{Pt}$  is however in accordance with expectations concerning the relevance of spin-orbit coupling. The magneto-optical properties of pure  $\text{Mn}_3\text{Ir}$  are again found to be in agreement with the shape of the optical conductivity tensor as well as with previous theoretical work. Comparison with corresponding results for the diagonal and off-diagonal optical conductivities in bcc Fe moreover shows that the magneto-optical Kerr effect is of comparable magnitude in both. Calculated polarization-averaged X-ray absorption and magnetic circular dichroism spectra confirm expectations concerning their symmetry and

in addition the size of the XMCD signal suggests the possibility of experimental confirmation. For the hexagonal Heusler compound  $\text{Mn}_3\text{Ge}$  a number of proposed as well as additional hypothetical spin-compensated non-collinear configurations has been studied w.r.t. to magnetic symmetry and consequent electrical conductivity tensor shape. The occurrence of at least one independent anomalous Hall conductivity can be confirmed for all magnetic structures usually assumed in the experimental and theoretical literature. For selected representative cases the tensor shapes have been confirmed by supplementary X-ray absorption spectroscopy calculations. The implications of a non-coplanar spin texture in chiral and achiral magnetic structures of  $\text{Mn}_3\text{Ge}$  on the linear response properties will be discussed in a separate contribution.<sup>34</sup>

## ACKNOWLEDGMENTS

Financial support by the DFG via SFB 1277 (*Emergente relativistische Effekte in der Kondensierten Materie*) is gratefully acknowledged. This work was further supported by the European Regional Development Fund (ERDF), project CEDAMNF, reg. no. CZ.02.1.01/0.0/0.0/15\_003/0000358.

- 
- \* sebastian.wimmer@cup.uni-muenchen.de
- <sup>1</sup> E. M. Pugh and N. Rostoker, Rev. Mod. Phys. **25**, 151 (1953).
  - <sup>2</sup> Y. Yao, L. Kleinman, A. H. MacDonald, J. Sinova, T. Jungwirth, D.-s. Wang, E. Wang, and Q. Niu, Phys. Rev. Lett. **92**, 037204 (2004).
  - <sup>3</sup> C. Zeng, Y. Yao, Q. Niu, and H. H. Weitering, Phys. Rev. Lett. **96**, 037204 (2006).
  - <sup>4</sup> N. Nagaosa, J. Sinova, S. Onoda, A. H. MacDonald, and N. P. Ong, Rev. Mod. Phys. **82**, 1539 (2010).
  - <sup>5</sup> J. Kerr, Philosophical Magazine Series 5 **5**, 161 (1878).
  - <sup>6</sup> P. N. Argyres, Phys. Rev. **97**, 334 (1955).
  - <sup>7</sup> E. Beaurepaire, J.-C. Merle, A. Daunois, and J.-Y. Bigot, Phys. Rev. Lett. **76**, 4250 (1996).
  - <sup>8</sup> G. Woltersdorf, O. Mosendz, B. Heinrich, and C. H. Back, Phys. Rev. Lett. **99**, 246603 (2007).
  - <sup>9</sup> H. Toyosaki, T. Fukumura, Y. Yamada, and M. Kawasaki, Appl. Phys. Lett. **86**, 182503 (2005).
  - <sup>10</sup> H. Hasegawa and R. Howard, J. Phys. Chem. Sol. **21**, 179 (1961).
  - <sup>11</sup> D. Y. Smith, Phys. Rev. B **13**, 5303 (1976).
  - <sup>12</sup> H. Ebert, Rep. Prog. Phys. **59**, 1665 (1996).
  - <sup>13</sup> J. L. Erskine and E. A. Stern, Phys. Rev. B **12**, 5016 (1975).
  - <sup>14</sup> B. T. Thole, P. Carra, F. Sette, and G. van der Laan, Phys. Rev. Lett. **68**, 1943 (1992).
  - <sup>15</sup> P. Carra, B. T. Thole, M. Altarelli, and X. Wang, Phys. Rev. Lett. **70**, 694 (1993).
  - <sup>16</sup> P. Carra, H. König, B. Thole, and M. Altarelli, Physica B: Condensed Matter **192**, 182 (1993).
  - <sup>17</sup> H. Chen, Q. Niu, and A. H. MacDonald, Phys. Rev. Lett. **112**, 017205 (2014).
  - <sup>18</sup> J. Kübler and C. Felser, EPL (Europhysics Letters) **108**, 67001 (2014).
  - <sup>19</sup> S. Nakatsuji, N. Kiyohara, and T. Higo, Nature **527**, 212 (2015).
  - <sup>20</sup> N. Kiyohara, T. Tomita, and S. Nakatsuji, Phys. Rev. Applied **5**, 064009 (2016).
  - <sup>21</sup> A. K. Nayak, J. E. Fischer, Y. Sun, B. Yan, J. Karel, A. C. Komarek, C. Shekhar, N. Kumar, W. Schnelle, J. Kübler, C. Felser, and S. S. P. Parkin, Sci. Adv. **2**, e1501870 (2016).
  - <sup>22</sup> W. H. Kleiner, Phys. Rev. **142**, 318 (1966).
  - <sup>23</sup> J. Orenstein and J. E. Moore, Phys. Rev. B **87**, 165110 (2013).
  - <sup>24</sup> W. Feng, G.-Y. Guo, J. Zhou, Y. Yao, and Q. Niu, Phys. Rev. B **92**, 144426 (2015).
  - <sup>25</sup> M. Seemann, D. Ködderitzsch, S. Wimmer, and H. Ebert, Phys. Rev. B **92**, 155138 (2015).
  - <sup>26</sup> O. Gomonay, Phys. Rev. B **91**, 144421 (2015).
  - <sup>27</sup> Y. Zhang, Y. Sun, H. Yang, J. Železný, S. P. P. Parkin, C. Felser, and B. Yan, Phys. Rev. B **95**, 075128 (2017).
  - <sup>28</sup> J. Železný, Y. Zhang, C. Felser, and B. Yan, Phys. Rev. Lett. **119**, 187204 (2017).
  - <sup>29</sup> Y. Zhang, J. Zelezny, Y. Sun, J. van den Brink, and B. Yan, ArXiv e-prints (2017), arXiv:1704.03917 [cond-mat.mtrl-sci].
  - <sup>30</sup> W. Zhang, W. Han, S.-H. Yang, Y. Sun, Y. Zhang, B. Yan, and S. S. P. Parkin, Sci. Adv. **2**, e1600759 (2016).
  - <sup>31</sup> G.-Y. Guo and T.-C. Wang, Phys. Rev. B **96**, 224415 (2017).

- <sup>32</sup> M. Ikhlas, T. Tomita, T. Koretsune, M.-T. Suzuki, D. Nishio-Hamane, R. Arita, Y. Otani, and S. Nakatsuji, *Nat. Phys.* **13**, 1085 (2017).
- <sup>33</sup> N. Nagaosa and Y. Tokura, *Nature Nanotechnology* **8**, 899 (2013).
- <sup>34</sup> S. Wimmer, S. Mankovsky, and H. Ebert, “Chirality-induced linear response properties in non-coplanar  $\text{Mn}_3\text{Ge}$ ,” unpublished (2018).
- <sup>35</sup> W. Borchardt-Ott, *Crystallography: An Introduction*, 3rd ed. (Springer-Verlag Berlin Heidelberg, 2012) Chap. 13.4.
- <sup>36</sup> H. T. Stokes, D. M. Hatch, and B. J. Campbell, ISOTROPY Software Suite, [iso.byu.edu](http://iso.byu.edu).
- <sup>37</sup> H. T. Stokes and D. M. Hatch, *J. Appl. Crystallogr.* **38**, 237 (2005).
- <sup>38</sup> A. H. MacDonald and S. H. Vosko, *J. Phys. C: Solid State Phys.* **12**, 2977 (1979).
- <sup>39</sup> M. E. Rose, *Relativistic Electron Theory* (John Wiley & Sons, Inc. - New York, London, 1961).
- <sup>40</sup> S. H. Vosko, L. Wilk, and M. Nusair, *Can. J. Phys.* **58**, 1200 (1980).
- <sup>41</sup> H. Ebert, J. Braun, D. Ködderitzsch, and S. Mankovsky, *Phys. Rev. B* **93**, 075145 (2016).
- <sup>42</sup> *The Munich SPR-KKR package*, H. Ebert *et al.*  
<http://olymp.cup.uni-muenchen.de/ak/ebert/SPRKKR>.
- <sup>43</sup> H. Ebert, *Phys. Rev. B* **38**, 9390 (1988).
- <sup>44</sup> A. Y. Perlov, A. N. Yaresko, and V. N. Antonov, “PY-LMTO, A Spin-polarized Relativistic Linear Muffin-tin Orbitals Package for Electronic Structure Calculations,” (unpublished).
- <sup>45</sup> V. Antonov, B. Harmon, and A. Yaresko, *Electronic Structure and Magneto-Optical Properties of Solids* (Springer Netherlands, 2004).
- <sup>46</sup> P. Středa, *J. Phys. C: Solid State Phys.* **15**, L717 (1982).
- <sup>47</sup> D. Ködderitzsch, K. Chadova, and H. Ebert, *Phys. Rev. B* **92**, 184415 (2015).
- <sup>48</sup> C. S. Wang and J. Callaway, *Phys. Rev. B* **9**, 4897 (1974).
- <sup>49</sup> V. N. Antonov, A. N. Yaresko, A. Y. Perlov, and V. V. Nemoshkalenko, *Low Temp. Phys.* **25**, 387 (1999).
- <sup>50</sup> H. Ebert, D. Ködderitzsch, and J. Minár, *Rep. Prog. Phys.* **74**, 096501 (2011).
- <sup>51</sup> This figure has been created using the software VESTA<sup>63</sup>.
- <sup>52</sup> S. Lowitzer, D. Ködderitzsch, and H. Ebert, *Phys. Rev. Lett.* **105**, 266604 (2010).
- <sup>53</sup> E. Krén and G. Kádár, *Solid State Commun.* **8**, 1653 (1970).
- <sup>54</sup> T. Nagamiya, S. Tomiyoshi, and Y. Yamaguchi, *Solid State Commun.* **42**, 385 (1982).
- <sup>55</sup> S. Tomiyoshi and Y. Yamaguchi, *J. Phys. Soc. Japan* **51**, 2478 (1982).
- <sup>56</sup> S. Tomiyoshi, Y. Yamaguchi, and T. Nagamiya, *J. Magn. Magn. Materials* **31-34**, 629 (1983).
- <sup>57</sup> D. Zhang, B. Yan, S.-C. Wu, J. Kübler, G. Kreiner, S. S. P. Parkin, and C. Felser, *J. Phys.: Cond. Mat.* **25**, 206006 (2013).
- <sup>58</sup> H. Yang, Y. Sun, Y. Zhang, W.-J. Shi, S. S. P. Parkin, and B. Yan, *New J. Phys.* **19**, 015008 (2017).
- <sup>59</sup> L. M. Sandratskii and J. Kübler, *Phys. Rev. Lett.* **76**, 4963 (1996).
- <sup>60</sup> *International Tables for Crystallography, Volume A: Space Group Symmetry* (Springer, 2002).
- <sup>61</sup> S. Wimmer, K. Chadova, M. Seemann, D. Ködderitzsch, and H. Ebert, *Phys. Rev. B* **94**, 054415 (2016).
- <sup>62</sup> S. Wimmer, K. Chadova, and H. Ebert, “Symmetry and magnitude of the direct and inverse Edelstein effect: A KKR-CPA-Kubo approach,” unpublished (2018).
- <sup>63</sup> K. Momma and F. Izumi, *J. Appl. Crystallogr.* **44**, 1272 (2011).