

Understanding and Improving One-shot Neural Architecture Optimization

Renqian Luo^{1*}, Tao Qin², Enhong Chen¹

¹University of Science and Technology of China, Hefei, China

²Microsoft Research Asia, Beijing, China

¹lrq@mail.ustc.edu.cn, chenhen@ustc.edu.cn

²taoqin@microsoft.com

Abstract

The ability of accurately ranking candidate architectures is the key to the performance of neural architecture search (NAS). One-shot NAS is proposed to cut the expense but shows inferior performance against conventional NAS and is not adequately stable. We find that the ranking correlation between architectures under one-shot training and the ones under stand-alone training is poor, which misleads the algorithm to discover better architectures. We conjecture that this is owing to the gaps between one-shot training and stand-alone complete training. In this work, we empirically investigate several main factors that lead to the gaps and so weak ranking correlation. We then propose NAO-V2 to alleviate such gaps where we: (1) Increase the average updates for individual architecture to a relatively adequate extent. (2) Encourage more updates for large and complex architectures than small and simple architectures to balance them by sampling architectures in proportion to their model sizes. (3) Make the one-shot training of the supernet independent at each iteration. Comprehensive experiments verify that our proposed method is effective and robust. It leads to a more stable search that all the top architectures perform well enough compared to baseline methods. The final discovered architecture shows significant improvements against baselines with a test error rate of 2.60% on CIFAR-10 and top-1 accuracy of 74.4% on ImageNet under the mobile setting. Code and model checkpoints are publicly available at <https://github.com/renqianluo/NAO.pytorch>.

1 Introduction

Neural architecture search (NAS) aims to automatically design neural network architectures. Recent NAS works show impressive results and have been applied in many tasks, including image classification (Zoph and Le 2016; Zoph et al. 2018), object detection (Ghiasi, Lin, and Le 2019), super resolution (Chu et al. 2019), language modeling (Pham et al. 2018), neural machine translation (So, Le, and Liang 2019) and model compression (Yu and Huang 2019). Without loss of generality, the search process can be viewed as iterations of two steps: (1) In each iteration, the NAS algorithm generates some candidate architectures to estimate and the archi-

*The work was done when the first author was an intern at Microsoft Research Asia.

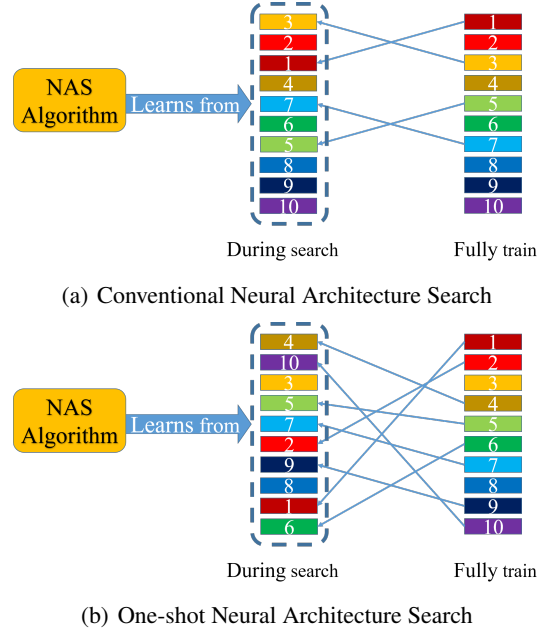


Figure 1: Illustration of ranking correlation between architectures in neural architecture search. Rectangles with different colors and numbers represent different architectures ranked by performance. (a) In conventional NAS, the ranking correlation between architectures during search and final fully trained ones is well preserved with slight bias. (b) In one-shot NAS, the ranking correlation is hardly preserved.

tectures are trained and evaluated on the task. (2) Then the algorithm learns from the evaluation results of the candidate architectures. In principle, it needs to estimate each generated candidate architecture by training it until convergence, therefore the estimation procedure is resource consuming. Conventional NAS (Zoph and Le 2016; Zoph et al. 2018; Real et al. 2018) search on proxy task to reduce sources, e.g., proxy dataset (part of dataset or smaller alternative dataset), proxy training (early stop) and proxy network (shallow and thin). Finally the discovered best architecture is completely trained and evaluated on target task.

During search, the algorithm aims to differentiate the candidate architectures and figures out relatively good architectures among all. Then the key to the algorithm is the ability to rank these candidate architectures. Therefore, the performance on proxy task during search does not need to be close to that on target task during final full training. Instead we expect that the ranking of the architectures during final full training to be preserved when they are trained on proxy task during search. In conventional NAS, the ranking is well preserved with slight bias as the proxy task is appropriately designed (Zoph et al. 2018; Luo et al. 2018), as shown in Fig. 1(a).

One-shot NAS was proposed (Brock et al. 2017; Bender et al. 2018; Pham et al. 2018) to further reduce the resources, by utilizing a supernet to include all candidate architectures in the search space and perform weight inheritance. However, the architectures discovered by such one-shot NAS show inferior performance to conventional NAS which trains and evaluates each architecture individually. Meanwhile the stability is weak that the architectures generated by the algorithms do not always achieve the performance reported originally (Li and Talwalkar 2019). We conduct experiments on ENAS, DARTS and NAO-WS (i.e., weight sharing version of NAO), and find that the stability is weak and the performance is inferior to conventional NAS.

The doubt of whether the ability to rank candidate architectures is sufficient arises. To our knowledge, plenty of works concentrate on the search algorithm while few works focus the one-shot method itself. We dive into the one-shot method and conjecture that the ranking correlation between architectures during search and stand-alone fully trained ones is poor, so that the algorithm learns incorrectly as illustrated in Fig. 1(b). Architectures discovered could perform well when trained in such one-shot method, without guarantee to perform well when fully trained stand-alone.

In this paper we intuitively conjecture this is owing to the differences between one-shot training and stand-alone training: (1) The average update for individual architecture is handful and far from enough. (2) Training of the supernet is dependent of the states in previous iterations. These differences cause the performance of architectures under one-shot training (*one-shot performance*) less representative of their performance when fully trained stand-alone (*stand-alone performance*), which introduce biased and incorrect signal for the algorithm to learn.

We then investigate three main factors caused by such differences discussed above: (1) Since the supernet contains all the candidate architectures and needs to estimate thousands of architectures within an iteration, the average training steps of individual architecture is handful and the optimization is insufficient. The architecture is not at optimal when evaluated (2) Since small and simple architectures are easier to train and tend to perform well than big and complex architectures given insufficient updates, current training of architectures with different complexities is imbalanced. (3) The training of the supernet within one iteration is dependent and relies on some states from previous iterations, which is different from stand-alone training. Through experiments, we demonstrate that the three factors contribute a lot

to the poor ranking correlation between architectures under the one-shot training and stand-alone trained ones. Consequently in this paper, we propose NAO-V2 to address the problems above.

Firstly, as the average training steps for individual architecture is inadequate and the optimization is insufficient, which hurts the ranking correlation, we increase the average updates for individual architecture to relatively adequate extent.

Secondly, we encourage large and complex architectures for more updates than small and simple architectures by sampling an architecture during one-shot training in proportion to its model size, instead of uniformly random sampling.

Thirdly, we make the training of the supernet at each iteration independent, as in stand-alone complete training.

Experiments on CIFAR-10 show that: (1) Architectures discovered by our proposed method show significant improvements compared to baseline one-shot NAS methods, with test error rate of 2.60% on CIFAR-10 and top-1 accuracy of 74.4% on ImageNet. (2) Our proposed method generates architectures with more stable performance and lower variance, which brings better stability.

2 Related Work

2.1 Neural Architecture Search

Recent NAS algorithms mainly lie in three lines: reinforcement learning (RL), evolutionary algorithm (EA) and gradient based. Zoph and Le (2016) firstly proposed to search neural network architectures with reinforcement learning (RL) and achieved better performances than human-designed architectures on CIFAR-10 and PTB. Later Real et al. (2018) proposed AmoebaNet using regularized evolutionary algorithm. Luo et al. (2018) map the discrete search space to continuous space and search by gradients, which is efficient and effective. These works search on proxy task, but the architecture is trained stand-alone, so the proxy task is slightly biased from target task. Then the performance of candidate architectures could be highly predictable by the performance on the proxy task during search.

2.2 One-shot Neural Architecture Search

To reduce the large amount of resources conventional NAS methods require, one-shot NAS was proposed. Brock et al. (2017) designed a hypernetwork to generate weights for all possible architectures in the search space. The hypernetwork is trained once and all the candidate architectures within it are trained. However, such hypernetwork methods requires delicate design.

Bender et al. (2018) proposed to include all candidate operations in the search space within a supernet and share parameters among candidate architectures. However, it relies on the dropout rate and is very sensitive to it. ENAS (Pham et al. 2018) leverages the idea of weight sharing and searches by RL. NAO (Luo et al. 2018) also incorporates the idea of weight sharing from ENAS into its typical search method, noted as NAO-WS (i.e., NAO with weight sharing). DARTS (Liu et al. 2018b) searches through a bi-level optimization on a supernet based on gradients. Our

work differs from theirs in that we investigate in depth into the differences between one-shot training and stand-alone training in NAS which lead to the inferior ranking correlation issue from a more comprehensive aspect via a quantitative measurement. Cai, Zhu, and Han (2018) directly search on target task (e.g., on target dataset, with target architecture size and on target hardware), but still in the one-shot approach. Their work is orthogonal to our work in that we focus on understanding and improving the one-shot method itself.

3 Understanding One-shot NAS

3.1 Stability of Baselines

Architectures	ENAS	DARTS	NAO-WS
Original + c/o	2.89	2.83	2.93
network 1 + c/o	3.09	3.00	2.90
network 2 + c/o	3.00	2.82	2.96
network 3 + c/o	2.97	3.02	3.05
network 4 + c/o	2.79	2.96	3.12
network 5 + c/o	3.07	3.00	3.16

Table 1: Evaluation of the stability of three recent one-shot NAS algorithms. ‘c/o’ stands for cutout (DeVries and Taylor 2017). The first block shows the test performance of the architectures discovered by the original authors. The second block shows the test performance of architectures we got using the algorithms. All the models are trained with cutout (DeVries and Taylor 2017). For ENAS and DARTS, we ran the search process for 5 times, and evaluated the 5 network architectures generated. For NAO-WS, we evaluated the top 5 network architectures it generated. All the results are test error rate on CIFAR-10. We follow the default settings and training procedure of original works.

Firstly, we study the stability of three recent one-shot NAS algorithms, ENAS (Pham et al. 2018), DARTS (Liu et al. 2018b) and NAO (Luo et al. 2018). Especially for NAO, we use NAO-WS (NAO with weight sharing), which leverages the one-shot method. We use the official implementation of ENAS¹, DARTS² and NAO-WS³. We searched and evaluated on CIFAR-10 dataset, and adopted default settings and hyper-parameters by the authors, if not stated explicitly in the following context. By stability, we refer to the test performance of generated architectures through different runs with different seeds, or the top architectures generated by the algorithm. Concretely, for ENAS and DARTS which generate only the best architecture, we ran the search process for 5 times, and evaluated the discovered 5 architectures. For NAO-WS which would generate an architecture pool, where all the architectures it searched are listed and sorted according to their valid performance, we selected the top 5 architectures and evaluated them. The results are shown in Table 1. We can see that for all three algorithms,

among the 5 network architectures we evaluated, at least one of them could achieve the performance as reported in the original paper. However the results are unstable. ENAS achieved 2.79% in the fourth run which is on par with the result reported in the paper (2.89%), while the other four runs got inferior results with about 0.2 drop. DARTS achieved 2.82% in the second run which is on par with the result reported originally (2.83%), but got around 3.0% in the other four runs with about 0.2 drop. NAO-WS achieved 2.90% and 2.96% on the first and the second architectures which are on par with the result reported by the authors (2.93%), but got around 3.10% on the other three architectures with also about 0.2 drop. Moreover, all the results are inferior to the performance achieved by conventional NAS algorithms which do not leverage one-shot method, e.g., AmoebaNet-B (6, 36) + cutout achieved 2.55%, NAO-Net (6, 36) + cutout achieved 2.48%.

3.2 Factors Affecting Ranking Correlation

In the search process, the ability of the performance of an architecture under one-shot training (noted as *one-shot performance*) to predict its performance under stand-alone training (noted as *stand-alone performance*) is vital. Further, as the algorithm learns to figure out good architectures among the candidate architectures according to their one-shot performance, the *ranking correlation* between candidate architectures during one-shot training and stand-alone full training is the key to the algorithm. That is, if one architecture is better than another architecture in terms of stand-alone performance, we would expect that their one-shot performance also preserve the order, no matter what concrete values they are. In summary, we expect the ranking of the candidate architectures under stand-alone training to be preserved when they are under one-shot training during search.

Compared to conventional NAS, we simply conjecture that the weak ranking correlation in one-shot NAS is owing to its enormous differences compared to stand-alone training. Usually, the supernet is trained for about 100 to 200 epochs in total, while at each step a different architecture is trained (for DARTS, all the candidate architectures are trained associated with different weights). In each iteration the supernet is trained for several steps and then pauses, and the NAS algorithm begins to update itself according to the validation performance of several architectures evaluated with this trained supernet. Then in the next iteration, the supernet continues to train.

Majorly we conclude two main differences between one-shot training and stand-alone training that might affect the ranking correlation of architectures.

Firstly, the most significant difference is that the average training time of individual architecture is heavily shortened to handful steps. We conjecture that the supernet focuses on optimizing its parameters through the whole training process, but still far from convergence and the optimization is insufficient. The architectures are not at optimal when evaluated and their evaluated performance are largely biased from their real strength. Moreover, we empirically found that, during search the algorithm tends to produce small and simple architectures. This means that these small and simple

¹<https://github.com/melodyguan/enas.git>

²<https://github.com/quark0/darts.git>

³https://github.com/renqianluo/NAO_pytorch.git

architectures perform well than big and complex architectures. However, small and simple architectures do not consistently perform better than big and complex architectures when fully trained stand-alone. We consider that, small and simple architectures are easier to train and need fewer updates than big and complex architectures. In conventional NAS, where each architecture is trained for tens of epochs, both small architectures and big architectures are updated adequately. However in one-shot NAS where the average training steps of individual architecture is inadequate, small architectures would tend to perform better than big architectures.

Secondly, the training of the supernet follows a complete pipeline from scratch to end, while the update of the NAS algorithm is periodically *injected* into the process. Therefore some factors (e.g., learning rate decay, momentum) in the one-shot training are dependent of the states in previous iterations. This is different from stand-alone training where the training of each individual architecture is totally independently from scratch to end, and might also cause the one-shot performance less representative of stand-alone performance.

Next, we would like to investigate how the factors affect the ranking correlation through experiments.

3.3 Insufficient Optimization of Individual Architecture

Training Epochs	Pairwise accuracy	Spearman's rho
5	0.435918	-0.195060
10	0.440024	-0.185894
20	0.444898	-0.180936
30	0.573061	0.185634
50	0.600000	0.288480

Table 2: Pairwise accuracy and Spearman's rank correlation coefficient (Spearman's rho) of one-shot performance and stand-alone performance under different training epochs.

Firstly, we would like to investigate the issue of insufficient optimization of individual architecture. We use the Pytorch implementation of NAO-WS (Luo et al. 2018) by the authors as our code base for the experiments⁴. We randomly generate 50 different architectures and train each architecture stand-alone and completely, exactly follow the default settings in Luo et al. (2018), and collect their performance on CIFAR-10. Then we train the architectures using one-shot training. Concretely at each step, one architecture from the 50 architectures is uniformly randomly sampled and trained. We train the architectures by one-shot training for different time (i.e., 5, 10, 20, 30, 50 epochs respectively) and collect their performance on CIFAR-10. In order to evaluate the ranking correlation between the architectures under one-shot training and stand-alone trained ones, we calculate the pairwise accuracy and Spearman's rank correlation coefficient (i.e., Spearman's rho) between the one-shot

⁴It makes no differences whether we use the code of ENAS, DARTS or NAO-WS for the experiments, since we only investigate the one-shot training of the supernet, and the search algorithm is not involved.

performance and the stand-alone performance of the given architectures. The pairwise accuracy metric is the same as in Luo et al. (2018) which ranges from 0 to 1, meaning the ranking is completely reversed or perfectly preserved. The Spearman's rank correlation coefficient is a measurement of rank correlation which assesses how well the relationship between two variables (in our case, the one-shot performance and stand-alone performance) can be described using a monotonic function. It ranges from -1 to 1 , meaning the ranking is totally reversed or completely preserved, and 0 means no correlation. The results listed in Table 2 indicate that when the training time is short to 5 epochs (as in practical one-shot NAS where the candidate architectures and training time are both $10\times$ more), the pairwise accuracy is even less than 0.5 , and the Spearman's rho is incredibly negative, meaning the ranking is not preserved. The ranking of the architectures under one-shot training is weakly correlated to that of stand-alone counterpart. As the training time increases, the average number of updates of individual architecture increases and both pairwise accuracy and Spearman's rho increase evidently, demonstrating that the training time has large effect on the ranking correlation. Short average training time and inadequate update of individual architecture lead to insufficient optimization and brings weak ranking correlation.

3.4 Imbalanced Training of Architectures

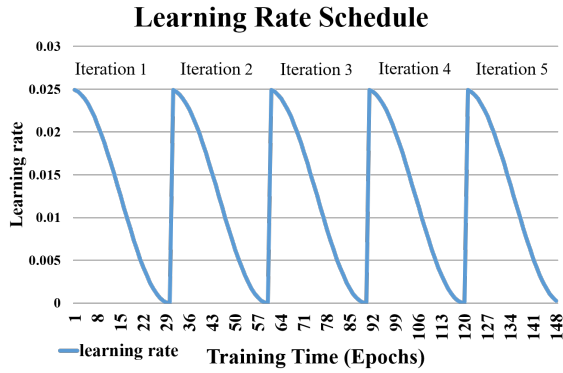
Model Sizes	Pairwise Accuracy	Spearman's rho
diverse	0.435918	-0.195060
similar	0.502040	0.103343

Table 3: Pairwise accuracy and Spearman's rank correlation coefficient (Spearman's rho) of one-shot performance and stand-alone performance, of architectures with similar sizes and diverse sizes.

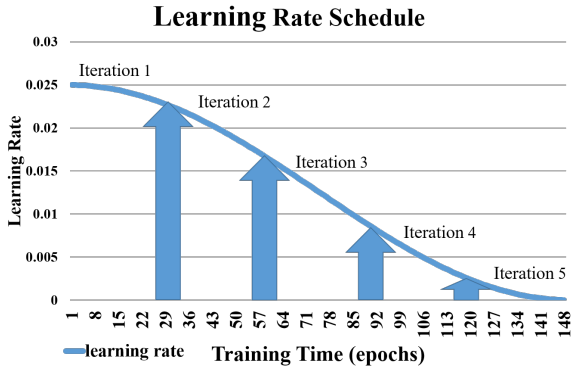
Secondly, we empirically find that one-shot NAS (e.g., DARTS and NAO-WS) tend to produce small and simple networks (Hundt, Jain, and Hager 2019), which contain many parameter-free operations (e.g., skip connection, pooling). But these simple and small networks do not yield better performance when trained stand-alone. Small and simple networks contain less parameters, so they are easier and faster to converge, while big and complex networks which contain more parameters need more updates to converge. In one-shot training where the average update for individual architecture is insufficient and far from enough, given few training steps, small and simple networks are easier to be optimized and tend to perform better than big and complex networks. Big and complex networks are then relatively less-trained. Therefore, different architectures are imbalanced during one-shot training. To verify this, we conduct experiments on architectures with diverse sizes (as in the practical case) and similar sizes. For simplicity, we refer the complexity of an architecture to its size (i.e., the number of parameters). Note that more measurements (e.g. FLOPs, number of mult-add operations) to represent an architecture's complexity could also be used. For architectures with diverse sizes,

we just use the architectures and the results in the above experiment in Table 2. Then we randomly generate 50 architectures with similar sizes and train them with the one-shot method. Since the architectures have similar model sizes, given the same updates, they are balanced during training and supposed to have the similar extent of convergence so no architecture should be relatively less-trained. From the results in Table 3, we can see that when the architectures are of diverse sizes, the pairwise accuracy is low and the Spearman’s rho is negative. When the architectures have similar model sizes, both the pairwise accuracy and Spearman’s rho both increase. This indicates that in practical case the training of the architectures with different sizes and complexities is imbalanced and the ranking correlation is not preserved well.

3.5 Dependence of Training



(a) Learning rate schedule is independent of previous iteration. The training of the supernet and the NAS algorithm within one iteration is independent of other iterations. The evaluation of the architectures then are less biased.



(b) Learning rate schedule is dependent of previous iteration. The update of the NAS algorithm looks like to be ‘inserted’ into the training of the supernet at several points where the arrows point. The evaluation of the architectures are inaccurate and biased.

Figure 2: Dependence of learning rate schedule in one-shot NAS

Lastly, conventional NAS typically contains several iterations of estimating candidate architectures and updating

Training Epochs	Dependent	Pairwise Accuracy	Spearman’s rho
5	Y	0.435918	-0.195060
5	N	0.458876	-0.122690
30	Y	0.573061	0.185634
30	N	0.595918	0.271773
50	Y	0.562449	0.167600
50	N	0.600000	0.288480

Table 4: Pairwise accuracy and Spearman’s rank correlation coefficient (Spearman’s rho) of one-shot performance and stand-alone performance, with dependent and independent learning rate schedule

the search algorithm. Naturally, the training of architectures in different iterations is independent. Each architecture is trained from scratch to end, following a complete and independent training process. In one-shot training, the training of the supernet is complete, and the update of NAS algorithm is *inserted* into several points of the one-shot training. The supernet is trained for several steps and *paused*, then the search algorithm evaluate the performance of several architectures via current supernet. Then the supernet continues to train, inheriting previous states (e.g., learning rate, momentum) and leading to a new iteration. Therefore the training of the supernet in each iteration between two points is incomplete and dependent, which is different from stand-alone training and may also introduce inferior ranking correlation. Taking the learning rate schedule as an example which plays an import role in neural network training, current NAS works on CIFAR-10 follow a cosine learning rate decay (Loshchilov and Hutter 2016) where the cycle is related to the training time. When training the architecture stand-alone, the cycle is the same as the total training time, and the learning rate decays to a minimum value at the end, as in Fig. 2(a). In one-shot training, the cycle is the same as the total training time of the supernet, and then the learning rate schedule does not finish at the point when the training is paused to update the NAS algorithm, as depicted in Fig. 2(b). We conduct experiments to verify this. We still use the 50 architectures as before for our stand-alone training. In independent one-shot training, we train the supernet as usual and set the cycle of cosine learning rate schedule to be the same as the training time of the supernet. For dependent one-shot training as in one-shot NAS, we train the supernet but set the cycle of the cosine learning rate schedule to be more than the time we train the supernet (3x times longer to simulate the practical situation in NAO-WS where the supernet is uniformly paused for 3 times for the algorithm to update). The results are shown in Table 4. Dependent training shows lower pairwise accuracy and negative Spearman’s rho which deteriorates the ranking correlation of the architectures while its independent training counterpart shows consistent better value in both metrics. Moreover, if some architectures are evaluated in previous iteration and needed by the NAS algorithm in current iteration, the algorithm directly uses their old cached performance. However, as the parameters are keeping updated, the performance of

these architectures should also update, instead of dependent on the supernet in previous iteration.

From the experimental analysis above, it is clear that all the three factors we considered affect the ranking correlation between the architectures under one-shot training and stand-alone trained ones. The inferior ranking correlation would mislead the NAS algorithms to stably discover good architectures.

4 Improving One-shot NAS

To our knowledge, there exist several main problems now in one-shot NAS: 1) Insufficient optimization of individual architecture. 2) Imbalanced training of different architectures of diverse sizes and complexities. 3) Dependent training of the supernet between iterations. 4) Co-adaptation of different architectures sharing part of parameters. 5) Shallow and thin proxy architecture for search than final deep and fat architecture. 6) Proxy dataset. In the previous context, we have investigated how the first three factors affect one-shot NAS by deteriorating the ranking correlation, as the other three factors have been studied by related works (Bender et al. 2018; Cai, Zhu, and Han 2018). We then propose *NAO-V2* to address the three problems we consider.

4.1 Insufficient Optimization of Individual Architecture

Recent one-shot NAS tries to reduce the time cost as much as possible. However as we have demonstrated, insufficient optimization may lead to inferior performance. To optimize the architecture parameters for more but still hold the total time cost in an acceptable extent, we simply train the supernet for longer and appropriate time. Empirically, we find that prolonging the training time $2\times$ longer is enough for much more stable training and better performance.

4.2 Imbalanced Training of Architectures

To balance architectures with different sizes and complexities under the condition of insufficient updates, we expect to add regularization to encourage more updates of large and complex architectures over small and simple architectures. For simplicity, we use the model size (i.e., number of parameters) to represent the complexity of an architecture. Instead of randomly sampling an architecture from the candidate architecture pool to train at each step as in *NAO-WS*, we sample the architectures in proportion to their model sizes. Mathematically speaking, we sample an architecture x_i from the candidate architecture pool \mathcal{X} with the probability:

$$P(x_i) = \frac{\text{model_size_of}(x_i)}{\sum_{x \in \mathcal{X}} \text{model_size_of}(x)}. \quad (1)$$

4.3 Dependent Training

We make the one-shot training within an iteration independent as it is trained from scratch and finishes when it pauses. Here we still take the learning rate schedule as an example for illustration. Previously, the cycle of cosine learning rate schedule is the same as the training time of the supernet,

and the update of NAS algorithm is inserted into the one-shot training process where the schedule is not finished, as illustrated in Fig. 2(b). We now train the supernet independently of previous iteration. For learning rate decay, the cycle of cosine learning rate schedule is set to be the same as the training time of the supernet within one iteration instead of the whole training time, as depicted in Fig. 2(a). In the next iteration, the learning rate schedule starts from the beginning again. Moreover, the optimizer is also reset and the momentum is cleared. Architectures generated in previous iterations but needed by the NAS algorithm in current iteration would be re-evaluated instead of reusing their old values, in order to avoid inconsistency.

5 Experiments

5.1 Stability Study

Firstly, as we claim the stability to be a problem, we evaluate the stability of our proposed *NAO-V2* and compare to baseline methods (i.e., *ENAS*, *DARTS*, *NAO-WS*). Same to the experiments before, we evaluate 5 architectures discovered by the algorithms and measure the mean performance. We search and test on CIFAR-10. The results are shown in the first two blocks in Table 5. Compared to baseline methods, all the 5 architectures discovered by our *NAO-V2* perform better than baseline methods with an average test error rate of 2.67% and the best test error rate of 2.60%. Notably, we find that they perform well enough with lower variance of 0.06 compared to *ENAS* (0.11) and *NAO-WS* (0.16), which leads to better stability. This indicates that our proposed method alleviates the side effect of one-shot training and therefore improves the ranking correlation. Consequently, the algorithm is able to discover architectures that perform well in final stand-alone training and evaluation.

5.2 Ablation Study

To further study the effectiveness of our method on the three problems we complain, ablation study is conducted on the three proposed components respectively. The results are reported in the second and the third block in Table 5. The results indicate that each component contributes to the improvement of stability and test performance. Interestingly, removing any component would lead to similar performance drop, meaning that each component plays an important role in the improvements. Notably, removing independent training causes larger drop, meaning that previous dependent training scheme causes larger bias and independent training reduces such bias.

5.3 Compared to Various NAS Methods

We compare our proposed *NAO-V2* with other NAS methods, including NAS with or without the one-shot approach. Table 6 reports the test error rate, model size and search cost of several methods and our method. The first block lists several classical conventional NAS methods without the one-shot approach. They achieved promising test error rate but require hundreds or thousands of GPU days to search, which is intractable for most researchers. The second block lists several one-shot NAS methods which largely reduce the cost

Methods	network 1	network 2	network 3	network 4	network 5	mean
ENAS + c/o	3.09	3.00	2.97	2.79	3.07	2.98
DARTS + c/o	3.00	2.82	3.02	2.96	3.00	2.96
NAO-WS + c/o	2.90	2.96	3.05	3.20	3.16	3.05
NAO-V2 + c/o	2.60	2.63	2.65	2.71	2.77	2.67
NAO-V2 + c/o - more average updates	2.84	2.77	2.81	2.98	2.92	2.86
NAO-V2 + c/o - independent training	2.98	2.90	2.66	2.86	3.07	2.89
NAO-V2 + c/o - proportional sampling	2.77	2.84	2.96	2.84	2.85	2.85

Table 5: Evaluation of stability and ablation study. Scores are test error rate on CIFAR-10 of 5 architectures discovered. ‘c/o’ stands for cutout. The first block lists the baseline one-shot NAS we compare to. The second block is our proposed NAO-V2. The third block is the ablation study of different components.

Model	Test error(%)	Params(M)	Search Cost(GPU Days)	Methods
Hier-EA (Liu et al. 2018a)	3.75	15.7	300	EA
NASNet-A + c/o (Zoph et al. 2018)	2.65	3.3	2000	RL
AmoebaNet-B + c/o (Real et al. 2018)	2.13	34.9	3150	EA
NAONet + c/o (Luo et al. 2018)	2.48	10.6	200	gradients
NAONet + c/o (Luo et al. 2018)	2.11	128	200	gradients
ENAS + c/o	2.89	4.6	0.45	one-shot + RL
DARTS + c/o	2.83	3.4	4	one-shot + gradients
NAO-WS + c/o	2.93	2.5	0.3	one-shot + gradients
NAO-V2 + c/o	2.60	3.8	1	one-shot + gradients

Table 6: Test performance on CIFAR-10 dataset of our discovered architecture and architectures by other NAS methods, including methods with or without one-shot method. The first block is conventional NAS without one-shot method. The second block is one-shot NAS. ‘c/o’ standards for cutout (DeVries and Taylor 2017).

to handful GPU days, but the test performance are inferior. Note that our method in the last block achieves better performance than other baseline one-shot NAS (e.g., ENAS, DARTS and NAO-WS) with similar cost (with 1 GPU day), and is on par with conventional NAS (e.g., NASNet and NAONet) under similar model size, while the latter is costly. This further demonstrates the effectiveness of our method.

5.4 Transfer to Imagenet

Model	Top-1(%)
MobileNetV1 (Howard et al. 2017)	70.6
MobileNetV2 (Sandler et al. 2018)	72.0
NASNet-A (Zoph et al. 2018)	74.0
AmoebaNet-A (Real et al. 2018)	74.5
MnasNet (Tan et al. 2019)	74.0
NAONet (Luo et al. 2018)	74.3
DARTS (Liu et al. 2018b)	73.1
Single-Path NAS (Stamoulis et al. 2019)	74.96
Single Path One-shot (Guo et al. 2019)	74.7
ProxylessNAS (Cai, Zhu, and Han 2018)	74.6
NAO-V2	74.4

Table 7: Test performances on Imagenet dataset under mobile setting.

Due to the limitation of resources, we transferred our architecture discovered on CIFAR-10 to Imagenet classification task instead of directly searching on it. All the training settings and details exactly follow DARTS (Liu et al.

2018b). Table 7 lists the results. The first block is human designed models. The second block lists architectures discovered by NAS methods on CIFAR-10 and transferred to ImageNet. The third block reports the architectures searched directly on ImageNet with careful design which is beyond our scope. Our model achieves 74.4% top-1 accuracy, which surpasses human designed models and many NAS methods. It is slightly worse than Stamoulis et al. (2019), Guo et al. (2019) and Cai, Zhu, and Han (2018) which directly search on ImageNet instead of transfer.

6 Conclusion

In this paper, we investigated the factors in one-shot NAS that mislead the search algorithm and lead to inferior performance against conventional NAS and weak stability. We concluded that insufficient optimization of individual architecture, imbalanced training of architectures with different complexities, and dependent training of the supernet introduce inferior ranking correlation between architectures under one-shot training and stand-alone trained ones. We therefore propose NAO-V2 to tackle the problems by extending average updates of individual architecture, balancing the architectures with different sizes via proportional sampling, and training the supernet independently. Experiments show that our proposed method produces architectures with much better performance than baseline one-shot NAS methods, and all the top architectures generated perform well enough which leads to better stability. For future work, we would like to further improve one-shot NAS and directly search on large scale dataset like ImageNet.

References

- Bender, G.; Kindermans, P.-J.; Zoph, B.; Vasudevan, V.; and Le, Q. 2018. Understanding and simplifying one-shot architecture search. In *International Conference on Machine Learning*, 549–558.
- Brock, A.; Lim, T.; Ritchie, J. M.; and Weston, N. 2017. Smash: one-shot model architecture search through hyper-networks. *arXiv preprint arXiv:1708.05344*.
- Cai, H.; Zhu, L.; and Han, S. 2018. Proxylessnas: Direct neural architecture search on target task and hardware. *arXiv preprint arXiv:1812.00332*.
- Chu, X.; Zhang, B.; Ma, H.; Xu, R.; Li, J.; and Li, Q. 2019. Fast, accurate and lightweight super-resolution with neural architecture search. *arXiv preprint arXiv:1901.07261*.
- DeVries, T., and Taylor, G. W. 2017. Improved regularization of convolutional neural networks with cutout. *arXiv preprint arXiv:1708.04552*.
- Ghiasi, G.; Lin, T.-Y.; and Le, Q. V. 2019. Nas-fpn: Learning scalable feature pyramid architecture for object detection. In *Proceedings of the IEEE Conference on Computer Vision and Pattern Recognition*, 7036–7045.
- Guo, Z.; Zhang, X.; Mu, H.; Heng, W.; Liu, Z.; Wei, Y.; and Sun, J. 2019. Single path one-shot neural architecture search with uniform sampling. *arXiv preprint arXiv:1904.00420*.
- Howard, A. G.; Zhu, M.; Chen, B.; Kalenichenko, D.; Wang, W.; Weyand, T.; Andreetto, M.; and Adam, H. 2017. Mobilenets: Efficient convolutional neural networks for mobile vision applications. *arXiv preprint arXiv:1704.04861*.
- Hundt, A.; Jain, V.; and Hager, G. D. 2019. sharpdarts: Faster and more accurate differentiable architecture search. *arXiv preprint arXiv:1903.09900*.
- Li, L., and Talwalkar, A. 2019. Random search and reproducibility for neural architecture search. *arXiv preprint arXiv:1902.07638*.
- Liu, H.; Simonyan, K.; Vinyals, O.; Fernando, C.; and Kavukcuoglu, K. 2018a. Hierarchical representations for efficient architecture search. In *International Conference on Learning Representations*.
- Liu, H.; Simonyan, K.; Yang, Y.; and Liu, H. 2018b. Darts: Differentiable architecture search. *arXiv preprint arXiv:1806.09055*.
- Loshchilov, I., and Hutter, F. 2016. Sgdr: Stochastic gradient descent with warm restarts. *arXiv preprint arXiv:1608.03983*.
- Luo, R.; Tian, F.; Qin, T.; and Liu, T.-Y. 2018. Neural architecture optimization. *arXiv preprint arXiv:1808.07233*.
- Pham, H.; Guan, M.; Zoph, B.; Le, Q.; and Dean, J. 2018. Efficient neural architecture search via parameter sharing. In *International Conference on Machine Learning*, 4092–4101.
- Real, E.; Aggarwal, A.; Huang, Y.; and Le, Q. V. 2018. Regularized evolution for image classifier architecture search. *arXiv preprint arXiv:1802.01548*.
- Sandler, M.; Howard, A.; Zhu, M.; Zhmoginov, A.; and Chen, L.-C. 2018. Mobilenetv2: Inverted residuals and linear bottlenecks. In *Proceedings of the IEEE Conference on Computer Vision and Pattern Recognition*, 4510–4520.
- So, D.; Le, Q.; and Liang, C. 2019. The evolved transformer. In *International Conference on Machine Learning*, 5877–5886.
- Stamoulis, D.; Ding, R.; Wang, D.; Lymberopoulos, D.; Priyantha, B.; Liu, J.; and Marculescu, D. 2019. Single-path nas: Designing hardware-efficient convnets in less than 4 hours. *arXiv preprint arXiv:1904.02877*.
- Tan, M.; Chen, B.; Pang, R.; Vasudevan, V.; Sandler, M.; Howard, A.; and Le, Q. V. 2019. Mnasnet: Platform-aware neural architecture search for mobile. In *Proceedings of the IEEE Conference on Computer Vision and Pattern Recognition*, 2820–2828.
- Yu, J., and Huang, T. 2019. Network slimming by slimmable networks: Towards one-shot architecture search for channel numbers. *arXiv preprint arXiv:1903.11728*.
- Zoph, B., and Le, Q. V. 2016. Neural architecture search with reinforcement learning. *arXiv preprint arXiv:1611.01578*.
- Zoph, B.; Vasudevan, V.; Shlens, J.; and Le, Q. V. 2018. Learning transferable architectures for scalable image recognition. In *Proceedings of the IEEE conference on computer vision and pattern recognition*, 8697–8710.