

# Cross-Lingual Natural Language Generation via Pre-Training

Zewen Chi<sup>†\*</sup>, Li Dong<sup>‡</sup>, Furu Wei<sup>‡</sup>, Wenhui Wang<sup>‡</sup>, Xian-Ling Mao<sup>†</sup>, Heyan Huang<sup>†</sup>

<sup>†</sup>Beijing Institute of Technology

<sup>‡</sup>Microsoft Research

{czw, maoxl, hhy63}@bit.edu.cn

{lidong1, fuwei, Wenhui.Wang}@microsoft.com

## Abstract

In this work we focus on transferring supervision signals of natural language generation (NLG) tasks between multiple languages. We propose to pretrain the encoder and the decoder of a sequence-to-sequence model under both monolingual and cross-lingual settings. The pre-training objective encourages the model to represent different languages in the shared space, so that we can conduct zero-shot cross-lingual transfer. After the pre-training procedure, we use monolingual data to fine-tune the pre-trained model on downstream NLG tasks. Then the sequence-to-sequence model trained in a single language can be directly evaluated beyond that language (i.e., accepting multi-lingual input and producing multi-lingual output). Experimental results on question generation and abstractive summarization show that our model outperforms the machine-translation-based pipeline methods for zero-shot cross-lingual generation. Moreover, cross-lingual transfer improves NLG performance of low-resource languages by leveraging rich-resource language data. Our implementation and data are available at <https://github.com/CZWin32768/xnlg>.

## 1 Introduction

Learning natural language generation (NLG) models heavily relies on annotated training data. However, most available datasets are collected in a single language (typically English), which restricts deploying the applications to other languages. In this work, we aim at transferring the supervision of a monolingual NLG dataset to unseen languages, so that we can boost performance for the low-resource settings.

Various methods have been proposed over the years to learn cross-lingual word embeddings (Mikolov, Le, and Sutskever 2013; Xing et al. 2015; Conneau et al. 2017) or sentence encoders (Johnson et al. 2017; Conneau et al. 2018; Lample and Conneau 2019), which try to encode multi-lingual texts into a shared vector space. Despite achieving promising results on cross-lingual classification problems, cross-lingual pre-trained models purposed for NLG tasks remains relatively understudied.

\* Contribution during internship at Microsoft Research.  
Copyright © 2020, Association for the Advancement of Artificial Intelligence (www.aaai.org). All rights reserved.

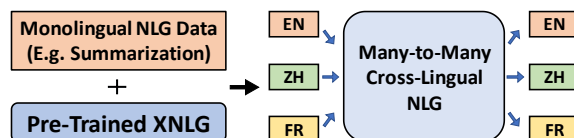


Figure 1: We use a monolingual (such as English) NLG dataset to fine-tune the pre-trained model XNLG, and then evaluate it beyond the language for both source and target sides (e.g., Chinese, and French).

The cross-lingual generation problem is challenging due to the following reasons. First, it requires the models to understand multilingual input texts, and generate multilingual target sequences. So both the encoder and the decoder should be pre-trained together. Second, the many-to-many nature of cross-lingual NLG increases language pairs with the square of the number of languages. Third, the prediction space of cross-lingual NLG is much larger than classification tasks, which makes knowledge transfer of decoders quite critical.

Previous work mainly relies on machine translation (MT) to map texts to different languages. The first strand of research directly uses MT in a pipeline manner (Wan, Li, and Xiao 2010). For example, the inputs written in other languages are first translated to English, and fed into the NLG model that is trained by English data. Then the generated English texts are translated back to the target language. Another strand of work uses MT to generate pseudo training data for other language pairs that are lack of annotations (Shen et al. 2018; Duan et al. 2019). However, such methods have to use multiple MT systems, which renders them suffering from error propagation. Moreover, because the pipeline-based methods do not explicitly share the same parameter space across languages, we can not directly transfer the task-specific supervision to other low-resource languages.

In this paper, we propose a cross-lingual pre-trained model (named as XNLG) in order to transfer monolingual NLG supervision to other pre-trained languages by fine-tuning. Specifically, XNLG shares the same sequence-to-

sequence model across languages, and is pre-trained with both monolingual and cross-lingual objectives. The model not only learns to understand multilingual input, but also is able to generate specific languages by conditioning on the encoded semantics. Figure 1 demonstrates how to use XNLG to perform cross-lingual transfer for downstream tasks. The proposed model enables us to fine-tune the pre-trained model on monolingual NLG training data, and then evaluate it beyond a single language, including zero-shot cross-lingual generation. Besides, we explore several fine-tuning strategies to make a compromise between cross-lingual ability and task ability. In addition, we introduce two cross-lingual NLG datasets (i.e., question generation, and abstractive summarization) for evaluation, which includes three languages, namely English, Chinese, and French. Experimental results on the NLG tasks show that XNLG achieves competitive performance compared with the machine-translation-based pipeline model in zero-shot cross-lingual settings.

## 2 Related Work

**Cross-Lingual NLG** Several previous methods have been proposed for cross-lingual abstractive summarization. Shen et al. (2018) and Duan et al. (2019) use translated documents or summaries as pseudo training data. Junnan et al. (2019) incorporate monolingual summarization and machine translation to improve cross-lingual summarization. However, the systems only conduct experiments that generate summaries with different languages from the input language, rather than transferring supervision signals across all language pairs. Kumar et al. (2019) use training data annotated in multiple languages to jointly train a sequence-to-sequence model for question generation. In contrast, our method can also be applied to zero-shot settings across languages.

**Monolingual Pre-Training** Various training objectives are designed to pretrain text encoders used for general-purpose representations, such as language modeling (Peters et al. 2018; Radford et al. 2018; Devlin et al. 2019; Joshi et al. 2019; Yang et al. 2019), auto-encoding (Liang et al. 2019), and machine translation (McCann et al. 2017). Apart from pre-training encoders, several pre-trained models (Dong et al. 2019; Song et al. 2019) are proposed for generation tasks. In comparison, our goal is to investigate a pre-training method for cross-lingual NLG tasks.

**Cross-Lingual Pre-Training** By pre-training BERT (Devlin et al. 2019) on corpus of multiple languages, it shows a surprising ability to produce cross-lingual representations (Wu and Dredze 2019). More recently, Lample and Conneau (2019) extend mask language modeling pre-training to cross-lingual settings, which shows significant improvements on cross-lingual classification and unsupervised machine translation. By comparison, we pre-train both encoder and decoder for cross-lingual generation tasks, rather than only focusing on encoder. Artetxe and Schwenk (2018) use the sequence encoder of the multilingual translation model (Johnson et al. 2017) to produce cross-lingual sentence embeddings. However, as shown in

the experiments (Section 4), it is difficult to control the target language by directly fine-tuning the pre-trained translation model on downstream NLG tasks.

## 3 Methods

As shown in Figure 2, XNLG is a pre-trained sequence-to-sequence model, which is based on Transformer (Vaswani et al. 2017). Both the encoder and the decoder are supposed to support multiple languages. Following (Lample and Conneau 2019), we use language tag embeddings to distinguish the source and target languages. Given a sentence and its corresponding language tag, XNLG encodes the input into vector representations. By conditioning on the encoding vectors and a specific language tag, the decoder generates the output sequence in the target language.

### 3.1 Pre-Training Tasks

**Monolingual MLM** The masked language modeling (MLM) (Devlin et al. 2019) task aims at predicting the randomly masked words according to their context. The objective pretrains the bidirectional encoder to obtain contextual representations. Following (Devlin et al. 2019), we randomly mask 15% of the tokens in a monolingual sentence. For each masked token, we substitute it with a special token [M], a random token, or the unchanged token with probabilities of 0.8, 0.1, and 0.1, respectively. Let  $x$  denote a sentence from the monolingual training corpus, and  $M_x$  the set of randomly masked positions. The monolingual MLM loss is defined as:

$$\mathcal{L}_{\text{MLM}}^{(x)} = - \sum_{i \in M_x} \log p(x_i | x_{\setminus M_x}) \quad (1)$$

where  $x_{\setminus M_x}$  is the masked version of input  $x$ . The language tags are fed into the model for all pre-training tasks.

**Denoising Auto-Encoding (DAE)** We use the denoising auto-encoding (DAE) objective (Vincent et al. 2008) to pre-train the encoder-decoder attention mechanism. Given sentence  $x$  from the monolingual corpus, we use three types of noise to obtain the randomly perturbed text  $\hat{x}$ . First, the word order is locally shuffled. Second, we randomly drop tokens of the sentence with a probability of 0.1. Third, we substitute tokens with the special padding token [P] with a probability of 0.1. The pre-training objective is to recover the original sentence  $x$  by conditioning on  $\hat{x}$ . The DAE loss is computed via:

$$\mathcal{L}_{\text{DAE}}^{(x)} = - \log p(x | \hat{x}) = - \sum_{i=1}^{|x|} \log p(x_i | \hat{x}, x_{<i}) \quad (2)$$

where  $x_{<i} = x_1, \dots, x_{i-1}$ .

**Cross-Lingual MLM (XMLM)** Similar to monolingual MLM, the masked token prediction task can be extended to cross-lingual settings (Lample and Conneau 2019). To be specific, given a parallel corpus, we concatenate the pair of bilingual sentences  $(x, y)$  to a whole sequence, and use it as the input of MLM. The language tags are also fed into

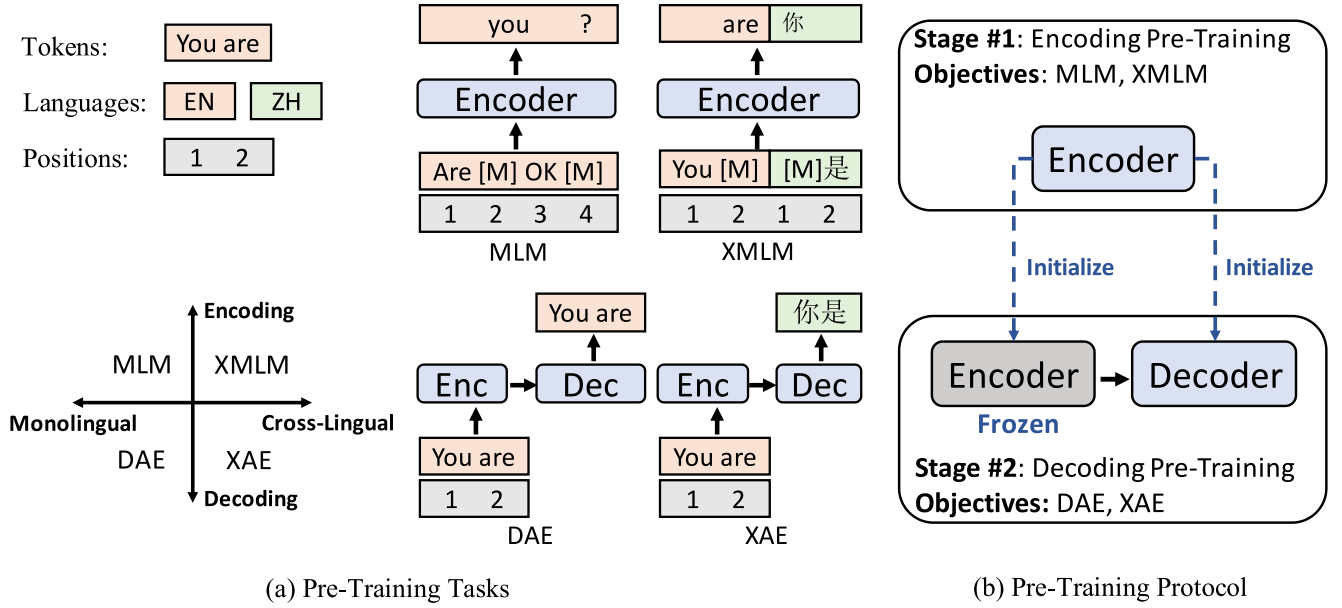


Figure 2: Overview of the pre-training tasks and the pre-training protocol designed for XNLG.

the model to indicate the languages of tokens. During training, we adopt the same masking strategy as monolingual MLM. Apart from using monolingual context to predict the masked tokens, XMLM encourages the model to utilize the alignment of bilingual sentences, so that the model learns to map cross-lingual texts into a shared vector space. Similar to Equation (1), the cross-lingual MLM loss is:

$$\mathcal{L}_{\text{XMLM}}^{(x,y)} = - \sum_{i \in M_x} \log p(x_i | x_{\setminus M_x}, y_{\setminus M_y}) \quad (3)$$

$$- \sum_{i \in M_y} \log p(y_i | x_{\setminus M_x}, y_{\setminus M_y}) \quad (4)$$

where  $M_x, M_y$  represent the masked positions of  $x$  and  $y$ , respectively.

**Cross-Lingual Auto-Encoding (XAE)** If only DAE is used as the pre-training task for the decoder, we found that the model ignores the target language tag while generating just the same language as the input, caused by the spurious correlation issue (Gu et al. 2019). In other words, the DAE loss captures the spurious correlation between the source language tag and the target sentences, but we expect the language of generated sentences can be controlled by the target language tag. To solve the above problem, we use machine translation as the cross-lingual auto-encoding (XAE) task, which decreases mutual information between the target sentences and the source language tag. XAE can be viewed as the multilingual-version DAE task in the sense that both of them recover the sentence by conditioning on the encoded representations. The cross-lingual auto-encoding loss is:

$$\mathcal{L}_{\text{XAE}}^{(x,y)} = - \log p(y|x) - \log p(x|y) \quad (5)$$

where  $(x, y)$  is a pair of sentences in the parallel corpus.

### 3.2 Pre-Training Protocol

As shown in Figure 2(b), we propose a two-stage pre-training protocol for XNLG. The first stage pretrains the encoding components, where the model learns to encode multilingual sentences to a shared embedding space. We consider using MLM and XMLM as the pre-training tasks. The objective of the first stage is to minimize:

$$\mathcal{L}_1 = \sum_{(x,y) \in \mathcal{D}_p} \mathcal{L}_{\text{XMLM}}^{(x,y)} + \sum_{x \in \mathcal{D}_m} \mathcal{L}_{\text{MLM}}^{(x)} \quad (6)$$

where  $\mathcal{D}_p$  indicates the parallel corpus, and  $\mathcal{D}_m$  is the monolingual corpus.

Although the pre-trained encoder in the first stage enables the model to encode multilingual sentences. However, it cannot directly be used in cross-lingual NLG because: 1) encoder-decoder attention is not pre-trained; 2) the decoding algorithm is different between masked language modeling and autoregressive decoding, resulting in the mismatch between pre-training and fine-tuning. Therefore, we conduct decoding pre-training in the second stage by using DAE and XAE as the tasks. Besides, we only update decoder parameters and keep the encoder fixed. The objective of the second stage is to minimize:

$$\mathcal{L}_2 = \sum_{(x,y) \in \mathcal{D}_p} \mathcal{L}_{\text{XAE}}^{(x,y)} + \sum_{x \in \mathcal{D}_m} \mathcal{L}_{\text{DAE}}^{(x)} \quad (7)$$

### 3.3 Fine-Tuning on Downstream NLG Tasks

In the fine-tuning procedure, let us assume that we only have English training data for downstream NLG tasks. According to whether the target language is English, the directions of NLG can be categorized into two classes: any languages to non-English languages (Any-to-Others), and any languages to English (Any-to-English).

Data	Models	BL-4	MTR	RG-L
En-QG	COREFNQG <sup>†</sup>	15.16	19.12	-
	MP-GSN	16.38	20.25	44.48
	XLM	16.94	21.87	46.45
	XNLG	<b>19.99</b>	<b>24.05</b>	<b>48.74</b>
Zh-QG	XLM	23.41	23.32	47.40
	XNLG	<b>24.89</b>	<b>24.53</b>	<b>49.72</b>

Table 1: Evaluation results of monolingual supervised question generation for English and Chinese. BL is short for BLEU, MTR for METEOR, and RG for ROUGE. The results with “<sup>†</sup>” are reported on different data splits.

Models	BL-4	MTR	RG-L
XLM	0.25	0.62	2.56
PIPELINE (XLM)	4.42	9.59	21.22
w/ Google Translator	9.95	14.92	29.37
XNLG	<b>16.37</b>	<b>18.74</b>	<b>34.93</b>

Table 2: Evaluation results of zero-shot Chinese-Chinese question generation. Same shorthands apply as in Table 1.

**Fine-Tuning for Any-to-Others NLG** Ideally, the model can be fine-tuned towards a new task without losing its cross-lingual ability. However, we observe the catastrophic forgetting of target language controllability, if we fine-tune all the model parameters for Any-to-Others NLG. So we keep the decoder and the word embeddings frozen and only update the encoder parameters during fine-tuning. In practice, we found that the proposed fine-tuning method prevents the model from only decoding English words for the Any-to-Others setting.

**Fine-Tuning for Any-to-English NLG** For the Any-to-English NLG transfer, the decoder always generates English. So we can freeze the encoder parameters, and update the decoder parameters to retain the cross-lingual ability. As an alternative way, we can also fine-tune all the parameters to obtain the best results on the English dataset while having a slight drop in performance.

## 4 Experiments

We conduct experiments over two cross-lingual NLG downstream tasks, i.e., cross-lingual question generation, and cross-lingual abstractive summarization. We compare XNLG with state-of-the-art cross-lingual pre-trained models, and machine-translation-based pipelines.

### 4.1 Training Details

**Pre-Training** We use a pre-trained XNLG with a 10-layer encoder and a 6-layer decoder. For every Transformer layer, we use 1024 hidden units, 8 attention heads, and GELU activations (Hendrycks and Gimpel 2016). In the first pre-training stage, we directly use the 15-language pre-trained XLM (Lample and Conneau 2019) to initialize the parameters of our encoder and decoder. In the second stage,

Models	Rel	Flu	Corr
XLM	0	0	0
PIPELINE (XLM)	0.50	0.80	0.03
w/ Google Translator	1.31	<b>1.43*</b>	0.69
XNLG	<b>1.68*</b>	1.29	<b>0.89*</b>

Table 3: Human evaluation results of zero-shot Chinese-Chinese question generation. Rel is short for relatedness, Flu for fluency, and Corr for correctness. “\*” indicates the improvements are significant at  $p < 0.05$ .

Models	Rel	Flu	Corr
XLM	0	0	0
PIPELINE (XLM)	0.87	0.86	0.28
XNLG	<b>1.09*</b>	<b>0.95</b>	<b>0.53*</b>

Table 4: Human evaluation results of zero-shot English-Chinese question generation. “\*” indicates the improvements are significant at  $p < 0.05$ . Same shorthands apply as in Table 3.

we use Wikipedia as the monolingual data for the DAE objective, and MultiUN (Ziemski, Junczys-Dowmunt, and Pouliquen 2016) as the parallel data for the XAE objective. The DAE loss is trained with a weight of 0.5. We train a two-language (English/Chinese) and a three-language (English/French/Chinese) XNLG for two downstream NLG tasks, respectively. Following (Lample and Conneau 2019), we use the tokenizer provided by (Chang, Galley, and Manning 2008) for Chinese, and Moses<sup>1</sup> for other languages, respectively. Then the words in all languages are split with a shared subword vocabulary learned by BPE (Sennrich, Haddow, and Birch 2015). We use Adam optimizer with a linear warm-up over the first 4,000 steps and linear decay for later steps, and the learning rate is set to  $10^{-4}$ . The pre-training batch size is 64, and the sequence length is set to 256. It takes about 30 hours to run 23,000 steps for the pre-training procedure by using 4 Nvidia Telsa V100-16GB GPUs.

**Fine-Tuning** For fine-tuning on downstream NLG tasks, we use Adam optimizer with a learning rate of  $5 \times 10^{-6}$ . We set the batch size as 16 and 32 for question generation and abstractive summarization, respectively. When the target language is the same as the language of training data, we fine-tune all parameters. When the target language is different from the language of training data, we fine-tune the Transformer layers of the encoder. We truncate the input sentences to the first 256 tokens. During decoding, we use beam search with a beam size of 3, and limit the length of the target sequence to 80 tokens.

### 4.2 Question Generation

We evaluate our model on zero-shot cross-lingual answer-aware question generation (QG). The goal is to generate a

<sup>1</sup><https://github.com/moses-smt/mosesdecoder>

Models	Rel	Flu	Corr
XLM	1.00	1.20	0.40
PIPELINE (XLM)	0.85	0.98	0.28
XNLG	<b>1.24*</b>	<b>1.47*</b>	<b>0.76*</b>

Table 5: Human evaluation results of zero-shot Chinese-English question generation. “\*”: the improvements are significant at  $p < 0.05$ . Same shorthands apply as in Table 3.

Data	Models	RG-1	RG-2	RG-L
En-AS	XLM	48.15	26.35	45.04
	XNLG	<b>48.76</b>	<b>26.82</b>	<b>45.57</b>
Fr-AS	XLM	56.27	39.20	52.84
	XNLG	<b>57.84</b>	<b>40.81</b>	<b>54.24</b>
Zh-AS	XLM	55.30	42.57	52.95
	XNLG	<b>57.65</b>	<b>44.93</b>	<b>54.95</b>

Table 6: Evaluation results of supervised monolingual summarization. Same shorthands apply as in Table 1.

question that asks towards the answer with the given passage and the expected answer. In the following experiments, we extend the QG task to the cross-lingual setting. By only using English QG training data, our goal is to generate questions in English or Chinese with the given passage-answer pair in English or Chinese.

We use SQuAD 1.1 (Rajpurkar et al. 2016) as the English QG dataset. It is a popular English question answering dataset containing over 100,000 questions and their corresponding annotated passages. Following (Zhao et al. 2018), we regard the original development set as the test set, and sample 5000 examples from the training data of two datasets as the development sets. For Chinese QG, we follow the default data splits of WebQA (Li et al. 2016). We regard the provided annotated evidence sentences as the input passages instead of entire documents. To construct the input sequence, we view the whole input passage as a single sentence, and concatenate the passage and the answer into one sequence with a special token [S] between them. During decoding Chinese, we utilize a subset of vocabulary, which is obtained from the passage sentences of the WebQA dataset.

**English-English Question Generation** We first conduct experiments on the supervised English-English QG setting. We compare our model to the following baselines:

- **COREFNQG** (Du and Cardie 2018) An attentional sequence-to-sequence model with a feature-rich encoder.
- **MP-GSN** (Zhao et al. 2018) A sequence-to-sequence model with self-attention and maxout pointer mechanism.
- **XLM** (Lample and Conneau 2019) State-of-the-art cross-lingual pre-trained Transformer. We initialize the sequence-to-sequence model with pre-trained XLM.

We evaluate models with BLEU-4 (BL-4), ROUGE (RG) and METEOR (MTR) metrics. As shown in Table 1, XNLG

Models	RG-1	RG-2	RG-L
XLM	14.53	1.80	13.43
PIPELINE (XLM)	30.58	12.01	27.44
w/ Google Translator	38.48	18.86	34.98
XNLG	<b>39.98</b>	<b>20.31</b>	<b>36.31</b>

Table 7: Evaluation results of zero-shot French abstractive summarization. Same shorthands apply as in Table 1.

Models	RG-1	RG-2	RG-L
XLM	0.71	0.28	0.70
PIPELINE (XLM)	26.39	13.11	23.98
w/ Google Translator	36.96	22.03	33.99
XNLG	<b>41.66</b>	<b>28.70</b>	<b>38.91</b>

Table 8: Evaluation results of zero-shot Chinese abstractive summarization. Same shorthands apply as in Table 1.

outperforms the baselines, which demonstrates that our pre-trained model provides a good initialization for NLG.

**Chinese-Chinese Question Generation** We conduct experiments on zero-shot Chinese-Chinese QG to evaluate the cross-lingual transfer ability. In this task, models are trained with English QG data but evaluated with Chinese QG examples. We include the following models as our baselines:

- **XLM Fine-tuning** XLM with the English QG data.
- **PIPELINE (XLM)** The pipeline of translating input Chinese sentences into English first, then performing En-En-QG with the XLM model, and finally translating back to the Chinese. We use the Transformer as the translator, which is also trained on the MultiUN dataset.
- **PIPELINE (XLM) with Google Translator** Utilizing Google Translator in PIPELINE (XLM) for translation.

We evaluate models by both automatic evaluation metrics and human experts. The automatic metrics scores are computed by regarding each Chinese character as a token. For human evaluation, we consider three metrics: relatedness, fluency, and correctness, which are represented as integers ranged from 1 to 3. We randomly select 100 passage-answer pairs from the English QG test set, and use the models to generate questions. Then we present these examples to three experts to ask for the above scores. In Table 2 and Table 3, we present the results for the zero-shot Zh-Zh-QG. The results of monolingual supervised models are also reported in Table 1 as reference. In the automatic evaluation, our model consistently performs better than baselines in both zero-shot and monolingual supervised setting. In the human evaluation, our model also obtains significant improvements in terms of relatedness and correctness.

**English-Chinese Question Generation** In the zero-shot English-Chinese question generation experiments, we use XLM and PIPELINE (XLM) as our baselines. PIPELINE (XLM) is a pipeline method that uses En-En-QG

Models	BL-4	MTR	RG-L
XLM	0.25	0.62	2.56
XNLG	<b>16.37</b>	<b>18.74</b>	<b>34.93</b>
– XAE	13.71	15.88	31.43
– DAE	0.38	1.79	3.79

Table 9: Ablations for pre-training objectives, where models are evaluated on zero-shot Chinese-Chinese question generation. Same shorthands apply as in Table 1.

with XLM to generate questions, and then translates the results to Chinese. Because there are no annotations for En-Zh-QG, we perform human evaluation studies for this setting. Table 4 shows the human evaluation results, where our model surpasses all the baselines especially in terms of relatedness and correctness.

**Chinese-English Question Generation** We also conduct experiments for zero-shot Chinese-English question generation, and adopt the same evaluation procedure to En-Zh-QG. PIPELINE (XLM) first translates Chinese input to English, and then conduct En-En-QG with XLM. As shown in Table 5, human evaluation results indicate that XNLG achieves significant improvements on the three metrics.

### 4.3 Abstractive Summarization

We conduct experiments on cross-lingual abstractive summarization (AS). AS is the task of converting the input sentences into summaries while preserving the key meanings. For evaluation, we use English/French/Chinese Gigaword<sup>2</sup> to extract the first sentence and the headline of each article, and regard them as input document and predicted summaries, respectively. For each language, we sample 500k/5k/5k examples for training/validation/test.

**Zero-Shot Summarization** In the zero-shot setting, we only use English data for training, and directly evaluate the model on other languages. In Table 7 and Table 8, we present the results for French/Chinese AS, which are evaluated by the ROUGE-1, ROUGE-2 and ROUGE-L metrics. We also report the results of supervised AS in Table 6 for reference. We find that XNLG outperforms all the baseline models on both French and Chinese AS. Comparing with French, there is a larger gap between baselines and our model on zero-shot Chinese AS, which indicates that the error propagation issue is more serious on distant language pairs.

### 4.4 Ablation Studies

**Effects of Pre-Training** We conduct ablation studies for pre-training objectives, and the results can be seen in Table 9. We observe that our model greatly benefits from the DAE objective for the zero-shot Chinese question generation task. The results also demonstrate that combining DAE and XAE can alleviate the spurious correlation issue and improves cross-lingual NLG.

<sup>2</sup>LDC2011T07, LDC2011T10, LDC2011T13

	Supervised En-En-QG			Zero-Shot Zh-Zh-QG		
	BL-4	MTR	RG-L	BL-4	MTR	RG-L
All	<b>19.99</b>	<b>24.05</b>	48.74	6.82	14.84	21.77
Dec	16.37	20.91	44.51	0.21	1.25	2.05
Enc	19.62	23.66	<b>48.78</b>	15.72	<b>18.89</b>	34.82
ET	19.69	23.73	48.53	<b>16.37</b>	18.74	<b>34.93</b>

Table 10: Effects of different fine-tuning strategies. Dec, Enc and ET represent fine-tuning the parameters of the decoder, the encoder, and the Transformer layers of the encoder, respectively. Same shorthands apply as in Table 1.

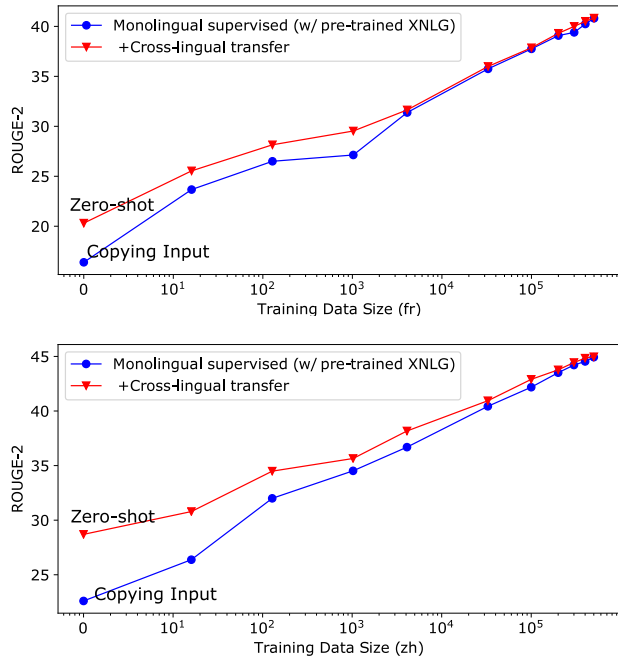


Figure 3: ROUGE-2 scores for few-shot French/Chinese abstractive summarization with different training data sizes.

**Effects of Fine-Tuning Strategies** As shown in Table 10, we use the En-En-QG and Zh-Zh-QG tasks to analyze the effects of using different fine-tuning strategies. It can be observed that using different fine-tuning strategies, our model obtain an impressive performance for both English and Chinese QG, which shows the strong cross-lingual transfer ability of our model. When fine-tuning all the parameters, the model achieves the best score for English QG, but it suffers a performance drop when evaluating on Chinese QG. We find that fine-tuning decoder hurts cross-lingual decoding, and the model learns to only decode English words. For only fine-tuning decoder, the performance degrades by a large margin for both languages because of the underfitting issue, which indicates the necessity of fine-tuning encoder.

**Effects of Cross-Lingual Transfer** We examine whether low-resource NLG can benefit from cross-lingual transfer. We consider English as the rich-resource language, and con-

<b>Input Passage</b>	... In case of European Union law which should have been transposed into the laws of member states, such as Directives, the European Commission can take proceedings against the member state under the <i>Treaty on the Functioning of the European Union</i> . ...
<b>Input Answer</b>	Treaty on the Functioning of the European Union
<b>Reference</b>	Under what treaty can the European Commission take action against member states?
<i>English-English Question Generation</i>	
<b>XLM</b>	under what treaty can the european commission take proceedings against the european union?
<b>XNLG</b>	under what treaty can the european commission take action against a member state?
<i>Zero-Shot English-Chinese Question Generation</i>	
<b>XLM*</b>	?
<b>PIPELINE</b>	根据什么条约,欧洲联盟可以对欧洲联盟采取诉讼?(Under what treaty, can European Union take action against European Union?)
<b>XNLG</b>	根据哪些条约,欧洲联盟可以对成员国采取诉讼?(Under what treaty, can European Union take action against member states?)
<b>Input Passage</b>	世界上第一颗爆炸的原子弹的名字叫“瘦子”。... (The first exploded atomic bomb in the world is called "Thin Man". ...)
<b>Input Answer</b>	瘦子 (Thin Man)
<b>Reference</b>	世界上第一颗爆炸的原子弹的名字是?(What is the name of the first exploded atomic bomb in the world?)
<i>Zero-Shot Chinese-English Question Generation</i>	
<b>XLM</b>	what was the name of the atomic bomb named after world war 1?
<b>PIPELINE</b>	what is the term for a nuclear bomb that explored the us air force?
<b>XNLG</b>	what was the name of the first atomic bomb exploded in the world?
<i>Zero-Shot Chinese-Chinese Question Generation</i>	
<b>XLM*</b>	"11/11"?
<b>PIPELINE</b>	美国航空部队探索了核炸弹的术语?(The U.S. Air Force explored the term for the nuclear bomb?)
<b>XNLG</b>	世界上第一颗爆炸的原子弹的名字叫?(What is the name of the first exploded atomic bomb in the world?)

Figure 4: Examples of generated questions by XNLG and the baselines in four directions (En-En, En-Zh, Zh-En and Zh-Zh). “\*”: Because XLM is not designed for cross-lingual NLG, it is hard to produce meaningful sentences for En-Zh-QG and Zh-Zh-QG.

duct experiments for few-shot French/Chinese AS. Specifically, we first fine-tune XNLG on the English AS data, and then fine-tune it on the French or Chinese AS data. We compare with the monolingual supervised model that XNLG is only fine-tuned on the dataset of the target language. As shown in Figure 3, we can observe that the cross-lingual supervision improves performance for few-shot abstractive summarization. As the training data size becomes larger, the performances of the two models are getting closer.

#### 4.5 Case Studies

As shown in Figure 4, we present some examples generated by XNLG and the baselines in four directions (En-En, En-Zh, Zh-En, and Zh-Zh). When decoding on an unseen language, XLM tends to generate random output, because it is not designed for cross-lingual NLG. In terms of the pipeline model, we can observe that it suffers from the error propagation issue, especially when the source and target languages are all different from the training data. For example, when the pipeline model performs Zh-Zh-QG, keywords are translated twice, increasing the risk of mistranslation. In the second example, “*atomic bomb*” is mistranslated to “*nuclear bomb*”, resulting in its low correctness. On the contrary, by directly transferring English supervision signals to the other generation directions, the generated questions of XNLG match the references better than baselines.

## 5 Conclusion

In this paper, we propose a pre-training method for cross-lingual natural language generation (NLG) that can transfer monolingual NLG supervision signals to all pre-trained languages. With the pre-trained model, we achieve zero-shot cross-lingual NLG on several languages by only fine-tuning once. Experimental results show that our model outperforms the machine-translation-based pipeline model on several cross-lingual NLG tasks. For future work, we would like to improve our pre-training method towards the fully unsupervised setting.

## Acknowledgements

Prof. Heyan Huang is the corresponding author. The work is supported by NKRD (No. 2018YFB1005100), NSFC (No. 61772076 and 61751201), NSFB (No. Z181100008918002), Major Project of Zhijiang Lab (No. 2019DH0ZX01), and Open fund of BDAIGGCNEL and CETC Big Data Research Institute Co., Ltd (No. w-2018018).

## References

[Artetxe and Schwenk 2018] Artetxe, M., and Schwenk, H. 2018. Massively multilingual sentence embeddings for



- zero-shot cross-lingual transfer and beyond. *arXiv preprint arXiv:1812.10464*.
- [Chang, Galley, and Manning 2008] Chang, P.-C.; Galley, M.; and Manning, C. D. 2008. Optimizing chinese word segmentation for machine translation performance. In *WMT*, 224–232.
- [Conneau et al. 2017] Conneau, A.; Lample, G.; Ranzato, M.; Denoyer, L.; and Jégou, H. 2017. Word translation without parallel data. *arXiv preprint arXiv:1710.04087*.
- [Conneau et al. 2018] Conneau, A.; Rinott, R.; Lample, G.; Williams, A.; Bowman, S.; Schwenk, H.; and Stoyanov, V. 2018. Xnli: Evaluating cross-lingual sentence representations. In *EMNLP*, 2475–2485.
- [Devlin et al. 2019] Devlin, J.; Chang, M.-W.; Lee, K.; and Toutanova, K. 2019. BERT: Pre-training of deep bidirectional transformers for language understanding. In *NAACL*, 4171–4186.
- [Dong et al. 2019] Dong, L.; Yang, N.; Wang, W.; Wei, F.; Liu, X.; Wang, Y.; Gao, J.; Zhou, M.; and Hon, H.-W. 2019. Unified language model pre-training for natural language understanding and generation. *arXiv preprint arXiv:1905.03197*.
- [Du and Cardie 2018] Du, X., and Cardie, C. 2018. Harvesting paragraph-level question-answer pairs from wikipedia. In *ACL*, 1907–1917.
- [Duan et al. 2019] Duan, X.; Yin, M.; Zhang, M.; Chen, B.; and Luo, W. 2019. Zero-shot cross-lingual abstractive sentence summarization through teaching generation and attention. In *ACL*, 3162–3172.
- [Gu et al. 2019] Gu, J.; Wang, Y.; Cho, K.; and Li, V. O. 2019. Improved zero-shot neural machine translation via ignoring spurious correlations. *arXiv preprint arXiv:1906.01181*.
- [Hendrycks and Gimpel 2016] Hendrycks, D., and Gimpel, K. 2016. Gaussian error linear units (GELUs). *arXiv preprint arXiv:1606.08415*.
- [Johnson et al. 2017] Johnson, M.; Schuster, M.; Le, Q. V.; Krikun, M.; Wu, Y.; Chen, Z.; Thorat, N.; Viégas, F.; Wattenberg, M.; Corrado, G.; et al. 2017. Googles multilingual neural machine translation system: Enabling zero-shot translation. *TACL* 5:339–351.
- [Joshi et al. 2019] Joshi, M.; Chen, D.; Liu, Y.; Weld, D. S.; Zettlemoyer, L.; and Levy, O. 2019. Spanbert: Improving pre-training by representing and predicting spans. *arXiv preprint arXiv:1907.10529*.
- [Junnan et al. 2019] Junnan, Z.; Qian, W.; Yining, W.; Yu, Z.; Jiajun, Z.; Shaonan, W.; and Chengqing, Z. 2019. Ncls: Neural cross-lingual summarization. *arXiv preprint arXiv:1909.00156*.
- [Kumar et al. 2019] Kumar, V.; Joshi, N.; Mukherjee, A.; Ramakrishnan, G.; and Jyothi, P. 2019. Cross-lingual training for automatic question generation. *arXiv preprint arXiv:1906.02525*.
- [Lample and Conneau 2019] Lample, G., and Conneau, A. 2019. Cross-lingual language model pretraining. *arXiv preprint arXiv:1901.07291*.
- [Li et al. 2016] Li, P.; Li, W.; He, Z.; Wang, X.; Cao, Y.; Zhou, J.; and Xu, W. 2016. Dataset and neural recurrent sequence labeling model for open-domain factoid question answering. *arXiv preprint arXiv:1607.06275*.
- [Liang et al. 2019] Liang, W.; Wei, Z.; Ruoyu, J.; Sujian, L.; and Jingming, L. 2019. Denoising based sequence-to-sequence pre-training for text generation. *arXiv preprint arXiv:1908.08206*.
- [McCann et al. 2017] McCann, B.; Bradbury, J.; Xiong, C.; and Socher, R. 2017. Learned in translation: Contextualized word vectors. In *NIPS*, 6294–6305.
- [Mikolov, Le, and Sutskever 2013] Mikolov, T.; Le, Q. V.; and Sutskever, I. 2013. Exploiting similarities among languages for machine translation. *arXiv preprint arXiv:1309.4168*.
- [Peters et al. 2018] Peters, M.; Neumann, M.; Iyyer, M.; Gardner, M.; Clark, C.; Lee, K.; and Zettlemoyer, L. 2018. Deep contextualized word representations. In *NAACL*, 2227–2237.
- [Radford et al. 2018] Radford, A.; Narasimhan, K.; Salimans, T.; and Sutskever, I. 2018. Improving language understanding by generative pre-training.
- [Rajpurkar et al. 2016] Rajpurkar, P.; Zhang, J.; Lopyrev, K.; and Liang, P. 2016. SQuAD: 100,000+ questions for machine comprehension of text. In *EMNLP*, 2383–2392.
- [Sennrich, Haddow, and Birch 2015] Sennrich, R.; Haddow, B.; and Birch, A. 2015. Neural machine translation of rare words with subword units. *arXiv preprint arXiv:1508.07909*.
- [Shen et al. 2018] Shen, S.; Chen, Y.; Yang, C.; Liu, Z.; and Sun, M. 2018. Zero-shot cross-lingual neural headline generation. *TASLP* 26(12):2319–2327.
- [Song et al. 2019] Song, K.; Tan, X.; Qin, T.; Lu, J.; and Liu, T.-Y. 2019. Mass: Masked sequence to sequence pre-training for language generation. *arXiv preprint arXiv:1905.02450*.
- [Vaswani et al. 2017] Vaswani, A.; Shazeer, N.; Parmar, N.; Uszkoreit, J.; Jones, L.; Gomez, A. N.; Kaiser, Ł.; and Polosukhin, I. 2017. Attention is all you need. In *NIPS*, 5998–6008. Curran Associates, Inc.
- [Vincent et al. 2008] Vincent, P.; Larochelle, H.; Bengio, Y.; and Manzagol, P.-A. 2008. Extracting and composing robust features with denoising autoencoders. In *ICML*, 1096–1103. ACM.
- [Wan, Li, and Xiao 2010] Wan, X.; Li, H.; and Xiao, J. 2010. Cross-language document summarization based on machine translation quality prediction. In *ACL*.
- [Wu and Dredze 2019] Wu, S., and Dredze, M. 2019. Beto, bentz, becas: The surprising cross-lingual effectiveness of bert. *arXiv preprint arXiv:1904.09077*.
- [Xing et al. 2015] Xing, C.; Wang, D.; Liu, C.; and Lin, Y. 2015. Normalized word embedding and orthogonal transform for bilingual word translation. In *NAACL*, 1006–1011.
- [Yang et al. 2019] Yang, Z.; Dai, Z.; Yang, Y.; Carbonell, J.; Salakhutdinov, R.; and Le, Q. V. 2019. XLNet: General-



ized autoregressive pretraining for language understanding.  
*arXiv preprint arXiv:1906.08237*.

[Zhao et al. 2018] Zhao, Y.; Ni, X.; Ding, Y.; and Ke, Q. 2018. Paragraph-level neural question generation with max-out pointer and gated self-attention networks. In *EMNLP*, 3901–3910.

[Ziemski, Junczys-Dowmunt, and Pouliquen 2016]  
Ziemski, M.; Junczys-Dowmunt, M.; and Pouliquen, B. 2016. The united nations parallel corpus v1. 0. In *LREC*, 3530–3534.