

A Proof of Riemann Hypothesis

Tao Liu

*School of Science, Southwest University of Science and Technology, Mianyang, Sichuan 621010, China
State Key Laboratory of Environment-friendly Energy Materials,
Southwest University of Science and Technology, 59 Qinglong Road, Mianyang, Sichuan 621010, China*

Juhao Wu

*Stanford University, Stanford, California 94309, USA
(Dated: May 5, 2020)*

The meromorphic function $W(s)$ introduced in the Riemann-Zeta function $\zeta(s) = W(s)\zeta(1-s)$ maps the line of $s = 1/2 + it$ onto the unit circle in W -space. $|W(s)| = 0$ gives the trivial zeroes of the Riemann-Zeta function $\zeta(s)$. In the range: $0 < |W(s)| \neq 1$, $\zeta(s)$ does not have nontrivial zeroes. $|W(s)| = 1$ is the necessary condition for the nontrivial zeros of the Riemann-Zeta function. Writing $s = \sigma + it$, in the range: $0 \leq \sigma \leq 1$, but $\sigma \neq 1/2$, even if $|W(s)| = 1$, the Riemann-Zeta function $\zeta(s)$ is non-zero. Based on these arguments, the nontrivial zeros of the Riemann-Zeta function $\zeta(s)$ can only be on the $s = 1/2 + it$ critical line. Therefore a proof of the Riemann Hypothesis is presented.

I. RIEMANN HYPOTHESIS

Let us briefly revisit the Riemann Hypothesis. Recall that the Riemann-Zeta function can be defined via Riemann's functional equation:

$$\zeta(s) = 2^s \pi^{s-1} \sin\left(\frac{\pi s}{2}\right) \Gamma(1-s) \zeta(1-s), \quad (1)$$

where $\Gamma(1-s)$ is the analytical continuation of the factorial and $s = \sigma + it$, with $\sigma \in \mathbb{R}$ and $t \in \mathbb{R}$ both being real number. Notice that $s = -2n$ ($n = 1, 2, \dots, \infty$) are the trivial zeroes of $\zeta(s)$ and $s = 1$ is its pole. The Riemann Hypothesis states on the necessary condition of the nontrivial zeroes of the Riemann-Zeta function as: "all the nontrivial zeroes of $\zeta(s)$ is on the line: $s = 1/2 + it$ " [1]. Up to now, it is proven that the nontrivial zeroes of $\zeta(s)$ can only be in the range: $0 \leq \sigma \leq 1$ [2, 3]

II. THE MEROMORPHIC FUNCTION $W(s)$

A. Introduction of the meromorphic function $W(s)$

Based on Riemann's functional equation (1), we can introduce a meromorphic function:

$$W(s) = 2^s \pi^{s-1} \sin\left(\frac{\pi s}{2}\right) \Gamma(1-s), \quad (2)$$

so that Eq. (1) is rewritten as:

$$\zeta(s) = W(s)\zeta(1-s). \quad (3)$$

The distribution of the nontrivial zeros of the Riemann-Zeta function is closely related to the properties of the meromorphic function $W(s)$. In the following, let us discuss the properties of $W(s)$.

B. The properties of the meromorphic function $W(s)$

1. The reflection symmetry of $W(s)$

In the s -complex space, for arbitrary $\varepsilon \in \mathbb{R}$, setting $s_0 = 1/2 + it$, then the pair: $s_{\pm} = s_0 \pm \varepsilon$ is a mirror symmetric pair with respect to s_0 as shown in Fig. 1. The complex conjugates of s_+ and s_- are noted as s_+^* and s_-^* . Under the $W(s)$ map, s_{\pm} and their mirror reflected complex conjugate s_{\mp}^* are reciprocal pair.

$$W(s_{\pm}) W(s_{\mp}^*) = 1. \quad (4)$$

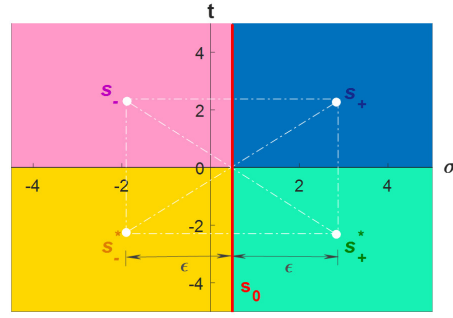


FIG. 1. In the s -complex plane, s_+ and s_- are mirror symmetric with respect to s_0 ; s_+^* and s_-^* are mirror symmetric with respect to s_0 .

Proof

Because:

$$\sin\left(\frac{\pi s}{2}\right) = \frac{\pi}{\Gamma(1-s/2)\Gamma(s/2)},$$

and

$$\frac{\Gamma(1-s)}{\Gamma(1-s/2)} = \frac{2^{-s}\Gamma\left(\frac{1-s}{2}\right)}{\sqrt{\pi}},$$

we can rewrite $W(s)$ as:

$$W(s) = \pi^{s-\frac{1}{2}} \frac{\Gamma\left(\frac{1-s}{2}\right)}{\Gamma\left(\frac{s}{2}\right)}. \quad (5)$$

On the complex plane of s , for arbitrary real number $\varepsilon \in R$, because:

$$W(s_+) = e^{\varepsilon+it} \frac{\Gamma\left(\frac{1}{4} - \frac{\varepsilon}{2} - \frac{it}{2}\right)}{\Gamma\left(\frac{1}{4} + \frac{\varepsilon}{2} + \frac{it}{2}\right)},$$

and

$$W(s_-^*) = e^{-\varepsilon-it} \frac{\Gamma\left(\frac{1}{4} + \frac{\varepsilon}{2} + \frac{it}{2}\right)}{\Gamma\left(\frac{1}{4} - \frac{\varepsilon}{2} - \frac{it}{2}\right)} = \frac{1}{W(s_+)},$$

which is to say that in the W -space, $W(s_-^*)$ must be equal to $1/W(s_+)$, which is the reciprocal of $W(s_+)$; we have:

$$W(s_+)W(s_-^*) = W(s_+) \frac{1}{W(s_+)} = 1.$$

Similarly, we can prove that in the W -space, $W(s_+^*)$ must be equal to $1/W(s_-)$, which is the reciprocal of $W(s_-)$, i.e., $W(s_+^*)W(s_-) = 1$. Therefore, property II B 1 is proven.

2. $W(s)$ has trivial zeros at $s = \{-2n | n = 0, 1, 2, \dots, \infty\}$ and pole $s = \{2n+1 | n = 0, 1, 2, \dots, \infty\}$. $W(s)$ at these trivial zeros and at these poles are reciprocal pairs: $W(-2n)W(1+2n) = 1$.

Proof

First of all, it is obvious that:

$$W(-2n) = 2^{-2n} \pi^{-2n-1} \sin(-n\pi) \Gamma(1+2n) = 0$$

for $(n = 0, 1, 2, \dots)$, and

$$W(2n+1) = 2^{2n+1} \pi^{2n} \sin\left(n\pi + \frac{\pi}{2}\right) \Gamma(-2n) = \infty$$

for $(n = 0, 1, 2, \dots)$.

Next, setting $\varepsilon = \frac{1}{2} + 2n$, and $t = 0$, we have $s_+ = 2n + 1$, and $s_- = -2n$. According to reflection symmetry relation as in Eq. (4), we have:

$$W(2n+1)W(-2n) = 1. \quad (6)$$

This then serves as the proof for property II B 2.

3. $W(s)$ is not zero at $s = 2n$ ($n = 1, 2, \dots$).

Proof

Let $\varepsilon = -\frac{1}{2} + 2n$, and $t = 0$, then $s_+ = 2n$, and $s_- = 1 - 2n$. According to the reflection symmetry as in Eq. (4), we have:

$$W(2n)W(1-2n) = 1,$$

i.e.,

$$W(2n) = \frac{1}{W(1-2n)} = \frac{1}{2^{1-2n}\pi^{-2n}\sin\left(\frac{\pi}{2} - n\pi\right)\Gamma(2n)} = \frac{(2\pi)^{2n}}{2(-1)^n(2n-1)!} \neq 0.$$

This is a proof for property II B 3.

4. *Monotonicity of the absolute value $|W(s)|$ of $W(s)$.*

Excluding the zeros and the poles, the absolute value $|W(s)|$ of the map $W(s)$ is a monotonic function of t except when $\sigma = 1/2$:

1. *in the range $0 < t < +\infty$, when $\sigma > 1/2$, $|W(s)|$ monotonically decreases with the increase of t ; when $\sigma < 1/2$, $|W(s)|$ monotonically increases with the increase of t .*
2. *in the range $-\infty < t < 0$, when $\sigma > 1/2$, $|W(s)|$ monotonically increases with the increase of t ; when $\sigma < 1/2$, $|W(s)|$ monotonically decreases with the increase of t .*

Proof

The fact that $W(s^*) = 2^{s^*}\pi^{s^*-1}\sin\left(\frac{\pi s^*}{2}\right)\Gamma(1-s^*) = \overline{W(s)}$, excluding the zeros and the poles of $W(s)$, because $|W(s)|^2 = W(s)W(s^*)$, we only need to take the first-order derivative with respect to t on both sides of the equation:

$$2|W(s)|\frac{d}{dt}|W(s)| = \frac{d}{dt}[W(s)W(s^*)]. \quad (7)$$

The right hand side of Eq. (7) gives:

$$\frac{d}{dt}[W(s)W(s^*)] = \frac{i|W(s)|^2}{2} \left[\Psi\left(\frac{\sigma-it}{2}\right) - \Psi\left(\frac{\sigma+it}{2}\right) - \Psi\left(\frac{1-\sigma-it}{2}\right) + \Psi\left(\frac{1-\sigma+it}{2}\right) \right] \quad (8)$$

where $\Psi(z)$ is the digamma function. Therefore, except for the zeros and the poles of $W(s)$, according to Eq. (7) and Eq. (8), we have:

$$\frac{d}{dt}|W(s)| = \frac{i|W(s)|}{4} \left[\Psi\left(\frac{\sigma-it}{2}\right) - \Psi\left(\frac{\sigma+it}{2}\right) - \Psi\left(\frac{1-\sigma-it}{2}\right) + \Psi\left(\frac{1-\sigma+it}{2}\right) \right] \quad (9)$$

where the series expression of $\Psi(z)$ is:

$$\Psi(\sigma+it) = -\gamma + \sum_{n=1}^{\infty} \frac{\sigma+it-1}{n(n+\sigma+it-1)} \quad (10)$$

with γ being the Euler constant. Further noticing that:

$$\Psi\left(\frac{\sigma-it}{2}\right) - \Psi\left(\frac{\sigma+it}{2}\right) = \sum_{n=1}^{\infty} \frac{-4it}{|it+2n+\sigma-2|^2},$$

and

$$-\Psi\left(\frac{1-\sigma-it}{2}\right) + \Psi\left(\frac{1-\sigma+it}{2}\right) = \sum_{n=1}^{\infty} \frac{4it}{|it+2n-\sigma-1|^2},$$

so for a more explicit expression showing its being positive or negative, Eq. (9) can be rewritten as:

$$\frac{d}{dt}|W(s)| = \left(\frac{1}{2} - \sigma\right)t|W(s)| \sum_{n=1}^{\infty} \frac{8\left(n - \frac{3}{4}\right)}{|it+2n+\sigma-2|^2|it+2n-\sigma-1|^2}. \quad (11)$$

With the summation being positively defined, and $|W(s)| > 0$, therefore:

1) For arbitrary non-zero t , when and only when $\sigma = 1/2$, we have $\frac{d}{dt}|W(s)| = 0$. This is to say that $\sigma = 1/2$ is the only zero of $\frac{d}{dt}|W(s)|$.

2) When $\sigma \neq 1/2$, the value $\frac{d}{dt}|W(s)|$ being positive or negative is uniquely determined by the coefficient $(1/2 - \sigma)t$ in Eq. (11).

In the range: $0 < t < \infty$,

when $\sigma < 1/2$, $\frac{d}{dt}|W(s)| > 0$, therefore $|W(s)|$ monotonically increases with the increase of t ;

when $\sigma > 1/2$, $\frac{d}{dt}|W(s)| < 0$, therefore $|W(s)|$ monotonically decreases with the increase of t .

In the range: $-\infty < t < 0$,

when $\sigma < 1/2$, $\frac{d}{dt}|W(s)| < 0$, therefore $|W(s)|$ monotonically decreases with the increase of t ;

when $\sigma > 1/2$, $\frac{d}{dt}|W(s)| > 0$, therefore $|W(s)|$ monotonically increases with the increase of t .

So, property II B 4 is proven.

5. In the range: $0 \leq \sigma \leq 1$, but $\sigma \neq 1/2$, the t satisfying $|W(s)| = 1$ is bounded: $2\pi < |t| < \kappa$.

Proof

1) Because $|W(s)| = |W(s^*)|$, the t satisfying $|W(s)| = 1$ is always symmetric with respect to $\pm t$. So, let us only study $t \geq 0$ case.

2) Because $W(s_+)W(s_-) = 1$, we have $|W(s_+)||W(s_-)| = 1$, i.e., when $s_{\pm} = \frac{1}{2} \pm \varepsilon + it$, $|W(s_+)|$ and $|W(s_-)|$ have reflection symmetry.

3) In the range: $0 < \sigma < 1$,

when $t = 0$, $|W(\sigma)| = W(\sigma)$, it is easy to prove $\frac{dW(\sigma)}{d\sigma} > 0$ (please refer to Appendix A), so $W(\sigma)$ monotonically increases with the increase of σ . Furthermore:

$$0 \leq W(\sigma) \leq 1, \quad (0 \leq \sigma \leq 1/2);$$

and

$$1 \leq W(\sigma) \leq \infty, \quad (1/2 \leq \sigma \leq 1).$$

When t increases from 0, based on the monotonicity of $|W(s)|$ with respect to t and the reflection symmetry of $|W(s_+)||W(s_-)| = 1$, we know:

for a given σ being $(0 \leq \sigma < 1/2)$, $|W(\sigma + it)|$ must monotonically increase to being larger than 1 from being less than 1; likewise, for a given σ being $(1/2 < \sigma \leq 1)$, $|W(\sigma + it)|$ must monotonically decrease to being less than 1 from being larger than 1. Therefore, there always exists $t_1 < t_2$, so that $\sigma_{\pm} = \frac{1}{2} \pm \varepsilon$ with $0 < \varepsilon \leq 1/2$:

$$|W(\sigma_- + it_1)| < 1 < |W(\sigma_- + it_2)|, \quad (0 \leq \sigma_- < 1/2).$$

Due to reflection symmetry, $|W(\sigma_- + it_1)||W(\sigma_+ + it_1)| = 1$, $|W(\sigma_- + it_2)||W(\sigma_+ + it_2)| = 1$, one must have:

$$|W(\sigma_+ + it_2)| < 1 < |W(\sigma_+ + it_1)|, \quad (1/2 < \sigma_+ \leq 1).$$

4) $t_2 = 2.01\pi$

When $t_2 = 2.01\pi$, $|W(0 + it_2)| = 1.0025 > 1$, $|W(\frac{1}{2} + it_2)| = 1$, $|W(1 + it_2)| = \frac{1}{1.0025} < 1$. It is easy to prove $\left.\frac{d|W(\sigma+it)|}{d\sigma}\right|_{t=t_2} < 0$ (please refer to Appendix B), therefore $|W(\sigma + it_2)|$ monotonically decreases with the increase of σ . Therefore, we have:

$$|W(\sigma + it_2)| > 1, \quad (0 \leq \sigma < 1/2);$$

and

$$|W(\sigma + it_2)| < 1, \quad (1/2 < \sigma \leq 1).$$

This is to say that when t changes from 0 to t_2 , in the range $0 \leq \sigma < 1/2$, the value $|W(\sigma + it)|$, starting from being smaller than 1, always monotonically increases to be larger than 1; while in the range $1/2 < \sigma \leq 1$, the value $|W(\sigma + it)|$, starting from being larger than 1, always monotonically decreases to be smaller than 1. Therefore, when $\sigma \neq 1/2$, the t satisfying $|W(\sigma + it)| = 1$ has an up limit, i.e., t won't be larger than $\kappa \equiv t_2 = 2.01\pi$. In the range $0 \leq \sigma \leq 1$, for arbitrary $\sigma \neq 1/2$, due to the fact that the t satisfying $|W(s)| = 1$ is always reflection symmetric with respect to $\pm t$, t has a low limit $-\kappa$, and an up limit κ .

5) $t_1 = 2\pi$

When $t_1 = 2\pi$, $|W(0 + it_1)| = 0.999999991 < 1$, $|W(\frac{1}{2} + it_1)| = 1$, $|W(1 + it_1)| = \frac{1}{0.999999991} > 1$. It is easy to prove (please refer to Appendix C) that:

$$|W(\sigma + it_1)| < 1 \quad (0 \leq \sigma < 1/2),$$

and

$$|W(\sigma + it_1)| > 1 \quad (1/2 < \sigma \leq 1).$$

So in the range $0 \leq \sigma \leq 1$, and $\sigma \neq 1/2$, the t satisfying $|W(\sigma + it)| = 1$ can only be in the range $t_1 < |t| < t_2$. That is to say, the t satisfying $|W(s)| = 1$ is bounded:

$$2\pi < |t| < \kappa. \quad (12)$$

Just for illustration, with $t_1 = 2\pi$ and $t_2 = 2.01\pi$, the continuous evolution of $|W(\sigma + it)|$ with σ is shown in Fig. 2.

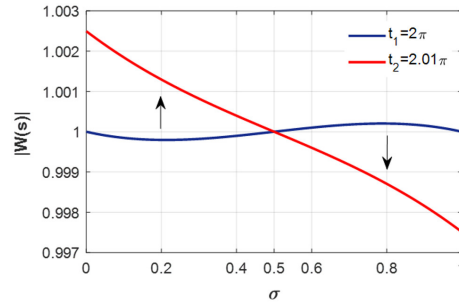


FIG. 2. When $t = 2\pi$, and 2.01π , the continuous evolution of $|W(\sigma + it)|$ in the range of $0 \leq \sigma \leq 1$. In the plot: \uparrow stands for the monotonic increase direction of $|W(s)|$ with t ; while \downarrow stands for the monotonic decrease direction of $|W(s)|$ with t .

So, property II B 5 is proven.

III. THE DISTRIBUTION OF THE NONTRIVIAL ZEROS OF THE RIEMANN-ZETA FUNCTION

Let us take the absolute value of the Riemann Equation in (3) to have:

$$|\zeta(s)| = |W(s)||\zeta(1-s)|. \quad (13)$$

In the following, we will first prove a few lemmas of the Riemann-Zeta function $\zeta(s)$ based on the properties of the meromorphic function $W(s)$.

Lemma 1: the set of the zeroes of $W(s) = 0$: $s = \{-2n | n = 0, 1, 2, \dots, \infty\}$ contains all the trivial zeroes of Riemann-Zeta function $\zeta(s)$. There is no nontrivial zero in this set.

Proof

Notice that the set of all the trivial zeroes of $\zeta(s)$ is: $s = \{-2n | n = 1, 2, \dots, \infty\}$, which contains all the elements of the set of the zeroes of $W(s)$ except $n = 0$. However, when $n = 0$, we have $\zeta(0) = -1/2 \neq 0$. Therefore, Lemma 1 is proven.

Lemma 2: Riemann-Zeta function $\zeta(s)$ and $\zeta(1-s)$ do not have nontrivial zeroes in the range: $0 < |W(s)| \neq 1$.

Proof

1) If $|W(s)| \neq 1$, then it must be true that $|\zeta(s)| \neq |\zeta(1-s)|$.

Assuming that $|\zeta(s)| = |\zeta(1-s)|$, then the necessary condition for the equation $|\zeta(s)| = |\zeta(1-s)|$ being equivalent to the Riemann equation $|\zeta(s)| = |W(s)||\zeta(1-s)|$ is $|W(s)| = 1$ (please refer to Appendix D). Then this is in conflict of $|W(s)| \neq 1$. Therefore, the assumption could not hold and it has to be true that $|\zeta(s)| \neq |\zeta(1-s)|$.

2) When $|W(s)| > 0$, for the Riemann-Zeta function satisfying $|\zeta(s)| \neq |\zeta(1-s)|$, it is impossible to have $|\zeta(s)| = 0$.

Assuming that $|\zeta(s)| = 0$, then due to $|\zeta(s)| = |W(s)||\zeta(1-s)|$, it must be true that $|\zeta(1-s)| = 0$, so that $|\zeta(s)| = |\zeta(1-s)|$. Then this is in conflict with the statement that $|\zeta(s)| \neq |\zeta(1-s)|$. Therefore, the assumption $\zeta(s) = 0$ can not hold.

3) When $|W(s)| > 0$, for the Riemann-Zeta function satisfying $|\zeta(s)| \neq |\zeta(1-s)|$, $|\zeta(1-s)| = 0$ can only be valid on the trivial zeroes.

Assuming that $|\zeta(1-s)| = 0$, then due to $|\zeta(s)| = |W(s)||\zeta(1-s)|$, one would have $|\zeta(s)| = 0$ with the only exception of $|W(s)| = \infty$, *i.e.*, s is a pole of $|W(s)|$. However, $|\zeta(s)| = 0$ is in conflict with $|\zeta(s)| \neq |\zeta(1-s)|$. So, for $|\zeta(1-s)| = 0$ and also $|\zeta(s)| \neq |\zeta(1-s)|$, the only possibility is $|W(s)| = \infty$, *i.e.*, s is the pole of $|W(s)|$. Now, the poles of $|W(s)|$ are $s = 2n + 1$, where $|\zeta(1-s)| = |\zeta(-2n)| = 0$, *i.e.*, these are just the trivial zeroes.

Based on the above 1), 2), and 3), we know that the Riemann-Zeta function does not have nontrivial zeroes for $0 < |W(s)| \neq 1$. So Lemma 2 is proven.

Lemma 3: $|W(s)| = 1$ is the necessary condition for the nontrivial zeroes of the Riemann-Zeta function $\zeta(s)$.

Proof

Based on Lemma 1: the set of zeroes from $W(s) = 0$, *i.e.*, $s = \{-2n | n = 0, 1, 2, \dots, \infty\}$ does not contain nontrivial zeroes of the Riemann-Zeta function $\zeta(s)$.

Based on Lemma 2: In the range: $0 < |W(s)| \neq 1$, there is no nontrivial zeroes of the Riemann-Zeta function $\zeta(s)$.

Therefore, the nontrivial zeroes of the Riemann-Zeta function can only be on $|W(s)| = 1$. Indeed, when $|W(s)| = 1$, we must have:

$$|\zeta(s)| = |\zeta(1-s)|. \quad (14)$$

If $|\zeta(s)| = 0$, then $|\zeta(1-s)| = 0$. However, $|\zeta(s)| = |\zeta(1-s)|$ does not guarantee $\zeta(s)$ to be zero. Therefore, $|W(s)| = 1$ is only the necessary condition of the nontrivial zeroes of the Riemann-Zeta function $\zeta(s)$.

So Lemma 3 is proven.

Corollary 1: for $s = 1/2 + it$ being the nontrivial zeroes of $\zeta(s)$, the necessary condition for $W(s)$ is that $|W(s)| = 1$.

Inserting $s = \frac{1}{2} + it$ and $s^* = \frac{1}{2} - it$ into Eq. (5), we have:

$$W(s)\overline{W(s)} = \pi^{s+s^*-1} \frac{\Gamma\left(\frac{1-s}{2}\right)\Gamma\left(\frac{1-s^*}{2}\right)}{\Gamma\left(\frac{s}{2}\right)\Gamma\left(\frac{s^*}{2}\right)} \Bigg|_{s=\frac{1}{2}+it, s^*=\frac{1}{2}-it} = 1. \quad (15)$$

So we have: $|W(s)| = 1$. The geometric illustration is that $W(s)$ maps the straight line $s = 1/2 + it$ in s -space to the unit circle in the W -space as in Fig. 3 (a) and (b).

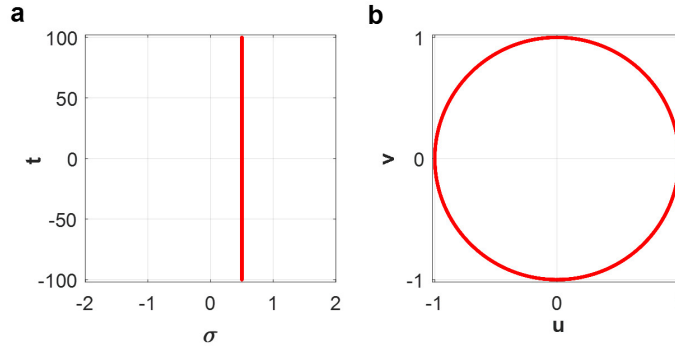


FIG. 3. Writing $W(s) = u(\sigma, t) + iv(\sigma, t)$, the meromorphic function $W(s)$ maps the straight line $s = 1/2 + it$ in s -space (a) onto the unit circle in W -space (b). In the Figure, there are 8,000 points in the range: $t = -100 \dots 100$.

Lemma 4: Riemann-Zeta function does not have nontrivial zeroes in the range $0 \leq \sigma < 1/2$ and $1/2 < \sigma \leq 1$; and $|t| > \kappa$ and $|t| < 2\pi$.

Proof

According to Lemma 3, $|W(s)| = 1$ is the necessary condition for the Riemann-Zeta function to have nontrivial zeroes. On the other hand, according to the property II B 5 of the meromorphic function: for $|W(s)| = 1$ but $\sigma \neq 1/2$, t is bounded, *i.e.*, $2\pi < |t| < \kappa$ with $\kappa = 2.01\pi$. Therefore, in the range $|t| > \kappa$ and $|t| < 2\pi$, we have $|W(s)| \neq 1$. Hence, except $\sigma = 1/2$, Riemann-Zeta function does not have nontrivial zeros in the range $0 \leq \sigma \leq 1$ and $|t| < 2\pi$ and $|t| > \kappa$. So Lemma 4 is proven.

Lemma 5: Riemann-Zeta function does not have nontrivial zeroes in the range $0 \leq \sigma < 1/2$ and $1/2 < \sigma \leq 1$; and $2\pi < |t| < \kappa$.

Proof

1) In the range $0 \leq \sigma < 1/2$, in order to prove that the Riemann-Zeta function $\zeta(s) \neq 0$ and $\zeta(1-s) \neq 0$ when $|W(s)|$ monotonically increases from $0 < |W(s)| < 1$ to $|W(s)| = 1$, we only need to prove that when $|W(s)| = 1$, it is not in the form of $\frac{0}{0}$.

According to Eq. (3) and Eq. (5), we have:

$$|W(s)| = \frac{|\zeta(s)|}{|\zeta(1-s)|} = \pi^{\sigma-1/2} \frac{|\Gamma(\frac{1-s}{2})|}{|\Gamma(\frac{s}{2})|}. \quad (16)$$

Notice that when $t > 0$ (please refer to Appendix E):

$$\frac{d}{dt} \left| \Gamma\left(\frac{1-s}{2}\right) \right| = -t \sum_{n=1}^{\infty} \frac{|\Gamma(\frac{1-s}{2})|}{|it + 2n - \sigma - 1|^2} < 0, \quad (17)$$

$$\frac{d}{dt} \left| \Gamma\left(\frac{s}{2}\right) \right| = -t \sum_{n=1}^{\infty} \frac{|\Gamma(\frac{s}{2})|}{|it + 2n + \sigma - 2|^2} < 0. \quad (18)$$

So, both $|\Gamma(\frac{1-s}{2})|$ and $|\Gamma(\frac{s}{2})|$ are continuous functions which monotonically decrease with increasing t . For arbitrary $0 \leq \sigma < \frac{1}{2}$, $\pi^{\sigma-1/2}$ is bounded and not equal to zero. Therefore, when and only when $t \rightarrow \infty$, we have $|\Gamma(\frac{1-s}{2})| \rightarrow 0$, and $|\Gamma(\frac{s}{2})| \rightarrow 0$. According to Eq. (16), we have:

$$\lim_{t \rightarrow \infty} \frac{|\zeta(s)|}{|\zeta(1-s)|} = \lim_{t \rightarrow \infty} \pi^{\sigma-1/2} \frac{|\Gamma(\frac{1-s}{2})|}{|\Gamma(\frac{s}{2})|} \rightarrow \frac{0}{0}. \quad (19)$$

Because when $t > 0$, both $|\Gamma(\frac{1-s}{2})|$ and $|\Gamma(\frac{s}{2})|$ are continuous function with no singular point, when $\sigma \neq \frac{1}{2}$, the ratio of the absolute values of the Riemann-Zeta functions $\zeta(s)$ and $\zeta(1-s)$: $\frac{|\zeta(s)|}{|\zeta(1-s)|}$ continuously monotonically increase with increasing t , when and only when $t \rightarrow \infty$, can it be in the form of $\frac{0}{0}$. Therefore, logically for a certain arbitrary finite $t > 0$, $\frac{|\zeta(s)|}{|\zeta(1-s)|}$ can not be in the form of $\frac{0}{0}$ (please refer to Appendix F). In particular, when t continuously changes from 2π to 2.01π , the t satisfying $|W(s)| = 1$, according to the property II B 5, has an up limit, $t < \kappa$. In this case, according to Eq. (16) and Eq. (19), we have:

$$1 = |W(s)| = \frac{|\zeta(s)|}{|\zeta(1-s)|} = \pi^{\sigma-1/2} \frac{|\Gamma(\frac{1-s}{2})|}{|\Gamma(\frac{s}{2})|} \rightarrow \frac{0}{0}. \quad (20)$$

Therefore in the range: $0 \leq \sigma < 1/2$ and $2\pi < |t| < \kappa$, the Riemann-Zeta function satisfying $|W(s)| = 1$ does not have nontrivial zero.

2) Due to the fact that $|W(s)|$ is reflection symmetric with respect to $\sigma = 1/2$, in the range: $1/2 < \sigma \leq 1$, the Riemann-Zeta function satisfying $|W(s)| = 1$ does not have nontrivial zero, either.

3) In the range $0 \leq \sigma \leq 1$, but $\sigma \neq \frac{1}{2}$, numerical calculations as shown in Fig. 4 of the absolute value of the Riemann-Zeta functions satisfying $|W(s)| = 1$ agree with the theoretical predictions in 1) and 2).

So Lemma 5 is proven.

Now based on Lemma 1, Lemma 2, Lemma 3, Lemma 4, Lemma 5, and Corollary 1, we finally reach the conclusion that the nontrivial zeroes of the Riemann-Zeta function can only locate on the $s = 1/2 + it$ critical line. The Riemann Hypothesis is then proven.

IV. DISCUSSION

In this paper, we introduce a meromorphic function $W(s)$ via the Riemann functional equation: $\zeta(s) \equiv W(s)\zeta(1-s)$. By studying the properties of the absolute value of this meromorphic function $|W(s)|$, we find that the necessary condition for Riemann-Zeta function to have nontrivial zero is $|W(s)| = 1$. With this necessary condition, we not only prove the Riemann Hypothesis in the range $0 \leq \sigma \leq 1$, but also we give a direct explanation why Riemann-Zeta function does not have nontrivial zero in the range $\sigma \leq 0$ and $\sigma \geq 1$ on the complex plane based on the zeros and singular points of $|W(s)|$.

1) The zeros of $|W(s)|$ correspond to the singular points of $|\Gamma(\frac{s}{2})| = |\Gamma(-n)|$. While $|\Gamma(\frac{1-s}{2})| = |\Gamma(\frac{2n+1}{2})|$ are not singular.

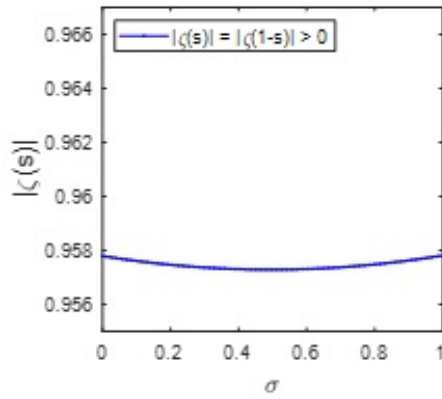


FIG. 4. A numerical example of the absolute values of the Riemann-Zeta functions $|\zeta(s)|$ and $|\zeta(1-s)|$ in the range $0 \leq \sigma \leq 1$, but $\sigma \neq \frac{1}{2}$; while satisfying $|W(s)| = 1$. Notice that we do not intentionally exclude the point of $\sigma = \frac{1}{2}$ on the curve, since here we just want to give an illustration.

2) Both the non-singular $|\Gamma(\frac{s}{2})|$ and the non-singular $|\Gamma(\frac{1-s}{2})|$ monotonically decrease, when t monotonically increases near the zeros of $|W(s)|$. When and only when $t \rightarrow \infty$, we have $|\Gamma(\frac{1-s}{2})| \rightarrow 0$, and $|\Gamma(\frac{s}{2})| \rightarrow 0$, *i.e.*,

$$\lim_{t \rightarrow \infty} \frac{|\zeta(s)|}{|\zeta(1-s)|} = \lim_{t \rightarrow \infty} \pi^{\sigma - \frac{1}{2}} \frac{|\Gamma(\frac{1-s}{2})|}{|\Gamma(\frac{s}{2})|} \rightarrow 0.$$

3) Near its zeros: $(-2n)$, $(0 < |W(s)| < 1)$, during the monotonic increase of t , $|W(s)|$ will complete all the $\{s = -2n + \varepsilon + it\}$ points satisfying $|W(s)| = 1$ in the $\sigma < \frac{1}{2}$ complex plane. In this case:

$$1 = |W(s)| = \frac{|\zeta(s)|}{|\zeta(1-s)|} = \pi^{-2n + \varepsilon - \frac{1}{2}} \frac{|\Gamma(n + \frac{1-\varepsilon}{2} - \frac{it}{2})|}{|\Gamma(-n + \frac{\varepsilon}{2} + \frac{it}{2})|} \rightarrow \frac{0}{0},$$

and t is bounded.

This is to say that the $\frac{|\zeta(s)|}{|\zeta(1-s)|} = 1$ satisfying $|W(s)| = 1$ is not in the form of $\frac{0}{0}$. Therefore, $|\zeta(s)|$ and $|\zeta(1-s)|$ both do not have nontrivial zeros in the $\sigma < \frac{1}{2}$ complex plane. Furthermore, based on the reflection symmetry of $W(s)$ with respect to $\sigma = \frac{1}{2}$, we readily know that the Riemann-Zeta function does not have nontrivial zero in the $\sigma > \frac{1}{2}$ complex plane.

The above statement agrees with the known conclusion that the nontrivial zeroes of $\zeta(s)$ can only be in the range: $0 \leq \sigma \leq 1$ [2, 3]; and the nontrivial zeroes of the Riemann-Zeta function can only locate on the $s = 1/2 + it$ critical line [1].

In summary, a proof of the Riemann Hypothesis is presented in this paper.

Appendix A: Proof of $\left. \frac{d|W(s)|}{d\sigma} \right|_{t=0} > 0$

Because:

$$\frac{d|W(s)|}{d\sigma} = \frac{|W(\sigma)|}{4} \left[4\ln(\pi) - \Psi\left(\frac{s}{2}\right) - \Psi\left(\frac{s^*}{2}\right) - \Psi\left(\frac{1-s}{2}\right) - \Psi\left(\frac{1-s^*}{2}\right) \right] \quad (\text{A1})$$

and making use of:

$$\Psi(s) = -\gamma + \sum_{n=1}^{\infty} \frac{s-1}{n(n+s-1)},$$

when $t = 0$, we have:

$$\Psi\left(\frac{s}{2}\right) + \Psi\left(\frac{s^*}{2}\right) = -2\gamma - \sum_{n=1}^{\infty} \frac{2(2-\sigma)}{n(2n+\sigma-2)}, \quad (\text{A2})$$

and

$$\Psi\left(\frac{1-s}{2}\right) + \Psi\left(\frac{1-s^*}{2}\right) = -2\gamma - \sum_{n=1}^{\infty} \frac{2(1+\sigma)}{n(2n-\sigma-1)}. \quad (\text{A3})$$

Now plugging Eq. (A2) and Eq. (A3) into Eq. (A1), we have:

$$\frac{d|W(s)|}{d\sigma}\Big|_{t=0} = \frac{|W(\sigma)|}{4} \left\{ 4\ln(\pi) + 4\gamma + \sum_{n=1}^{\infty} \left[\frac{2(2-\sigma)}{n(2n+\sigma-2)} + \frac{2(1+\sigma)}{n(2n-\sigma-1)} \right] \right\}. \quad (\text{A4})$$

Now, it is clear that each term in the infinite summation in Eq. (A4) is positive when $0 < \sigma < 1$, therefore it is true that $\frac{d|W(s)|}{d\sigma}\Big|_{t=0} > 0$.

Appendix B: Proof of $\frac{d|W(s)|}{d\sigma}\Big|_{t=2.01\pi} < 0$

Setting:

$$G(\sigma, t) = 4\ln(\pi) - \Psi\left(\frac{s}{2}\right) - \Psi\left(\frac{s^*}{2}\right) - \Psi\left(\frac{1-s}{2}\right) - \Psi\left(\frac{1-s^*}{2}\right) \quad (\text{B1})$$

then Eq. (A1) can be rewritten as:

$$\frac{d|W(s)|}{d\sigma} = \frac{|W(s)|}{4} G(\sigma, t). \quad (\text{B2})$$

In order to prove $\frac{d|W(s)|}{d\sigma}\Big|_{t=2.01\pi} < 0$, one needs only to prove the maximum value of $G(\sigma, 2.01\pi)$ satisfies: $\max[G(\sigma, 2.01\pi)] < 0$.

1) when $\sigma = 1/2$ and $t = 2.01\pi$, $G(1/2, 2.01\pi)$ is the maximum value

The first order and second order derivatives of $G(\sigma, t)$ with respect to σ are:

$$\frac{dG(\sigma, t)}{d\sigma} = \frac{1}{2} \left[-\Psi\left(1, \frac{s}{2}\right) - \Psi\left(1, \frac{s^*}{2}\right) + \Psi\left(1, \frac{1-s}{2}\right) + \Psi\left(1, \frac{1-s^*}{2}\right) \right], \quad (\text{B3})$$

and

$$\frac{d^2G(\sigma, t)}{d\sigma^2} = \frac{1}{4} \left[-\Psi\left(2, \frac{s}{2}\right) - \Psi\left(2, \frac{s^*}{2}\right) - \Psi\left(2, \frac{1-s}{2}\right) - \Psi\left(2, \frac{1-s^*}{2}\right) \right], \quad (\text{B4})$$

where $\Psi(1, z) = \frac{d\Psi(z)}{dz}$, $\Psi(2, z) = \frac{d^2\Psi(z)}{dz^2}$. Because when $\sigma = \frac{1}{2}$, $1-s = s^*$:

$$\Psi\left(1, \frac{1-s}{2}\right) = \Psi\left(1, \frac{s^*}{2}\right),$$

and

$$\Psi\left(1, \frac{1-s^*}{2}\right) = \Psi\left(1, \frac{s}{2}\right).$$

Hence, we have:

$$\frac{dG(\sigma, t)}{d\sigma}\Big|_{\sigma=\frac{1}{2}} = 0,$$

while

$$\frac{d^2G(\sigma, t)}{d\sigma^2}\Big|_{\sigma=\frac{1}{2}, t=2.01\pi} = -1.009542407 < 0.$$

Therefore, $G\left(\frac{1}{2}, 2.01\pi\right)$ is the maximum value, and

$$G\left(\frac{1}{2}, 2.01\pi\right) = -0.015751728 < 0. \quad (\text{B5})$$

2) when $t = 2.01\pi$, $G\left(\frac{1}{2}, 2.01\pi\right)$ is the maximum value in the range $0 \leq \sigma \leq 1$

Setting

$$F(\sigma, t) = \left[\Psi\left(\frac{s}{2}\right) + \Psi\left(\frac{s^*}{2}\right) + \Psi\left(\frac{1-s}{2}\right) + \Psi\left(\frac{1-s^*}{2}\right) \right], \quad (\text{B6})$$

then

$$G(\sigma, t) = 4\ln(\pi) - F(\sigma, t). \quad (\text{B7})$$

Because in the range $0 \leq \sigma \leq 1$, and $t \neq 0$, $F(\sigma, t)$ is an analytical function, there exists any order of derivative of $F(\sigma, t)$ with respect to σ :

$$\frac{d^n}{d\sigma^n} F(\sigma, t) = \frac{1}{2^n} \left[\Psi\left(n, \frac{s}{2}\right) + (-1)^n \Psi\left(n, \frac{1-s^*}{2}\right) + \Psi\left(n, \frac{s^*}{2}\right) + (-1)^n \Psi\left(n, \frac{1-s}{2}\right) \right]. \quad (\text{B8})$$

When $\sigma = \frac{1}{2}$, we have: $s = 1 - s^* = \frac{1}{2} + it$, and $s^* = 1 - s = \frac{1}{2} - it$, plugging into Eq. (B8), we have:

$$\left. \frac{d^n}{d\sigma^n} F(\sigma, t) \right|_{\sigma=1/2} = \begin{cases} 0, & (n = 2k + 1) \\ \frac{1}{2^{2k-1}} \left[\Psi\left(2k, \frac{1}{4} + \frac{it}{2}\right) + \Psi\left(2k, \frac{1}{4} - \frac{it}{2}\right) \right], & (n = 2k) \end{cases}. \quad (\text{B9})$$

Let us Taylor expand $F(\sigma, t)$ at $\sigma = \frac{1}{2}$, we have:

$$F(\sigma, t) = \sum_{n=0}^{\infty} \frac{1}{n!} \left. \frac{d^n}{d\sigma^n} F(\sigma, t) \right|_{\sigma=1/2} \left(\sigma - \frac{1}{2} \right)^n = \sum_{k=0}^{\infty} \frac{\Psi\left(2k, \frac{1}{4} + \frac{it}{2}\right) + \Psi\left(2k, \frac{1}{4} - \frac{it}{2}\right)}{(2k)! 2^{2k-1}} \left(\sigma - \frac{1}{2} \right)^{2k}. \quad (\text{B10})$$

Therefore,

$$\frac{d}{d\sigma} F(\sigma, t) = \sum_{k=1}^{\infty} \frac{2k \left[\Psi\left(2k, \frac{1}{4} + \frac{it}{2}\right) + \Psi\left(2k, \frac{1}{4} - \frac{it}{2}\right) \right]}{(2k)! 2^{2k-1}} \left(\sigma - \frac{1}{2} \right)^{2k-1} = \sum_{k=1}^{\infty} \frac{\Psi\left(2k, \frac{1}{4} + \frac{it}{2}\right) + \Psi\left(2k, \frac{1}{4} - \frac{it}{2}\right)}{(2k-1)! 2^{2k-1}} \left(\sigma - \frac{1}{2} \right)^{2k-1}. \quad (\text{B11})$$

Setting $\sigma - \frac{1}{2} = \delta$, according to Eq. (B7) and Eq. (B10), we get the Taylor expansion of $G(\sigma, t)$:

$$G(\sigma, t) = 4\ln(\pi) - \sum_{k=0}^{\infty} \frac{\Psi\left(2k, \frac{1}{4} + \frac{it}{2}\right) + \Psi\left(2k, \frac{1}{4} - \frac{it}{2}\right)}{2^{2k-1} (2k)!} \delta^{2k}. \quad (\text{B12})$$

Notice that:

$$\frac{d}{d\sigma} G(\sigma, t) = -\frac{d}{d\sigma} F(\sigma, t),$$

and plugging into Eq. (B11), we readily get the Taylor expansion of $\frac{d}{d\sigma} G(\sigma, t)$:

$$\frac{d}{d\sigma} G(\sigma, t) = -\sum_{k=1}^{\infty} \frac{\Psi\left(2k, \frac{1}{4} + \frac{it}{2}\right) + \Psi\left(2k, \frac{1}{4} - \frac{it}{2}\right)}{2^{2k-1} (2k-1)!} \delta^{2k-1}. \quad (\text{B13})$$

In particular, setting $t = 2.01\pi$, we have:

$$\frac{dG(\sigma, 2.01\pi)}{d\sigma} = c_1 \delta + c_3 \delta^3 + c_5 \delta^5 + O(\delta^7), \quad (\text{B14})$$

where $c_{2k-1} = -\frac{\Psi\left(2k, \frac{1}{4} + \frac{2.01\pi}{2}\right) + \Psi\left(2k, \frac{1}{4} - \frac{2.01\pi}{2}\right)}{(2k-1)! 2^{2k-1}}$; in particular,

$$c_1 = -1.0095424 \times 10^{-1},$$

$$c_3 = +2.5705715 \times 10^{-3},$$

and

$$c_5 = -6.6264219 \times 10^{-5}.$$

For a sufficiently large N , $|c_5| > \sum_{k=4}^N |c_{2k-1}| \rightarrow 1.824122120 \times 10^{-6}$, i.e., neglecting the terms with order higher than $O(\delta^7)$ does not change the conclusion on $\frac{dG(\sigma, 2.01\pi)}{d\sigma}$ being positive or negative.

When $\delta < 0$: $c_1\delta > 0$, $c_3\delta^3 < 0$, $c_5\delta^5 > 0$, and $c_1\delta + c_3\delta^3 > 0$, so at the left side of the zero ($-\frac{1}{2} \leq \delta < 0$), $\frac{d}{d\sigma}G(\sigma, t)|_{t=2.01\pi} > 0$, so $G(\sigma, 2.01\pi)$ monotonically increases with σ .

When $\delta > 0$: $c_1\delta < 0$, $c_3\delta^3 > 0$, $c_5\delta^5 < 0$, and $c_1\delta + c_3\delta^3 < 0$, so at the right side of the zero ($0 < \delta \leq \frac{1}{2}$), $\frac{d}{d\sigma}G(\sigma, t)|_{t=2.01\pi} < 0$, so $G(\sigma, 2.01\pi)$ monotonically decreases with σ .

So, $G(1/2, 2.01\pi)$ must be the maximum in the range $0 \leq \sigma \leq 1$, i.e., $\max[G(\sigma, 2.01\pi)] = G(1/2, 2.01\pi)$.

Appendix C: Proof of $|W(\sigma_- + 2\pi i)| < 1$; $|W(\sigma_+ + 2\pi i)| > 1$ with $(\sigma_{\pm} = \frac{1}{2} \pm \varepsilon)$

Proof

Based on the reflection symmetry, we have $|W(\sigma_- + 2\pi i)||W(\sigma_+ + 2\pi i)| = 1$. To prove $|W(\sigma_+ + 2\pi i)| > 1$, we only need to prove $|W(\sigma_- + 2\pi i)| < 1$.

1) $G(\sigma, 2\pi)$ monotonically increases in the range $0 \leq \sigma < \frac{1}{2}$, and monotonically decreases in the range $\frac{1}{2} < \sigma \leq 1$.

Setting $\sigma = \frac{1}{2} + \delta$, with $-\frac{1}{2} \leq \delta \leq \frac{1}{2}$, when $t = 2\pi$, according to Eq. (B12), we have:

$$G(\sigma, 2\pi) = 4 \ln(\pi) - \sum_{n=0}^{\infty} \frac{\Psi(2n, \frac{1}{4} + \pi i) + \Psi(2n, \frac{1}{4} - \pi i)}{2^{2n-1}(2n)!} \delta^{2n}. \quad (C1)$$

Neglecting terms with order higher than $O(\delta^6)$, we have:

$$G(\sigma, 2\pi) \approx 4 \ln(\pi) + g_0 + g_2 \delta^2 + g_4 \delta^4, \quad (C2)$$

with $g_0 = -4.5746788$, $g_2 = -5.0986449 \times 10^{-2}$, $g_4 = 6.5574618 \times 10^{-4}$.

Using Eq. (C1), we have:

$$\frac{dG(\sigma, 2\pi)}{d\sigma} = - \sum_{n=1}^{\infty} \frac{\Psi(2n, \frac{1}{4} + \pi i) + \Psi(2n, \frac{1}{4} - \pi i)}{2^{2n-1}(2n-1)!} \delta^{2n-1}. \quad (C3)$$

i.e.,

$$\frac{dG(\sigma, 2\pi)}{d\sigma} = g'_1 \delta + g'_3 \delta^3 + g'_5 \delta^5 + O(\delta^7), \quad (C4)$$

where $g'_{2k-1} = -\frac{\Psi(2n, \frac{1}{4} + \pi i) + \Psi(2n, \frac{1}{4} - \pi i)}{2^{2n-1}(2n-1)!}$, in particular:

$$g'_1 = -1.0197290 \times 10^{-1},$$

$$g'_3 = +2.6229847 \times 10^{-3},$$

and

$$g'_5 = -6.8327078 \times 10^{-5}.$$

For a sufficiently large N , $|g'_5| > \sum_{k=4}^N |g'_{2k-1}| \rightarrow 1.904573728 \times 10^{-6}$, i.e., neglecting the terms with order higher than $O(\delta^7)$ does not change the conclusion of $\frac{dG(\sigma, 2\pi)}{d\sigma}$ being positive or negative.

According to Eq. (C4), we have when $\delta < 0$: $g'_1\delta > 0$, $g'_3\delta^3 < 0$, $g'_5\delta^5 > 0$, and $g'_1\delta + g'_3\delta^3 > 0$, so

$$\frac{dG(\sigma, 2\pi)}{d\sigma} \approx g'_1\delta + g'_3\delta^3 + g'_5\delta^5 > 0 \quad \left(-\frac{1}{2} \leq \delta < 0\right).$$

When $\delta > 0$: $g'_1\delta < 0$, $g'_3\delta^3 > 0$, $g'_5\delta^5 < 0$, and $g'_1\delta + g'_3\delta^3 < 0$, so

$$\frac{dG(\sigma, 2\pi)}{d\sigma} \approx g'_1\delta + g'_3\delta^3 + g'_5\delta^5 < 0 \quad \left(0 < \delta \leq \frac{1}{2}\right).$$

So $G(\sigma, 2\pi)$ monotonically increases in the range $0 \leq \sigma < \frac{1}{2}$, and $G(\sigma, 2\pi)$ monotonically decreases in the range $\frac{1}{2} < \sigma \leq 1$.

2) There are two symmetric zero points: $\sigma_{0\pm} = \frac{1}{2} + \delta_{\pm}$ of $G(\sigma, 2\pi)$ in the range $0 \leq \sigma < 1$
According to Eq. (C2), setting $G(\sigma, 2\pi) = 0$, i.e.,

$$4\ln(\pi) + g_0 + g_2\delta^2 + g_4\delta^4 = 0,$$

we have $\delta_{\pm} = \pm 0.2885526325$.

3) in the range $0 \leq \sigma < 1/2$, $|W(\sigma + 2\pi i)|$ monotonically decreases at the left side of $\sigma_{0-} = \frac{1}{2} + \delta_-$ and monotonically increases at the right side.

According to the above item 1), $G(\sigma, 2\pi)$ monotonically increases; according to the above item 2), $G(\frac{1}{2} + \delta_-, 2\pi) = 0$, noticing that $G(0, 2\pi) = -0.008465084 < 0$, $G(\frac{1}{2}, 2\pi) = 0.004240720 > 0$, we find that during the continuous change of σ from 0 to $\frac{1}{2}$, $G(\sigma, 2\pi)$ monotonically evolves from being less than zero to being larger than zero. Therefore, we have:

$$\left. \frac{d|W(\sigma + 2\pi i)|}{d\sigma} \right|_{\sigma < \frac{1}{2} + \delta_-} = \left. \frac{|W(\sigma + 2\pi i)|}{4} G(\sigma, 2\pi) \right|_{\sigma < \frac{1}{2} + \delta_-} < 0,$$

and

$$\left. \frac{d|W(\sigma + 2\pi i)|}{d\sigma} \right|_{\sigma = \frac{1}{2} + \delta_-} = \left. \frac{|W(\sigma + 2\pi i)|}{4} G(\sigma, 2\pi) \right|_{\sigma = \frac{1}{2} + \delta_-} = 0,$$

and

$$\left. \frac{d|W(\sigma + 2\pi i)|}{d\sigma} \right|_{\sigma > \frac{1}{2} + \delta_-} = \left. \frac{|W(\sigma + 2\pi i)|}{4} G(\sigma, 2\pi) \right|_{\sigma > \frac{1}{2} + \delta_-} > 0.$$

That is to say, $|W(\sigma + 2\pi i)|$ monotonically decreases at the left side of $\sigma_{0-} = \frac{1}{2} + \delta_-$ and monotonically increases at the right side.

4) in the range $0 \leq \sigma < 1/2$, $|W(\sigma + 2\pi i)| < 1$.

According to the above item 3), $|W(\sigma + 2\pi i)|$ monotonically decreases at the left side of $\sigma_{0-} = \frac{1}{2} + \delta_-$ and monotonically increases at the right side; therefore, the values of $|W(\sigma + 2\pi i)|$ at the two ends: $\sigma = 0$ and $\sigma = \frac{1}{2}$ must be larger than its value at points between the two ends. Because $|W(0 + 2\pi i)| = 0.9999999991 < 1$, and $|W(1/2 + 2\pi i)| = 1$, we have $|W(\sigma + 2\pi i)| < 1$ for $(0 \leq \sigma < \frac{1}{2})$.

Appendix D: When $|\zeta(s)| = |\zeta(1-s)|$, it must be true that $|W(s)| = 1$

Proof

According to the Riemann-Zeta equation $\zeta(s) = W(s)\zeta(1-s)$, we have: $W(s) = \frac{\zeta(s)}{\zeta(1-s)}$. Because $\overline{W}(s) = W(s^*)$, we have $\frac{\overline{\zeta}(s)}{\overline{\zeta}(1-s)} = \frac{\zeta(s^*)}{\zeta(1-s^*)}$. Therefore:

$$|W(s)|^2 = W(s)\overline{W}(s) = \frac{\zeta(s)\overline{\zeta}(s)}{\zeta(1-s)\overline{\zeta}(1-s)} = \frac{\zeta(s)\zeta(s^*)}{\zeta(1-s)\zeta(1-s^*)}. \quad (D1)$$

Here, $s = \sigma + it$, and $s^* = \sigma - it$.

Assuming

$$|\zeta(s)| = |\zeta(1-s)|, \quad (D2)$$

we have:

$$|\zeta(s)|^2 = |\zeta(1-s)|^2, \quad (D3)$$

where $|\zeta(s)|^2 = \zeta(s)\zeta(s^*)$ and $|\zeta(1-s)|^2 = \zeta(1-s)\zeta(1-s^*)$ are both real function of σ and t . For the convenience of discussion, let us denote:

$$P(\sigma, t) \equiv \zeta(s)\zeta(s^*),$$

and

$$Q(\sigma, t) \equiv \zeta(1-s)\zeta(1-s^*).$$

1) If $\zeta(s) \neq 0$, then it must be true that $\zeta(1-s) \neq 0$. According to Eq. (D1) and Eq. (D2), it must be true that:

$$|W(s)| = \frac{|\zeta(s)|}{|\zeta(1-s)|} = 1. \quad (D4)$$

2) If $\zeta(s) = 0$, then it must be true that $\zeta(1-s) = 0$. In this case, we have $|W(s)| = \frac{0}{0}$. In this following, we prove the limit of this $\frac{0}{0}$ is 1.

2.1) In the range $0 \leq \sigma \leq 1$, and $t \neq 0$, due to the fact that $\zeta(s)$, $\zeta(s^*)$, $\zeta(1-s)$, and $\zeta(1-s^*)$ are all analytical functions. Furthermore, there exists their arbitrary order of partial derivative with respect to σ and t : $\frac{\partial^m \zeta(s)}{\partial \sigma^m}$, $\frac{\partial^m \zeta(s)}{\partial t^m}$, $\frac{\partial^n \zeta(s^*)}{\partial \sigma^n}$, $\frac{\partial^n \zeta(s^*)}{\partial t^n}$; $\frac{\partial^m \zeta(1-s)}{\partial \sigma^m}$, $\frac{\partial^m \zeta(1-s)}{\partial t^m}$, $\frac{\partial^n \zeta(1-s^*)}{\partial \sigma^n}$, $\frac{\partial^n \zeta(1-s^*)}{\partial t^n}$. Therefore the real functions $P(\sigma, t)$ and $Q(\sigma, t)$ are partial differentiable to arbitrary order with respect to σ and t .

2.2) If $\zeta(s)$ has zeros: $s_n = \sigma_n + it_n$ with $(n = 1, 2, 3, \dots)$, so that $\zeta(s_n) = 0$. Then the complex conjugate $\bar{\zeta}(s_n) = \zeta(s_n^*) = 0$. Therefore, for these σ_n and t_n , they are the zeros of the real function $P(\sigma_n, t)$. Then there exists the Taylor expansion of $P(\sigma_n, t)$ around the zeros, t_n :

$$P(\sigma_n, t) = \sum_{j=0}^{\infty} \frac{1}{j!} \left. \frac{d^j P(\sigma_n, t)}{dt^j} \right|_{t=t_n} (t-t_n)^j \quad (D5)$$

where the derivatives in the expansion coefficients: $\left\{ \left. \frac{d^j P(\sigma_n, t)}{dt^j} \right|_{t=t_n}, j = 0, 1, 2, \dots, \infty \right\}$ won't be all equal to zero according to the series expansion theorem. Notice that, the zeroth order expansion coefficient of $P(\sigma_n, t)$ is just $P(\sigma_n, t) \equiv \zeta(s_n)\zeta(s_n^*) = 0$. The first order expansion coefficient is then:

$$\left. \frac{dP(\sigma_n, t)}{dt} \right|_{t=t_n} = \left(\frac{d\zeta(\sigma_n + it)}{dt} \zeta(\sigma_n - it) + \zeta(\sigma_n + it) \frac{d\zeta(\sigma_n - it)}{dt} \right) \Big|_{t=t_n} = 0.$$

There must exit a certain $k \geq 2$, so that:

$$\lim_{t \rightarrow t_n} \left(\frac{d^k P(\sigma_n, t)}{dt^k} \right) = \lim_{t \rightarrow t_n} \left(\frac{d^k}{dt^k} \sum_{j=0}^{\infty} \frac{1}{j!} \left. \frac{d^j P(\sigma_n, t)}{dt^j} \right|_{t=t_n} (t-t_n)^j \right) = \left. \frac{d^k P(\sigma_n, t)}{dt^k} \right|_{t=t_n} \neq 0. \quad (D6)$$

2.3) With the assumption in Eq. (D2), following Eq. (D3), it must be true that: $|\zeta(1-s_n)|^2 = 0$, *i.e.*, t_n is the zeros of the real function $Q(\sigma_n, t)$. Similarly, there exists the Taylor expansion around the zeros t_n :

$$Q(\sigma_n, t) = \sum_{j=0}^{\infty} \frac{1}{j!} \left. \frac{d^j Q(\sigma_n, t)}{dt^j} \right|_{t=t_n} (t-t_n)^j. \quad (D7)$$

where the derivatives in the expansion coefficients: $\left\{ \left. \frac{d^j Q(\sigma_n, t)}{dt^j} \right|_{t=t_n}, j = 0, 1, 2, \dots, \infty \right\}$ won't be all equal to zero. Because both the zeroth order expansion coefficient and the first order expansion coefficient are equal to zero; there must exit a certain order $k \geq 2$, so that:

$$\lim_{t \rightarrow t_n} \left(\frac{d^k Q(\sigma_n, t)}{dt^k} \right) = \lim_{t \rightarrow t_n} \left(\frac{d^k}{dt^k} \sum_{j=0}^{\infty} \frac{1}{j!} \left. \frac{d^j Q(\sigma_n, t)}{dt^j} \right|_{t=t_n} (t-t_n)^j \right) = \left. \frac{d^k Q(\sigma_n, t)}{dt^k} \right|_{t=t_n} \neq 0. \quad (D8)$$

According to Eq. (D3), Eq. (D6), and Eq. (D8), there must exist a certain $k \geq 2$, so that:

$$\left. \frac{d^k P(\sigma_n, t)}{dt^k} \right|_{t=t_n} = \left. \frac{d^k Q(\sigma_n, t)}{dt^k} \right|_{t=t_n} \neq 0. \quad (D9)$$

For $|W(\sigma_n + it_n)|^2 = \frac{P(\sigma_n, t)}{Q(\sigma_n, t)} = \frac{0}{0}$, because:

$$\lim_{t \rightarrow t_n} |W(\sigma_n + it)|^2 = \lim_{t \rightarrow t_n} \frac{P(\sigma_n, t)}{Q(\sigma_n, t)} = \lim_{t \rightarrow t_n} \frac{\frac{d^k P(\sigma_n, t)}{dt^k}}{\frac{d^k Q(\sigma_n, t)}{dt^k}} = \frac{\left. \frac{d^k P(\sigma_n, t)}{dt^k} \right|_{t=t_n}}{\left. \frac{d^k Q(\sigma_n, t)}{dt^k} \right|_{t=t_n}}. \quad (\text{D10})$$

According to Eq. (D9) and Eq. (D10), we have:

$$\lim_{t \rightarrow t_n} |W(\sigma_n + it)|^2 = 1. \quad (\text{D11})$$

Based on the Taylor expansion of the real functions $P(\sigma_n, t)$ and $Q(\sigma_n, t)$ around their zeros, we can prove by the same procedure that there exists a certain $k \geq 2$, so that:

$$\left. \frac{d^k P(\sigma, t_n)}{d\sigma^k} \right|_{\sigma=\sigma_n} = \left. \frac{d^k Q(\sigma, t_n)}{d\sigma^k} \right|_{\sigma=\sigma_n} \neq 0. \quad (\text{D12})$$

Therefore, we have:

$$\lim_{\sigma \rightarrow \sigma_n} |W(\sigma + it_n)|^2 = \lim_{\sigma \rightarrow \sigma_n} \frac{P(\sigma, t_n)}{Q(\sigma, t_n)} = \lim_{\sigma \rightarrow \sigma_n} \frac{\frac{d^k P(\sigma, t_n)}{d\sigma^k}}{\frac{d^k Q(\sigma, t_n)}{d\sigma^k}} = \frac{\left. \frac{d^k P(\sigma, t_n)}{d\sigma^k} \right|_{\sigma=\sigma_n}}{\left. \frac{d^k Q(\sigma, t_n)}{d\sigma^k} \right|_{\sigma=\sigma_n}} = 1. \quad (\text{D13})$$

According to Eq. (D11) and Eq. (D13), we have:

$$\lim_{t \rightarrow t_n} |W(\sigma_n + it)| = 1, \quad (\text{D14})$$

and

$$\lim_{\sigma \rightarrow \sigma_n} |W(\sigma + it_n)| = 1. \quad (\text{D15})$$

The above serves as a proof.

$$\text{Appendix E: Proof of } \frac{d}{dt} |\Gamma(\frac{1-s}{2})| = \sum_{n=1}^{\infty} \frac{-t|\Gamma(\frac{1-s}{2})|}{|it+2n-\sigma-1|^2}, \frac{d}{dt} |\Gamma(\frac{s}{2})| = \sum_{n=1}^{\infty} \frac{-t|\Gamma(\frac{s}{2})|}{|it+2n+\sigma-2|^2}$$

Because:

$$\left| \Gamma\left(\frac{s}{2}\right) \right|^2 = \Gamma\left(\frac{s}{2}\right) \Gamma\left(\frac{s^*}{2}\right). \quad (\text{E1})$$

$$\left| \Gamma\left(\frac{1-s}{2}\right) \right|^2 = \Gamma\left(\frac{1-s}{2}\right) \Gamma\left(\frac{1-s^*}{2}\right). \quad (\text{E2})$$

Furthermore, in the range $0 \leq \sigma \leq 1$ and $t \neq 0$, both $\Gamma(\frac{s}{2})$ and $\Gamma(\frac{1-s}{2})$ are analytical functions.

We take derivative of Eq. (E1) and Eq. (E2) with respect to t :

$$\frac{d}{dt} \left| \Gamma\left(\frac{s}{2}\right) \right|^2 = \frac{i}{2} \left| \Gamma\left(\frac{s}{2}\right) \right|^2 \left[\Psi\left(\frac{s}{2}\right) - \Psi\left(\frac{s^*}{2}\right) \right], \quad (\text{E3})$$

$$\frac{d}{dt} \left| \Gamma\left(\frac{1-s}{2}\right) \right|^2 = \frac{i}{2} \left| \Gamma\left(\frac{1-s}{2}\right) \right|^2 \left[\Psi\left(\frac{1-s^*}{2}\right) - \Psi\left(\frac{1-s}{2}\right) \right]. \quad (\text{E4})$$

According to Eq. (10),

$$\Psi\left(\frac{\sigma - it}{2}\right) - \Psi\left(\frac{\sigma + it}{2}\right) = \sum_{n=1}^{\infty} \frac{-4it}{|it + 2n + \sigma - 2|^2}, \quad (\text{E5})$$

$$-\Psi\left(\frac{1-\sigma-it}{2}\right) + \Psi\left(\frac{1-\sigma+it}{2}\right) = \sum_{n=1}^{\infty} \frac{4it}{|it+2n-\sigma-1|^2}, \quad (\text{E6})$$

Plugging Eq. (E5) into Eq. (E3), and plugging Eq. (E6) into Eq. (E4), we have:

$$\frac{d}{dt} \left| \Gamma\left(\frac{s}{2}\right) \right|^2 = \frac{i}{2} \left| \Gamma\left(\frac{s}{2}\right) \right|^2 \sum_{n=1}^{\infty} \frac{4it}{|it+2n+\sigma-2|^2}. \quad (\text{E7})$$

$$\frac{d}{dt} \left| \Gamma\left(\frac{1-s}{2}\right) \right|^2 = \frac{i}{2} \left| \Gamma\left(\frac{1-s}{2}\right) \right|^2 \sum_{n=1}^{\infty} \frac{4it}{|it+2n-\sigma-1|^2}. \quad (\text{E8})$$

Notice that: $\frac{d}{dt} \left| \Gamma\left(\frac{s}{2}\right) \right|^2 = 2 \left| \Gamma\left(\frac{s}{2}\right) \right| \frac{d}{dt} \left| \Gamma\left(\frac{s}{2}\right) \right|$, $\frac{d}{dt} \left| \Gamma\left(\frac{1-s}{2}\right) \right|^2 = 2 \left| \Gamma\left(\frac{1-s}{2}\right) \right| \frac{d}{dt} \left| \Gamma\left(\frac{1-s}{2}\right) \right|$, therefore, Eq. (E7) and Eq. (E8) can finally simplified as:

$$\frac{d}{dt} \left| \Gamma\left(\frac{s}{2}\right) \right| = -t \sum_{n=1}^{\infty} \frac{\left| \Gamma\left(\frac{s}{2}\right) \right|}{|it+2n+\sigma-2|^2},$$

$$\frac{d}{dt} \left| \Gamma\left(\frac{1-s}{2}\right) \right| = -t \sum_{n=1}^{\infty} \frac{\left| \Gamma\left(\frac{1-s}{2}\right) \right|}{|it+2n-\sigma-1|^2}.$$

This serves as a proof.

Appendix F: For an arbitrary finite $t > 0$, the $\frac{|\zeta(s)|}{|\zeta(1-s)|}$ satisfying $\frac{d}{dt} \left(\frac{|\zeta(s)|}{|\zeta(1-s)|} \right) = \frac{d}{dt} |W(s)| \neq 0$, can not be in the form of $\frac{0}{0}$.

Proof

According to Eq. (11), when $|W(s)| > 0$, and $\sigma < \frac{1}{2}$, we always have:

$$\frac{d}{dt} \left(\frac{|\zeta(s)|}{|\zeta(1-s)|} \right) = \frac{|\zeta(1-s)| \frac{d|\zeta(s)|}{dt} - |\zeta(s)| \frac{d|\zeta(1-s)|}{dt}}{|\zeta(1-s)|^2} = \frac{d}{dt} |W(s)| > 0 \quad (\text{F1})$$

therefore:

$$|\zeta(1-s)| \frac{d|\zeta(s)|}{dt} - |\zeta(s)| \frac{d|\zeta(1-s)|}{dt} > 0. \quad (\text{F2})$$

Notice that:

$$\frac{d|\zeta(s)|^2}{dt} = 2|\zeta(s)| \frac{d|\zeta(s)|}{dt} = \frac{d\zeta(s)}{dt} \zeta(s^*) + \frac{d\zeta(s^*)}{dt} \zeta(s),$$

we have:

$$\frac{d|\zeta(s)|}{dt} = \frac{1}{2|\zeta(s)|} \left[\frac{d\zeta(s)}{dt} \zeta(s^*) + \frac{d\zeta(s^*)}{dt} \zeta(s) \right].$$

Similarly, we have:

$$\frac{d|\zeta(1-s)|}{dt} = \frac{1}{2|\zeta(1-s)|} \left[\frac{d\zeta(1-s)}{dt} \zeta(1-s^*) + \frac{d\zeta(1-s^*)}{dt} \zeta(1-s) \right].$$

Therefore, Eq. (F2) can be rewritten as:

$$\frac{1}{2} \left\{ \frac{\frac{d\zeta(s)}{dt} \zeta(s^*) + \frac{d\zeta(s^*)}{dt} \zeta(s)}{|W(s)|} - |W(s)| \left[\frac{d\zeta(1-s)}{dt} \zeta(1-s^*) + \frac{d\zeta(1-s^*)}{dt} \zeta(1-s) \right] \right\} > 0. \quad (\text{F3})$$

Notice that, for an arbitrary finite $t > 0$, $|W(s)| > 0$ and have no singular points, $\zeta(s)$, $\zeta(s^*)$, $\zeta(1-s)$, $\zeta(1-s^*)$ are all analytical functions. Furthermore, their derivatives $\frac{d\zeta(s)}{dt}$, $\frac{d\zeta(s^*)}{dt}$, $\frac{d\zeta(1-s)}{dt}$, $\frac{d\zeta(1-s^*)}{dt}$ do not have singular points. If there exists a

certain s_n , so that $|\zeta(s_n)| = 0$, $|\zeta(1-s_n)| = 0$, then it must be true that $\zeta(s_n) = \zeta(s_n^*) = 0$, $\zeta(1-s_n) = \zeta(1-s_n^*) = 0$. Plugging these into Eq. (F3), we have:

$$\frac{1}{2} \left\{ \frac{0 \cdot \frac{d\zeta(s)}{dt} \Big|_{s=s_n} + 0 \cdot \frac{d\zeta(s^*)}{dt} \Big|_{s^*=s_n^*}}{|W(s_n)|} - |W(s_n)| \left[0 \cdot \frac{d\zeta(1-s)}{dt} \Big|_{s=s_n} + 0 \cdot \frac{d\zeta(1-s^*)}{dt} \Big|_{s^*=s_n^*} \right] \right\} = 0 > 0.$$

This is to say that $|\zeta(s_n)| = 0$, $|\zeta(1-s_n)| = 0$ must lead to the invalidation of inequality relation in Eq. (F3). Therefore, for $\sigma < \frac{1}{2}$, and an arbitrary finite $t > 0$, the $\frac{|\zeta(s)|}{|\zeta(1-s)|}$ satisfying $\frac{d}{dt} \left(\frac{|\zeta(s)|}{|\zeta(1-s)|} \right) > 0$, can not be in the form of $\frac{0}{0}$.

Similarly, for $\sigma > \frac{1}{2}$, and an arbitrary finite $t > 0$, the $\frac{|\zeta(s)|}{|\zeta(1-s)|}$ satisfying $\frac{d}{dt} \left(\frac{|\zeta(s)|}{|\zeta(1-s)|} \right) < 0$, can not be in the form of $\frac{0}{0}$. This serves as a proof.

REFERENCES

-
- [1] Bernhard Riemann, "Ueber die Anzahl der Primzahlen unter einer gegebenen Grösse", Monatsberichte der Berliner Akademie. In Gesammelte Werke, Teubner, Leipzig (1859).
 - [2] Jacques Hadamard, "Sur la distribution des zeros de la fonction $\zeta(s)$ et ses consequences arithmetiques", Bulletin de la Societe Mathematique de France **14**, 199 (1896).
 - [3] Ch.J. de la Vallee-Poussin, "Recherches analytiques sur la theorie des nombres premiers", Ann. Soc. Sci. Bruxelles **20**, 183 (1896).