

Local Routing in Sparse and Lightweight Geometric Graphs

Vikrant Ashvinkumar

University of Sydney, Australia
vash7242@uni.sydney.edu.au

Joachim Gudmundsson

University of Sydney, Australia
joachim.gudmundsson@sydney.edu.au

Christos Levcopoulos

Lund University, Sweden
christos.levcopoulos@cs.lth.se

Bengt J. Nilsson

Malmö University, Sweden
bengt.nilsson.ts@mau.se

André van Renssen

University of Sydney, Australia
andre.vanrenssen@sydney.edu.au

Abstract

Online routing in a planar embedded graph is central to a number of fields and has been studied extensively in the literature. For most planar graphs no $O(1)$ -competitive online routing algorithm exists. A notable exception is the Delaunay triangulation for which Bose and Morin [11] showed that there exists an online routing algorithm that is $O(1)$ -competitive. However, a Delaunay triangulation can have $\Omega(n)$ vertex degree and a total weight that is a linear factor greater than the weight of a minimum spanning tree.

We show a simple construction, given a set V of n points in the Euclidean plane, of a planar geometric graph on V that has small weight (within a constant factor of the weight of a minimum spanning tree on V), constant degree, and that admits a local routing strategy that is $O(1)$ -competitive. Moreover, the technique used to bound the weight works generally for any planar geometric graph whilst preserving the admission of an $O(1)$ -competitive routing strategy.

2012 ACM Subject Classification Theory of computation → Design and analysis of algorithms

Keywords and phrases Computational geometry Spanners Routing

Funding *Joachim Gudmundsson*: Funded by the Australian Government through the Australian Research Council DP150101134 and DP180102870.

Christos Levcopoulos: Swedish Research Council grants 2017-03750 and 2018-04001.

1 Introduction

The aim of this paper is to design a graph on V (a finite set of points in the Euclidean plane) that is cheap to build and easy to route on. Consider the problem of finding a route in a geometric graph from a given source vertex s to a given target vertex t . Routing in a geometric graph is a fundamental problem that has received considerable attention in the literature. In the offline setting, when we have full knowledge of the graph, the problem is well-studied and numerous algorithms exist for finding shortest paths (for example, the classic Dijkstra’s Algorithm [16]). In an online setting the problem becomes much more complex. The route is constructed incrementally and at each vertex a local decision has to be taken to decide which vertex to forward the message to. Without knowledge of the full

graph, an online routing algorithm cannot identify a shortest path in general; the goal is to follow a path whose length approximates that of the shortest path.

Given a source vertex s , a target vertex t , and a message m , the aim is for an online routing algorithm to send m together with a header h from s to t in a graph G . Initially the algorithm only has knowledge of s , t and the neighbors of s , denoted $\mathcal{N}(s)$. Note that it is commonly assumed that for a vertex v , the set $\mathcal{N}(v)$ also includes information about the coordinates of the vertices in $\mathcal{N}(v)$. Upon receiving a message m and its header h , a vertex v must select one of its neighbours to forward the message to as a function of h , $\mathcal{N}(v)$, s , and t . This procedure is repeated until the message reaches the target vertex t . Different routing algorithms are possible depending on the size of h and the part of G that is known to each vertex. Usually, there is a trade-off between the amount of information that is stored in the header and the amount of information that is stored in the vertices.

Bose and Morin [11] showed that greedy routing always reaches the intended destination on Delaunay triangulations. Dhandapani [15] proved that every triangulation can be embedded in such a way that it allows greedy routing and Angelini et al. [2] provided a constructive proof.

However, the above papers only prove that a greedy routing algorithm will succeed on the specific graphs therein. No attention is paid to the quality or *competitiveness* of the resulting path relative to the shortest path. Bose and Morin [11] showed that many local routing strategies are not competitive but also show how to route competitively in a Delaunay triangulation. Bonichon et al. [6, 7] provided different local routing algorithms for the Delaunay triangulation, decreasing the competitive ratio, and Bonichon et al. [5] designed a competitive routing algorithm for Gabriel triangulations.

To the best of our knowledge most of the existing routing algorithms consider well-known graph classes such as triangulations and Θ -graphs. However, these graphs are generally very expensive to build. Typically, they have high degree ($\Omega(n)$) and the total length of their edges can be as bad as $\Omega(n)$ times that of the minimum spanning tree of V .

On the other hand, there is a large amount of research on constructing geometric planar graphs with ‘good’ properties. However, none of these have been shown to have all of bounded degree, weight, planarity, and the admission of competitive local routing. Bose et al. [10] come tantalisingly close by providing a local routing algorithm for a plane bounded-degree spanner.

In terms of bounded degree, the best bound for plane spanners is 4 by Bonichon et al. [8]. This spanner has a spanning ratio of 156.82. Another construction that also achieves a maximum degree of 4 was given by Kanj et al. [21], who reduced the spanning ratio to 20. In two special cases, Bose et al. [4] showed that reducing the degree to 3 is possible. In terms of lower bounds, Dumitrescu and Ghosh [18] showed that there exist point sets that require a spanning ratio of at least 1.4308. They also strengthened this bound to 2.1755 for spanners of degree 4 and 2.7321 for spanners of degree 3.

The search for low weight spanners started in 1993 when Althöfer et al. [1] presented the greedy spanner. Das et al. [13, 14] showed that the weight of a greedy spanner for a set V of points in R^d is within a constant factor times the weight of a minimum spanning tree, for any constant d . For a complete proof see the book by Narasimhan and Smid [24]. In more recent work these results have been generalised to a wider family of doubling metrics [9, 19, 20].

In this paper we consider the problem of constructing a geometric graph of small weight and small degree that guarantees a local routing strategy that is $O(1)$ -competitive. More specifically we show:

Given a set V of n points in the plane, together with two parameters $0 < \theta < \pi/2$ and

$r > 0$, we show how to construct in $O(n \log n)$ time a planar $((1 + 1/r) \cdot \tau)$ -spanner with degree at most $5\lceil 2\pi/\theta \rceil$, and weight at most $((2r + 1) \cdot \tau)$ times the weight of a minimum spanning tree of V , where $\tau = 1.998 \cdot \max(\pi/2, \pi \sin(\theta/2) + 1)$. This construction admits an $O(1)$ -memory deterministic 1-local routing algorithm with a routing ratio of no more than $5.90 \cdot (1 + 1/r) \cdot \max(\pi/2, \pi \sin(\theta/2) + 1)$.

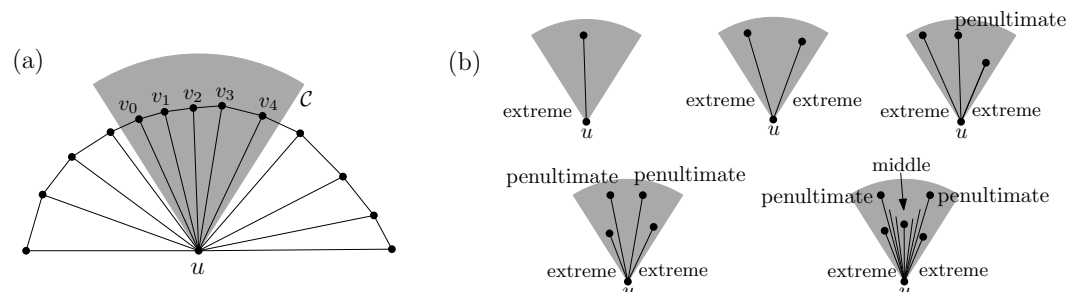
While we focus on our construction, we note that the techniques used to bound the weight of the graph apply generally to any planar geometric graph. In particular, using techniques similar to the ones we use, it may be possible to extend the results by Bose et al. [10] to obtain other routing algorithms for bounded-degree light spanners.

2 Building the Network

Given a Delaunay triangulation $\mathcal{DT}(V)$ of a point set V we will show that one can remove edges from $\mathcal{DT}(V)$ such that the resulting graph $\mathcal{BDG}(V)$ has constant degree and constant stretch-factor. We will also show that the resulting graph has the useful property that for every Delaunay edge (u, v) in $\mathcal{DT}(V)$ there exists a spanning path along the boundary of the face in $\mathcal{BDG}(V)$ containing u and v . This property will be critical to develop the routing algorithm in Section 3. In Section 4 we will show how to prune $\mathcal{BDG}(V)$ further to guarantee the lightness property while still being able to route in it.

2.1 Building a Bounded Degree Spanner

The idea behind the construction is slightly reminiscent to that of the Θ -graph: For a given parameter $0 < \theta < \pi/2$, let $\kappa = \lceil 2\pi/\theta \rceil$ and let $\mathcal{C}_{u,\kappa}$ be a set of κ disjoint cones partitioning the plane, with each cone having angle measure at most θ at apex u . Let v_0, \dots, v_m be the clockwise-ordered Delaunay neighbours of u within some cone $C \in \mathcal{C}_{u,\kappa}$ (see Figure 1a).



■ **Figure 1** (a) An example of the vertices in some cone C with apex u . (b) Extreme, penultimate, and middle are mutually exclusive properties taking precedence in that order.

If there is at least one edge at u induced by C , call edges uv_0 and uv_m *extreme* at u . Call edges uv_1 and uv_{m-1} *penultimate* at u if there are two distinct extreme edges at u induced by C and at least one other edge at u induced by C . If there are two distinct edges that are extreme at u induced by C , and two distinct edges that are penultimate at u induced by C , and at least one other edge at u induced by C , then, of the remaining edges incident to u and contained in C , the shortest one is called a *middle* edge at u (see Figure 1b).

The construction removes every edge except the extreme, penultimate, and middle ones in every $C \in \mathcal{C}_{u,\kappa}$, for every point u , in any order. The edges present in the final construction are thus the ones which are either extreme, penultimate, or middle at both of their endpoints (not necessarily the same at each endpoint).

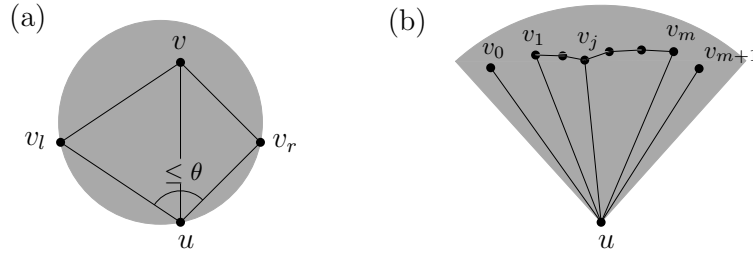
The resulting graph is denoted by $\mathcal{BDG}(V)$. The construction time of this graph is dominated by constructing the Delaunay triangulation, which requires $O(n \log n)$ time. Given the Delaunay triangulation, determining which edges to remove takes linear time (see Section 2.3). The degree of $\mathcal{BDG}(V)$ is bounded by 5κ , since each of the κ cones $C \in \mathcal{C}_{u,\kappa}$ can induce at most five edges. It remains to bound the spanning ratio.

2.2 Spanning Ratio

Before proving that the network is a spanner (Corollary 8) we will need to prove some basic properties regarding the edges in $\mathcal{BDG}(V)$. We start with a simple but crucial observation about consecutive Delaunay neighbours of a vertex u .

► **Lemma 1.** *Let C be a cone with apex u and angle measure $0 < \theta < \pi/2$. Let v_l, v, v_r be consecutive clockwise-ordered Delaunay neighbours of u contained in C . The interior angle $\angle(v_l, v, v_r)$ must be at least $\pi - \theta$.*

Proof. In the case when $\angle(v_l, v, v_r)$ is reflex in the quadrilateral u, v_l, v, v_r the lemma trivially holds. Let us thus examine the case when $\angle(v_l, v, v_r)$ is not, in which case the quadrilateral u, v_l, v, v_r is convex and, as u, v_l, v and u, v_r, v are Delaunay triangles, $\angle(v_l, u, v_r) + \angle(v_l, v, v_r)$ must be at least π (see Figure 2a). Since v_l and v_r lie in a cone with apex u of angle measure θ , $\angle(v_l, u, v_r)$ is at most θ . Hence, $\angle(v_l, v, v_r)$ is at least $\pi - \theta$. ◀



■ **Figure 2** (a) Example placement of u, v_l, v_r and v in the circle $\circ(v_l, u, v_r)$ (b) The path from v_1 to v_m along the Delaunay neighbours of u must be in $\mathcal{BDG}(V)$. Furthermore, uv_0 and uv_{m+1} are extreme, uv_1 and uv_m are penultimate, and uv_j is a middle edge.

This essentially means that $\angle(v_l, v, v_r)$ is wide, and will help us to argue when $v_l v$ and $v v_r$ must be in $\mathcal{BDG}(V)$ (Lemma 5). Next, we define *protected*, *fully protected*, and *semi-protected* edges.

► **Definition 2.** *An edge uv is protected at u (with respect to some fixed $\mathcal{C}_{u,\kappa}$) if it is extreme, penultimate, or middle at u . An edge uv is fully protected if it is protected at both u and v . An edge uv is semi-protected at u if it is protected at u but not protected at v .*

Hence, an edge is contained in $\mathcal{BDG}(V)$ if and only if it is fully protected. We continue with an observation that allows us to argue which edges are fully protected.

► **Observation 3.** *If an edge uv_i is not extreme at u , then u must have consecutive clockwise-ordered Delaunay neighbours v_{i-1}, v_i, v_{i+1} , all in the same cone $C \in \mathcal{C}_{u,\kappa}$. Similarly, if uv_i is neither extreme nor penultimate at u , then u must have consecutive clockwise-ordered Delaunay neighbours $v_{i-2}, v_{i-1}, v_i, v_{i+1}, v_{i+2}$, all in the same cone $C \in \mathcal{C}_{u,\kappa}$.*

► **Lemma 4.** *Every edge that is penultimate or middle at one of its endpoints is fully protected.*

Proof. Consider an edge uv that is penultimate or middle at u . Since it is protected at u , we need to show that it is protected at v . Since uv is not extreme at u , u must have consecutive clockwise-ordered Delaunay neighbours v_l, v, v_r in the same cone by Observation 3.

We show that uv must be extreme at v . Suppose for a contradiction that uv is not extreme at v . Then, by Observation 3, $v_l v$ and $v v_r$ are contained in the same cone with apex v and angle at most $\theta < \pi/2$. However, by Lemma 1, $\angle(v_l, v, v_r) \geq \pi - \theta > \theta$, which is impossible. Thus, uv is extreme at v and protected at v . Hence, the edge is fully protected. ◀

Now we can argue about the Delaunay neighbours of a vertex (see Figure 2b for an illustration of the lemma).

► **Lemma 5.** *Let v_0, \dots, v_{m+1} be the clockwise-ordered Delaunay neighbours of u contained in some cone $C \in \mathcal{C}_{u, \kappa}$. The edges in the path v_1, \dots, v_m are all fully protected.*

Proof. Let $v_i v_{i+1}$ be an edge along this path for some $1 \leq i < m$. Suppose for a contradiction that $v_i v_{i+1}$ is not protected at v_i . It is thus, in particular, neither extreme nor penultimate at v_i . Then, by Observation 3, $v_i u$ and $v_i v_{i-1}$ must be contained in the same cone with apex v_i as $v_i v_{i+1}$. By Lemma 1, $\angle(v_{i-1}, v_i, v_{i+1}) \geq \pi - \theta > \theta$, contradicting that $v_i v_{i-1}$ and $v_i v_{i+1}$ lie in the same cone with apex v_i . The edge $v_i v_{i+1}$ must therefore be either extreme or penultimate, and thus protected, at v_i for $i \geq 1$. An analogous argument shows that $v_i v_{i+1}$ is either extreme or penultimate at v_{i+1} for $1 < i + 1 \leq m$. It is thus fully protected. ◀

Since these paths v_1, \dots, v_m are included in $\mathcal{BDG}(V)$, we can modify the proof of Theorem 3 by Li and Wang [23] to suit our construction to prove that $\mathcal{BDG}(V)$ is a spanner.

► **Theorem 6.** *$\mathcal{BDG}(V)$ is a $\max(\pi/2, \pi \sin(\theta/2) + 1)$ -spanner of the Delaunay triangulation $\mathcal{DT}(V)$ for an adjustable parameter $0 < \theta < \pi/2$.*

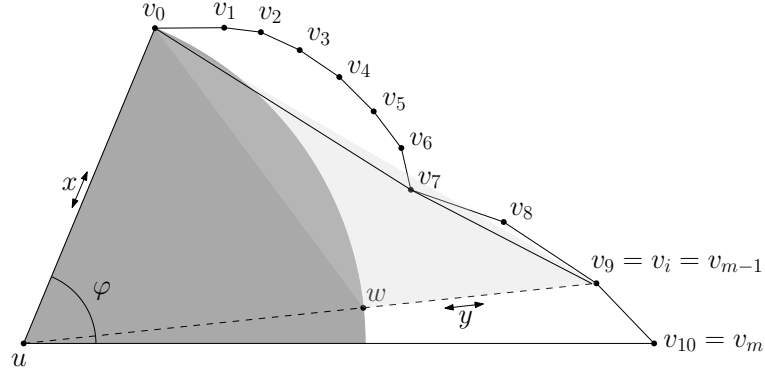
Proof. The proof of this theorem is illustrated in Figure 3. We show that for any edge uv in $\mathcal{DT}(V)$ that is not present in $\mathcal{BDG}(V)$, there is a spanning path in $\mathcal{BDG}(V)$ from u to v .

The edges in $\mathcal{BDG}(V)$ are exactly the edges in $\mathcal{DT}(V)$ that are fully protected. Without loss of generality, let uv be an edge in $\mathcal{DT}(V)$ that is not protected at u . Then, uv is not extreme and must be a chord of the face $u, v_0, \dots, v_i = v, \dots, v_m$ where uv_0 is a middle edge and uv_m is a penultimate edge. According to Lemma 4 uv_0 and uv_m are edges in $\mathcal{BDG}(V)$, and according to Lemma 5 all the edges in the path v_0, \dots, v_m are included in $\mathcal{BDG}(V)$. Moreover, $\angle(v_0, u, v_i) < \angle(v_0, u, v_m) < \theta < \pi/2$. Consider $S(v_0, v_i)$, the shortest curve with endpoints v_0 and v_i contained in the polygon $u, v_0, \dots, v_i = v$. Label $|uv_0|$ with x , $|uv_i|$ with y , and let w be the point on the segment uv_i with length x so that $|vw_i| = y - x$.

We will show that $S(v_0, v_i)$ is contained in the triangle v_0, w, v_i . If none of v_1, \dots, v_{i-1} are contained in the triangle v_0, w, v_i , the claim must hold since all such vertices must be additionally outside the circle with centre u and radius x (uv_0 is the middle edge) and thus the line segment joining v_0 and v_i is unobstructed. If any of v_1, \dots, v_{i-1} are in the triangle v_0, w, v_i , then v_0 must connect directly to one of them along $S(v_0, v_i)$, say p , and v_i must connect directly to one of them, say q possibly the same as p . Since $S(v_0, v_i)$ can be seen as the lower convex hull of v_0, \dots, v_i , and since p and q are in the triangle v_0, w, v_i , the subpath of $S(v_0, v_i)$ with endpoints p and q must be in the triangle v_0, w, v_i too.

Since $S(v_0, v_i)$ is convex with base $v_0 v_i$ and contained in the triangle v_0, w, v_i ; it must thus have a length not more than $|v_0 w| + |w v_i| = 2x \sin(\varphi/2) + y - x$ where $\varphi < \theta < \pi/2$ is the angle $\angle(v_0, u, v_i)$. Now consider an edge of $S(v_0, v_i)$, say $v_k v_l$. The edge $v_k v_l$ shortcuts the subpath v_k, \dots, v_l of v_0, \dots, v_i in $\mathcal{BDG}(V)$.

Dobkin et al. [17] (see also Lemma 3.3 in [11]) showed that the length $|v_k, \dots, v_l|$ is at most $\pi/2 \cdot |v_k v_l|$, provided that



■ **Figure 3** Illustrating Theorem 6. The spanning path from u to v is $u, v_0, v_1, \dots, v_9 = v$. Note that the path v_0, v_7, v is indeed contained in triangle v_0, w, v_i .

1. the straight-line segment between v_k and v_l lies outside the Voronoi region induced by u , and
2. the path v_k, \dots, v_l lies on one side of the line through v_k and v_l .

The first property follows from the fact that $\theta < \pi/2$ and the second property follows from the construction. Since both conditions hold, $|v_0, \dots, v_i| \leq |S(v_0, v_i)| \cdot \pi/2 \leq (|v_0 w| + |w v_i|)\pi/2 = (2x \sin(\varphi/2) + y - x)\pi/2$. Putting everything together, we have that the path u, v_0, \dots, v_m has length at most

$$\begin{aligned}
 & x + (2x \sin(\varphi/2) + y - x)\pi/2 \\
 &= y(\pi/2 + (\pi \sin(\varphi/2) + 1 - \pi/2)x/y) \\
 &\leq y(\pi/2 + (\pi \sin(\theta/2) + 1 - \pi/2)x/y) \\
 &\leq y \cdot \max(\pi/2, \pi \sin(\theta/2) + 1) \\
 &= |uv| \cdot \max(\pi/2, \pi \sin(\theta/2) + 1).
 \end{aligned}$$

Since $x/y \in (0, 1)$, the last inequality immediately follows.

The right-hand-most side of the inequality shows that for any edge uv in $\mathcal{DT}(V)$, there is a $\max(\pi/2, \pi \sin(\theta/2) + 1)$ -spanning path in $\mathcal{BDG}(V)$ between u and v . $\mathcal{BDG}(V)$ is thus a $\max(\pi/2, \pi \sin(\theta/2) + 1)$ -spanner of the Delaunay triangulation $\mathcal{DT}(V)$ for an adjustable parameter $0 < \theta < \pi/2$. ◀

Note that from the proof of Theorem 6 it follows that for every Delaunay edge uv that is *not* in $\mathcal{BDG}(V)$, there is a path from u to v along the face of $\mathcal{BDG}(V)$ containing uv realising a path of length at most $\max(\pi/2, \pi \sin(\theta/2) + 1) \cdot |uv|$. This is a key observation that will be used in Section 3.

2.3 Algorithmic Construction of $\mathcal{BDG}(V)$

For completeness we state the algorithm in Section 2 as pseudocode and analyse its time complexity.

► **Theorem 7.** $\mathcal{BDG}(V)$ takes $O(n \log n)$ time to construct. $\mathcal{BDG}(V)$ takes $O(n)$ time to construct if the input is a Delaunay triangulation $\mathcal{DT}(V)$ on V .

Proof. The construction of the Delaunay triangulation $\mathcal{DT}(V)$ at line 2 takes $O(n \log n)$ time.

Algorithm 1 $\mathcal{BDG}(V)$

Require: V **Require:** $0 < \theta < \pi/2$

```

1:  $E \leftarrow \{\}$ 
2:  $\mathcal{DT} \leftarrow \mathcal{DT}(V)$ 
3: for  $u \in V$  do
4:   Compute  $\mathcal{C}_{u,\kappa}$ , where  $\kappa = \lceil 2\pi/\theta \rceil$ .
5: for  $u \in V$  do
6:   for  $uv \in E(\mathcal{DT})$  do
7:     Bucket  $uv$  into  $C \in \mathcal{C}_{u,\kappa}$ .
8: for  $u \in V$  do
9:   for  $C \in \mathcal{C}_{u,\kappa}$  do
10:    Reset values of  $e_1, e_2, p_1, p_2, m$ .
11:    for  $e$  bucketed into  $C$  do
12:       $e_1 \leftarrow \arg \min_{angle}(e_1, e)$ 
13:       $e_2 \leftarrow \arg \max_{angle}(e_2, e)$ 
14:      for  $e$  bucketed into  $C \setminus \{e_1, e_2\}$  do
15:         $p_1 \leftarrow \arg \min_{angle}(p_1, e)$ 
16:         $p_2 \leftarrow \arg \max_{angle}(p_2, e)$ 
17:        for  $e$  bucketed into  $C \setminus \{e_1, e_2, p_1, p_2\}$  do
18:           $m \leftarrow \arg \min_{length}(m, e)$ 
19:        Mark  $e_1, e_2, p_1, p_2, m$ , if their values are set, as protected by  $u$ .
20: for  $uv \in E(\mathcal{DT})$  do
21:   if  $uv$  marked as protected by both endpoints then
22:      $E = E \cup \{uv\}$ .
return  $(V, E)$ .
```

The loops at lines 3,5,8,20 are independent of each other. The one starting at line 3 takes $O(n)$ time and the one on line 5 takes $O(n)$ time since there are a linear number of edges in $E(\mathcal{DT})$, which we look at twice (once for each endpoint), and the bucketing of each edge takes κ time at most. The loop starting at line 8 takes $O(n)$ time since there are a linear number of edges in $E(\mathcal{DT})$, which we look at six times at most (thrice for each endpoint). Finally, the loop at line 20 takes $O(n)$ time since there are a linear number of edges in $E(\mathcal{DT})$.

The result follows that $\mathcal{BDG}(V)$ takes $O(n \log n)$ time to construct and $\mathcal{BDG}(V)$ takes $O(n)$ time to construct if the input is a Delaunay triangulation $\mathcal{DT}(V)$ on V . ◀

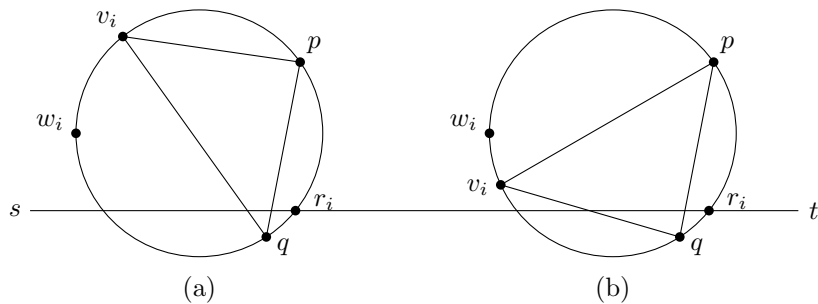
Putting the results from this section together, using that the Delaunay triangulation is a 1.998-spanner [25], and observing that $\mathcal{BDG}(V)$ is trivially planar since it is a subgraph of the Delaunay triangulation, we obtain:

► **Corollary 8.** *Given a set V of n points in the plane and a parameter $0 < \theta < \pi/2$, one can in $O(n \log n)$ time compute a graph $\mathcal{BDG}(V)$ that is a planar τ -spanner having degree at most $5\lceil 2\pi/\theta \rceil$, where $\tau = 1.998 \cdot \max(\pi/2, \pi \sin(\theta/2) + 1)$.*

3 Routing

In order to route efficiently on $\mathcal{BDG}(V)$, we modify Bonichon et al.’s routing algorithm [7] on the Delaunay Triangulation. Given a source s and a destination t on the Delaunay triangulation $\mathcal{DT}(V)$, we assume without loss of generality that the line segment $[st]$ is horizontal with s to the left of t . Bonichon et al.’s routing algorithm [7] then works as follows: When we are at a vertex v_i ($v_0 = s$), set v_{i+1} to t and terminate if $v_i t$ is an edge in $\mathcal{DT}(V)$. Otherwise, consider the rightmost Delaunay triangle $T_i = v_i, p, q$ at v_i that has a non-empty intersection with $[st]$. Denote the circumcircle $\circ(v_i, p, q)$ with C_i , denote the leftmost point of C_i with w_i , and the rightmost intersection of C_i and $[st]$ with r_i .

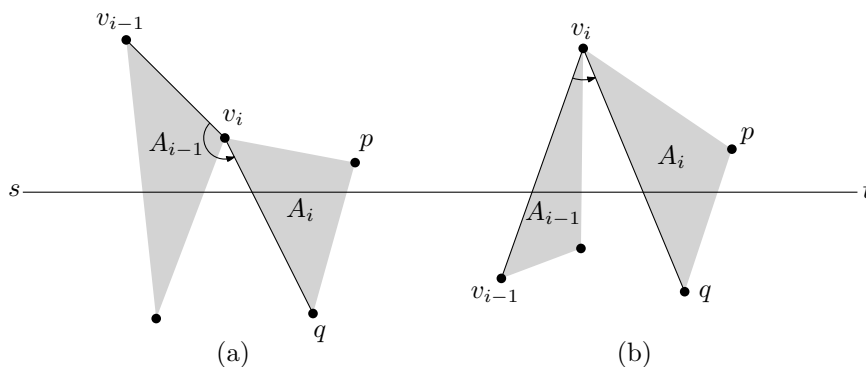
- If v_i is encountered in the clockwise walk along C_i from w_i to r_i , set v_{i+1} to p , the first vertex among $\{p, q\}$ encountered on this walk starting from v_i (see Figure 4a).
- Otherwise, set v_{i+1} to q , the first vertex among $\{p, q\}$ to be encountered in the counter-clockwise walk along C_i starting from v_i (see Figure 4b).



■ **Figure 4** The routing choice: (a) At v_i we follow the edge to p . (b) At v_i we follow the edge to q .

We relax Bonichon et al.’s routing algorithm [7] in such a way that it no longer necessarily uses the rightmost intersected triangle: At v_0 , we set $A_0 = T_0$; at v_i for $i > 0$, we will find a Delaunay triangle A_i based on the Delaunay triangle $A_{i-1} = v_{i-1}, x, y$ used in the routing decision at v_{i-1} , where one of x or y is v_i .

Let $A_i = v_i, p, q$ be any Delaunay triangle with a non-empty intersection with $[st]$ to the right of the intersection of A_{i-1} with $[st]$ and which, moreover, satisfies the condition that if v_i is above $[st]$, then, when making a counterclockwise sweep centred at v_i starting from $v_i v_{i-1}$, we encounter $v_i q$ before $v_i p$, with $v_i q$ intersecting $[st]$ and $v_i p$ not intersecting $[st]$. Figure 5 illustrates two concrete examples of A_i given A_{i-1} . An analogous statement for choosing A_i holds when v_i lies below $[st]$, sweeping in clockwise direction.



■ **Figure 5** Candidate triangles A_i given A_{i-1} : (a) when $[st]$ is not crossed when moving from v_{i-1} to v_i , (b) when $[st]$ is crossed when moving from v_{i-1} to v_i .

We note that these triangles A_i always exist, since the rightmost Delaunay triangle intersecting $[st]$ is a candidate. Furthermore, the triangles occur in order along $[st]$ by definition. This implies that the relaxation of Bonichon et al.'s routing algorithm [7] terminates.

► **Theorem 9.** *The relaxation of Bonichon et al.'s routing algorithm [7] on the Delaunay triangulation is 1-local and has a routing ratio of at most $(1.185043874 + 3\pi/2) \approx 5.90$.*

Proof. The 1-locality follows by construction. The proof for the routing ratio of Bonichon et al.'s routing algorithm [7] holds for its relaxed version, since the only parts of their proof using the property that T_i is rightmost are:

1. The termination of the algorithm (which we argued above).
2. The categorisation of the Worst Case Circles of Delaunay triangles T_i into three mutually exclusive cases (which we discuss next).

Thus, the relaxation of Bonichon et al.'s routing algorithm [7] on the Delaunay triangulation has a routing ratio of at most $(1.185043874 + 3\pi/2) \approx 5.90$. ◀

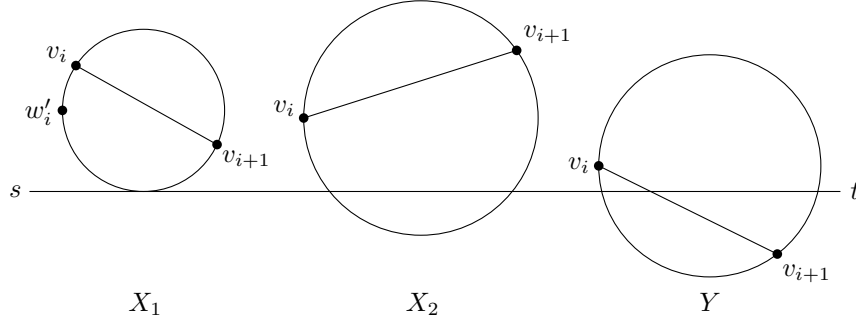
3.1 Worst Case Circles

In the analysis of the routing ratio of Bonichon et al.'s routing algorithm [7], the notion of Worst Case Circles is introduced whereby the length of the path yielded by the algorithm is bounded above by some path consisting of arcs along these Worst Case Circles; this arc-path is then shown to have a routing ratio of 5.90.

Suppose we have a candidate path, and are given a Delaunay triangle v_i, v_{i+1}, u intersecting $[st]$; we denote its circumcircle by C_i with centre O_i . The Worst Case Circle C'_i is a circle that goes through v_i and v_{i+1} , whose centre O'_i is obtained by starting at O_i and moving it along the perpendicular bisector of $[v_i v_{i+1}]$ until either st is tangent to C'_i or v_i is the leftmost point of C'_i , whichever occurs first. The direction O'_i is moved towards depends on the routing decision at v_i : if v_i is encountered on the clockwise walk from w_i to r_i , then

O'_i is moved towards this arc, and otherwise, O'_i is moved towards the opposite direction. Letting w'_i be the leftmost point of C'_i , we can categorise the Worst Case Circles into the following three mutually exclusive types (see Figure 6):

1. Type X_1 : $v_i \neq w'_i$, and $[v_i v_{i+1}]$ does not cross $[st]$, and st is tangent to C'_i .
2. Type X_2 : $v_i = w'_i$ and $[v_i v_{i+1}]$ does not cross $[st]$.
3. Type Y : $v_i = w'_i$ and $[v_i v_{i+1}]$ crosses $[st]$.



■ **Figure 6** The three types of Worst Case Circles.

Next, we show that the Worst Case Circles of Delaunay triangles A_i fall into the same categories. Let C_i be the circumcircle of A_i centred at O_i , let w_i be the leftmost point of C_i , and let r_i be the right intersection of C_i with $[st]$. We begin with the following observation which follows from how the criteria forces A_i to intersect $[st]$:

► **Observation 10.** Let $A_i = v_i, p, q$. Taking a clockwise walk along C_i from v_i to r_i , exactly one of p or q is encountered. An analogous statement holds for the counterclockwise walk.

This observation captures the necessary property that allows the categorisation to go through. We denote the Worst Case Circle of A_i by C'_i with centre O'_i , and leftmost point w'_i .

► **Lemma 11.** C'_i can be categorised into the following three mutually exclusive types:

1. Type X_1 : $v_i \neq w'_i$, and $[v_i v_{i+1}]$ does not cross $[st]$, and st is tangent to C'_i .
2. Type X_2 : $v_i = w'_i$ and $[v_i v_{i+1}]$ does not cross $[st]$.
3. Type Y : $v_i = w'_i$ and $[v_i v_{i+1}]$ crosses $[st]$.

Proof. If $[v_i v_{i+1}]$ does not cross $[st]$, C'_i is clearly of type X_1 or X_2 .

Consider when $[v_i v_{i+1}]$ crosses $[st]$. Without loss of generality, let v_i be above $[st]$ and v_{i+1} be below $[st]$. By Observation 10, v_i occurs on the counterclockwise walk around C_i from w_i to r_i , for if not, neither vertex of A_i occurs on the clockwise walk around C_i from v_i to r_i . Since v_i is above $[st]$, it lies above the leftmost intersection of C_i with $[st]$ and below w_i .

Since O'_i is moved along the perpendicular bisector of $[v_i v_{i+1}]$ towards the counterclockwise arc of v_i to v_{i+1} , it must be that w'_i (which starts at w_i when O'_i starts at O_i) moves onto v_i eventually. Thus, C'_i is Type Y . ◀

3.2 Routing on $\mathcal{BDG}(V)$

In order to route on $\mathcal{BDG}(V)$, we simulate the relaxation of Bonichon et al.'s routing algorithm [7] described in the previous section. We first prove a property that allows us to distribute information about edges over their endpoints.

► **Lemma 12.** *Every edge $uv \in \mathcal{DT}(V)$ is protected by at least one of its endpoints u or v .*

Proof. Suppose that uv is not protected at u . Then uv is not extreme at u and thus by Observation 3, u must have consecutive clockwise-ordered Delaunay neighbours v_l, v, v_r . By Lemma 1, $\angle(v_l, v, v_r) \geq \pi - \theta > \theta$ since $0 < \theta < \pi/2$, and thus v_l and v_r cannot both belong to the same cone with apex v and angle at most θ . Since v_r, u, v_l are consecutive clockwise-ordered Delaunay neighbours of v , and vv_l and vv_r cannot be in the same cone, it follows that vu is extreme at v . Hence, uv is protected at v when it is not protected at u . ◀

This lemma allows us to store all edges of the Delaunay triangulation by distributing them over their endpoints. At each vertex u , we store:

1. Fully protected edges uv , with two additional bits to denote whether it is extreme, penultimate, or middle at u .
2. Semi-protected edges uv (only protected at u), with one additional bit denoting whether the clockwise or counterclockwise face path is a spanning path to v .

We can label the vertices of $\mathcal{BDG}(V)$ in this way, denoting this augmented graph as a Marked Bounded Degree Graph or $\mathcal{MBDG}(V)$ for short. Pseudocode and its running time analysis can be found in Appendix A.

► **Theorem 13.** *$\mathcal{MBDG}(V)$ stores $O(1)$ words of information at each of its vertices.*

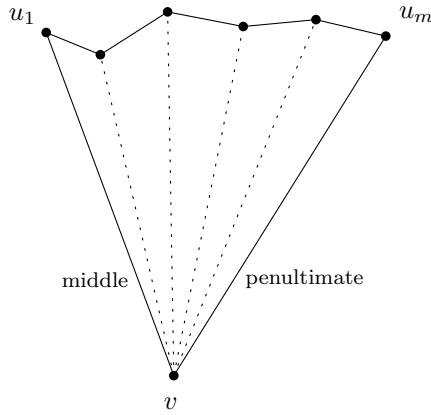
Proof. According to Corollary 8, each vertex in $\mathcal{BDG}(V)$ is incident to at most 5κ (fully and semi) protected edges, where κ is a fixed constant. From the above discussion a vertex may store 2 bits for each incident protected edge in $\mathcal{MBDG}(V)$, which immediately proves the theorem ◀

In the remaining part of Section 3.2 we will focus our attention on routing in $\mathcal{MBDG}(V)$. When we write “an edge is followed” or “walking along a face” or any statement of that sort, this is always done in $\mathcal{MBDG}(V)$ using only the information stored in each vertex unless otherwise stated. At a high level, the routing algorithm on $\mathcal{MBDG}(V)$ works as follows: the simulation searches for a suitable candidate triangle A_i at v_i , possibly taking a walk from v_i along a face to be defined later in order to do so. Once A_i has been found, we will know the locations of v_i, p, q , where p and q are candidate vertices for v_{i+1} , and we can thus use the routing criteria of Bonichon et al.’s routing algorithm [7] to determine whether to route to p or to route to q . Next, we describe how to route on the non-triangular faces of $\mathcal{MBDG}(V)$; the vertices of any such face can always be labelled with v, u_1, \dots, u_m where vu_1 and vu_m are a middle edge and a penultimate edge at v (see Figure 7).

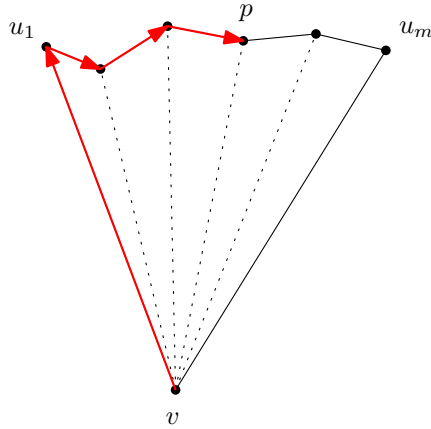
There are two different situations wherein we must route on such faces. The first situation is when we want to move from v to any other vertex (the destination vertex along such a face is undetermined until it is reached); we shall use Unguided Face Walks to ensure a face-route with constant stretch in such a situation. The second situation is when we want to move from any other vertex on this face to v ; we shall use Guided Face Walks to ensure a face-route with constant stretch in such a situation

3.2.1 Unguided Face Walks

Suppose vu_1 and vu_m are a middle edge and a penultimate edge and suppose that vu_1 is the shorter of the two. We want to route from v to any other vertex p on this face. For any such vertex p on this face, we refer to the spanning face path from v to p starting with vu_1 as an Unguided Face Walk from v to p .



■ **Figure 7** A non-triangular face of $\mathcal{MBDG}(V)$. Dotted edges here are unprotected at v .



■ **Figure 8** An Unguided Face Walk from v to p . vu_1 and vu_m are not labeled with “middle” or “penultimate” to emphasize that we can take the shorter of the two.

In the simulation, we use Unguided Face Walks in a way that p is undetermined until it is reached; we will take an Unguided Face Walk from v and test at each vertex along this walk if it satisfies some property, ending the walk if it does. Routing in this manner from v to p can easily be done locally: Suppose vu_1 was counterclockwise to vu_m (see Figure 8). Then, at any intermediate vertex u_i , we take the edge immediately counterclockwise to $u_i u_{i-1}$ ($v = u_0$). The procedure when vu_1 is clockwise to vu_m is analogous.

► **Observation 14.** An Unguided Face Walk needs $O(1)$ memory since at u_i , the previous vertex along the walk u_{i-1} must be stored in order to determine u_{i+1} .

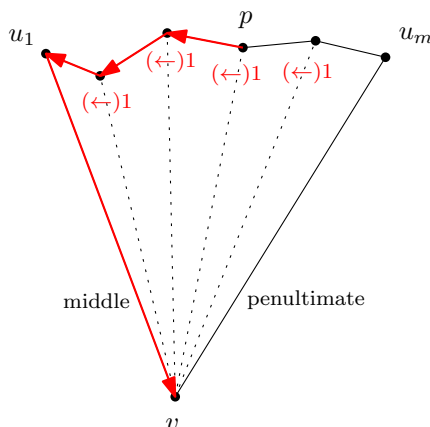
► **Observation 15.** An Unguided Face Walk from v to p has a stretch factor of at most $\max(\pi/2, \pi \sin(\theta/2) + 1)$ as shown in the proof of Theorem 6.

3.2.2 Guided Face Walks

Suppose we want to route from p to v where pv is extreme at p but not protected at v (i.e., it is a semi-protected edge stored at p). Then, pv is a chord of some face determined by vu_1 and vu_m where the former is a middle edge and the latter a penultimate edge. Moreover, recall that we stored a bit with the semi-protected edge pv at p indicating whether to take

the edge clockwise or counterclockwise to reach v . We refer to the face path from p to v following the direction pointed to by these bits as the Guided Face Walk from p to v (see Figure 9). Routing from p to v can now be done as follows:

1. At p , store v in memory.
2. Until v is reached, if there is an edge to v , take it. Otherwise, take the edge pointed to by the bit of the semi-protected edge to v .



■ **Figure 9** A Guided Face Walk from p to v . Vertices at which an edge is semi-protected are labeled with the edge and a bit-direction.

► **Observation 16.** A Guided Face Walk needs $O(1)$ memory since v needs to be stored in memory for the duration of the walk.

► **Observation 17.** A Guided Face Walk from p to v has a stretch factor of at most $\max(\pi/2, \pi \sin(\theta/2) + 1)$ as shown in the proof of Theorem 6.

3.2.3 Simulating the Relaxation of Bonichon et al.'s Routing Algorithm [7]

We are now ready to describe the routing algorithm on $\mathcal{MBDG}(V)$ in more detail. First, we consider finding the first vertex after s . If st is an edge, take it and terminate. Otherwise, at $s = v_0$, we consider all edges protected at s , and let su_1 and su_m be the first such edge encountered in a counterclockwise and clockwise sweep starting from $[st]$ centred at s . There are two subcases.

(I) If both su_1 and su_m are not middle edges at s , then s, u_1, u_m is a Delaunay triangle A_0 . Determine whether to route to u_1 or u_m , using the same criteria used in Bonichon et al.'s routing algorithm [7] (see the beginning of Section 3). If the picked edge is fully protected, we follow it. Otherwise, we take the Guided Face Walk from s to this vertex.

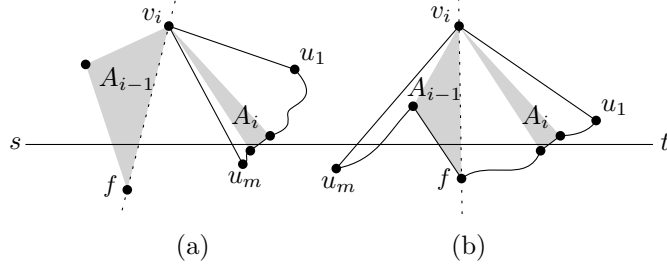
(II) If one of su_1 and su_m is a middle edge at s , the other edge must then be a penultimate edge. Then, $A_0 = s, p, q$ must be contained in the cone with apex s sweeping clockwise from su_1 to su_m . We assume that su_1 is shorter than su_m . Take the Unguided Face Walk from s until some u_i such that $u_i = p$ is above $[st]$ and $u_{i+1} = q$ is below $[st]$. We have now found $A_0 = s, p, q$ and we determine whether to route to p or q , using the same criteria used in Bonichon et al.'s routing algorithm [7] (see the beginning of Section 3).

In both cases, the memory used for the Face Walks is cleared and $A_0 = s, u_1, u_m$ or $A_0 = s, p, q$ is stored as the last triangle used.

Next, we focus on how to simulate a routing step from an arbitrary vertex v_i . Suppose v_i is above $[st]$, and that A_{i-1} is stored in memory. If $v_i t$ is an edge, take it and terminate. Otherwise, let $v_i f$ be the rightmost edge of A_{i-1} that intersects $[st]$, and $\overline{v_i f}$ be its extension to a line. Make a counterclockwise sweep, centred at v_i and starting at $v_i f$, through all edges that are protected at v_i that lie in the halfplane defined by $\overline{v_i f}$ that contains t . Note that this region must have at least one such edge, since otherwise $v_i f$ is a convex hull edge, which cannot be the case since s and t are on opposite sides.

(I) If there is some edge that does not intersect $[st]$ in this sweep, let $v_i u_1$ be the first such edge encountered in the sweep and let $v_i u_m$ be the protected edge immediately clockwise to $v_i u_1$ at v_i . There are two cases to consider.

(I.I) If A_{i-1} is not contained in the cone with apex v_i sweeping clockwise from $v_i u_1$ to $v_i u_m$ (see Figure 10a), simulating a step of the relaxation of Bonichon et al.'s Routing Algorithm [7] is analogous to the method used for the first step: determine if $v_i u_1$ or $v_i u_m$ is a middle edge and use a Guided or Unguided Face Walk to reach the proper vertex of A_i .



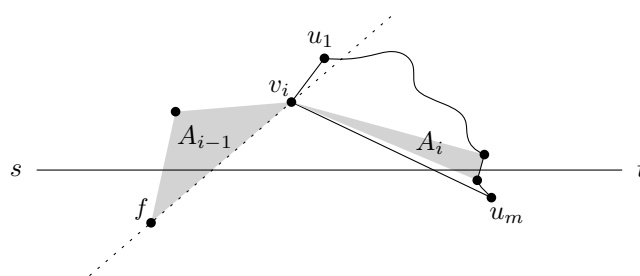
■ **Figure 10** Simulating a step of the relaxation of Bonichon et al.'s routing algorithm [7]: (a) Case I.I, (b) case I.II.

(I.II) If A_{i-1} is contained in the cone with apex v_i sweeping clockwise from $v_i u_1$ to $v_i u_m$ (see Figure 10b), then one of $v_i u_1$ and $v_i u_m$ must be a middle edge and the other a penultimate edge. This must be the case since the edge $v_i f$ is contained in the interior of the cone with apex v_i sweeping clockwise from $v_i u_1$ to $v_i u_m$ and is thus not protected at v_i ; unprotected edges at v_i are always between a middle and a penultimate edge. Then, $A_i = v_i, p, q$ must be contained in the cone with apex v_i sweeping clockwise from $v_i u_1$ to $v_i f$.

We take the Unguided Face Walk, starting from the shorter of $v_i u_1$ and $v_i u_m$. If we start from $v_i u_1$, we stop when we have found some u_i such that $u_i = p$ is above $[st]$ and $u_{i+1} = q$ is below $[st]$, and make the decision to complete the Unguided Face Walk to q or not. If, on the other hand, we start from $v_i u_m$, we stop when we have both passed f in the Unguided Face Walk (to ensure that A_i lies to the right of A_{i-1}) and found some u_{i+1} such that $u_{i+1} = q$ is below $[st]$ and $u_i = p$ is above $[st]$, and make the decision to complete the Unguided Face Walk to p or not.

(II) If all of the edges in the sweep intersect $[st]$ (see Figure 11), let $v_i u_m$ be the last edge encountered in the sweep, and $v_i u_1$ be the protected edge immediately counterclockwise to it, which must be in the halfplane defined by $\overline{v_i f}$ that does not contain t . Note that A_{i-1} cannot be contained in this cone, as that would imply that $\angle(u_1, v_i, u_m) \geq \pi$, making $v_i u_m$ a convex hull edge. Simulating the Delaunay routing algorithm is analogous to the method used for the first step: determine if $v_i u_1$ or $v_i u_m$ is a middle edge and use a Guided or Unguided Face Walk to reach the proper vertex of A_i .

In all cases, we clear the memory and store $A_i = v_i, p, q$ as the previous triangle. The case where v_i lies below $[st]$ is analogous. We obtain the following theorem.



■ **Figure 11** Simulating a step of the relaxation of Bonichon et al.'s routing algorithm [7] (case II).

► **Theorem 18.** *The simulation of the relaxation of Bonichon et al.'s routing algorithm [7] on $MBDG(V)$ is 1-local, has a routing ratio of at most $5.90 \cdot \max(\pi/2, \pi \sin(\theta/2) + 1)$ and uses $O(1)$ memory.*

4 Lightness

In the previous sections we have presented a bounded degree network $MBDG(V)$ with small spanning ratio that allows for local routing. It remains to show how we can prune this graph even further to guarantee that the resulting network $\mathcal{LMBDG}(V)$ also has low weight.

We will describe a pruning algorithm that takes $MBDG(V)$ and returns a graph (Light Marked Bounded Degree Graph) $\mathcal{LMBDG}(V) \subseteq MBDG(V)$, allowing a trade-off between the weight (within a constant times that of the minimum spanning tree of V) and the (still constant) stretch factor. Then, we show how to route on $\mathcal{LMBDG}(V)$ with a constant routing ratio and constant memory.

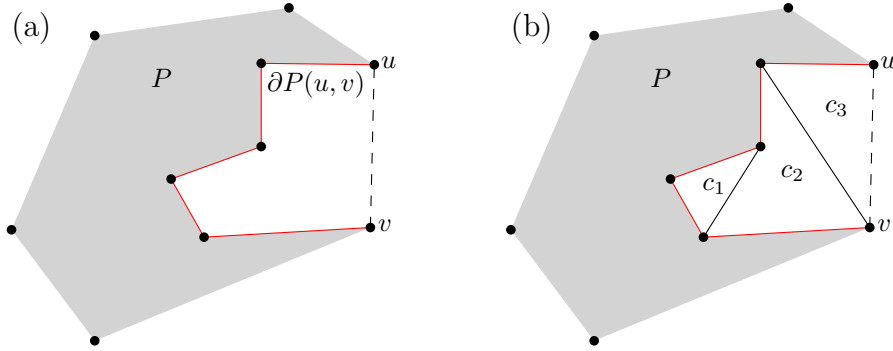
4.1 The Levcopoulos and Lingas Protocol

To bound the weight of $MBDG(V)$, we use the algorithm by Levcopoulos and Lingas [22] with two slight modifications: (1) allow any planar graph as input instead of only Delaunay triangulations, and (2) marking the endpoints of pruned edges to facilitate routing.

At a high level, the algorithm works as follows: Given $MBDG(V)$, we compute its minimum spanning tree and add these edges to $\mathcal{LMBDG}(V)$. We then take an Euler Tour around the minimum spanning tree, treating it as a degenerate polygon P enclosing V . Finally, we start expanding P towards the convex hull $CH(V)$. As edges of $MBDG(V)$ enter the interior of P , we determine whether to add them to $\mathcal{LMBDG}(V)$. This decision depends on a given parameter $r > 0$. If an edge is excluded from $\mathcal{LMBDG}(V)$, we augment its endpoints with information to facilitate routing should that edge be used in the path found on $MBDG(V)$. Once P has expanded into $CH(V)$, we return $\mathcal{LMBDG}(V)$.

To explicate further upon this, let us first acknowledge and differentiate between a few kinds of edges which will play a part in the following discussion:

1. Convex hull edges of $CH(V)$.
2. Boundary edges of the polygon P that encloses V .
3. Included settled edges, which are edges of $MBDG(V)$ in P and included in $\mathcal{LMBDG}(V)$.
4. Excluded settled edges, which are edges of $MBDG(V)$ in P and excluded from $\mathcal{LMBDG}(V)$.
5. Unsettled edges, which are edges of $MBDG(V)$ outside of P and whose inclusion in $\mathcal{LMBDG}(V)$ have not yet been determined.



■ **Figure 12** (a) $\partial P(u, v)$ has a part visible to uv . The dotted edge is a convex hull edge of V . (b) $\partial P(u, v) \cup uv$ is subdivided into k cells. Each gray edge is an edge in $\mathcal{MBDG}(V)$.

Note that while the last three kinds are mutually exclusive, there may be edges which are of more than one kind. For example, a boundary edge of P can coincide with a convex hull edge of $CH(V)$.

4.1.1 How the Polygon Grows

For each iteration of the Levcopoulos and Lingas Protocol, P , a polygon without holes, grows, consuming more area and more edges of $\mathcal{MBDG}(V)$, until it coincides completely with the convex hull $CH(V)$. Let us consider a single iteration of the algorithm.

Consider any edge uv on the convex hull $CH(V)$. If part of the boundary of P coincides with uv , there is nothing to consider. However, if that is not the case, then, among the two paths from u to v along the boundary of P , consider the path $\partial P(u, v)$ which has a part visible to uv (see Figure 12a); that is, there exists a line segment connecting the interior of $\partial P(u, v)$ to the interior of uv that does not intersect the interior of P .

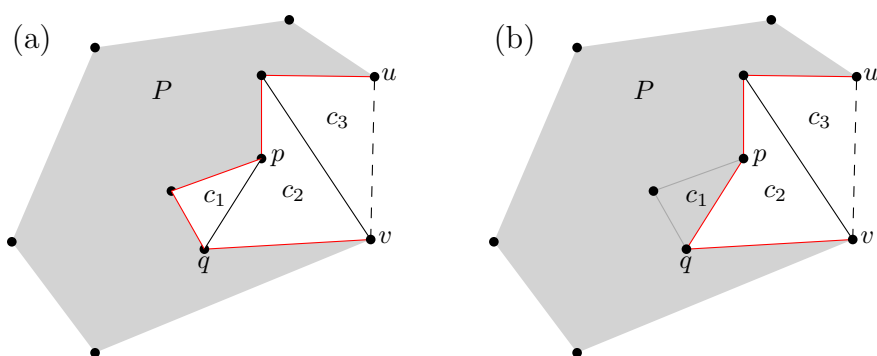
$\partial P(u, v)$ concatenated with uv then forms a closed curve C on the plane that does not intersect the interior of P . C is further subdivided by unsettled edges (non-crossing by planarity), with endpoints between vertices of $\partial P(u, v)$, into cells c_1, \dots, c_k (see Figure 12b).

If there are no unsettled edges, we expand $\partial P(u, v)$ into uv by removing $\partial P(u, v)$ from P and adding uv to P . If, on the other hand, there is at least one unsettled edge, there must be some cell c_i whose entire boundary, minus one unsettled edge pq , coincides with a part of $\partial P(u, v)$ (see Figure 13(a)). Then, we consider the addition of pq into $\mathcal{LMBDG}(V)$, make it a settled edge, and expand P into c_i by removing the subpath from p to q along $\partial P(u, v)$ from P , and adding the edge pq to P (see Figure 13(b)). Since the area of P is increasing, this process must eventually terminate.

4.1.2 Condition for Including an Edge

The decision whether to include an edge in $\mathcal{LMBDG}(V)$ depends on an adjustable parameter $r > 0$, which causes an increase in the stretch factor by a factor of at most $1 + 1/r$ and ensures a weight of at most $(2r + 1)$ times that of $MST(\mathcal{MBDG}(V))$.

All settled edges are assigned a *weight* ≥ 0 , which is the length of a short (but not necessarily shortest) path between their endpoints that uses only the currently included settled edges, which are by definition edges of $\mathcal{LMBDG}(V)$. Initially, $weight(pq) = |pq|$ for all edges pq in the minimum spanning tree of $\mathcal{MBDG}(V)$. Now, when considering whether to



■ **Figure 13** (a) c_1 coincides with part of $\partial P(u, v)$ except its one unsettled edge. c_2 and c_3 are not candidates for expansion. (b) Expansion of P into c_1 .

include the unsettled edge uv into $\mathcal{LMBDG}(V)$, we take the sum S of the *weight* of edges in $\partial P(u, v)$. These edges have been settled and thus have *weight* assigned. If S is greater than $(1 + 1/r) \cdot |uv|$, add uv to $\mathcal{LMBDG}(V)$ and assign it a *weight* of $|uv|$ now that it has been settled. Otherwise, settle uv but exclude it, and assign it a *weight* of S . We can see that S is the length of the path from u to v ; that is, the concatenation of paths between the endpoints of edges in $\partial P(u, v)$.

4.2 Bounds on the Levcopoulos and Lingas Protocol

Given an unsettled edge uv , let $\partial P(u, v)$ be the path along P from u to v such that $\partial P(u, v)$ concatenated with uv forms a closed curve that does not intersect the interior of P . When processing an edge uv , it is added to $\mathcal{LMBDG}(V)$ when the summed weight of the edges of $\partial P(u, v)$ is greater than $(1 + 1/r) \cdot |uv|$. This implies that $\mathcal{LMBDG}(V)$ is a spanner.

► **Theorem 19.** $\mathcal{LMBDG}(V)$ is a $(1 + 1/r)$ -spanner of $\mathcal{MBDG}(V)$ for an adjustable parameter $r > 0$.

► **Theorem 20.** $\mathcal{LMBDG}(V)$ has weight at most $(2r + 1)$ times the weight of the minimum spanning tree of $\mathcal{MBDG}(V)$ for an adjustable parameter $r > 0$.

Proof. Let P be the polygon that encloses V in the above algorithm. Initially P is the degenerate polygon described by the Euler tour of the minimum spanning tree of V in $\mathcal{LMBDG}(V)$. Give each edge e of P , a starting credit of $r|e|$. Denote the sum of credits of edges in P with $\text{credit}(P)$. The sum of $\text{credit}(P)$ and the weight of the initially included settled edges is then $(2r + 1)$ times the weight of the minimum spanning tree of $\mathcal{MBDG}(V)$.

As P is expanded and edges are settled, we adjust the credits in the following manner:

- If an edge uv is added into $\mathcal{LMBDG}(V)$ when settled, we set the credit of the newly added edge uv of P to $\text{credit}(\partial P(u, v)) - |uv|$, and the credit of the edges along $\partial P(u, v)$ to 0.
- If an edge is excluded from $\mathcal{LMBDG}(V)$ when settled, we set the credit of the newly excluded edge uv of P to $\text{credit}(\partial P(u, v))$, and the credit of edges along $\partial P(u, v)$ to 0.

We can see that the sum of $\text{credit}(P)$ and the weights of included settled edges, at any time, is at most $2r + 1$ times the weight of the minimum spanning tree of $\mathcal{MBDG}(V)$ since it strictly drops when adding an edge when it is settled and stays the same when excluding an edge when it is settled.

It now suffices to show that $credit(P)$ is never negative, which we do by showing that for every edge uv of P , at any time, $credit(uv) \geq r \cdot weight(uv) \geq 0$. We do this by induction over the edges in the order they are settled. For the base case, when P is the Euler Tour around the minimum spanning tree of $\mathcal{MBDG}(V)$, we have that $credit(uv) = r \cdot weight(uv)$. For the induction step, let uv be a settled edge. There are two cases:

(I) If uv is added to $\mathcal{LMBDG}(V)$, then $credit(uv)$ equals

$$\begin{aligned} credit(\partial P(u, v)) - |uv| &\geq r \cdot weight(\partial P(u, v)) - |uv| \\ &\geq r(1 + 1/r) |uv| - |uv| \\ &= r \cdot weight(uv). \end{aligned}$$

The first inequality holds from the induction hypothesis, and the second inequality and last equality hold since uv is added to $\mathcal{LMBDG}(V)$.

(II) If uv is not added to $\mathcal{LMBDG}(V)$, then $credit(uv)$ equals

$$credit(\partial P(u, v)) \geq r \cdot weight(\partial P(u, v)) = r \cdot weight(uv).$$

The first inequality holds from the induction hypothesis, and the equality holds since uv was not added.

Since $credit(P)$ is never negative, and the sum of $credit(P)$ and the weights of included settled edges is at most $2r + 1$ times the weight of the minimum spanning tree of $\mathcal{MBDG}(V)$, the theorem follows. ◀

Putting together all the results so far, we get:

► **Theorem 21.** *Given a set V of n points in the plane together with two parameters $0 < \theta < \pi/2$ and $r > 0$, one can compute in $O(n \log n)$ time a planar graph $\mathcal{LMBDG}(V)$ that has degree at most $5 \lceil 2\pi/\theta \rceil$, weight of at most $((2r + 1) \cdot \tau)$ times that of a minimum spanning tree of V , and is a $((1 + 1/r) \cdot \tau)$ -spanner of V , where $\tau = 1.998 \cdot \max(\pi/2, \pi \sin(\theta/2) + 1)$.*

Proof. Let us start with the running time. The algorithm by Levcopoulos and Lingas (Lemma 3.3 in [22]) can be implemented in linear time and, according to Corollary 8, $\mathcal{BDG}(V)$ can be constructed in $O(n \log n)$ time, hence, $O(n \log n)$ in total.

The degree bound and planarity follow immediately from the fact that $\mathcal{LMBDG}(V)$ is a subgraph of $\mathcal{MBDG}(V)$, and the bound on the stretch factor follows from Theorem 19 and Corollary 8.

It only remains to bound the weight. Callahan and Kosaraju [12] showed that the weight of a minimum spanning tree of a Euclidean graph $G(V)$ is at most t times that of the weight of $MST(V)$ whenever G is a t -spanner on V . Since $\mathcal{MBDG}(V)$ is a τ -spanner on V by Corollary 8, $\mathcal{LMBDG}(V)$ has weight of at most $((2r + 1) \cdot \tau)$ times that of the minimum spanning tree of V by Theorem 20. This concludes the proof of the theorem. ◀

Finally, we prove that $\mathcal{LMBDG}(V)$ has short paths between the ends of pruned edges.

► **Theorem 22.** *Let uv be an excluded settled edge. There is a face path in $\mathcal{LMBDG}(V)$ from u to v of length at most $(1 + 1/r) \cdot |uv|$.*

Proof. If uv is the first excluded settled edge processed by the Levcopoulos-Lingas algorithm, then all edges of $\partial P(u, v)$ must be included in $\mathcal{LMBDG}(V)$. By planarity, no edge will be added into the interior of the cycle consisting of uv and $\partial P(u, v)$ once uv is settled, and thus uv will be a chord on the face in $\mathcal{LMBDG}(V)$ that coincides with $\partial P(u, v)$. Thus, $\partial P(u, v)$ is a face path in $\mathcal{LMBDG}(V)$ from u to v with a length of at most $weight(uv) \leq (1 + 1/r) \cdot |uv|$.

Otherwise, if uv is an arbitrary excluded edge, then some edges of $\partial P(u, v)$ may be excluded settled edges. If none are excluded, then $\partial P(u, v)$ is again a face path with length at most $\text{weight}(uv)$. However, if some edges are excluded, then, by induction, for each excluded edge pq along $\partial P(u, v)$, there is a face path in $\mathcal{LMBDG}(V)$ from p to q with a length of $\text{weight}(pq) \leq (1 + 1/r) \cdot |pq|$. Replacing all such pq in $\partial P(u, v)$ by their face paths, and since no edge will be added into the interior of the cycle consisting of uv and $\partial P(u, v)$ once uv is settled, $\partial P(u, v)$ with its excluded edges replaced by their face paths is a face path in $\mathcal{LMBDG}(V)$ from u to v with a length of $\text{weight}(uv) \leq (1 + 1/r) \cdot |uv|$. ◀

Remark: The remainder of this section is not required to proceed, but it is worth mentioning this curious phenomenon. We can say something even stronger about the weight if θ is small. When $\theta \leq \pi/3$, the weight of $\mathcal{LMBDG}(V)$ can be bounded to be no more than $(2r + 1)$ times that of a minimum spanning tree on V .

► **Lemma 23.** *If uv_1 and uv_2 are edges in a minimum spanning tree of V then $\angle(v_1, u, v_2) \geq \pi/3$.*

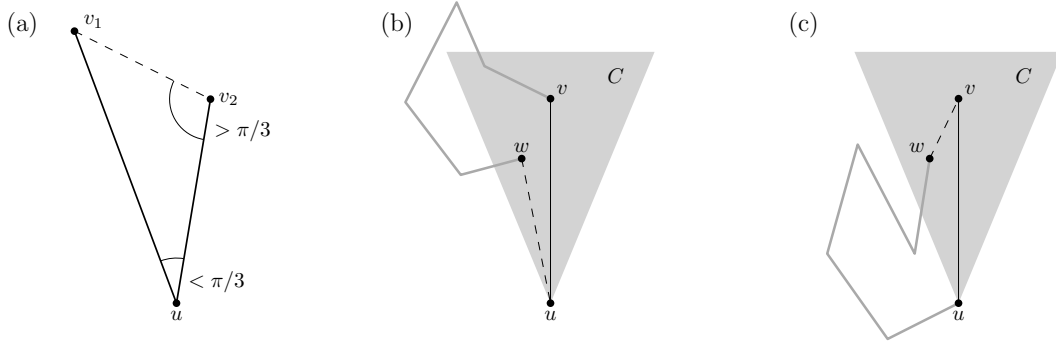
Proof. Refer to Figure 14(a). Let uv_1 and uv_2 be edges in a minimum spanning tree of V . Suppose for a contradiction that $\angle(v_1, u, v_2) < \pi/3$. Then, without loss of generality, we can say that $\angle(u, v_1, v_2) > \pi/3$. Since $\angle(v_1, u, v_2) < \pi/3$ and $\angle(u, v_1, v_2) > \pi/3$, we deduce that $|v_1v_2| < |uv_2|$. We can therefore replace uv_2 with v_1v_2 to get a lighter spanning tree, contradicting the minimality of the tree. Therefore, it must be that $\angle(v_1, u, v_2) \geq \pi/3$. ◀

► **Lemma 24.** *Fix a minimum spanning tree on V . Let C be a cone with apex u and angle measure less than $\pi/3$. If uv is a minimum spanning tree edge contained in C , and if there is a $w \in V \cap C$ such that $|uw| \leq |uv|$, then we can replace uv with uw to get another minimum spanning tree.*

Proof. Fix a minimum spanning tree on V . Let C be a cone with apex u and angle measure less than $\pi/3$, and let uv be a minimum spanning tree edge contained in C . Suppose there is a $w \in V \cap C$ such that $|uw| \leq |uv|$. We consider two cases separately. In the first case, when the path in the minimum spanning tree from v to w does not go through u (see Figure 14(b)), we can replace uv with uw to get a spanning tree no heavier. In the second case, when the path in the minimum spanning tree from v to w goes through u (see Figure 14(c)), we can replace uv with vw to get a lighter spanning tree. This is a contradiction to the minimality of the spanning tree and is thus an impossible case. Since we can fix up the first case, and the second is impossible, we have shown how that we can replace uv with uw to get another minimum spanning tree. ◀

► **Theorem 25.** *If $\theta < \pi/3$, a minimum spanning tree of V is contained in $\mathcal{MBDG}(V)$.*

Proof. It is a known fact that the Delaunay triangulation $\mathcal{DT}(V)$ contains a minimum spanning tree of V (see [3]). Fix a minimum spanning tree of $\mathcal{DT}(V)$. Suppose uv is a minimum spanning tree edge that is not in $\mathcal{MBDG}(V)$. It is therefore not fully protected. Without loss of generality, say it is not protected at u . Look at the cone $C \in \mathcal{C}_{u, \kappa}$ that contains uv . Let um be the middle edge in C . Since the angle measure of C is less than $\pi/3$, and by the definition of the middle edge which says $|um| \leq |uv|$, we can replace uv with um by Lemma 24 to get another minimum spanning tree. Since the angle measure of C is less than $\pi/3$, there can only be one such edge uv in C that needs replacement, by Lemma 23. This says that we are replacing at most one minimum spanning tree edge with um , to get another minimum spanning tree. Repeating this process for all minimum spanning tree edges



■ **Figure 14** (a) We can replace uv_2 with v_1v_2 to get a lighter tree. (b) We can replace uv with uw to get a tree no heavier. (c) We can replace uv with vw to get a lighter tree.

that are not fully protected, we will trade a set of $k \geq 0$ distinct minimum spanning tree edges that are not fully protected with k distinct middle edges to get another minimum spanning tree; one that is contained in $\mathcal{MBDG}(V)$. ◀

► **Corollary 26.** *If $\theta < \pi/3$, $\mathcal{LMBDG}(V)$ has a weight no more than $2r + 1$ times that of a minimum spanning tree of V .*

Proof. This follows immediately from Theorem 25. ◀

5 Routing on the Light Graph

In order to route on $\mathcal{LMBDG}(V)$, we store edge-data at each of its endpoints when it is excluded. Specifically, let uv be some excluded edge; at u (and v) we store uv , along with one bit to indicate whether the starting edge of the $(1 + 1/r)$ -path is the edge clockwise or counterclockwise to uv .

► **Observation 27.** $\mathcal{LMBDG}(V)$ stores $O(1)$ words of information at each vertex.

To route on $\mathcal{LMBDG}(V)$, we simulate the routing algorithm on $\mathcal{MBDG}(V)$. When this algorithm would follow an excluded edge uv at u , we store v and the orientation of the face path from uv at u in memory. Then, until v is reached, take the edge that is clockwise or counterclockwise to the edge arrived from, in accordance with the orientation stored. Once v is reached, we proceed with the next step of the routing algorithm on $\mathcal{MBDG}(V)$.

Note that bounding the weight in this manner only requires the input graph to be planar. It transforms the pruned edges into $O(d)$ information at each vertex, where d is the degree of the input graph; in our case d is a constant. The scheme of simulating a particular routing algorithm and switching to a face routing mode when needed can then be applied to the resulting graph.

► **Theorem 28.** *The routing algorithm on $\mathcal{LMBDG}(V)$ is 1-local, has a routing ratio of $5.90(1 + 1/r) \max(\pi/2, \pi \sin(\theta/2) + 1)$ and uses $O(1)$ memory.*

Proof. The 1-locality follows by construction. The routing ratio follows from Theorem 18. Finally, the memory bound follows from the fact that while routing along a face path to get across a pruned edge, no such subpaths can be encountered. Thus, the only additional memory needed at any point in time is a constant amount to navigate a single face path. ◀

6 Conclusion

We showed how to construct and route locally on a bounded-degree lightweight spanner. In order to do this, we simulate a relaxation of Bonichon et al.’s routing algorithm [7] on Delaunay triangulations. A natural question is whether our routing algorithm can be improved by using the improved Delaunay routing algorithm by Bonichon et al. [6]. Unfortunately, this is not obvious: when applying the improved algorithm on our graph, we noticed that the algorithm can revisit vertices. While this may not be a problem, it implies that the routing ratio proof from [6] needs to be modified in a non-trivial way and thus we leave this as future work.

References

- 1 Ingo Althöfer, Gautam Das, David P. Dobkin, Deborah Joseph, and José Soares. On sparse spanners of weighted graphs. *Discrete & Computational Geometry*, 9:81–100, 1993.
- 2 Patrizio Angelini, Fabrizio Frati, and Luca Grilli. An algorithm to construct greedy drawings of triangulations. *Journal of Graph Algorithms and Applications*, 14(1):19–51, 2010.
- 3 Mark de Berg, Otfried Cheong, Marc van Kreveld, and Mark Overmars. *Computational Geometry: Algorithms and Applications*. Springer-Verlag, 2008.
- 4 Ahmad Biniaz, Prosenjit Bose, Jean-Lou De Carufel, Cyril Gavoille, Anil Maheshwari, and Michiel H. M. Smid. Towards plane spanners of degree 3. *Journal on Computational Geometry*, 8(1):11–31, 2017.
- 5 Nicolas Bonichon, Prosenjit Bose, Paz Carmi, Irina Kostitsyna, Anna Lubiw, and Sander Verdonschot. Gabriel triangulations and angle-monotone graphs: Local routing and recognition. In *International Symposium on Graph Drawing and Network Visualization (GD)*, volume 9801 of *Lecture Notes in Computer Science (LNCS)*, pages 519–531, 2016.
- 6 Nicolas Bonichon, Prosenjit Bose, Jean-Lou De Carufel, Vincent Despré, Darryl Hill, and Michiel Smid. Improved routing on the Delaunay triangulation. In *Proceedings of the 26th Annual European Symposium on Algorithms (ESA)*, volume 112 of *Leibniz International Proceedings in Informatics (LIPIcs)*, pages 22:1–22:13, 2018.
- 7 Nicolas Bonichon, Prosenjit Bose, Jean-Lou De Carufel, Ljubomir Perković, and André Van Renssen. Upper and lower bounds for online routing on Delaunay triangulations. *Discrete & Computational Geometry*, 58(2):482–504, 2017.
- 8 Nicolas Bonichon, Iyad Kanj, Ljubomir Perković, and Ge Xia. There are plane spanners of degree 4 and moderate stretch factor. *Discrete & Computational Geometry*, 53(3):514–546, 2015.
- 9 Glencora Borradaile, Hung Le, and Christian Wulff-Nilsen. Greedy spanners are optimal in doubling metrics. In *Proceedings of the 30th Annual ACM-SIAM Symposium on Discrete Algorithms (SODA)*, pages 2371–2379. SIAM, 2019.
- 10 Prosenjit Bose, Rolf Fagerberg, André van Renssen, and Sander Verdonschot. Optimal local routing on Delaunay triangulations defined by empty equilateral triangles. *SIAM Journal on Computing*, 44(6):1626–1649, 2015.
- 11 Prosenjit Bose and Pat Morin. Online routing in triangulations. *SIAM Journal on Computing*, 33(4):937–951, 2004.
- 12 Paul B. Callahan and S. Rao Kosaraju. Faster algorithms for some geometric graph problems in higher dimensions. In *Proceedings of the 4th ACM-SIAM Symposium on Discrete Algorithms (SODA)*, pages 291–300, 1993.
- 13 Gautam Das, Paul J. Heffernan, and Giri Narasimhan. Optimally sparse spanners in 3-dimensional Euclidean space. In *Proceedings of the 9th Symposium on Computational Geometry*, pages 53–62. ACM, 1993.

- 14 Gautam Das, Giri Narasimhan, and Jeffrey S. Salowe. A new way to weigh malnourished Euclidean graphs. In *Proceedings of the 6th Annual ACM-SIAM Symposium on Discrete Algorithms (SODA)*, pages 215–222. ACM-SIAM, 1995.
- 15 Raghavan Dhandapani. Greedy drawings of triangulations. *Discrete & Computational Geometry*, 43(2):375–392, 2010.
- 16 Edgar W. Dijkstra. A note on two problems in connexion with graphs. *Numerische Mathematik*, 1:269–271, 1959.
- 17 David P. Dobkin, Steven J. Friedman, and Kenneth J. Supowit. Delaunay graphs are almost as good as complete graphs. *Discrete & Computational Geometry*, 5:399–407, 1990.
- 18 Adrian Dumitrescu and Anirban Ghosh. Lower bounds on the dilation of plane spanners. *International Journal of Computational Geometry & Applications*, 26(02):89–110, 2016.
- 19 Arnold Filtser and Shay Solomon. The greedy spanner is existentially optimal. *SIAM Journal on Computing*, 49(2):429–447, 2020.
- 20 Lee-Ad Gottlieb. A light metric spanner. In *IEEE 56th Annual Symposium on Foundations of Computer Science (FOCS)*, pages 759–772. IEEE, 2015.
- 21 Iyad A. Kanj, Ljubomir Perkovic, and Duru Türkoglu. Degree four plane spanners: Simpler and better. *Journal of Computational Geometry*, 8(2):3–31, 2017.
- 22 Christos Levcopoulos and Andrzej Lingas. There are planar graphs almost as good as the complete graphs and almost as cheap as minimum spanning trees. *Algorithmica*, 8(1-6):251–256, 1992.
- 23 Xiang-Yang Li and Yu Wang. Efficient construction of low weight bounded degree planar spanner. In *Proceedings of the 9th Annual International Computing and Combinatorics Conference (COCOON)*, volume 2697 of *Lecture Notes in Computer Science (LNCS)*, pages 374–384, 2003.
- 24 Giri Narasimhan and Michiel Smid. *Geometric spanner networks*. Cambridge University Press, 2007.
- 25 Ge Xia. The stretch factor of the Delaunay triangulation is less than 1.998. *SIAM Journal on Computing*, 42(4):1620–1659, 2013.

A Algorithmic Construction of $\mathcal{MBDG}(V)$

We state a modification to the construction of $\mathcal{BDG}(V)$ to construction of $\mathcal{MBDG}(V)$. Added lines to the former construction have been inserted at lines 20, 21, 22 and coloured red.

Algorithm 2 $\mathcal{MBDG}(V)$

Require: V

Require: $0 < \theta < \pi/2$

```

1:  $E \leftarrow \{\}$ 
2:  $\mathcal{DT} \leftarrow \mathcal{DT}(V)$ 
3: for  $u \in V$  do
4:   Compute  $\mathcal{C}_{u,\kappa}$ , where  $\kappa = \lceil 2\pi/\theta \rceil$ .
5: for  $u \in V$  do
6:   for  $uv \in E(\mathcal{DT})$  do
7:     Bucket  $uv$  into  $C \in \mathcal{C}_{u,\kappa}$ .
8: for  $u \in V$  do
9:   for  $C \in \mathcal{C}_{u,\kappa}$  do
10:    Reset values of  $e_1, e_2, p_1, p_2, m$ .
11:    for  $e$  bucketed into  $C$  do
12:       $e_1 \leftarrow \arg \min_{\text{angle}}(e_1, e)$ 
13:       $e_2 \leftarrow \arg \max_{\text{angle}}(e_2, e)$ 
14:    for  $e$  bucketed into  $C \setminus \{e_1, e_2\}$  do
15:       $p_1 \leftarrow \arg \min_{\text{angle}}(p_1, e)$ 
16:       $p_2 \leftarrow \arg \max_{\text{angle}}(p_2, e)$ 
17:    for  $e$  bucketed into  $C \setminus \{e_1, e_2, p_1, p_2\}$  do
18:       $m \leftarrow \arg \min_{\text{length}}(m, e)$ 
19:    Mark  $e_1, e_2, p_1, p_2, m$ , if their values are set, as protected by  $u$ .
20:    for  $uv$  bucketed into  $C \setminus \{e_1, e_2, p_1, p_2, m\}$  do
21:      Store  $uv$  at  $v$  as a semi-protected edge, marked with 1 if it's to the right of  $m$ ,
      and 0 otherwise.
22:    Mark  $e_1, e_2, p_1, p_2, m$  as extreme, penultimate, or middle at  $u$ , if their values are
      set.
23: for  $uv \in E(\mathcal{DT})$  do
24:   if  $uv$  marked as protected by both endpoints then
25:      $E = E \cup \{uv\}$ .
return  $(V, E)$ .
```

► **Theorem 29.** $\mathcal{MBDG}(V)$ takes $O(n \log n)$ time to construct. $\mathcal{MBDG}(V)$ takes $O(n)$ time to construct if the input is a Delaunay triangulation $\mathcal{DT}(V)$ on V .

Proof. The running time of the loop at line 8 remains unchanged; it is $O(n)$ since there are a linear number of edges, each looked at at most eight times (four times per endpoint). For the same reasons that justify the construction time of $\mathcal{BDG}(V)$, we can then conclude that $\mathcal{MBDG}(V)$ takes $O(n \log n)$ time to construct and $\mathcal{MBDG}(V)$ takes $O(n)$ time to construct if the input is a Delaunay triangulation $\mathcal{DT}(V)$ on V . ◀