

Does SLOPE outperform bridge regression?

Shuaiwen Wang¹, Haolei Weng², and Arian Maleki¹

¹Department of Statistics, Columbia University

²Department of Statistics and Probability, Michigan State University

Abstract

A recently proposed SLOPE estimator (Bogdan et al., 2015) has been shown to adaptively achieve the minimax ℓ_2 estimation rate under high-dimensional sparse linear regression models (Su et al., 2016). Such minimax optimality holds in the regime where the sparsity level k , sample size n , and dimension p satisfy $k/p \rightarrow 0, k \log p/n \rightarrow 0$. In this paper, we characterize the estimation error of SLOPE under the complementary regime where both k and n scale linearly with p , and provide new insights into the performance of SLOPE estimators. We first derive a concentration inequality for the finite sample mean square error (MSE) of SLOPE. The quantity that MSE concentrates around takes a complicated and implicit form. With delicate analysis of the quantity, we prove that among all SLOPE estimators, LASSO is optimal for estimating k -sparse parameter vectors that do not have tied non-zero components in the low noise scenario. On the other hand, in the large noise scenario, the family of SLOPE estimators are sub-optimal compared with bridge regression such as the Ridge estimator.

Key words: Concentration inequality, LASSO, mean square error, noise sensitivity, Ridge, SLOPE

1 Introduction

In high-dimensional statistics, one of the most fundamental problems is the estimation of k -sparse parameter vector $\mathbf{x} \in \mathbb{R}^p$ in the linear regression model:

$$\mathbf{y} = \mathbf{A}\mathbf{x} + \mathbf{z}, \quad (1)$$

where $\mathbf{A} \in \mathbb{R}^{n \times p}$ is the design matrix, $\mathbf{y} \in \mathbb{R}^n$ is the response vector, and $\mathbf{z} \in \mathbb{R}^n$ is the noise vector of independent entries with variance σ_z^2 . It has been established that the minimax rate for estimating \mathbf{x} over the class of k -sparse parameters is $(k/n) \log(p/k)$ (Ye and Zhang, 2010; Raskutti et al., 2011; Verzelen et al., 2012). Several ℓ_1 based methods such as the LASSO and the Dantzig selector were proved to obtain the rate $(k/n) \log p$ (Candes and Tao, 2004; Bickel et al., 2009; Negahban et al., 2012). However, it was largely unknown whether there exists a computationally feasible approach to adaptively achieve the optimal minimax rate $(k/n) \log(p/k)$ until recent years. There has been considerable progress since Bogdan et al. (2015) introduced the *sorted- ℓ_1 penalized estimator (SLOPE)*, defined as

$$\hat{\mathbf{x}} \in \arg \min_{\mathbf{x}} \frac{1}{2} \|\mathbf{y} - \mathbf{A}\mathbf{x}\|_2^2 + \sum_{i=1}^p \lambda_i |\mathbf{x}|_{(i)}, \quad (2)$$

where $\lambda_1 \geq \lambda_2 \geq \dots \geq \lambda_p \geq 0$ is a sequence of nonincreasing weights, and $|\mathbf{x}|_{(i)}$ denotes the i^{th} largest value of $\{|x_i|\}_{i=1}^p$. The regularization term $\sum_{i=1}^p \lambda_i |\mathbf{x}|_{(i)}$, as a function of \mathbf{x} , is a norm in \mathbb{R}^p (Bogdan et al., 2015).

Hence (2) is a convex optimization problem and can be solved in polynomial time. SLOPE was originally proposed to control *false discovery rate (FDR)* in the problems of multiple testing and variable selection. Shortly thereafter, [Su et al. \(2016\)](#) proved that for the Gaussian random design \mathbf{A} with $A_{ij} \stackrel{i.i.d.}{\sim} \mathcal{N}(0, \frac{1}{n})$, with the choice $\lambda_i = \sigma_z \cdot \Phi^{-1}(1 - (iq)/(2p))$ where $\Phi(\cdot)$ is the cdf of a standard normal and $0 < q < 1$ is a fixed constant, SLOPE attains the minimax estimation rate $(k/n) \log(p/k)$ in the asymptotic regime $k/p \rightarrow 0, k \log p/n \rightarrow 0$. The same result was extended to designs with independent sub-Gaussian entries in [Lecué et al. \(2018\)](#). The recent work ([Bellec et al., 2018](#)) further showed that SLOPE continues to achieve the optimal rate for more general designs satisfying a restricted eigenvalue type condition. The authors also proved that the rate of LASSO can be improved to $k/n \log(p/k)$ with tuning parameter of order $\sqrt{\log(p/k)/n}$ ¹. According to the aforementioned results, both LASSO (optimally tuned) and SLOPE (with appropriately chosen $\{\lambda_i\}$) attain the optimal rate. The question then arises as to which one of the two estimators is better. We note that LASSO is a special case of SLOPE by choosing $\lambda_i = \lambda$ ($i = 1, \dots, p$). Thus, the question can be generally formulated as the comparison of different SLOPE estimators. This problem is not only theoretically appealing, but can provide helpful guidance for practitioners to pick the right method.

In this paper, we address the above question by providing a refined analysis of the mean square error (MSE) of SLOPE. Rather than order-wise results, the comparison of rate optimal estimators requires a sharp characterization of MSE. We will derive the (asymptotically) exact expression of MSE, and evaluate the expression for different SLOPE estimators. Along this line, we further leverage the high-dimensional asymptotic results of bridge regression estimators ([Wang et al., 2017](#)) for the comparison to shed more light on the performance of SLOPE. Our main contributions can be summarized in the following:

1. We provide concentration inequalities for the finite-sample MSE of SLOPE estimators under different scenarios. The quantity that MSE concentrates around is characterized by a system of non-linear equations.
2. We characterize the phase transition and low noise sensitivity of SLOPE. The results show that LASSO has the optimal phase transition and low noise sensitivity performance among all the SLOPE estimators, for the estimation of sparse signals without tied non-zero components.
3. We prove that in the large noise setting, all the SLOPE estimators are outperformed by a family of bridge regression estimators such as the Ridge regression.

Related Works. To obtain precise error characterization, we focus on the high-dimensional regime where both the sparsity k and sample size n scale linearly with the dimension p . This asymptotic framework evolved in a series of papers by Donoho and Tanner ([Donoho, 2006a](#); [Donoho and Tanner, 2005a,b](#); [Donoho, 2006b](#)) to characterize the phase transition curve for LASSO and some of its variants. Since then several analytical tools have been developed and adopted to study different problems under this asymptotic setting. Examples include message passing analysis ([Donoho et al., 2009, 2011](#); [Bayati and Montanari, 2011a,b](#); [Zheng et al., 2017](#); [Weng et al., 2018](#)), convex Gaussian min-max theorem ([Stojnic, 2009, 2013](#); [Thrampoulidis et al., 2015, 2018](#); [Dhifallah et al., 2017](#)), and leave-one-out analysis ([Lei et al., 2018](#); [Wang et al., 2018a,b](#); [Sur et al., 2017](#)).

In this paper, we will use convex Gaussian min-max theorem (CGMT) to help with the derivation of concentration inequality. CGMT has been developed in [Thrampoulidis et al. \(2018\)](#) to obtain asymptotic expression of MSE for a large class of regularized estimators. However, due to the non-separability of the SLOPE penalty,

¹This requires the knowledge of the sparsity k . When k is unknown, the paper proposed an adaptive method for LASSO to achieve the same rate.

it requires potentially strong assumption on the weight sequence $\{\lambda_i\}_{i=1}^p$ to derive the asymptotic expression for its MSE. Our concentration inequality provides a more quantitative way to evaluate MSE, requires weaker assumptions on $\{\lambda_i\}_{i=1}^p$ and covers the limiting result as a simple corollary. We should also mention that noise sensitivity analysis has been performed for some other regularized estimators such as bridge regression (Donoho et al., 2011; Wang et al., 2017; Zheng et al., 2017; Weng et al., 2018; Weng and Maleki, 2019). Given the fact that the regularization term in SLOPE is non-separable, the analysis for SLOPE is much more subtle.

While we were preparing our paper, we became aware of three recent works (Hu and Lu, 2019; Celentano, 2019; Bu et al., 2019) that are relevant to the study of SLOPE. However, there are substantial differences between the contributions of these papers and ours. The work by Hu and Lu studied SLOPE under a similar high-dimensional regime. Nevertheless, Hu and Lu (2019) assumed more restrictive assumptions on $\{\lambda_i\}_{i=1}^p$ and derived the asymptotic limit of MSE, while we obtain the finite-sample concentration inequality for MSE. More importantly, the main focus of Hu and Lu (2019) is on a practical algorithm that aims to search for the optimal SLOPE estimator. In contrast, our work provides an analytical comparison for different SLOPE estimators, and reveals the optimal SLOPE estimator under different noise levels. Celentano (2019) derived a finite-sample concentration inequality for symmetrically penalized least squares including SLOPE. The concentration is measured under the Wasserstein distance for the empirical joint distribution of the estimator and the truth. There is no definite conclusion whether the concentration result in Celentano (2019) is stronger or weaker than ours, because the constants appearing in these concentration inequalities exhibit different dependence on the model parameters and are not directly comparable. Moreover, the key issue addressed in Celentano (2019) is the role of non-separability of the penalty for adaptive estimation, while we provide an answer to the noise sensitivity performance of different SLOPE estimators. Bu et al. (2019) developed an asymptotically exact characterization of the SLOPE estimator via the framework of approximate message passing (AMP). The performance is measured under a pseudo-Lipschitz loss function between the estimator and the truth, including MSE as a special example. However, the main result of Bu et al. (2019) is the derivation and characterization of an iterative AMP algorithm that provably (asymptotically) converges to the SLOPE solution. On the contrary, our work first provides a finite-sample concentration for the MSE of SLOPE, and proceeds with delicate noise sensitivity analysis.

Notations. Throughout the paper, we use bold and regular letters for vectors and scalars, respectively. For a given vector $\mathbf{v} = (v_1, \dots, v_p) \in \mathbb{R}^p$, $|\mathbf{v}|_{(i)}$ denotes the i^{th} largest value of $\{|v_i|\}_{i=1}^p$ and $\mathbf{v}_{[i:j]}$ denotes the sub-vector of \mathbf{v} with components (v_i, \dots, v_j) . Further $\|\mathbf{v}\|_0 = \sum_i |v_i|^0$, $\|\mathbf{v}\|_2 = \sqrt{\sum_i v_i^2}$, and $\|\mathbf{v}\|_\infty = \max_i |v_i|$. We use $\|\mathbf{v}\|_\lambda$ to denote the sorted ℓ_1 norm $\sum_i \lambda_i |\mathbf{v}|_{(i)}$. When \mathbf{v} is random, $\|\mathbf{v}\|_{\mathcal{L}_2} := \frac{1}{\sqrt{p}} [\mathbb{E}\|\mathbf{v}\|_2^2]^{\frac{1}{2}}$ denotes the averaged expected ℓ_2 norm. For a matrix $\mathbf{A} \in \mathbb{R}^{p \times p}$, $\|\mathbf{A}\|_2$ is its spectral norm. With two vectors $\mathbf{v}_1, \mathbf{v}_2$, we use $\langle \mathbf{v}_1, \mathbf{v}_2 \rangle$ and $\mathbf{v}_1^\top \mathbf{v}_2$ exchangeably for their inner product. For a function f , $\|f\|_{\text{Lip}}$ denotes its Lipschitz norm. $\Phi(\cdot)$ and $\phi(\cdot)$ are the cdf and pdf of a standard normal respectively, and $\Phi^{-1}(\cdot)$ is the inverse function of $\Phi(\cdot)$. We denote $a_n = \Omega(b_n)$ when $b_n = O(a_n)$, and $a_n = \Theta(b_n)$ if and only if $a_n = \Omega(b_n)$ and $a_n = O(b_n)$. We use \lesssim and \gtrsim to denote less than and greater than up to an absolute constant. The notation $\text{Poly}(\cdot)$ denotes a polynomial in terms of its input argument. Furthermore, if the notation Poly has more than one input argument, then it denotes a polynomial in terms of all variables. For instance, $\text{Poly}(x, y, z) = \sum_{0 \leq a, b, c \leq \nu} x^a y^b z^c$ (up to some order ν).

The remainder of the paper is organized as follows. Section 2 discusses in details our main contributions. Section 3 presents some numerical studies to validate our theoretical results and explore possible generalizations. We conclude the paper with a discussion in Section 4, and relegate all the proofs to Section 5.

2 Main Results

In this section, we present our main results. We will show a concentration inequality for the MSE of SLOPE estimator in Section 2.1. In Section 2.2, we perform the noise sensitivity analysis of SLOPE, and provide a detailed comparison with the standard bridge estimators. Before delving into the details, we first clarify the setup of our study. In this work, we consider the following linear model:

$$\mathbf{y} = \mathbf{A}\mathbf{x} + \mathbf{z}, \quad (3)$$

where $\mathbf{A} \in \mathbb{R}^{n \times p}$ is the design matrix, $\mathbf{y} \in \mathbb{R}^n$ is the response vector, $\mathbf{x} \in \mathbb{R}^p$ is the unknown k -sparse coefficient vector that we want to estimate, and $\mathbf{z} \in \mathbb{R}^n$ denotes the noise. We study the family of SLOPE estimators given by

$$\hat{\mathbf{x}}(\gamma) \in \arg \min_{\mathbf{x}} \frac{1}{2} \|\mathbf{y} - \mathbf{A}\mathbf{x}\|_2^2 + \gamma \|\mathbf{x}\|_{\boldsymbol{\lambda}}, \quad (4)$$

where $\gamma > 0$ is a regularization parameter. Note that for notational simplicity, we have suppressed $\boldsymbol{\lambda}$ in $\hat{\mathbf{x}}(\gamma)$. Given a weight vector $\boldsymbol{\lambda} \in \mathbb{R}^p$, (4) defines a SLOPE estimator. We observe that setting $\lambda_1 = \dots = \lambda_p = 1$ in (4) yields the LASSO estimator. In our analysis of the SLOPE estimators, we make the following assumptions. Once we mention all the assumptions, we will provide a detailed discussion of why each assumption has been made.

Assumption 1 (Linear scaling). $\|\mathbf{x}\|_0 = k > 0$. Furthermore, there exist $\kappa_1, \kappa_2, \kappa_3 > 0$, such that

$$\begin{aligned} \kappa_1 &\leq \frac{n}{p} = \delta < \kappa_2, \\ \kappa_3 &\leq \frac{k}{p} = \epsilon < \delta. \end{aligned}$$

Assumption 2 (IID Gaussian design). $A_{ij} \stackrel{i.i.d.}{\sim} \mathcal{N}(0, \frac{1}{n})$.

Assumption 3 (Noise distribution). z_i 's are i.i.d. sub-Gaussian with $\mathbb{E}z_i = 0$, $\text{Var}(z_i) = \sigma_z^2$. Furthermore, there exists $\kappa_4 > 0$, such that $\|z_i\|_{\psi_2} \leq \sigma_z \kappa_4$.²

Assumption 4 (Bounded signal). There exist $\kappa_5, \kappa_6 > 0$ such that $\kappa_5 \leq \frac{\|\mathbf{x}\|_2}{\sqrt{p}} \leq \|\mathbf{x}\|_{\infty} \leq \kappa_6$.

Assumption 5 (Reasonable weights). $\lambda_1 \leq 1$, $\frac{\|\boldsymbol{\lambda}\|_2}{p} \geq \kappa_7$, for some $\kappa_7 > 0$.

Before we proceed to our main results, let us discuss these assumptions.

Assumption 1 specifies the high-dimensional regime that our analysis will focus on. As we discussed in the last section, the usefulness of this regime has led many researchers to adopt this framework (Donoho et al., 2009; Bayati and Montanari, 2011b; Weng et al., 2018; Stojnic, 2009, 2013; Thrampoulidis et al., 2015, 2018; Dhifallah et al., 2017; Lei et al., 2018; Wang et al., 2018a,b; Sur et al., 2017). The condition $\epsilon < \delta$ is very mild, as it merely requires the sample size to be larger than the number of non-zero elements of the signal. This is the information-theoretic limit for the exact recovery of a sparse signal from noiseless undersampled linear measurements (Wu and Verdú, 2010).

²The sub-Gaussian norm of a random variable Z is defined as

$$\|Z\|_{\psi_2} = \inf\{s > 0 : \mathbb{E}(e^{Z^2/s^2} - 1) \leq 1\}.$$

Assumption 2 is also a standard assumption that has been made in the linear asymptotic studies we cited above. While this assumption is admittedly restrictive, it has allowed a careful analysis of many estimators/algorithms and provided an accurate prediction of phenomena that are observed in high-dimensional settings, such as phase transitions. Furthermore, extensive simulation results reported elsewhere (see e.g. Wang et al. (2017); Mousavi et al. (2018)) have confirmed that the conclusions drawn for iid matrices hold for much broader classes of matrices. We will also report simulation results in Section 3 that show our main conclusions regarding SLOPE continue to hold for dependent and non-Gaussian designs.

Assumption 3 is another standard assumption in high-dimensional asymptotics. This assumption can possibly be weakened at the expense of obtaining slower concentration. However, to keep the discussion as simple as possible we consider sub-Gaussian noises.

In Assumption 4, the normalized ℓ_2 norm square of the signal \mathbf{x} is assumed to be of order one. This together with Assumptions 1, 2, and 3 guarantees that the signal-to-noise ratio in each observation remains bounded. To clarify why one would like to keep the signal-to-noise ratio of order one, let us consider the well-studied LASSO problem. If the signal-to-noise ratio in each observation goes to ∞ , then as $n, p \rightarrow \infty$ it is known that the estimation error of LASSO converges to zero above its phase transition³ (hence the problem is very similar to the noiseless setting). Furthermore, if the signal-to-noise ratio goes to zero, then no estimator can provide an accurate estimation of the signal under the linear asymptotic regime (Wu and Verdú, 2010). Hence, this assumption ensures that the signal-to-noise ratio is fixed and the estimation problem does not have a trivial estimation error.

Assumption 4 also imposes the constraint that the elements of \mathbf{x} are uniformly bounded. It might be possible to remove this condition and work out the explicit dependence of the results on $\|\mathbf{x}\|_\infty$. However, for notational simplicity, we stick to the boundedness assumption.

Assumption 5 imposes some constraints on the weights so that neither the loss function nor the penalty term in (4) dominate. The upper bound in Assumption 5 can be assumed without loss of generality due to the existence of the tuning parameter γ .

Under these assumptions we study the performance of SLOPE in the next section.

2.1 A Concentration Inequality for SLOPE estimator

Define the proximal operator of the SLOPE norm $\|\cdot\|_\lambda$ as

$$\eta(\mathbf{u}; \gamma, \boldsymbol{\lambda}) = \arg \min_{\mathbf{x}} \frac{1}{2} \|\mathbf{u} - \mathbf{x}\|_2^2 + \gamma \|\mathbf{x}\|_\lambda.$$

When the weight sequence $\boldsymbol{\lambda}$ is clear from the context, we suppress the dependency of η on $\boldsymbol{\lambda}$ and use the notation $\eta(\mathbf{u}; \gamma)$ for the proximal operator. Below, we present a concentration inequality for the SLOPE estimators.

Theorem 1. Assume $\sigma_z, \gamma > 0$. Let $\mathbf{h} \sim \mathcal{N}(0, \mathbf{I}_p)$. Under Assumptions 1-4, we have

$$\mathbb{P}\left(\frac{1}{\sqrt{p}} \left| \|\hat{\mathbf{x}}(\gamma) - \mathbf{x}\|_2 - \sqrt{\mathbb{E} \|\eta(\mathbf{x} + \sigma^* \mathbf{h}; \sigma^* \boldsymbol{\chi}^*) - \mathbf{x}\|_2^2} \right| > t\right) \leq \frac{A_1(\gamma, \sigma_z)}{t^4} e^{-ca(\gamma, \sigma_z)pt^4}, \quad (5)$$

for $t \leq A_2(\sigma_z, \gamma)$. Here, c is an absolute constant, and a, A_1, A_2 are functions that will be specified below under different scenarios. The unknown parameter $(\sigma^*, \boldsymbol{\chi}^*)$ in (5) can be solved from the following two

³“Above (below) phase transition” refers to the success (failure) regime for exact recovery. A more specific explanation will be given in Section 3.

equations:

$$(\sigma^*)^2 = \sigma_z^2 + \frac{1}{\delta p} \mathbb{E} \|\eta(\mathbf{x} + \sigma^* \mathbf{h}; \sigma^* \chi^*) - \mathbf{x}\|^2, \quad (6)$$

$$\gamma = \sigma^* \chi^* \left(1 - \frac{1}{\delta \sigma^* p} \mathbb{E} \langle \eta(\mathbf{x} + \sigma^* \mathbf{h}; \sigma^* \chi^*), \mathbf{h} \rangle \right). \quad (7)$$

These two equations will be referred to as state evolution throughout the paper.⁴ Below we consider three different scenarios and explain how a, A_1, A_2 are set in each case. The importance of these three cases in our paper will be clarified right after the theorem. Define the quantity

$$M_\lambda(\chi^*) := \lim_{\sigma \rightarrow 0} \frac{1}{p} \mathbb{E} \|\eta(\mathbf{x}/\sigma + \mathbf{h}; \chi^*) - \mathbf{x}/\sigma\|_2^2. \quad (8)$$

(i) Suppose $M_\lambda(\chi^*) < \delta$, \mathbf{x} has no tied nonzero components, and $\sigma_z < \frac{\|\mathbf{x}\|_2}{\sqrt{2p}} \sqrt{\frac{\delta - M_\lambda(\chi^*)}{\delta M_\lambda(\chi^*)}}$, then we have

$$a = \frac{\gamma^2}{\sigma_z^4 C_M^8} \cdot \exp\left(-2\left(1 + \frac{1}{\delta} + C_\epsilon^2 C_M^2\right)\right)$$

$$A_1 = \frac{\text{Poly}(\sigma_z, C_M)}{\gamma^2 \exp\left(-6\left(1 + \frac{1}{\delta} + C_\epsilon^2 C_M^2\right)\right)}, \quad A_2 = \gamma \cdot \exp\left(-3\left(1 + \frac{1}{\delta} + C_\epsilon^2 C_M^2\right)\right) \frac{\sqrt{\delta}}{C_\epsilon(\delta + 1)}.$$

where $C_M = \sqrt{\frac{\delta}{\delta - M_\lambda(\chi^*)}}$, $C_\epsilon = \sqrt{\frac{\delta - \epsilon}{\epsilon}}$.

(ii) For γ picked in a way such that $M_\lambda(\chi^*) > \delta$ and $\mathbb{E} \|\eta(\mathbf{x} + \sigma^* \mathbf{h}; \sigma^* \chi^*) - \mathbf{x}\|_2^2 < (1 - \Delta) \|\mathbf{x}\|_2^2$, where $\Delta > 0$ is a constant, we have

$$a = \sigma_z^4, \quad A_1 = \frac{\text{Poly}(\sigma_z)}{\sigma_z^4}, \quad A_2 = \Theta\left(\frac{1}{\sigma_z}\right).$$

(iii) Let $\theta = \|\eta(\mathbf{h}; \frac{2\delta+1}{\delta} \frac{\gamma}{\sigma_z})\|_{\mathcal{L}_2}$ and $C_\delta = \frac{\delta+1}{\delta}$. If $\frac{\gamma}{\sigma_z} \geq \frac{1}{\|\lambda\|_2^{2/p}} \sqrt{0 \vee \log \frac{16\delta+8}{\delta^2}}$ and $\sigma_z \geq \frac{\sqrt{2(\delta+1)} \|\mathbf{x}\|_2}{\delta \sqrt{p}}$, then we have

$$a = \frac{\theta^2}{C_\delta^3 \sigma_z^4}, \quad A_1 = \frac{\text{Poly}(C_\delta, \sigma_z, \gamma)}{\theta^2}, \quad A_2 = \left(\frac{\sigma_z}{\gamma + \delta \sigma_z}\right)^{\frac{3}{2}} \left(\frac{\theta}{C_\delta}\right)^{\frac{5}{2}} \sigma_z.$$

The proof of Theorem 1 is presented in Section 5.1.

We make several important remarks below to interpret and discuss the results of Theorem 1.

Remark 1. Theorem 1 shows that the MSE of a given SLOPE estimator concentrates tightly around $\frac{1}{p} \mathbb{E} \|\eta(\mathbf{x} + \sigma^* \mathbf{h}; \sigma^* \chi^*) - \mathbf{x}\|^2$ which equals to $\delta((\sigma^*)^2 - \sigma_z^2)$ from (6). Given all the model and SLOPE parameters, we can compute the preceding quantity from the state evolution equations (6) and (7). Such a quantity is expected to be an accurate prediction for MSE. This is empirically verified in Figure 1.

Remark 2. Given that the SLOPE estimation problem involves several important parameters, such as the noise level σ_z and the tuning parameter γ , we should expect these quantities to play a role in the concentration of the mean square error. Hence, obtaining a single concentration inequality that exhibits the accurate dependence on all the parameters seems to be remarkably challenging. As described in Theorem 1, to overcome this difficulty, we have chosen to derive concentration results under three different scenarios. We now discuss the result of each scenario below.

⁴State evolution is a term that is used for these two equations in the message passing literature (Donoho et al., 2009).

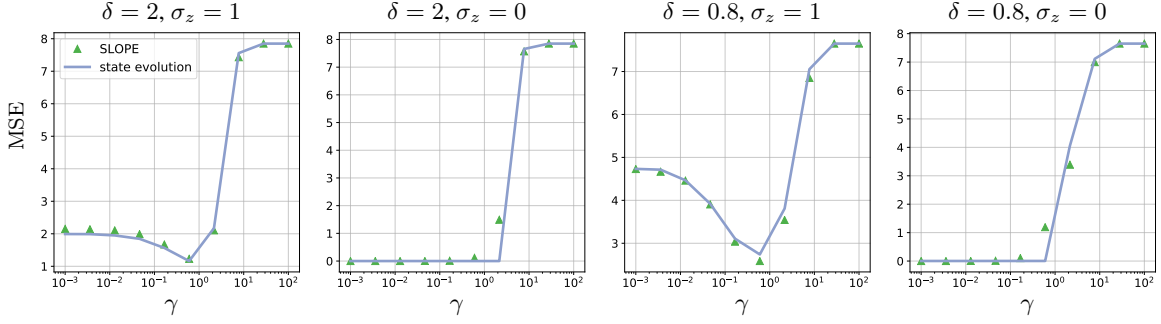


Figure 1: Comparing the MSE of SLOPE estimator and the quantity $\delta(\sigma^2 - \sigma_z^2)$ from state evolution equations (6) and (7). The sequence of weights $\{\lambda_i\}$ are equally spaced within $[0.01, 1]$. We set $p = 1000$, the components of \mathbf{x} are i.i.d. samples from $5 * \text{Bernoulli}(\text{prob} = 0.3)$, and the components of \mathbf{z} are i.i.d. samples from $\mathcal{N}(0, \sigma_z^2)$.

- (1) Scenarios (i) and (ii) are concerned with the concentration in the low noise regime. Scenario (i) considers the case in which the sample size (per dimension), δ , is above the threshold $M_\lambda(\chi^*)$. Note that in this case, if we choose $\gamma = \Theta(\sigma_z)$, it is clear that the probability bound becomes smaller as the noise level decreases (ignoring the polynomial term), which captures qualitatively correct effect of σ_z . As will be seen in the proof of Theorem 2, the condition $\gamma = \Theta(\sigma_z)$ holds for the optimal tuning of the parameter γ . The assumption that \mathbf{x} has no tied nonzero components is crucial for the comparison of different SLOPE estimators. We will discuss this assumption in more details in Section 2.2.1. Finally, note that the condition $\delta > M_\lambda(\chi^*)$ ensures that SLOPE is “performing above its phase transition”, i.e., as the noise level $\sigma_w \rightarrow 0$, the $\text{MSE} \frac{1}{p} \mathbb{E} \|\eta(\mathbf{x} + \sigma^* \mathbf{h}; \sigma^* \chi^*) - \mathbf{x}\|^2$ goes to zero as well. For studying the important features of the phase transition, the reader may refer to Weng et al. (2018).
- (2) Scenario (ii) characterizes the behavior when δ is below the threshold $M_\lambda(\chi^*)$. The additional condition $\mathbb{E} \|\eta(\mathbf{x} + \sigma^* \mathbf{h}; \sigma^* \chi^*) - \mathbf{x}\|_2^2 < (1 - \Delta) \|\mathbf{x}\|_2^2$ is mild. This is because the term $\mathbb{E} \|\eta(\mathbf{x} + \sigma^* \mathbf{h}; \sigma^* \chi^*) - \mathbf{x}\|_2^2$ converges to $\|\mathbf{x}\|_2^2$ as $\gamma \rightarrow \infty$, and an appropriately chosen γ will make that term smaller. Unfortunately, the probability bound we derived in this scenario becomes degenerate as σ_z approaches zero, hence does not reveal the accurate expression of the noise level in the concentration inequality. Nevertheless, the concentration inequality is still valid in terms of the dimension or sample size, given all the other parameters. Moreover, as will be clear in Section 2.2, this scenario is not of particular interest for our low noise sensitivity analysis.
- (3) Scenario (iii) shows the concentration result in the large noise regime. The requirement on the tuning $\gamma \geq \frac{1}{\|\lambda\|_2^{2/p}} \sqrt{0 \vee \log \frac{16\delta+8}{\delta^2}} \cdot \sigma_z$ is reasonable in this setting, because it is desirable to set a large value of the tuning to reduce the variance of the SLOPE estimate, when the noise level is high. In particular, as we will discuss in Section 2.2, the condition is satisfied by the optimal tuning. Note that as the system has larger noise (σ_z increases), the concentration is expected to become worse. Our probability bound (ignoring the polynomial term) is consistent with such intuition.

Remark 3. Hu and Lu (2019) has showed that as $n \rightarrow \infty$, the MSE of a given SLOPE estimator converges to the limit of $\frac{1}{p} \mathbb{E} \|\eta(\mathbf{x} + \sigma^* \mathbf{h}; \sigma^* \chi^*) - \mathbf{x}\|^2$ for specialized weight sequence $\{\lambda_i\}$. Using Borel-Cantelli lemma, such asymptotic result is directly obtained from the concentration inequality (5). Moreover, setting $\lambda_1 = \dots = \lambda_p = 1$ recovers the asymptotic result of LASSO (Donoho et al., 2011; Bayati and Montanari, 2011b).

Remark 4. *The non-separability of the sorted ℓ_1 norm in SLOPE and the complicated form of the equations (6) (7) bring substantial difficulty to derive the concentration inequality. Hence we do not claim our results to be the optimal ones. For example, there might exist a sharper result for LASSO due to its amenable structure. Moreover, it is possible to directly analyze the first order derivative of the objective function in (4) instead of the objective function itself, to improve the rate in the exponent of (5) from t^4 to t^2 .*

2.2 Noise sensitivity analysis of SLOPE

The concentration inequality in Theorem 1 accurately characterizes the behavior of SLOPE estimator under different noise levels. In this section, we aim to employ this result and obtain a fair comparison among different SLOPE estimators. Toward this goal, define

$$e_\lambda(\gamma, \sigma_z) = \frac{1}{p} \mathbb{E} \|\eta(\mathbf{x} + \sigma^* \mathbf{h}; \sigma^* \boldsymbol{\chi}^*) - \mathbf{x}\|_2^2, \quad (9)$$

where $(\sigma^*, \boldsymbol{\chi}^*)$ is the solution to the state evolution equations (6) and (7). According to Theorem 1 and as empirically verified in Figure 1, the squared error $\frac{1}{p} \|\hat{\mathbf{x}}(\gamma) - \mathbf{x}\|_2^2$ of the SLOPE estimator $\hat{\mathbf{x}}(\gamma)$ concentrates tightly around $e_\lambda(\gamma, \sigma_z)$. Hence, we use $e_\lambda(\gamma, \sigma_z)$ to evaluate the quality of the estimate $\hat{\mathbf{x}}(\gamma)$.

As is clear from the expressions in (6), (7), and (9), the value of $e_\lambda(\gamma, \sigma_z)$ depends on the signal \mathbf{x} , the noise level σ_z , the regularization parameter γ , and the sample size δ (per dimension) in an implicit, nonlinear and complicated way. Hence, in order to gain useful information about the performance of $\hat{\mathbf{x}}(\gamma)$, we will focus our study on the impact of the noise level σ_z on $e_\lambda(\gamma, \sigma_z)$. In particular, we analyze $e_\lambda(\gamma, \sigma_z)$ under the low noise and large noise scenarios in Sections 2.2.1 and 2.2.2, respectively. Our delicate noise sensitivity analysis will turn $e_\lambda(\gamma, \sigma_z)$ into explicit and informative quantities that provide interesting insights into the behavior of the family of SLOPE estimators. Towards that goal, we consider the value of γ that minimizes $e_\lambda(\gamma, \sigma_z)$,

$$\gamma_\lambda^* = \arg \min_{\gamma > 0} e_\lambda(\gamma, \sigma_z).$$

Thus, $e_\lambda(\gamma_\lambda^*, \sigma_z)$ characterizes the performance of $\hat{\mathbf{x}}(\gamma_\lambda^*)$, i.e., the SLOPE estimator under the optimal tuning $\gamma = \gamma_\lambda^*$ that minimizes the mean square error (or equivalently prediction error). This is the best MSE that each SLOPE estimator can possibly achieve. Our subsequent analyses and results are tailored to estimators with the regularization parameter γ being optimally tuned.

2.2.1 Low noise sensitivity analysis of SLOPE

In this section, we aim to perform a noise sensitivity analysis of SLOPE. In this analysis, we consider the noise level σ_z to be very small, and calculate the asymptotic MSE $e_\lambda(\gamma_\lambda^*, \sigma_z)$. The following theorem summarizes our main result regarding the low noise sensitivity analysis of SLOPE:

Theorem 2. *Let $k = \|\mathbf{x}\|_0$ and suppose $\mathbf{x} \in \mathbb{R}^p$ does not have tied non-zero elements. Define*

$$M_\lambda = \frac{1}{p} \inf_{\alpha > 0} \left\{ k + \alpha^2 \sum_{i=1}^k \lambda_i^2 + \mathbb{E} \|\eta(\tilde{\mathbf{h}}; \alpha, \boldsymbol{\lambda}_{[k+1:p]})\|_2^2 \right\}, \quad (10)$$

where $\tilde{\mathbf{h}} \in \mathbb{R}^{p-k} \sim \mathcal{N}(0, \mathbf{I}_{p-k})$. Then, we have

(a)

$$\lim_{\sigma_z \rightarrow 0} e_\lambda(\gamma_\lambda^*, \sigma_z) = \begin{cases} > 0, & \text{if } \delta < M_\lambda, \\ = 0, & \text{if } \delta > M_\lambda. \end{cases}$$

(b) Furthermore,

$$\lim_{\sigma_z \rightarrow 0} \frac{e_\lambda(\gamma_\lambda^*, \sigma_z)}{\sigma_z^2} = \begin{cases} \infty, & \text{if } \delta < M_\lambda, \\ \frac{\delta M_\lambda}{\delta - M_\lambda}, & \text{if } \delta > M_\lambda. \end{cases}$$

The proof of this theorem can be found in Section 5.2.1. Several remarks are in order.

Remark 5. *The low noise sensitivity analysis is aligned with the concentration results of Scenarios (i) and (ii) in Theorem 1. As will be shown in Lemma 11, M_λ defined in (10) equals to $M_\lambda(\chi^*)$ in (8) under optimal tuning $\gamma = \gamma_\lambda^*$. Thus, the cases $\delta > M_\lambda$ and $\delta < M_\lambda$ correspond to Scenarios (i) and (ii), respectively.*

Remark 6. *Part (a) in Theorem 2 characterizes the phase transition of SLOPE estimators. Specifically, as the noise vanishes, SLOPE can fully recover the k -sparse signal \mathbf{x} if and only if $\delta > M_\lambda$. Thus, M_λ is the sharp threshold of SLOPE for exact recovery.*

Remark 7. *Part (b) in Theorem 2 further reveals the low noise sensitivity of SLOPE. Above phase transition where exact recovery is attainable, the error $e_\lambda(\gamma_\lambda^*, \sigma_z)$ of all the SLOPE estimators reduces to zero in the same rate of σ_z^2 . Hence the constant $\frac{\delta M_\lambda}{\delta - M_\lambda}$ represents the noise sensitivity of each SLOPE estimator. The smaller M_λ is, the smaller the constant is.*

The explicit formulas we derived in Theorem 2 enable us to compare different SLOPE estimators with each other and also with more standard estimators such as bridge regression. According to this theorem, the key quantity that determines the performance of SLOPE is M_λ . Hence, in order to find the best SLOPE estimator we should find a sequence λ that minimizes M_λ . The following proposition addresses this issue.

Proposition 1. *M_λ as a function of λ , is minimized when $\lambda_1 = \dots = \lambda_p$.*

The proof of this proposition can be found in Section 5.2.1.

According to this proposition, we can conclude that LASSO is optimal among all SLOPE estimators in the low noise scenario. Note that it has been proved that LASSO outperforms all the convex bridge estimators in the low-noise regime (Weng et al., 2018), but not necessarily the non-convex bridge estimators (Zheng et al., 2017).

Remark 8. *We should emphasize that the requirement that the unknown signal \mathbf{x} does not have tied non-zero components is critical for both Theorem 2 and Proposition 1. Intuitively speaking, for signal \mathbf{x} with tied non-zero components, given the fact that setting unequal weights $\{\lambda_i\}$ can produce estimators having tied non-zero elements (cf. Lemma 14 Part (iv)), a SLOPE estimator (with appropriately chosen weights) makes better use of the signal structure than LASSO does. Hence, the optimality of LASSO will not hold for such signals. We provide some empirical results in Section 3 to support this claim.*

2.2.2 Large noise sensitivity analysis of SLOPE

In the last section, we discussed the performance of the SLOPE estimators in the situations where the noise in the observations is small. Under such circumstances we showed that the LASSO is the best SLOPE estimator. In this section, we aim to study the SLOPE estimators in the low signal-to-noise ratio regimes. The following theorem summarizes our result in the low signal-to-noise ratio regime:

Theorem 3. As $\sigma_z \rightarrow \infty$,

$$e_\lambda(\gamma_\lambda^*, \sigma_z) = \frac{1}{p} \|\mathbf{x}\|_2^2 + O(\exp(-c\sigma_z^2)), \quad (11)$$

where $c > 0$ is a constant possibly depending on κ_5, κ_6 , and κ_7 in Assumptions 4 and 5.

The proof can be found in Section 5.2.2. The large noise sensitivity analysis in this theorem is consistent with Scenario (iii) in Theorem 1. As will be seen in the proof the optimal tuning $\gamma_\lambda^* = \Omega(\sigma_z^2)$, thus satisfying the requirement of the tuning in Scenario (iii). To provide a good benchmark to understand and interpret Theorem 3, let us mention the large noise sensitivity result for bridge regression from Wang et al. (2017). Consider the bridge estimator

$$\hat{\mathbf{x}}(\gamma) \in \arg \min_{\mathbf{x}} \frac{1}{2} \|\mathbf{y} - \mathbf{A}\mathbf{x}\|_2^2 + \gamma \cdot \sum_{i=1}^p |x_i|^q.$$

Let $e_q(\gamma, \sigma_z)$ denote the (asymptotically) exact expression of $\frac{1}{p} \|\hat{\mathbf{x}}(\gamma) - \mathbf{x}\|_2^2$ and define

$$\gamma_q^* = \arg \min_{\gamma > 0} e_q(\gamma, \sigma_z).$$

Thus, $e_q(\gamma_q^*, \sigma_z)$ measures the performance of the bridge estimator under optimal tuning. It has been proved (Wang et al., 2017) that

$$e_q(\gamma_q^*, \sigma_z) = \frac{1}{p} \|\mathbf{x}\|_2^2 - \frac{c_q \|\mathbf{x}\|_2^4 p^{-2}}{\sigma_z^2} + o(\sigma_z^{-2}), \quad \text{for } q \in (1, \infty). \quad (12)$$

Here, the positive constant c_q only depends on q . Combing the results (11) and (12), we reach the following conclusions:

1. The SLOPE and bridge estimators share the same first order term $\|\mathbf{x}\|_2^2/p$. This is expected because as the noise level goes to infinity, the variance will dominate the estimation error and thus the optimal estimator will eventually converge to zero.
2. The second order term is exponentially small for all SLOPE estimators, while it is negative and polynomially small for all bridge estimators with $q \in (1, \infty)$. Hence, bridge estimators outperform all the SLOPE estimators in the large noise scenario. Moreover, Wang et al. (2017) showed that the constant c_q in (12) attains the maximum at $q = 2$. Therefore, Ridge regression turns out to be the optimal bridge estimator in the large noise scenario. In Section 3, we use the Ridge estimator as a representative bridge estimator for numerical studies.
3. Theorem 3 does not answer which SLOPE estimator is optimal. However, together with the result (12) it reveals that the family of SLOPE estimators generally do not perform well compared with bridge estimators. We may prefer using bridge regression such as Ridge to estimate the sparse vector \mathbf{x} in the large noise scenario.

3 Numerical Experiments

In this section, we present our numerical studies. We pursue the following goals in our simulations:

1. Check the accuracy of our conclusions for finite sample sizes.

2. Show that the main conclusions hold even if some of the assumptions that we made in our theoretical studies, such as the independence or Gaussianity of the elements of \mathbf{A} , are violated.
3. Show that if the non-zero elements of \mathbf{x} are equal, then LASSO might not be the optimal SLOPE estimator in the low noise regime. Hence, the assumption that \mathbf{x} has no tied non-zero components in Theorem 2 and Proposition 1 is necessary in this sense.

We consider the following simulation setups:

- Design: $\mathbf{A} = \tilde{\mathbf{A}}\Sigma^{\frac{1}{2}}$ where the \tilde{A}_{ij} 's (up to a scaling) are iid t -distributed with degrees of freedom equal 3 to test the validity of our conclusions when the elements of \mathbf{A} have a heavy-tailed distribution, and iid Gaussian otherwise. The elements \tilde{A}_{ij} are re-scaled by $\sqrt{n} \text{std}(\tilde{A}_{ij})$. Furthermore, in our simulation results we will consider two choices of Σ : $\Sigma_{ij} = \rho^{i-j}$ with (i) $\rho = 0.8$, and (ii) $\rho = 0$. The first choice will test the validity of our conclusions for the case that the elements of \mathbf{A} are dependent.
- Noise: $\mathbf{z} \sim \mathcal{N}(0, \sigma_z^2 \mathbf{I}_p)$. The values for σ_z will be specified in each simulation below.
- Signal: for a given value of ϵ and p , we randomly set $(1 - \epsilon)p$ components of \mathbf{x} as 0. For the rest non-zero components, two configurations are considered: (i) iid samples from $\text{Unif}[0, 5]$; (ii) all equal to 5. We use the second case to show that when the non-zero coefficients are equal, then LASSO might not be optimal in the low noise scenario.
- $p = 500$, $n = \delta p$. δ and ϵ will be determined later.
- Once each problem instance is set, we will run our simulations $m = 20$ times, and we will report the average MSE and the standard error bars.
- Recall that the comparison results in Section 2.2 are valid for optimally-tuned estimators. In our simulations, we use 5-fold cross-validation to find the optimal tuning parameters.

Figure 2 shows the MSE of SLOPE, LASSO and Ridge estimators under different types of design matrices. The estimator denoted by SLOPE:BH is the SLOPE estimator that was proposed in Bogdan et al. (2015) and shown to be minimax optimal in Su et al. (2016); Bellec et al. (2018). We first discuss the results for iid Gaussian designs in the first plot. We set the parameters $(\delta, \epsilon) = (0.9, 0.5)$ so that the setting is above phase transition for LASSO, and below phase transition for the two SLOPE estimators.⁵ It is clear that LASSO outperforms the SLOPE estimators when the noise level is low, as predicted by Theorem 2 and Proposition 1. Moreover, as the noise level increases above $\sigma_z = 2$, Ridge starts to have a smaller MSE compared to LASSO and SLOPE. This is consistent with the result from Theorem 3. These phenomena are also observed in the other three plots where iid Gaussian assumptions are not satisfied on the design matrix. Such empirical results suggest that the main comparison conclusions drawn from Proposition 1 and Theorems 2 and 3 are valid for non-Gaussian and correlated designs too. We leave a precise analysis of such designs as an open avenue for a future research.

In Figure 3, we further compare the MSE of LASSO with that of SLOPE in two cases when the system is above phase transition for both SLOPE and LASSO. As is clear from the first column, for iid Gaussian designs, LASSO has a smaller MSE when σ_z is small, which is accurately characterized in Theorem 2 and Proposition 1. Again, similar result seems to hold under more general settings, including correlated design, heavy tail design and a combination of the two, as shown in the rest of the graphs.

⁵From Theorem 2 we know that $\delta > M_\lambda$ means the corresponding setting is above phase transition. For LASSO, the inequality can be simplified as $\delta \geq \inf_\chi 2(1 - \epsilon)((1 + \chi^2)\Phi(-\chi) - \chi\phi(\chi)) + \epsilon(1 + \chi^2)$, and analytically verified. For the two SLOPE estimators, since M_λ can not be directly evaluated, we conclude it is below phase transition based on the numerical results in the figure.

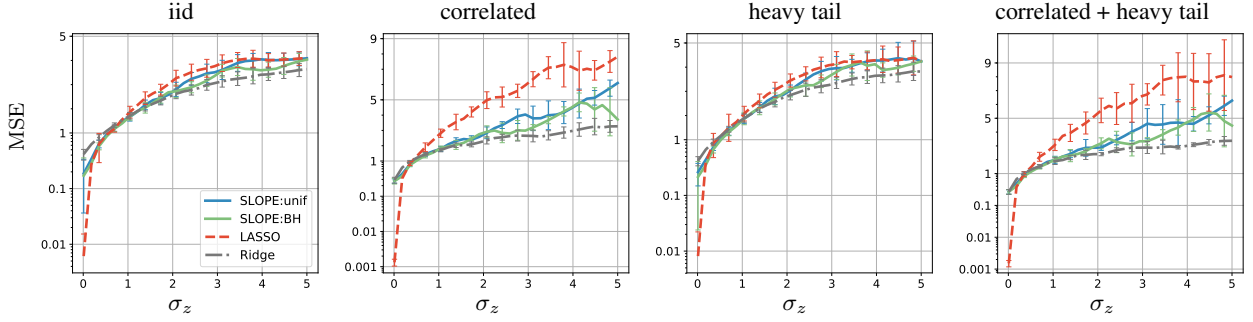


Figure 2: MSE of SLOPE, LASSO and Ridge estimators. SLOPE:BH and SLOPE:unif denote the SLOPE estimators with weights $\lambda_i = \Phi^{-1}(1 - \frac{iq}{2p})/\Phi^{-1}(1 - \frac{q}{2p})$ with $q = 0.5$ and $\lambda_i = 1 - 0.99(i - 1)/p$, respectively. Other model parameters are $\delta = 0.9$, $\epsilon = 0.5$; The nonzero components of \mathbf{x} are iid samples from $\text{Uniform}[0, 5]$; $\sigma_z \in [0, 5]$.

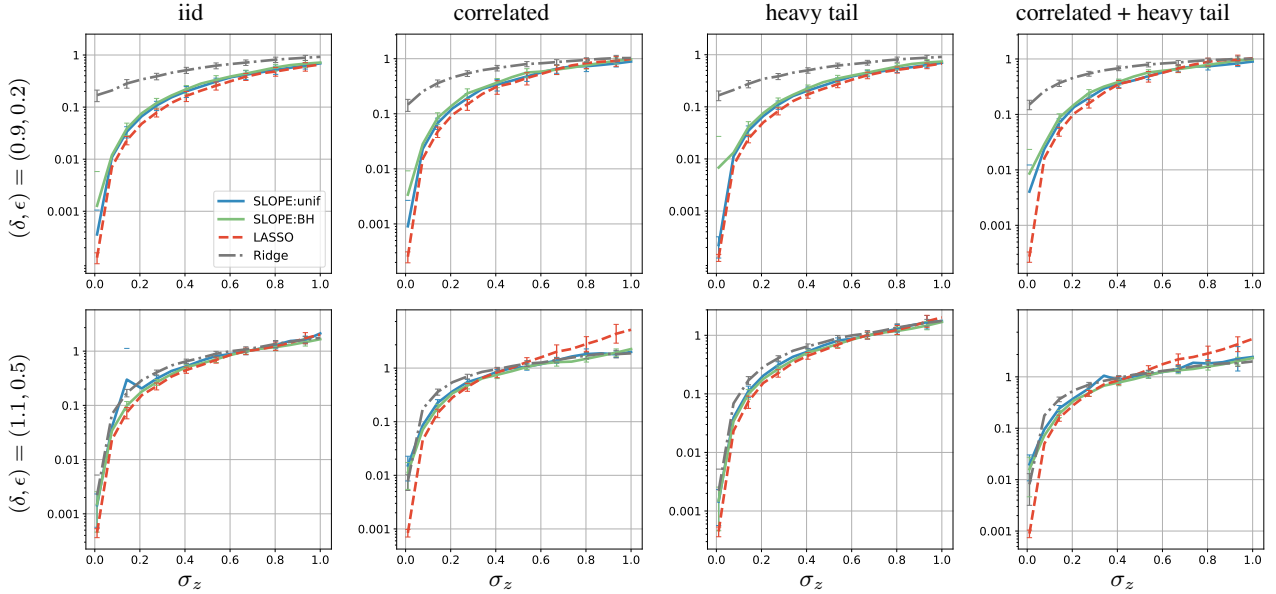


Figure 3: MSE of SLOPE, LASSO and Ridge estimators, when the system is above phase transition for both SLOPE and LASSO. A case of $\delta < 1$ ($\epsilon = 0.2$) is presented in the upper panel, while one for $\delta > 1$ ($\epsilon = 0.5$) is in the lower panel. The other parameters are the same as in Figure 2.

Finally, we examine the condition that the signal \mathbf{x} does not have tied non-zero components, as required in Theorem 2 and Proposition 1. We empirically demonstrate in Figure 4 that the condition is necessary for Theorem 2 and Proposition 1 to hold. As is clear from the figure, for the signal \mathbf{x} of which the non-zero components are all equal to 5, LASSO is significantly outperformed by the SLOPE estimator (SLOPE:max2) with $\lambda_1 = \lambda_2 = 1 > 0 = \lambda_3 = \dots = \lambda_p$ in the low noise scenario. This is because the sorted ℓ_1 penalty in SLOPE (with appropriately chosen weights) promotes estimators that have tied non-zero elements, while ℓ_1 penalty can only promote sparsity. Therefore, SLOPE better exploits the existing structures in the signals. Note that the choice of the penalty weights is critical for SLOPE to take full advantage of the signal structures. For example, the other SLOPE estimator (SLOPE:unif), with the (unordered) weights being uniformly sampled, does not behave as well as SLOPE:max2.

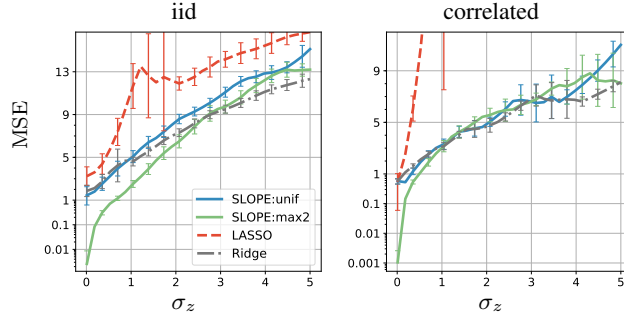


Figure 4: MSE of SLOPE, LASSO and Ridge estimators, when there are tied non-zero elements in the signal. SLOPE:max2 denotes the SLOPE estimator with weights $\lambda_1 = \lambda_2 = 1$ and $\lambda_i = 0$ for $i \geq 3$. SLOPE:unif is the same as in Figure 2. We set $\delta = 0.9$, $\epsilon = 0.7$. The non-zero components of \mathbf{x} all equal to 5.

4 Discussions

We have studied the MSE of SLOPE estimators in the high-dimensional regime where both k and n scale linearly with p . With an accurate characterization of MSE, we demonstrated that LASSO and Ridge outperform all the SLOPE estimators in the low and large noise scenarios, respectively. Several important directions are left open.

- (1) Our results are proved under the critical condition that \mathbf{A} is i.i.d. Gaussian design. In Section 3, numerical results showed that the main conclusions remain valid for dependent and non-Gaussian designs. An important and interesting future research is to derive the precise results for more general designs.
- (2) In this paper, our focus is on the impact of noise level. Some other model parameters such as sparsity level play an important role in affecting the performance of SLOPE as well. It is of great interest to understand how SLOPE estimators perform and which one is optimal under different types of scenarios that are described by these parameters.

5 Proof

In this section, we present the proofs of Proposition 1, and Theorems 1, 2, and 3. The proof of Theorem 1 is presented in Section 5.1. Proofs of Proposition 1 and Theorems 2 and 3 are then given in Section 5.2. Some basic properties of the SLOPE proximal operator η that are frequently used in the main proofs are provided in Section 5.3. Lastly, Section 5.4 collects some other lemmas used in the proofs.

Before proceeding, we introduce some notations that will be used in the proofs. Recall

$$\eta(\mathbf{u}; \gamma, \boldsymbol{\lambda}) = \arg \min_{\mathbf{x}} \frac{1}{2} \|\mathbf{u} - \mathbf{x}\|_2^2 + \gamma \|\mathbf{x}\|_{\boldsymbol{\lambda}}. \quad (13)$$

When the value of $\boldsymbol{\lambda}$ is clear from the context, we suppress $\boldsymbol{\lambda}$ and simply use $\eta(\mathbf{u}; \gamma)$ to denote the proximal operator. We also denote by \mathcal{D}_γ the dual SLOPE norm ball with radius γ :

$$\begin{aligned} \mathcal{D}_\gamma &:= \{\mathbf{v} : \|\mathbf{v}\|_{\boldsymbol{\lambda}^*} \leq \gamma\} \\ &= \left\{ \mathbf{v} : \sum_{i=1}^j |\mathbf{v}|_{(i)} \leq \gamma \sum_{i=1}^j \lambda_i, 1 \leq j \leq p \right\}. \end{aligned} \quad (14)$$

with $\|\cdot\|_{\lambda^*}$ the dual norm of $\|\cdot\|_{\lambda}$. The characterization of \mathcal{D}_γ in (14) is proved in Lemma 13. Furthermore, in Lemma 14 we will show that the sorted components of $\{|\eta_i|\}$ are piecewise constant. Hence, for each $i = 1, \dots, p$, we define

$$\mathcal{I}_i = \{1 \leq j \leq p : |\eta_j(\mathbf{u}; \gamma, \boldsymbol{\lambda})| = |\eta_i(\mathbf{u}; \gamma, \boldsymbol{\lambda})|\}. \quad (15)$$

This induces a partition \mathcal{P} of $[p]$, defined as

$$\mathcal{P} = \{\mathcal{I}_i, 1 \leq i \leq p\}.$$

We note that \mathcal{P} only keeps the unique values of $\{\mathcal{I}_i\}$. Further we define \mathcal{P}_0 as a subset of \mathcal{P} :

$$\mathcal{P}_0 = \{\mathcal{I} \in \mathcal{P} : \eta_i \neq 0 \text{ for } i \in \mathcal{I}\}.$$

It is important to note that $\{\mathcal{I}_i\}_i$, \mathcal{P} and \mathcal{P}_0 all depend on \mathbf{u} , γ and $\boldsymbol{\lambda}$. Since this dependency is often clear from the context, we typically suppress this dependency in the notations.

Finally, given a set $\mathcal{C} \subset \mathbb{R}^p$ and a point $\mathbf{u} \in \mathbb{R}^p$, we use $\mathbf{II}_{\mathcal{C}}(\mathbf{u})$ to denote the projection of \mathbf{u} on \mathcal{C} , and $\mathbb{I}_{\mathcal{C}}(\mathbf{u})$ to denote the function with value 0 when $\mathbf{u} \in \mathcal{C}$ and ∞ otherwise. We also reserve the notation $\mathbf{h} \sim \mathcal{N}(0, \mathbf{I}_p)$ and $\mathbf{g} \sim \mathcal{N}(0, \mathbf{I}_n)$.

5.1 Proof of Theorem 1

Since the proof is a bit involved, we first summarize the main proof ideas in Section 5.1.1. Then we expand our arguments in the rest of this section.

5.1.1 Sketch of the proof

To obtain the concentration of the MSE we use the convex Gaussian minimax theorem (CGMT) approach that which was first developed in its full generality in [Thrapoulidis et al. \(2015\)](#). Recall $\hat{\mathbf{x}} = \arg \min_{\mathbf{x}} \frac{1}{2} \|\mathbf{y} - \mathbf{A}\mathbf{x}\|_2^2 + \gamma \|\mathbf{x}\|_{\lambda}$. Denote $\hat{\mathbf{w}} = \frac{\hat{\mathbf{x}} - \mathbf{x}}{\sqrt{p}}$, $m_n = \frac{1}{p} \mathbb{E} \|\eta(\mathbf{x} + \sigma^* \mathbf{h}; \sigma^* \boldsymbol{\chi}^*) - \mathbf{x}\|_2^2$, where $(\sigma^*, \boldsymbol{\chi}^*)$ is specified in Theorem 1. We aim to show $\|\hat{\mathbf{w}}\|_2^2$ concentrates around m_n . First, it is straightforward to confirm that

$$\hat{\mathbf{w}} = \arg \min_{\mathbf{w}} \frac{1}{2} \|\sqrt{p} \mathbf{A}\mathbf{w} - \mathbf{z}\|_2^2 + \gamma \|\sqrt{p} \mathbf{w} + \mathbf{x}\|_{\lambda} := \arg \min_{\mathbf{w}} F_n(\mathbf{w}).$$

As we will show in Lemma 2, there exists a finite constant c_1 such that $\sup_{n,p} m_n \leq c_1^2$. Define the sets

$$S_w = \{\mathbf{w} : \|\mathbf{w}\|_2 \leq 2c_1\}, \quad H_\epsilon = \{\mathbf{w} : \|\mathbf{w}\|_2 - \sqrt{m_n} \geq \epsilon\}.$$

We will choose ϵ small to ensure $H_\epsilon^c \subsetneq S_w$. If we are able to prove that

$$\min_{\mathbf{w} \in S_w} F_n(\mathbf{w}) < \min_{\mathbf{w} \in S_w \cap H_\epsilon} F_n(\mathbf{w}), \quad (16)$$

then $\|\hat{\mathbf{w}}\|_2 - \sqrt{m_n} \leq \epsilon$. To see why this is true, it is clear that (16) implies $\hat{\mathbf{w}} \in H_\epsilon^c \cup S_w^c$. Suppose $\hat{\mathbf{w}} \in S_w^c$, and denote $\mathbf{w}^* = \arg \min_{\mathbf{w} \in S_w} F_n(\mathbf{w})$. Since $\mathbf{w}^* \in H_\epsilon^c \subsetneq S_w$ and $\hat{\mathbf{w}} \in S_w^c$, there exists a constant $\lambda \in (0, 1)$ such that $\lambda \mathbf{w}^* + (1 - \lambda) \hat{\mathbf{w}} \in S_w \cap H_\epsilon$. By the convexity of $F_n(\mathbf{w})$, it holds that

$$\min_{\mathbf{w} \in S_w \cap H_\epsilon} F_n(\mathbf{w}) \leq F_n(\lambda \mathbf{w}^* + (1 - \lambda) \hat{\mathbf{w}}) \leq \lambda F_n(\mathbf{w}^*) + (1 - \lambda) F_n(\hat{\mathbf{w}}) \leq \min_{\mathbf{w} \in S_w} F_n(\mathbf{w}).$$

This is a contradiction. Hence, $\hat{\mathbf{w}} \in H_\epsilon^c$.

Based on the proceeding arguments, it is sufficient to obtain $\min_{\mathbf{w} \in S_w} F_n(\mathbf{w}) < \min_{\mathbf{w} \in S_w \cap H_\epsilon} F_n(\mathbf{w})$ w.h.p. Towards this goal, in Section 5.1.2, we will define a function $\hat{\Lambda}(\alpha, \beta, T_h)$ and use it to establish a tight ‘‘upper bound’’ for $\min_{\mathbf{w} \in S_w} F_n(\mathbf{w})$ and a ‘‘lower bound’’ for $\min_{\mathbf{w} \in S_w \cap H_\epsilon} F_n(\mathbf{w})$ in the following way:

$$\begin{aligned} \frac{1}{p} \min_{\mathbf{w} \in S_w} F_n(\mathbf{w}) &\leq_p \min_{0 \leq \alpha \leq 2c_1} \max_{0 \leq \beta \leq c_2} \max_{0 < T_h \leq c_3} \hat{\Lambda}(\alpha, \beta, T_h), \\ \frac{1}{p} \min_{\mathbf{w} \in S_w \cap H_\epsilon} F_n(\mathbf{w}) &\geq_p \min_{\substack{0 \leq \alpha \leq 2c_1 \\ |\alpha - \sqrt{m_n}| \geq \epsilon}} \max_{0 \leq \beta \leq c_2} \max_{0 < T_h \leq c_3} \hat{\Lambda}(\alpha, \beta, T_h) \end{aligned}$$

An accurate explanation of \leq_p and \geq_p is presented in Lemma 1 and Theorem 4. For now one may treat them as normal \leq and \geq . As a result, as long as we can prove

$$\min_{0 \leq \alpha \leq 2c_1} \max_{0 \leq \beta \leq c_2} \max_{0 < T_h \leq c_3} \hat{\Lambda}(\alpha, \beta, T_h) < \min_{\substack{0 \leq \alpha \leq 2c_1 \\ |\alpha - \sqrt{m_n}| \geq \epsilon}} \max_{0 \leq \beta \leq c_2} \max_{0 < T_h \leq c_3} \hat{\Lambda}(\alpha, \beta, T_h), \quad w.h.p. \quad (17)$$

our goal is achieved. To obtain this result, we show a uniform concentration between $\hat{\Lambda}$ and its mean, denoted as $\Lambda(\alpha, \beta, T_h)$, in Section 5.1.4. By using the nice form of $\Lambda(\alpha, \beta, T_h)$, we will show $\sqrt{m_n}$ is the minimum of $\max_{0 \leq \beta \leq c_2} \max_{0 \leq T_h \leq c_3} \Lambda(\alpha, \beta, T_h)$ and hence

$$\min_{0 \leq \alpha \leq 2c_1} \max_{0 \leq \beta \leq c_2} \max_{0 < T_h \leq c_3} \Lambda(\alpha, \beta, T_h) < \min_{\substack{0 \leq \alpha \leq 2c_1 \\ |\alpha - \sqrt{m_n}| \geq \epsilon}} \max_{0 \leq \beta \leq c_2} \max_{0 < T_h \leq c_3} \Lambda(\alpha, \beta, T_h), \quad w.h.p.$$

This further transfers back to $\hat{\Lambda}$ through the concentration result, and completes our proof for Theorem 1.

5.1.2 The upper and lower bounds involving $\hat{\Lambda}$

Recall the notations $\mathbf{y} = \mathbf{A}\mathbf{x} + \mathbf{z}$ and $\mathbf{g} \sim \mathcal{N}(0, \mathbf{I}_n)$. Define the function $\hat{\Lambda}$ in the following way:

$$\hat{\Lambda}(\alpha, \beta, T_h) = \begin{cases} \frac{\sqrt{n}}{p} \|\mathbf{z}\|_2 \beta - \frac{n\beta^2}{2p} + \frac{\gamma}{p} \|\mathbf{x}\|_\lambda, & \text{if } \alpha = 0, \\ -\frac{n}{2p} \beta^2 + \frac{\|\sqrt{p}\alpha\mathbf{g} - \sqrt{n}\mathbf{z}\|_2}{p} \beta - \frac{\alpha T_h}{2} + \frac{\mathbf{h}^\top \mathbf{x}}{p} \beta + \frac{T_h}{2\alpha p} (\|\mathbf{x}\|_2^2 - \|\eta(\mathbf{x} + \frac{\alpha\beta}{T_h} \mathbf{h}; \frac{\alpha\gamma}{T_h})\|_2^2), & \text{otherwise.} \end{cases} \quad (18)$$

The role of this quantity in our analysis was described in the last section. . The following lemma relates F_n with $\hat{\Lambda}$.

Lemma 1. *We have the following inequality holds (recall the definition of the symbol \leq_p and \geq_p after Theorem 4),*

$$\begin{aligned} \frac{1}{p} \min_{\mathbf{w} \in S_w} F_n(\mathbf{w}) &\leq_p \min_{0 \leq \alpha \leq 2c_1} \max_{0 \leq \beta \leq c_2} \max_{0 < T_h \leq c_3} \hat{\Lambda}(\alpha, \beta, T_h), \\ \frac{1}{p} \min_{\mathbf{w} \in S_w \cap H_\epsilon} F_n(\mathbf{w}) &\geq_p \min_{\substack{0 \leq \alpha \leq 2c_1 \\ |\alpha - \sqrt{m_n}| \geq \epsilon}} \max_{0 \leq \beta \leq c_2} \max_{0 < T_h \leq c_3} \hat{\Lambda}(\alpha, \beta, T_h). \end{aligned}$$

Proof. We prove these two bounds separately.

The upper bound: Using the identity $\frac{1}{2} \|\mathbf{b}\|_2^2 = \max_{\mathbf{u}} \sqrt{n} \mathbf{u}^\top \mathbf{b} - \frac{n}{2} \|\mathbf{u}\|_2^2$ with $\mathbf{u} \in \mathbb{R}^n$, we obtain

$$\min_{\mathbf{w} \in S_w} F_n(\mathbf{w}) = \min_{\mathbf{w} \in S_w} \max_{\mathbf{u}} \sqrt{n} \mathbf{u}^\top (\sqrt{p} \mathbf{A} \mathbf{w} - \mathbf{z}) - \frac{n}{2} \|\mathbf{u}\|_2^2 + \gamma \|\sqrt{p} \mathbf{w} + \mathbf{x}\|_\lambda.$$

The maximum is attained at $\mathbf{u} = \frac{\sqrt{p}\mathbf{A}\mathbf{w} - \mathbf{z}}{\sqrt{n}}$. Since for any given $\mathbf{w} \in S_w$, $\|\mathbf{w}\|_2 \leq 2c_1$, there exists a constant c_2 such that $\|\sqrt{p}\mathbf{A}\mathbf{w} - \mathbf{z}\|_2 \leq c_2\sqrt{n}$ w.h.p.⁶ Denoting $S_u = \{\mathbf{u} : \|\mathbf{u}\|_2 \leq c_2\}$, we then have with high probability

$$\begin{aligned} \min_{\mathbf{w} \in S_w} F_n(\mathbf{w}) &= \min_{\mathbf{w} \in S_w} \max_{\mathbf{u} \in S_u} \sqrt{p}\mathbf{u}^\top \tilde{\mathbf{A}}\mathbf{w} - \sqrt{n}\mathbf{u}^\top \mathbf{z} - \frac{n}{2}\|\mathbf{u}\|_2^2 + \gamma\|\sqrt{p}\mathbf{w} + \mathbf{x}\|_\lambda, \\ &= \min_{\mathbf{w} \in S_w} \max_{\mathbf{u} \in S_u} \max_{\mathbf{s} \in \mathcal{D}_\gamma} \underbrace{\sqrt{p}\mathbf{u}^\top \tilde{\mathbf{A}}\mathbf{w} - \sqrt{n}\mathbf{u}^\top \mathbf{z} - \frac{n}{2}\|\mathbf{u}\|_2^2 + \mathbf{s}^\top(\sqrt{p}\mathbf{w} + \mathbf{x})}_{:=f(\mathbf{w}, \mathbf{u}, \mathbf{s})}, \end{aligned} \quad (19)$$

where $\tilde{\mathbf{A}} = \sqrt{n}\mathbf{A}$ has independent standard normal entries, \mathcal{D}_γ is the dual SLOPE norm ball with radius γ defined in (14). Note that the second equality is due to the fact that \mathcal{D}_γ is the dual norm ball of $\|\cdot\|_\lambda$. According to the CGMT (Part (ii) in Theorem 4), the expression in (19) is closely related to

$$\max_{\mathbf{u} \in S_u} \max_{\mathbf{s} \in \mathcal{D}_\gamma} \min_{\mathbf{w} \in S_w} \underbrace{\sqrt{p}\|\mathbf{w}\|_2 \mathbf{g}^\top \mathbf{u} + \sqrt{p}\|\mathbf{u}\|_2 \mathbf{h}^\top \mathbf{w} - \sqrt{n}\mathbf{u}^\top \mathbf{z} - \frac{n}{2}\|\mathbf{u}\|_2^2 + \mathbf{s}^\top(\sqrt{p}\mathbf{w} + \mathbf{x})}_{:=\tilde{f}(\mathbf{w}, \mathbf{u}, \mathbf{s})}.$$

Specifically, whenever $\max_{\mathbf{u} \in S_u} \max_{\mathbf{s} \in \mathcal{D}_\gamma} \min_{\mathbf{w} \in S_w} \tilde{f}(\mathbf{w}, \mathbf{u}, \mathbf{s}) \leq c$ with probability at least $1 - \Delta$, we will have $\min_{\mathbf{w} \in S_w} \max_{\mathbf{u} \in S_u} \max_{\mathbf{s} \in \mathcal{D}_\gamma} f(\mathbf{w}, \mathbf{u}, \mathbf{s}) \leq c$ with probability at least $1 - 2\Delta$. We now simplify $\max_{\mathbf{u} \in S_u} \max_{\mathbf{s} \in \mathcal{D}_\gamma} \min_{\mathbf{w} \in S_w} \tilde{f}(\mathbf{w}, \mathbf{u}, \mathbf{s})$.

$$\begin{aligned} \max_{\mathbf{u} \in S_u} \max_{\mathbf{s} \in \mathcal{D}_\gamma} \min_{\mathbf{w} \in S_w} \tilde{f}(\mathbf{w}, \mathbf{u}, \mathbf{s}) &= \max_{\mathbf{u} \in S_u} \max_{\mathbf{s} \in \mathcal{D}_\gamma} \min_{0 \leq \alpha \leq 2c_1} \min_{\|\mathbf{w}\|_2 = \alpha} \tilde{f}(\mathbf{w}, \mathbf{u}, \mathbf{s}) \\ &= \max_{\mathbf{u} \in S_u} \max_{\mathbf{s} \in \mathcal{D}_\gamma} \min_{0 \leq \alpha \leq 2c_1} \sqrt{p}\alpha \mathbf{g}^\top \mathbf{u} - \sqrt{p}\|\|\mathbf{u}\|_2 \mathbf{h} + \mathbf{s}\|_2 \alpha - \sqrt{n}\mathbf{u}^\top \mathbf{z} - \frac{n}{2}\|\mathbf{u}\|_2^2 + \mathbf{s}^\top \mathbf{x} \\ &\leq \max_{\mathbf{s} \in \mathcal{D}_\gamma} \min_{0 \leq \alpha \leq 2c_1} \max_{0 \leq \beta \leq c_2} \max_{\|\mathbf{u}\|_2 = \beta} \sqrt{p}\alpha \mathbf{g}^\top \mathbf{u} - \sqrt{p}\|\|\mathbf{u}\|_2 \mathbf{h} + \mathbf{s}\|_2 \alpha - \sqrt{n}\mathbf{u}^\top \mathbf{z} - \frac{n}{2}\|\mathbf{u}\|_2^2 + \mathbf{s}^\top \mathbf{x} \\ &= \max_{\mathbf{s} \in \mathcal{D}_\gamma} \min_{0 \leq \alpha \leq 2c_1} \max_{0 \leq \beta \leq c_2} -\sqrt{p}\|\beta \mathbf{h} + \mathbf{s}\|_2 \alpha - \frac{n}{2}\beta^2 + \|\sqrt{p}\alpha \mathbf{g} - \sqrt{n}\mathbf{z}\|_2 \beta + \mathbf{s}^\top \mathbf{x} \\ &\leq \min_{0 \leq \alpha \leq 2c_1} \max_{0 \leq \beta \leq c_2} \max_{\mathbf{s} \in \mathcal{D}_\gamma} -\sqrt{p}\|\beta \mathbf{h} + \mathbf{s}\|_2 \alpha - \frac{n}{2}\beta^2 + \|\sqrt{p}\alpha \mathbf{g} - \sqrt{n}\mathbf{z}\|_2 \beta + \mathbf{s}^\top \mathbf{x} \\ &\stackrel{w.h.p.}{=} \min_{0 \leq \alpha \leq 2c_1} \max_{0 \leq \beta \leq c_2} \max_{\mathbf{s} \in \mathcal{D}_\gamma} \max_{0 < T_h \leq c_3} -\frac{\alpha\sqrt{p}}{2} \left(\frac{\|\beta \mathbf{h} + \mathbf{s}\|_2^2}{\sqrt{p}T_h} + \sqrt{p}T_h \right) - \frac{n}{2}\beta^2 + \|\sqrt{p}\alpha \mathbf{g} - \sqrt{n}\mathbf{z}\|_2 \beta + \mathbf{s}^\top \mathbf{x} \\ &= \min_{0 \leq \alpha \leq 2c_1} \max_{0 \leq \beta \leq c_2} \max_{0 < T_h \leq c_3} \max_{\mathbf{s} \in \mathcal{D}_\gamma} \underbrace{-\frac{\alpha\sqrt{p}}{2} \left(\frac{\|\beta \mathbf{h} + \mathbf{s}\|_2^2}{\sqrt{p}T_h} + \sqrt{p}T_h \right) - \frac{n}{2}\beta^2 + \|\sqrt{p}\alpha \mathbf{g} - \sqrt{n}\mathbf{z}\|_2 \beta + \mathbf{s}^\top \mathbf{x}}_{:=\hat{f}(\alpha, \beta, T_h)}, \end{aligned}$$

where the two inequalities above follow from the weak duality, and the third equality holds w.h.p. for a positive constant c_3 because the maximum is obtained at $T_h = \|\beta \mathbf{h} + \mathbf{s}\|_2 / \sqrt{p}$ and $\|\mathbf{s}\|_2 \leq \gamma\|\boldsymbol{\lambda}\|_2$ for $\mathbf{s} \in \mathcal{D}_\gamma$.

The next step is to simplify $\hat{f}(\alpha, \beta, T_h)$. It is clear that $\hat{f}(0, \beta, T_h) = \sqrt{n}\|\mathbf{z}\|_2 \beta - \frac{n}{2}\beta^2 + \gamma\|\mathbf{x}\|_\lambda$. When

⁶ $\|\sqrt{p}\mathbf{A}\mathbf{w} - \mathbf{z}\|_2 \leq \sqrt{p}\lambda_{\max}(\mathbf{A})\|\mathbf{w}\|_2 + \|\mathbf{z}\|_2 \leq 2c_1\sqrt{p}\lambda_{\max}(\mathbf{A}) + \|\mathbf{z}\|_2$. We note that $\lambda_{\max}(\mathbf{A}) \leq \sqrt{\frac{p}{n}}(1 + \sqrt{\min(\frac{p}{n}, \frac{n}{p})}) + \epsilon$ w.h.p. for some small enough $\epsilon > 0$; $\|\mathbf{z}\|_2 \leq \sqrt{n}\sigma$ with high probability. This provide us with an upper bound.

$\alpha \neq 0, T_h > 0$, we have

$$\begin{aligned}
\hat{f}(\alpha, \beta, T_h) &= -\frac{n}{2}\beta^2 + \|\sqrt{p}\alpha\mathbf{g} - \sqrt{n}\mathbf{z}\|_2\beta - \frac{\alpha p T_h}{2} + \frac{T_h\|\mathbf{x}\|_2^2 - 2\mathbf{h}^\top\mathbf{x}\alpha\beta}{2\alpha} + \max_{\mathbf{s} \in \mathcal{D}_\gamma} \frac{-\alpha}{2T_h} \left\| \mathbf{s} + \beta\mathbf{h} - \frac{T_h\mathbf{x}}{\alpha} \right\|_2^2 \\
&= -\frac{n}{2}\beta^2 + \|\sqrt{p}\alpha\mathbf{g} - \sqrt{n}\mathbf{z}\|_2\beta - \frac{\alpha p T_h}{2} + \frac{T_h\|\mathbf{x}\|_2^2 - 2\mathbf{h}^\top\mathbf{x}\alpha\beta}{2\alpha} - \frac{\alpha}{2T_h} \left\| \eta\left(\frac{T_h\mathbf{x}}{\alpha} - \beta\mathbf{h}; \gamma\right) \right\|_2^2 \\
&= -\frac{n}{2}\beta^2 + \|\sqrt{p}\alpha\mathbf{g} - \sqrt{n}\mathbf{z}\|_2\beta - \frac{\alpha p T_h}{2} - \mathbf{h}^\top\mathbf{x}\beta + \frac{T_h}{2\alpha} \left(\|\mathbf{x}\|_2^2 - \left\| \eta\left(\mathbf{x} - \frac{\alpha\beta}{T_h}\mathbf{h}; \frac{\alpha\gamma}{T_h}\right) \right\|_2^2 \right).
\end{aligned}$$

The last two equality are due to Lemma 13 and Lemma 14 (i), respectively.

The lower bound: Similar to (19) we have with high probability

$$\min_{\mathbf{w} \in S_w \cap H_\epsilon} F_n(\mathbf{w}) = \min_{\mathbf{w} \in S_w \cap H_\epsilon} \max_{\mathbf{u} \in S_u} \max_{\mathbf{s} \in \mathcal{D}_\gamma} f(\mathbf{w}, \mathbf{u}, \mathbf{s})$$

From the CGMT (Part (i) in Theorem 4), we would like to find a lower bound

$$\begin{aligned}
\min_{\mathbf{w} \in S_w \cap H_\epsilon} \max_{\mathbf{u} \in S_u} \max_{\mathbf{s} \in \mathcal{D}_\gamma} \tilde{f}(\mathbf{w}, \mathbf{u}, \mathbf{s}) &= \min_{\mathbf{w} \in S_w \cap H_\epsilon} \max_{\mathbf{s} \in \mathcal{D}_\gamma, 0 \leq \beta \leq c_2} \max_{\|\mathbf{u}\|_2 = \beta} \tilde{f}(\mathbf{w}, \mathbf{u}, \mathbf{s}) \\
&= \min_{\mathbf{w} \in S_w \cap H_\epsilon} \max_{\mathbf{s} \in \mathcal{D}_\gamma, 0 \leq \beta \leq c_2} \sqrt{p}\mathbf{h}^\top\mathbf{w}\beta - \frac{n}{2}\beta^2 + \|\sqrt{p}\|\mathbf{w}\|_2\mathbf{g} - \sqrt{n}\mathbf{z}\|_2\beta + \mathbf{s}^\top(\sqrt{p}\mathbf{w} + \mathbf{x}) \\
&\geq \min_{\substack{0 \leq \alpha \leq 2c_2 \\ |\alpha - \sqrt{m_n}| \geq \epsilon}} \max_{\mathbf{s} \in \mathcal{D}_\gamma, 0 \leq \beta \leq c_2} \min_{\|\mathbf{w}\|_2 = \alpha} \sqrt{p}\mathbf{h}^\top\mathbf{w}\beta - \frac{n}{2}\beta^2 + \|\sqrt{p}\|\mathbf{w}\|_2\mathbf{g} - \sqrt{n}\mathbf{z}\|_2\beta + \mathbf{s}^\top(\sqrt{p}\mathbf{w} + \mathbf{x}) \\
&= \min_{\substack{0 \leq \alpha \leq 2c_2 \\ |\alpha - \sqrt{m_n}| \geq \epsilon}} \max_{0 \leq \beta \leq c_2} \max_{\mathbf{s} \in \mathcal{D}_\gamma} -\frac{n}{2}\beta^2 + \|\sqrt{p}\alpha\mathbf{g} - \sqrt{n}\mathbf{z}\|_2\beta - \sqrt{p}\|\beta\mathbf{h} + \mathbf{s}\|_2\alpha + \mathbf{s}^\top\mathbf{x}
\end{aligned}$$

The rest of the proof is the same as the one for the upper bound. \square

5.1.3 Solution analysis of Λ

The bounds we obtained in Section 5.1.2 are in the min-max form of the function $\hat{\Lambda}(\alpha, \beta, T_h)$. To simplify the bounds further, we will connect $\hat{\Lambda}$ with its expectation Λ . In this section, we analyze the properties of the saddle point of Λ . Then in Section 5.1.4, we study the uniform concentration of $\hat{\Lambda}(\alpha, \beta, T_h)$ around its mean $\Lambda(\alpha, \beta, T_h)$. Let $\delta = \frac{n}{p}$ and define

$$\Lambda(\alpha, \beta, T_h) = \begin{cases} \sqrt{\alpha^2\delta + \delta^2\sigma_z^2}\beta - \frac{\alpha T_h}{2} - \frac{\delta}{2}\beta^2 + \frac{T_h}{2\alpha} \frac{\|\mathbf{x}\|_2^2 - \mathbb{E}\|\eta(\mathbf{x} + \frac{\alpha\beta\mathbf{h}}{T_h}; \frac{\alpha\gamma}{T_h})\|_2^2}{p}, & \text{if } \alpha > 0, \beta > 0, T_h > 0, \\ \delta\sigma_z\beta - \frac{\delta}{2}\beta^2 + \frac{\gamma\|\mathbf{x}\|_2}{p}, & \text{if } \alpha = 0, \beta \geq 0, T_h > 0, \\ -\frac{\alpha T_h}{2} + \frac{T_h}{2\alpha} \frac{\|\mathbf{x}\|_2^2 - \|\eta(\mathbf{x}; \frac{\alpha\gamma}{T_h})\|_2^2}{p}, & \text{if } \alpha > 0, \beta = 0, T_h \geq 0, \\ -\infty, & \text{if } \alpha \geq 0, \beta > 0, T_h = 0, \\ 0, & \text{if } \alpha = \beta = T_h = 0. \end{cases} \quad (20)$$

These extended definitions make Λ closed and provide closeness for the level sets.

Lemma 2. Consider the min-max problem,

$$\min_{\alpha \geq 0} \max_{\beta \geq 0} \max_{T_h \geq 0} \Lambda(\alpha, \beta, T_h).$$

If $\sigma_z \geq 0, \gamma > 0$, then the following results hold:

- (i) $\Lambda(\alpha, \beta, T_h)$ is convex in α and jointly concave in (β, T_h) ;
- (ii) The set of saddle points is non-empty and compact.
- (iii) Let $(\alpha^*, \beta^*, T_h^*)$ be a saddle point of the system. Then we have $\alpha^*, \beta^*, T_h^* > 0$.
- (iv) Any saddle point $(\alpha^*, \beta^*, T_h^*)$ satisfies the following system of equations:

$$\begin{cases} (\alpha^*)^2 = \frac{1}{p} \mathbb{E} \left\| \eta \left(\mathbf{x} + \frac{\alpha^* \beta^*}{T_h^*} \mathbf{h}; \frac{\alpha^* \gamma}{T_h^*} \right) - \mathbf{x} \right\|_2^2, \\ \frac{1}{p} \mathbb{E} \langle \mathbf{h}, \eta \left(\mathbf{x} + \frac{\alpha^* \beta^*}{T_h^*} \mathbf{h}; \frac{\alpha^* \gamma}{T_h^*} \right) \rangle = \sqrt{(\alpha^*)^2 \delta + \delta^2 \sigma_z^2} - \delta \beta^*, \\ \frac{\alpha^* \beta^*}{T_h^*} = \frac{\sqrt{(\alpha^*)^2 \delta + \delta^2 \sigma_z^2}}{\delta}. \end{cases} \quad (21)$$

Moreover, by setting $\alpha^* = \sqrt{\delta(\sigma^2 - \sigma_z^2)}$, $\beta^* = \frac{\gamma}{\chi}$, $T_h^* = \frac{\gamma \sqrt{\delta(\sigma^2 - \sigma_z^2)}}{\sigma \chi}$ the above three equations are simplified to

$$\begin{cases} \sigma^2 = \sigma_z^2 + \frac{1}{\delta p} \mathbb{E} \left\| \eta(\mathbf{x} + \sigma \mathbf{h}; \sigma \chi) - \mathbf{x} \right\|_2^2, \\ \gamma = \sigma \chi \left(1 - \frac{1}{\delta \sigma p} \mathbb{E} \langle \eta(\mathbf{x} + \sigma \mathbf{h}; \sigma \chi), \mathbf{h} \rangle \right). \end{cases} \quad (22)$$

Proof. Part (i): Let $e_f(\mathbf{x}; \tau) := \min_{\mathbf{v}} \frac{1}{2\tau} \|\mathbf{x} - \mathbf{v}\|_2^2 + f(\mathbf{v})$ be the Moreau Envelope of the function f . We note that the following identity hold:

$$e_f(\mathbf{x}; \tau) + e_{f^*}(\mathbf{x}/\tau; 1/\tau) = \frac{\|\mathbf{x}\|_2^2}{2\tau}. \quad (23)$$

where $f^*(\mathbf{x}') = \sup_{\mathbf{v}} \{\mathbf{v}^\top \mathbf{x}' - f(\mathbf{v})\}$ is the convex conjugate of f . Since we have not found any direct proof of the above identity in the literature, we refer our readers to Lemma 27 for a simple proof of (23).

Since the convex conjugate of $\|\cdot\|_\lambda$ is $\mathbb{I}_{\mathcal{D}_1}(\cdot)$, by making use of the above identity and Lemma 17 (ii), we are able to prove the following form of Λ :

$$\Lambda(\alpha, \beta, T_h) = \beta \sqrt{\alpha^2 \delta + \sigma_z^2 \delta^2} - \frac{\alpha T_h}{2} - \frac{\delta \beta^2}{2} + \frac{T_h \|\mathbf{x}\|_2^2}{2p\alpha} - \frac{\gamma}{p} \mathbb{E} e_{\mathbb{I}_{\mathcal{D}_1}} \left(\frac{T_h}{\alpha \gamma} \mathbf{x} + \frac{\beta}{\gamma} \mathbf{h}; \frac{T_h}{\alpha \gamma} \right) \quad (24)$$

$$= \beta \sqrt{\alpha^2 \delta + \sigma_z^2 \delta^2} - \frac{\alpha T_h}{2} - \frac{\delta \beta^2}{2} - \frac{\gamma}{p} \mathbb{E} \min_{\|\mathbf{s}\|_{\lambda^*} \leq 1} \left\{ \left\langle \mathbf{x}, \frac{\beta}{\gamma} \mathbf{h} - \mathbf{s} \right\rangle + \frac{\alpha \gamma}{2T_h} \left\| \frac{\beta}{\gamma} \mathbf{h} - \mathbf{s} \right\|_2^2 \right\} \quad (25)$$

Since $e_f(\mathbf{x}; \tau)$ is jointly convex in both of its two arguments, (24) implies the joint concavity of Λ in (β, T_h) . Furthermore, (25) implies that Λ is convex in α .

Part (ii): We aim to apply the Saddle Point Theorem (Theorem 7). The rest of the proof is to verify the required conditions. According to part (i), the function $\Lambda(\alpha, \beta, T_h)$ is convex in α over \mathbb{R}_+ for each $(\beta, T_h) \in \mathbb{R}_+ \times \mathbb{R}_{++}$, and jointly concave in (β, T_h) over $\mathbb{R}_+ \times \mathbb{R}_{++}$ for each $\alpha \in \mathbb{R}_+$. It is also clear that the closeness of $\Lambda(\alpha, \beta, T_h)$ will be satisfied if $\Lambda(\alpha, \beta, T_h)$ is continuous at $\alpha = 0$ for each given (β, T_h) . This is true because of the following decomposition:

$$\frac{\|\mathbf{x}\|_2^2}{p} - \left\| \eta \left(\mathbf{x} + \frac{\alpha \beta \mathbf{h}}{T_h}; \frac{\alpha \gamma}{T_h} \right) \right\|_{\mathcal{L}_2}^2 = \underbrace{\left\| \eta \left(\mathbf{x} + \frac{\alpha \beta \mathbf{h}}{T_h}; \frac{\alpha \gamma}{T_h} \right) - \mathbf{x} - \frac{\alpha \beta \mathbf{h}}{T_h} \right\|_{\mathcal{L}_2}^2}_{O\left(\frac{\alpha^2}{T_h^2}\right)} - \frac{\alpha^2 \beta^2}{T_h^2} + \frac{2\alpha \gamma \mathbb{E} \left\| \eta \left(\mathbf{x} + \frac{\alpha \beta \mathbf{h}}{T_h}; \frac{\alpha \gamma}{T_h} \right) \right\|_\lambda}{p T_h}.$$

Note that we have used Lemma 17 (iv) (setting $\gamma_2 = 0$ therein). Finally, we need to find $(\bar{\alpha}, \bar{\beta}, \bar{T}_h) \in \mathbb{R}_+ \times \mathbb{R}_+ \times \mathbb{R}_{++}$, $\bar{c} \in \mathbb{R}$ such that the following two sets are nonempty and compact:

$$\mathcal{H}_1 = \{\alpha \geq 0 : \Lambda(\alpha, \bar{\beta}, \bar{T}_h) \leq \bar{c}\}, \quad \mathcal{H}_2 = \{\beta \geq 0, T_h > 0 : \Lambda(\bar{\alpha}, \beta, T_h) \geq \bar{c}\}.$$

Since $\gamma > 0$, we are able to choose $\bar{T}_h > 0$ small enough so that $\frac{1}{p}\mathbb{E}\|\eta(\frac{\mathbf{h}}{\sqrt{\delta}}; \frac{\gamma}{\bar{T}_h})\|_2^2 < \frac{1}{3}$ and $\bar{\beta} = \frac{\bar{T}_h}{\sqrt{\delta}}$. Then we have for $\alpha > 0$

$$\Lambda(\alpha, \bar{\beta}, \bar{T}_h) = \alpha \bar{T}_h \left(\sqrt{1 + \frac{\delta \sigma_z^2}{\alpha^2}} - \frac{1}{2} - \frac{\bar{T}_h}{2\alpha} + \frac{\|\mathbf{x}\|_2^2}{2p\alpha^2} - \frac{\mathbb{E}\|\eta(\frac{\mathbf{x}}{\alpha} + \frac{\mathbf{h}}{\sqrt{\delta}}; \frac{\gamma}{\bar{T}_h})\|_2^2}{2p} \right). \quad (26)$$

Also, by Lemma 17 Part (i), we conclude that

$$\left\| \eta\left(\frac{\mathbf{x}}{\alpha} + \frac{\mathbf{h}}{\sqrt{\delta}}; \frac{\gamma}{\bar{T}_h}\right) \right\|_{\mathcal{L}_2}^2 \leq 2 \left\| \eta\left(\frac{\mathbf{x}}{\alpha} + \frac{\mathbf{h}}{\sqrt{\delta}}; \frac{\gamma}{\bar{T}_h}\right) - \eta\left(\frac{\mathbf{h}}{\sqrt{\delta}}; \frac{\gamma}{\bar{T}_h}\right) \right\|_{\mathcal{L}_2}^2 + 2 \left\| \eta\left(\frac{\mathbf{h}}{\sqrt{\delta}}; \frac{\gamma}{\bar{T}_h}\right) \right\|_{\mathcal{L}_2}^2 \leq \frac{2\|\mathbf{x}\|_2^2}{p\alpha^2} + \frac{2}{3}. \quad (27)$$

Combining (26) and (27) we know that $\lim_{\alpha \rightarrow \infty} \Lambda(\alpha, \bar{\beta}, \bar{T}_h) = +\infty$. Hence, we can choose $\bar{\alpha} > 0$ and $\bar{c} < \infty$ such that

$$\bar{c} = \Lambda(\bar{\alpha}, \bar{\beta}, \bar{T}_h) > 1. \quad (28)$$

Under our choice of $(\bar{\alpha}, \bar{\beta}, \bar{T}_h)$ and \bar{c} , clearly $\mathcal{H}_1, \mathcal{H}_2$ are nonempty. To obtain the compactness of \mathcal{H}_1 , it is sufficient to show \mathcal{H}_1 is bounded because $\Lambda(\alpha, \bar{\beta}, \bar{T}_h)$ is continuous in α over \mathbb{R}_+ . The boundedness is further guaranteed by $\lim_{\alpha \rightarrow \infty} \Lambda(\alpha, \bar{\beta}, \bar{T}_h) = +\infty$. Regarding \mathcal{H}_2 , we first show it is bounded. If this is not true, there exists a sequence $\{(\beta_k, T_{h,k})\} \subset \mathcal{H}_2$ and one of the following three cases has to hold: (1) $\beta_k \rightarrow \infty, T_{h,k} \rightarrow c_0 < \infty$; (2) $\beta_k \rightarrow \infty, T_{h,k} \rightarrow \infty$; (3) $\beta_k \rightarrow c_0 < \infty, T_{h,k} \rightarrow \infty$. Assuming case (1) holds, then

$$\overline{\lim}_{k \rightarrow \infty} \Lambda(\bar{\alpha}, \beta_k, T_{h,k}) \leq \frac{c_0 \|\mathbf{x}\|_2^2}{2\bar{\alpha}p} + \lim_{k \rightarrow \infty} \left(\sqrt{\bar{\alpha}^2 \delta + \delta^2 \sigma_z^2 \beta_k} - \frac{\delta \beta_k^2}{2} \right) = -\infty,$$

contradicting $\inf_k \Lambda(\bar{\alpha}, \beta_k, T_{h,k}) \geq \bar{c}$. For the other two cases, the same contradiction can be drawn based on (26) and the Cauchy-Schwarz inequality $\|\mathbf{u}\|_\lambda \leq \|\boldsymbol{\lambda}\|_2 \|\mathbf{u}\|_2$. Now given that \mathcal{H}_2 is bounded and $\Lambda(\bar{\alpha}, \beta, T_h)$ is continuous in (β, T_h) , if \mathcal{H}_2 is not compact, there must exist a sequence $\{(\beta_k, T_{h,k})\} \subset \mathcal{H}_2$, such that $T_{h,k} \rightarrow 0$ as $k \rightarrow \infty$. In this case, if $\beta_k \rightarrow c_0 > 0$ then

$$\overline{\lim}_{k \rightarrow \infty} \Lambda(\bar{\alpha}, \beta_k, T_{h,k}) \leq c_0 \sqrt{\bar{\alpha}^2 \delta + \sigma_z^2 \delta^2} - \lim_{k \rightarrow 0} \frac{1}{2\bar{\alpha}p T_{h,k}} \mathbb{E}\|\eta(T_{h,k} \mathbf{x} + \bar{\alpha} \beta_k \mathbf{h}; \bar{\alpha} \gamma)\|_2^2 = -\infty.$$

If $\beta_k \rightarrow 0$, then

$$\overline{\lim}_{k \rightarrow \infty} \Lambda(\bar{\alpha}, \beta_k, T_{h,k}) \leq \lim_{k \rightarrow \infty} \left[\sqrt{\bar{\alpha}^2 \delta + \delta^2 \sigma_z^2 \beta_k} - \frac{\delta}{2} \beta_k^2 - \frac{\bar{\alpha} T_{h,k}}{2} + \frac{T_{h,k} \|\mathbf{x}\|_2^2}{2\bar{\alpha}p} \right] = 0.$$

Both contradict with the fact that $\inf_k \Lambda(\bar{\alpha}, \beta_k, T_{h,k}) \geq \bar{c} > 1$. This completes our proof of part (ii).

Part (iii): We proceed by analyzing the first order conditions of Λ w.r.t. α, β and T_h respectively. We have the following equations:

$$\frac{\partial \Lambda}{\partial \alpha} = -\frac{T_h}{2} + \frac{\alpha \beta \delta}{\sqrt{\alpha^2 \delta + \delta^2 \sigma_z^2}} - \frac{T_h}{2\alpha^2 p} \mathbb{E} \left\| \eta\left(\mathbf{x} + \frac{\alpha \beta}{T_h} \mathbf{h}; \frac{\alpha \gamma}{T_h}\right) - \mathbf{x} \right\|_2^2, \quad (29)$$

$$\frac{\partial \Lambda}{\partial \beta} = \sqrt{(\alpha)^2 \delta + \delta^2 \sigma_z^2} - \delta \beta - \frac{1}{p} \mathbb{E} \left\langle \eta\left(\mathbf{x} + \frac{\alpha \beta}{T_h} \mathbf{h}; \frac{\alpha \gamma}{T_h}\right), \mathbf{h} \right\rangle, \quad (30)$$

$$\frac{\partial \Lambda}{\partial T_h} = -\frac{\alpha}{2} + \frac{1}{2\alpha p} \mathbb{E} \left\| \eta\left(\mathbf{x} + \frac{\alpha \beta}{T_h} \mathbf{h}; \frac{\alpha \gamma}{T_h}\right) - \mathbf{x} \right\|_2^2. \quad (31)$$

We first prove $\alpha^* > 0$ by contradiction. Suppose $\alpha^* = 0$. From (20), we know that $\beta^* = \sigma_z$ and $T_h^* > 0$ and $\Lambda(0, \sigma_z, T_h^*) = \frac{\delta\sigma_z^2}{2} + \frac{\gamma\|\mathbf{x}\|_\lambda}{p}$. However, based on (29), we have that

$$\frac{\partial\Lambda}{\partial\alpha}\Big|_{\substack{\alpha \searrow 0, \\ \beta = \sigma_z, \\ T_h > 0}} = -\frac{T_h}{2} - \frac{\beta^2}{2T_h} \lim_{\alpha \rightarrow 0} \frac{T_h^2}{\alpha^2\beta^2p} \mathbb{E} \left\| \eta\left(\mathbf{x} + \frac{\alpha\beta}{T_h}\mathbf{h}; \frac{\alpha\gamma}{T_h}\right) - \mathbf{x} \right\|_2^2 < 0.$$

This implies that $\Lambda(\bar{\alpha}, \sigma_z, T_h^*) < \Lambda(0, \sigma_z, T_h^*)$ for some small enough $\bar{\alpha} > 0$ which contradicts with the fact that $(\alpha^*, \beta^*, T_h^*)$ is a saddle point.

Now for $\alpha^* > 0$, we want to prove $\beta^*, T_h^* > 0$. It is obvious that $(\beta^*, T_h^*) \notin \mathbb{R}_+ \times \{0\}$ where $\Lambda = -\infty$ since $\Lambda(\alpha^*, 0, 0) = 0$. Further for any $T_h > 0$, $\frac{\partial\Lambda}{\partial\beta}\Big|_{\alpha^*, \beta \searrow 0, T_h} = \sqrt{\delta(\alpha^*)^2 + \delta^2\sigma_z^2} > 0$ which implies that $(\beta^*, T_h^*) \notin \{0\} \times \mathbb{R}_+$. Hence if we show $(\beta^*, T_h^*) \neq (0, 0)$, then can claim $(\beta^*, T_h^*) \in \mathbb{R}_+ \times \mathbb{R}_+$. We note that if we pick $\beta = \frac{T_h}{\sqrt{\delta}}$, then since $\gamma > 0$, we can set T_h small enough such that $\mathbb{E}\|\eta(\mathbf{x} + \frac{\alpha^*\gamma}{\sqrt{\delta}}\mathbf{h}; \frac{\alpha^*\gamma}{T_h})\|_2^2 < \frac{\|\mathbf{x}\|_2^2}{2}$. Hence, we are able to obtain a positive value of Λ for small T_h :

$$\Lambda\left(\alpha^*, \frac{T_h}{\sqrt{\delta}}, T_h\right) > \left(\sqrt{(\alpha^*)^2 + \delta\sigma_z^2} - \frac{\alpha^*}{2} + \frac{\|\mathbf{x}\|_2^2}{4\alpha^*p}\right)T_h - \frac{T_h^2}{2} \geq \frac{\|\mathbf{x}\|_2}{\sqrt{2p}}T_h - \frac{T_h^2}{2} > 0, \quad \forall T_h < \frac{\sqrt{2}\|\mathbf{x}\|_2}{\sqrt{p}}.$$

This indicates that $(\alpha^*, 0, 0)$ is not the optima when $\alpha^* > 0$.

Part (iv): For any saddle point $(\alpha^*, \beta^*, T_h^*)$, our results in part (iii) make sure they lie in the interior of the domain. As a result we have $\frac{\partial\Lambda}{\partial\alpha}(\alpha^*, \beta^*, T_h^*) = 0$, $\frac{\partial\Lambda}{\partial\beta}(\alpha^*, \beta^*, T_h^*) = 0$, $\frac{\partial\Lambda}{\partial T_h}(\alpha^*, \beta^*, T_h^*) = 0$. By further making use of (29), (30), (31), it is straightforward to confirm that the first order equations can be simplified to (21). The equivalence between the three-equation system (21) and the two-equation system (22) can be directly verified. \square

In order to transfer the concentration of $\hat{\Lambda}$ around Λ to the concentration of the minimizer $\hat{\alpha}$ around α^* we need bounds on α^* and the optimizer $(\beta^*(\alpha), T_h^*(\alpha))$ in the maximization step of Λ for each given α . Since σ and χ , defined in (22), have better interpretations and are easier to analyze, we set $\sigma^*(\alpha) = \frac{\alpha\beta^*(\alpha)}{T_h^*(\alpha)}$, $\chi^*(\alpha) = \frac{\gamma}{\beta^*(\alpha)}$ and consider the bounds on these two quantities instead. Recall that we defined $M_\lambda(\chi^*) := \lim_{\sigma \rightarrow 0} \frac{1}{p} \mathbb{E}\|\eta(\frac{\sigma}{\sigma} + \mathbf{h}; \chi^*) - \frac{\sigma}{\sigma}\|_2^2$. The following lemma summarizes the bounds we have derived for these quantities.

Lemma 3. *Below we summarize our bounds for α^* and our upper bound on $\chi^*(\alpha)$ in three different cases:*

(i) *If $M_\lambda(\chi^*) < \delta$, then we have*

$$\frac{\frac{\delta}{p} \mathbb{E}\|\eta(\mathbf{h}; \chi^*)\|_2^2 \sigma_z^2}{\delta - \frac{1}{p} \mathbb{E}\|\eta(\mathbf{h}; \chi^*)\|_2^2} \leq (\alpha^*)^2 \leq \frac{\delta M_\lambda(\chi^*) \sigma_z^2}{\delta - M_\lambda(\chi^*)}.$$

Furthermore, when $\sigma_z \leq \sqrt{\frac{\delta - M_\lambda(\chi^)}{\delta M_\lambda(\chi^*)}} \frac{\|\mathbf{x}\|_2}{\sqrt{2p}}$, we have*

$$\chi^*(\alpha) \leq 1 \vee \frac{48\|\mathbf{x}\|_\infty}{\frac{\|\lambda\|_2^4}{16p^{5/2}}\|\mathbf{x}\|_2} \left(\frac{1}{\sqrt{\delta}} + \frac{\delta\gamma\sqrt{2}}{\sqrt{\delta\alpha^2 + \delta^2\sigma_z^2}} \right). \quad (32)$$

Finally, in this case we must have $\gamma \leq \sqrt{\frac{\delta - \epsilon}{\epsilon}} \sqrt{\frac{\delta}{\delta - M_\lambda(\chi^)}} \frac{\sqrt{p}}{\|\lambda\|_2} \sigma_z$.*

(ii) Suppose that $M_\lambda(\chi^*) > \delta$, and $\mathbb{E}\|\eta(\mathbf{x} + \sigma^* \mathbf{h}; \sigma^* \chi^*) - \mathbf{x}\|_2^2 \leq (1 - \varepsilon)\|\mathbf{x}\|_2^2$ for some $\varepsilon > 0$. Further pick σ_0 such that $\delta\sigma_0^2 = \frac{1}{p}\mathbb{E}\|\eta(\mathbf{x} + \sigma_0 \mathbf{h}; \sigma_0 \chi^*) - \mathbf{x}\|_2^2$ and set $b_0 = \frac{\partial}{\partial \sigma^2} \frac{1}{p}\mathbb{E}\|\eta(\mathbf{x} + \sigma \mathbf{h}; \sigma \chi^*) - \mathbf{x}\|_2^2|_{\sigma=\sigma_0}$. If $\sigma_z^2 \leq \frac{\delta - b_0}{b_0 \delta} \left(\frac{(1 - \varepsilon)\|\mathbf{x}\|_2^2}{p} - \delta\sigma_0^2 \right)$, then we have

$$\delta\sigma_0^2 + \frac{\frac{1}{p}\mathbb{E}\|\eta(\mathbf{h}; \chi^*)\|_2^2 \delta\sigma_z^2}{\delta - \frac{1}{p}\mathbb{E}\|\eta(\mathbf{h}; \chi^*)\|_2^2} \leq (\alpha^*)^2 \leq \left(\delta\sigma_0^2 + \frac{b_0 \delta\sigma_z^2}{\delta - b_0} \right) \wedge \frac{\|\mathbf{x}\|_2^2}{p},$$

and

$$\chi^*(\alpha) \leq 1 \vee \frac{16\|\mathbf{x}\|_\infty}{\varepsilon\sqrt{1 - \varepsilon} \frac{\|\boldsymbol{\lambda}\|_4^4}{p^{5/2}} \|\mathbf{x}\|_2} \left(\frac{1}{\sqrt{\delta}} + \frac{\delta\gamma\sqrt{2}}{\sqrt{\delta\alpha^2 + \delta^2\sigma_z^2}} \right).$$

(iii) If $\sigma_z > \frac{\sqrt{2(\delta+1)}\|\mathbf{x}\|_2}{\delta\sqrt{p}}$, and $\frac{\gamma}{\sigma_z} > \frac{1}{\|\boldsymbol{\lambda}\|_2^2/p} \sqrt{0 \vee \log \frac{16\delta+8}{\delta^2}}$, then we have

$$\|\eta(\mathbf{h}; \chi^*)\|_{\mathcal{L}_2}^2 \sigma_z^2 \leq \|\eta(\mathbf{x} + \sigma_z \mathbf{h}; \sigma_z \chi^*) - \mathbf{x}\|_{\mathcal{L}_2}^2 \leq (\alpha^*)^2 \leq \frac{\delta\|\eta(\mathbf{h}; \frac{\gamma}{2\sigma_z})\|_{\mathcal{L}_2}^2 \sigma_z^2 + \frac{\delta}{p}\|\mathbf{x}\|_2^2}{\delta - \|\eta(\mathbf{h}; \frac{\gamma}{2\sigma_z})\|_{\mathcal{L}_2}^2}, \quad (33)$$

and

$$\chi^*(\alpha) \leq \frac{(2\delta + 1)\gamma}{\sqrt{\delta\alpha^2 + \delta^2\sigma_z^2}}.$$

(iv) Once we obtain an upper bound of $\chi^*(\alpha)$ in (i) - (iii), denoted by U_χ , we have the following bounds for $\sigma^*(\alpha)$.

$$\frac{\alpha^2}{1 + U_\chi^2} \leq (\sigma^*(\alpha))^2 \leq \frac{\alpha^2}{\|\eta(\mathbf{h}; U_\chi)\|_{\mathcal{L}_2}^2}. \quad (34)$$

In addition, we have a common lower bound on $\chi^*(\alpha)$ for all cases in (i) - (iii):

$$\chi^*(\alpha) \geq \frac{\sqrt{\delta}\gamma}{\sqrt{\alpha^2 + \delta\sigma_z^2}} := L_\chi. \quad (35)$$

Proof. First, let us recall the equations σ^* and χ^* should satisfy, i.e., (36) and (37):

$$\delta - \frac{\delta\sigma_z^2}{(\sigma^*)^2} = \frac{1}{p}\mathbb{E}\|\eta\left(\frac{\mathbf{x}}{\sigma^*} + \mathbf{h}; \chi^*\right) - \frac{\mathbf{x}}{\sigma^*}\|_2^2, \quad (36)$$

$$\frac{\delta\gamma}{\sigma^* \chi^*} = \delta - \frac{1}{p}\mathbb{E}\langle \eta\left(\frac{\mathbf{x}}{\sigma^*} + \mathbf{h}; \chi^*\right), \mathbf{h} \rangle, \quad (37)$$

and the equations of $\sigma^*(\alpha)$ and $\chi^*(\alpha)$ for a given α in (38) and (39):

$$\frac{\alpha^2}{\sigma^2} = \frac{1}{p}\mathbb{E}\|\eta\left(\frac{\mathbf{x}}{\sigma} + \mathbf{h}; \chi\right) - \frac{\mathbf{x}}{\sigma}\|_2^2, \quad (38)$$

$$\frac{\delta\gamma}{\sigma\chi} = \frac{\sqrt{\delta\alpha^2 + \delta^2\sigma_z^2}}{\sigma} - \frac{1}{p}\mathbb{E}\langle \eta\left(\frac{\mathbf{x}}{\sigma} + \mathbf{h}; \chi\right), \mathbf{h} \rangle. \quad (39)$$

These results will be repeatedly used in our proof of this lemma. Now we prove the claims in (i) - (iv).

Proof of (i). Recall $M_\lambda(\chi) = \lim_{\sigma \rightarrow 0} \frac{1}{p}\mathbb{E}\|\eta\left(\frac{\mathbf{x}}{\sigma} + \mathbf{h}; \chi\right) - \frac{\mathbf{x}}{\sigma}\|_2^2$. Since χ^* enables the SLOPE to stay above the phase transition, by Lemma 19, we have the following upper bound on χ^* :

$$\delta \geq M_\lambda(\chi^*) \geq \epsilon + \frac{(\chi^*)^2}{p} \sum_{i=1}^k \lambda_i^2, \quad \Rightarrow \quad \chi^* \leq \sqrt{\frac{\delta - \epsilon}{\frac{1}{p}\|\boldsymbol{\lambda}_{[1:k]}\|_2^2}} \leq \sqrt{\frac{\delta - \epsilon}{\epsilon}} \frac{\sqrt{p}}{\|\boldsymbol{\lambda}\|_2}.$$

Now we are ready to bound σ^* and α^* . We first have

$$(\sigma^*)^2 \leq \frac{\delta \sigma_z^2}{\delta - M_\lambda(\chi^*)}, \quad \Rightarrow \quad (\alpha^*)^2 \leq \frac{\delta M_\lambda(\chi^*) \sigma_z^2}{\delta - M_\lambda(\chi^*)}.$$

In addition, since $\delta - \frac{\delta \sigma_z^2}{(\sigma^*)^2} \geq \frac{1}{p} \mathbb{E} \|\eta(\mathbf{h}; \chi^*)\|_2^2$, we have

$$(\sigma^*)^2 \geq \frac{\delta \sigma_z^2}{\delta - \frac{1}{p} \mathbb{E} \|\eta(\mathbf{h}; \chi^*)\|_2^2}, \quad \Rightarrow \quad (\alpha^*)^2 \geq \frac{\frac{\delta}{p} \mathbb{E} \|\eta(\mathbf{h}; \chi^*)\|_2^2 \sigma_z^2}{\delta - \frac{1}{p} \mathbb{E} \|\eta(\mathbf{h}; \chi^*)\|_2^2}.$$

We note that arbitrary choices of γ may not lead to $\lim_{\sigma \rightarrow 0} \frac{1}{p} \mathbb{E} \|\eta(\frac{\mathbf{x}}{\sigma} + \mathbf{h}; \chi) - \frac{\mathbf{x}}{\sigma}\|_2^2 < \delta$. Such γ satisfies

$$\gamma \leq \chi^* \sigma^* \leq \sqrt{\frac{\delta - \epsilon}{\epsilon}} \sqrt{\frac{\delta}{\delta - M_\lambda(\chi^*)}} \frac{\sqrt{p}}{\|\boldsymbol{\lambda}\|_2} \sigma_z.$$

Our next aim is to bound $\chi^*(\alpha)$. Toward this goal, we are going to apply Lemma 17 (vi). Let $u = \frac{\|\boldsymbol{\lambda}\|_2^2}{p}$. We evaluate the value of $\frac{1}{p} \mathbb{E} \|\eta(\mathbf{x} + \sigma \mathbf{h}; \sigma \chi)\|_2^2$ at $\sigma = \frac{c \|\mathbf{x}\|_\infty}{\chi}$ for some constant $c > \frac{1}{u}$:

$$\begin{aligned} \|\eta(\mathbf{x} + \sigma \mathbf{h}; \sigma \chi)\|_{\mathcal{L}_2}^2 \Big|_{\sigma = \frac{c \|\mathbf{x}\|_\infty}{\chi}} &\stackrel{(a)}{\leq} \frac{1}{p} \sum_{i=1}^p \mathbb{E} (|x_i + c \|\mathbf{x}\|_\infty h_i / \chi| - c \|\mathbf{x}\|_\infty u)_+^2 \\ &\leq \frac{c^2 \|\mathbf{x}\|_\infty^2}{\chi^2} \mathbb{E} (|h_1| - \chi(cu - 1)/c)_+^2 \stackrel{(b)}{\leq} \frac{2c^2 \|\mathbf{x}\|_\infty^2}{\chi^2} e^{-\frac{\chi^2(cu-1)^2}{2c^2}}, \end{aligned}$$

where step (a) is due to Lemma 17 (vi) and step (b) is due to Lemma 28. We may set $c = \frac{2}{u}$. For any given $1 > \epsilon > 0$, if $\chi \geq 1 \vee \frac{4}{u} \sqrt{\log \frac{4\sqrt{2} \|\mathbf{x}\|_\infty}{u\epsilon \|\mathbf{x}\|_2 / \sqrt{p}}} \vee 0$, it is not hard to verify that

$$\|\eta(\mathbf{x} + \sigma \mathbf{h}; \sigma \chi)\|_{\mathcal{L}_2}^2 \Big|_{\sigma = \frac{2 \|\mathbf{x}\|_\infty}{\chi}} \leq \frac{\epsilon^2 \|\mathbf{x}\|_2^2}{4p}, \quad \Rightarrow \quad \|\eta(\mathbf{x} + \sigma \mathbf{h}; \sigma \chi) - \mathbf{x}\|_{\mathcal{L}_2}^2 \Big|_{\sigma = \frac{2 \|\mathbf{x}\|_\infty}{\chi}} \geq \frac{(1 - \epsilon) \|\mathbf{x}\|_2^2}{p}.$$

The above result implies the following: if $\chi \geq 1 \vee \frac{4}{u} \sqrt{\log \frac{4\sqrt{2} \|\mathbf{x}\|_\infty}{u\epsilon \|\mathbf{x}\|_2 / \sqrt{p}}}$, then $\frac{1}{p} \|\eta(\mathbf{x} + \sigma \mathbf{h}; \sigma \chi) - \mathbf{x}\|_2^2$ as a function of σ^2 , becomes greater than $\frac{(1 - \epsilon) \|\mathbf{x}\|_2^2}{4p}$ at $\sigma = \frac{2 \|\mathbf{x}\|_\infty}{u \chi}$. Since $\frac{1}{\sigma^2 p} \|\eta(\mathbf{x} + \sigma \mathbf{h}; \sigma \chi) - \mathbf{x}\|_2^2$ is decreasing in σ^2 , we know that $\frac{1}{p} \|\eta(\mathbf{x} + \sigma \mathbf{h}; \sigma \chi) - \mathbf{x}\|_2^2 \geq \frac{(1 - \epsilon) \|\mathbf{x}\|_2^2 u^2 \chi^2}{4p \|\mathbf{x}\|_\infty^2} \sigma^2$ for any $\sigma \leq \frac{2 \|\mathbf{x}\|_\infty}{u \chi}$.

Since $\alpha^2 \leq \frac{\delta M_\lambda(\chi^*)}{\delta - M_\lambda(\chi^*)} \sigma_z^2$, when $\sigma_z \leq \sqrt{\frac{\delta - M_\lambda(\chi^*)}{\delta M_\lambda(\chi^*)}} \frac{\sqrt{1 - \epsilon} \|\mathbf{x}\|_2}{\sqrt{p}}$, we have $\alpha \leq \frac{\sqrt{1 - \epsilon} \|\mathbf{x}\|_2}{\sqrt{p}}$. Now according to (38), this implies that $\alpha^2 \geq \frac{(1 - \epsilon) \|\mathbf{x}\|_2^2 u^2 \chi^2}{4p \|\mathbf{x}\|_\infty^2} (\sigma^*(\alpha))^2$. Additionally by (34), we know $\sigma^*(\alpha) \geq \frac{\alpha}{\sqrt{1 + (\chi^*(\alpha))^2}}$.

On $\chi^*(\alpha) \geq 1$, we have that

$$\begin{aligned} 1 &\geq \frac{1}{p} \mathbb{E} \langle \eta(\mathbf{x} / \sigma^*(\alpha) + \mathbf{h}; \chi^*(\alpha)), \mathbf{h} \rangle = \frac{\sqrt{\delta \alpha^2 + \delta^2 \sigma_z^2}}{\sigma^*(\alpha)} - \frac{\delta \gamma}{\sigma^*(\alpha) \chi^*(\alpha)} \\ &\geq \frac{\sqrt{\delta \alpha^2 + \delta^2 \sigma_z^2}}{\alpha} \frac{\sqrt{1 - \epsilon} \frac{1}{\sqrt{p}} \|\mathbf{x}\|_2 u \chi^*(\alpha)}{2 \|\mathbf{x}\|_\infty} - \frac{\delta \gamma \sqrt{1 + (\chi^*(\alpha))^2}}{\alpha \chi^*(\alpha)} \\ &\geq \frac{\sqrt{\delta \alpha^2 + \delta^2 \sigma_z^2}}{\alpha} \frac{\sqrt{1 - \epsilon} \frac{1}{\sqrt{p}} \|\mathbf{x}\|_2 u \chi^*(\alpha)}{2 \|\mathbf{x}\|_\infty} - \frac{\delta \gamma \sqrt{2}}{\alpha} \end{aligned}$$

These leads to

$$\chi^*(\alpha) \leq 1 \vee \frac{16}{u^2} \frac{\|\mathbf{x}\|_\infty}{\varepsilon \|\mathbf{x}\|_2 / \sqrt{p}} \vee \frac{2\|\mathbf{x}\|_\infty}{\sqrt{1-\varepsilon} \frac{u}{\sqrt{p}} \|\mathbf{x}\|_2} \frac{\alpha + \delta\gamma\sqrt{2}}{\sqrt{\delta\alpha^2 + \delta^2\sigma_z^2}} \leq 1 \vee \frac{16\|\mathbf{x}\|_\infty}{\varepsilon\sqrt{1-\varepsilon} \frac{u}{\sqrt{p}} \|\mathbf{x}\|_2} \left(\frac{1}{\sqrt{\delta}} + \frac{\gamma\sqrt{2\delta}}{\sqrt{\alpha^2 + \delta\sigma_z^2}} \right)$$

where in the last step we use the fact that $\sqrt{2\log x} \leq x$ for $x \geq 1$. Setting $\varepsilon = \frac{1}{2}$ completes the proof.

Proof of (ii). When $M_\lambda(\chi^*) > \delta$, let σ_0 be the value that satisfies

$$\delta\sigma_0^2 = \frac{1}{p} \mathbb{E} \|\eta(\mathbf{x} + \sigma_0 \mathbf{h}; \sigma_0 \chi^*) - \mathbf{x}\|_2^2. \quad (40)$$

Let $b_0 = \frac{\partial}{\partial \sigma^2} \frac{1}{p} \mathbb{E} \|\eta(\mathbf{x} + \sigma \mathbf{h}; \sigma \chi^*) - \mathbf{x}\|_2^2 \Big|_{\sigma=\sigma_0} < \delta$. Then, for the same χ^* , we have

$$\sigma_0^2 + \frac{\delta\sigma_z^2}{\delta - \frac{1}{p} \mathbb{E} \|\eta(\mathbf{h}; \chi^*)\|_2^2} \leq (\sigma^*)^2 \leq \sigma_0^2 + \frac{\delta\sigma_z^2}{\delta - b_0}. \quad (41)$$

and further lower and upper bounds on α^* as below:

$$\delta\sigma_0^2 + \frac{\frac{1}{p} \mathbb{E} \|\eta(\mathbf{h}; \chi^*)\|_2^2 \delta\sigma_z^2}{\delta - \frac{1}{p} \mathbb{E} \|\eta(\mathbf{h}; \chi^*)\|_2^2} \leq (\alpha^*)^2 \leq \delta\sigma_0^2 + \frac{b_0 \delta\sigma_z^2}{\delta - b_0}$$

In regards to the upper bound of $\chi^*(\alpha)$, we can slightly adapt the proof of (i) to obtain the following upper bound:

$$\chi^*(\alpha) \leq 1 \vee \frac{16\|\mathbf{x}\|_\infty}{\varepsilon\sqrt{1-\varepsilon} \frac{u}{\sqrt{p}} \|\mathbf{x}\|_2} \left(\frac{1}{\sqrt{\delta}} + \frac{\delta\gamma\sqrt{2}}{\sqrt{\delta\alpha^2 + \delta^2\sigma_z^2}} \right).$$

We note that an implicit assumption on σ_z to enable the above bound is $\sigma_z^2 \leq \frac{\delta-b_0}{\delta b_0} \left(\frac{(1-\varepsilon)\|\mathbf{x}\|_2^2}{p} - \delta\sigma_0^2 \right)$.

Proof of (iii). We note that $(\sigma^*)^2$ stays above $\sigma_z^2 + \frac{1}{\delta p} \mathbb{E} \|\eta(\mathbf{x} + \sigma_z \mathbf{h}; \sigma_z \chi^*) - \mathbf{x}\|_2^2 + \frac{1}{\delta p} \mathbb{E} \|\eta(\mathbf{h}; \chi^*)\|_2^2 ((\sigma^*)^2 - \sigma_z^2)$ and $\sigma_z^2 + \frac{\|\mathbf{x}\|_2^2}{\delta p} + \frac{1}{\delta p} \mathbb{E} \|\eta(\mathbf{h}; \chi^*)\|_2^2 (\sigma^*)^2$. These observations lead to the following results:

$$\frac{\delta\sigma_z^2 - \frac{1}{p} \mathbb{E} \|\eta(\mathbf{h}; \chi^*)\|_2^2 \sigma_z^2 + \frac{1}{p} \mathbb{E} \|\eta(\mathbf{x} + \sigma_z \mathbf{h}; \sigma_z \chi^*) - \mathbf{x}\|_2^2}{\delta - \frac{1}{p} \mathbb{E} \|\eta(\mathbf{h}; \chi^*)\|_2^2} \leq (\sigma^*)^2 \leq \frac{\delta\sigma_z^2 + \frac{1}{p} \|\mathbf{x}\|_2^2}{\delta - \frac{1}{p} \mathbb{E} \|\eta(\mathbf{h}; \chi^*)\|_2^2},$$

which in turn leads to the following range of α that contains α^* .

$$\frac{\frac{\delta}{p} \mathbb{E} \|\eta(\mathbf{x} + \sigma_z \mathbf{h}; \sigma_z \chi^*) - \mathbf{x}\|_2^2}{\delta - \frac{1}{p} \mathbb{E} \|\eta(\mathbf{h}; \chi^*)\|_2^2} \leq (\alpha^*)^2 \leq \frac{\frac{\delta}{p} \mathbb{E} \|\eta(\mathbf{h}; \chi^*)\|_2^2 \sigma_z^2 + \frac{\delta}{p} \|\mathbf{x}\|_2^2}{\delta - \frac{1}{p} \mathbb{E} \|\eta(\mathbf{h}; \chi^*)\|_2^2}$$

The further lower bound for α^* is obvious due to Lemma 24.

Regarding upper bounds on $\chi^*(\alpha)$, for any constant $c > 1 \vee \sqrt{\delta}$, if $\chi \geq \frac{\delta\gamma}{\sqrt{\delta\alpha^2 + \delta^2\sigma_z^2}} \frac{c}{c-1}$, by (38) and (39) we have that

$$\frac{\sqrt{\delta\alpha^2 + \delta^2\sigma_z^2}}{c\alpha} \left\| \eta\left(\frac{\mathbf{x}}{\sigma} + \mathbf{h}; \chi\right) - \frac{\mathbf{x}}{\sigma} \right\|_{\mathcal{L}_2}^2 = \frac{\sqrt{\delta\alpha^2 + \delta^2\sigma_z^2}}{c\sigma} = \frac{1}{p} \langle \eta\left(\frac{\mathbf{x}}{\sigma} + \mathbf{h}; \chi\right), \mathbf{h} \rangle \leq \left\| \eta\left(\frac{\mathbf{x}}{\sigma} + \mathbf{h}; \chi\right) - \frac{\mathbf{x}}{\sigma} \right\|_{\mathcal{L}_2}^2, \quad (42)$$

which leads to

$$\alpha^2 \geq \frac{\delta^2}{c^2 - \delta} \sigma_z^2.$$

When $\delta^2 > \frac{1}{p} \mathbb{E} \|\eta(\mathbf{h}; \chi^*)\|_2^2$, it is not hard to see that $\frac{\delta^2}{c^2 - \delta} \sigma_z^2 \geq \frac{\frac{\delta}{p} \mathbb{E} \|\eta(\mathbf{h}; \chi^*)\|_2^2 \sigma_z^2 + \frac{\delta}{p} \|\mathbf{x}\|_2^2}{\delta - \frac{1}{p} \mathbb{E} \|\eta(\mathbf{h}; \chi^*)\|_2^2}$ when $\sigma_z^2 \geq \frac{(c^2 - \delta) \frac{\|\mathbf{x}\|_2^2}{p}}{\delta^2 - \frac{c^2}{p} \mathbb{E} \|\eta(\mathbf{h}; \chi^*)\|_2^2}$

which forms a contradiction with the range of α^* . As a result, we have $\chi \leq \frac{\delta\gamma}{\sqrt{\delta\alpha^2 + \delta^2\sigma_z^2}} \frac{c}{c-1}$. If we are able to

pick the model parameters such that $\|\eta(\mathbf{h}; \chi^*)\|_{\mathcal{L}_2}^2 < \frac{\delta^2}{4\delta+2}$, then we may set $c = \sqrt{2\delta+1}$. This will lead to a condition on σ_z as $\sigma_z \geq \frac{\sqrt{2(\delta+1)}\|\mathbf{x}\|_2}{\delta\sqrt{p}}$ and a result of $\chi^*(\alpha) \leq \frac{(2\delta+1)\gamma}{\sqrt{\delta\alpha^2+\delta^2\sigma_z^2}}$. Next we prove our claim.

We argue that when $\sigma_z \geq \frac{\sqrt{\delta+1}\|\mathbf{x}\|_2}{\delta\sqrt{p}}$, $\chi^* > \frac{\gamma}{2\sigma_z}$. With this claim, in order to have $\|\eta(\mathbf{h}; \chi^*)\|_{\mathcal{L}_2}^2 < \frac{\delta^2}{4\delta+2}$, using Lemma 17 (vi) and Lemma 28, we can simply set $\frac{\gamma}{\sigma_z} \geq \frac{1}{\|\boldsymbol{\lambda}\|_2^2/p} \sqrt{0 \vee \log \frac{16\delta+8}{\delta^2}}$.

Let $\sigma_z \geq \frac{\|\mathbf{x}\|_2}{C_1\sqrt{p}}$ for now. Using (36) we obtain

$$\begin{aligned} \frac{\delta\sigma_z}{\sigma^*} &\geq \frac{\delta\sigma_z^2}{(\sigma^*)^2} = \delta - \|\mathbf{h} - \mathbf{\Pi}_{\mathcal{D}_{\chi^*}}(\mathbf{x}/\sigma^* + \mathbf{h})\|_{\mathcal{L}_2}^2 \\ &= \delta - 1 + \frac{1}{p}\mathbb{E}\langle \mathbf{h}, \mathbf{\Pi}_{\mathcal{D}_{\chi^*}}(\mathbf{x}/\sigma^* + \mathbf{h}) \rangle + \frac{1}{p}\mathbb{E}\langle \mathbf{x}/\sigma^* + \mathbf{h}, \mathbf{\Pi}_{\mathcal{D}_{\chi^*}}(\mathbf{x}/\sigma^* + \mathbf{h}) \rangle \\ &\quad - \|\mathbf{\Pi}_{\mathcal{D}_{\chi^*}}(\mathbf{x}/\sigma^* + \mathbf{h})\|_{\mathcal{L}_2}^2 - \frac{1}{p}\mathbb{E}\langle \mathbf{x}/\sigma^*, \mathbf{\Pi}_{\mathcal{D}_{\chi^*}}(\mathbf{x}/\sigma^* + \mathbf{h}) \rangle \\ &\stackrel{(a)}{\geq} \delta - 1 + \frac{1}{p}\mathbb{E}\langle \mathbf{h}, \mathbf{\Pi}_{\mathcal{D}_{\chi^*}}(\mathbf{x}/\sigma^* + \mathbf{h}) \rangle - \frac{1}{p}\mathbb{E}\langle \mathbf{x}/\sigma^*, \mathbf{\Pi}_{\mathcal{D}_{\chi^*}}(\mathbf{x}/\sigma^* + \mathbf{h}) \rangle \\ &\stackrel{(b)}{\geq} \delta - 1 + \frac{1}{p}\mathbb{E}\langle \mathbf{h}, \mathbf{\Pi}_{\mathcal{D}_{\chi^*}}(\mathbf{x}/\sigma^* + \mathbf{h}) \rangle - \frac{\|\mathbf{x}\|_2}{\sigma^*\sqrt{p}} \sqrt{1 + \frac{\|\mathbf{x}\|_2^2}{(\sigma^*)^2 p}} \\ &\geq \delta - 1 + \frac{1}{p}\mathbb{E}\langle \mathbf{h}, \mathbf{\Pi}_{\mathcal{D}_{\chi^*}}(\mathbf{x}/\sigma^* + \mathbf{h}) \rangle - \frac{\|\mathbf{x}\|_2}{\sigma^*\sqrt{p}} \sqrt{1 + C_1^2}, \end{aligned}$$

where step (a) is by Lemma 17 (i), (b) is by the Cauchy Schwarz inequality. This implies that

$$\frac{\delta\sigma_z + \sqrt{1 + C_1^2}\|\mathbf{x}\|_2/\sqrt{p}}{\sigma^*} \geq \delta - 1 + \frac{1}{p}\mathbb{E}\langle \mathbf{h}, \mathbf{\Pi}_{\mathcal{D}_{\chi^*}}(\mathbf{x}/\sigma^* + \mathbf{h}) \rangle.$$

Now by (37), we have

$$\delta\gamma = \sigma^*\chi^*(\delta - 1 + \frac{1}{p}\mathbb{E}\langle \mathbf{h}, \mathbf{\Pi}_{\mathcal{D}_{\chi^*}}(\mathbf{x}/\sigma^* + \mathbf{h}) \rangle) \leq (\delta\sigma_z + \sqrt{1 + C_1^2}\|\mathbf{x}\|_2/\sqrt{p})\chi^*,$$

which implies that

$$\chi^* \geq \frac{\delta\gamma}{\delta\sigma_z + \sqrt{1 + C_1^2}\|\mathbf{x}\|_2/\sqrt{p}} \geq \frac{\delta}{\delta + C_1\sqrt{1 + C_1^2}\sigma_z} \frac{\gamma}{\sigma_z}.$$

By setting $C_1^2 = \frac{1}{2}(\sqrt{4\delta^2+1} - 1)$, we have $C_1\sqrt{1 + C_1^2} = \delta$, and hence $\chi^* \geq \frac{\gamma}{2\sigma_z}$. We note that decreasing C_1 does not affect the above results. This gives us a cleaner form of $C_1 = \frac{\delta}{\sqrt{\delta+1}}$. The proof is hence completed.

As the last step, we aim to simplify the lower bound of α^* . Let $\bar{\mathcal{D}}_\chi = \{\mathbf{v} : |\mathbf{v}|_{(1)} \leq \chi\|\boldsymbol{\lambda}\|_2^2/p\}$. We have

$$\|\eta(\mathbf{x} + \sigma_z\mathbf{h}; \sigma_z\chi^*) - \eta(\sigma_z\mathbf{h}; \sigma_z\chi^*)\|_{\mathcal{L}_2} \leq \frac{\|\mathbf{x}\|_2}{\sqrt{p}} (1 - \mathbb{P}(\mathbf{x} + \sigma_z\mathbf{h} \in \bar{\mathcal{D}}_{\sigma_z\chi^*}, \sigma_z\mathbf{h} \in \bar{\mathcal{D}}_{\sigma_z\chi^*})).$$

Proof of (iv). By Lemma 9 (iii), $\frac{1}{\sigma^2}\mathbb{E}\|\eta(\mathbf{x} + \sigma\mathbf{h}; \sigma\chi) - \mathbf{x}\|_2^2$ is a decreasing function of σ^2 . Since $\frac{1}{\sigma^2}\mathbb{E}\|\eta(\mathbf{x} + \sigma\mathbf{h}; \sigma\chi) - \mathbf{x}\|_2^2 \leq 1 + \chi^2$ by Lemma 18 and $\lim_{\sigma \rightarrow \infty} \frac{1}{\sigma^2}\mathbb{E}\|\eta(\mathbf{x} + \sigma\mathbf{h}; \sigma\chi) - \mathbf{x}\|_2^2 = \mathbb{E}\|\eta(\mathbf{h}; \chi)\|_2^2$, we know that

$$\frac{1}{p}\mathbb{E}\|\eta(\mathbf{h}; U_\chi)\|_2^2 \leq \frac{\alpha^2}{(\sigma^*(\alpha))^2} \leq 1 + U_\chi^2.$$

This proves (34). (35) is a simple result of (39) and the fact that $\mathbb{E}\langle \eta(\frac{\mathbf{x}}{\sigma} + \mathbf{h}; \chi), \mathbf{h} \rangle = \mathbb{E}\langle \eta(\frac{\mathbf{x}}{\sigma} + \mathbf{h}; \chi) - \eta(\frac{\mathbf{x}}{\sigma}; \chi), \mathbf{h} \rangle \geq \mathbb{E}\|\eta(\frac{\mathbf{x}}{\sigma} + \mathbf{h}; \chi) - \eta(\frac{\mathbf{x}}{\sigma}; \chi)\|_2^2 \geq 0$. \square

5.1.4 Concentration of $\hat{\Lambda}$ on Λ

In this section, we justify the concentration of the objective function $\hat{\Lambda}$ around Λ under different model settings. Let us start with a few basic concentration results which can be proved from standard results, and will serve as the building blocks for our subsequent analyses.

Lemma 4. *Let c and C denote absolute constants. We have the following concentration results:*

(i) *For any $t \geq 0$, we have $\mathbb{P}\left(\left|\frac{1}{\sqrt{n}}\|\sqrt{\delta}\alpha\mathbf{g} - \delta\mathbf{z}\|_2 - \sqrt{\delta\alpha^2 + \delta^2\sigma_z^2}\right| > t\right) \leq 6e^{-\frac{cpt^2}{\alpha^2 + \delta\sigma_z^2}}$. Furthermore,*

$$\mathbb{P}\left(\sup_{\alpha \leq U_\alpha} \left|\frac{1}{\sqrt{p}}\|\alpha\mathbf{g} - \sqrt{\delta}\mathbf{z}\|_2 - \sqrt{\delta\alpha^2 + \delta^2\sigma_z^2}\right| > t\right) \leq C \frac{\sqrt{\delta}U_\alpha + (\sqrt{\delta} + 1)t}{t} e^{-\frac{cpt^2}{(U_\alpha + \sqrt{\delta}\sigma_z)^2}} := P_1(U_\alpha, t). \quad (43)$$

(ii) *We have that*

$$\mathbb{P}\left(\frac{1}{p}|\langle \mathbf{h}, \mathbf{x} \rangle| > t\right) \leq 2e^{-\frac{cpt^2}{\|\mathbf{x}\|_2^2/p}} := P_2(t), \quad \forall t \geq 0. \quad (44)$$

(iii) *If $\theta = \frac{1}{\sqrt{p}}\mathbb{E}\|\eta(\mathbf{x} + \sigma\mathbf{h}; \sigma\chi)\|_2$, then $\mathbb{P}\left(\frac{1}{\sigma p}\|\eta(\mathbf{x} + \sigma\mathbf{h}; \sigma\chi)\|_2^2 - \mathbb{E}\|\eta(\mathbf{x} + \sigma\mathbf{h}; \sigma\chi)\|_2^2 > t\right) \leq 3e^{-\frac{pt^2}{\theta^2 + \sigma t}}$.*

Proof. Proof of (i). First, by applying the Bernstein's inequality (please refer to Theorem 5) and Lemma 21, we have

$$\begin{aligned} & \mathbb{P}\left(\left|\frac{1}{n}\|\sqrt{\delta}\alpha\mathbf{g} - \delta\mathbf{z}\|_2^2 - (\delta\alpha^2 + \delta^2\sigma_z^2)\right| > t\right) \\ & \leq \mathbb{P}\left(\left|\frac{1}{n}\|\mathbf{g}\|_2^2 - 1\right| > \frac{t}{(\sqrt{\delta}\alpha + \delta\sigma_z)^2}\right) + \mathbb{P}\left(\frac{1}{n}|\langle \mathbf{g}, \mathbf{z} \rangle| > \frac{\sigma_z t}{(\sqrt{\delta}\alpha + \delta\sigma_z)^2}\right) + \mathbb{P}\left(\left|\frac{1}{n}\|\mathbf{z}\|_2^2 - \sigma_z^2\right| > \frac{\sigma_z^2 t}{(\sqrt{\delta}\alpha + \delta\sigma_z)^2}\right) \\ & \leq 6e^{-\frac{cnt^2}{(\sqrt{\delta}\alpha + \delta\sigma_z)^4 + (\sqrt{\delta}\alpha + \delta\sigma_z)^2 t}} \end{aligned}$$

Since⁷ $|z - c| > \delta$ implies that $|z^2 - c^2| > c\delta \vee \delta^2$, we have

$$\begin{aligned} & \mathbb{P}\left(\left|\frac{1}{\sqrt{n}}\|\sqrt{\delta}\alpha\mathbf{g} - \delta\mathbf{z}\|_2 - \sqrt{\delta\alpha^2 + \delta^2\sigma_z^2}\right| > t\right) \\ & \leq \mathbb{P}\left(\left|\frac{1}{n}\|\sqrt{\delta}\alpha\mathbf{g} - \delta\mathbf{z}\|_2^2 - (\delta\alpha^2 + \delta^2\sigma_z^2)\right| > (\sqrt{\delta\alpha^2 + \delta^2\sigma_z^2} t \vee t^2)\right) \\ & \leq 6e^{-\frac{cpt^2}{\alpha^2 + \delta\sigma_z^2}} \end{aligned}$$

This completes the first part. To extend the result to bounding the supreme difference, we first note that

$$\begin{aligned} & \left| \frac{1}{\sqrt{n}}\|\sqrt{\delta}\alpha_1\mathbf{g} - \delta\mathbf{z}\|_2 - \sqrt{\delta\alpha_1^2 + \delta^2\sigma_z^2} - \left(\frac{1}{\sqrt{n}}\|\sqrt{\delta}\alpha_2\mathbf{g} - \delta\mathbf{z}\|_2 - \sqrt{\delta\alpha_2^2 + \delta^2\sigma_z^2} \right) \right| \\ & \leq \frac{1}{\sqrt{n}} \left| \|\sqrt{\delta}\alpha_1\mathbf{g} - \delta\mathbf{z}\|_2 - \|\sqrt{\delta}\alpha_2\mathbf{g} - \delta\mathbf{z}\|_2 \right| + \left| \sqrt{\delta\alpha_1^2 + \delta^2\sigma_z^2} - \sqrt{\delta\alpha_2^2 + \delta^2\sigma_z^2} \right| \\ & \leq \frac{\sqrt{\delta}\|\mathbf{g}\|_2}{\sqrt{n}} |\alpha_1 - \alpha_2| + \left| \int_{\alpha_1}^{\alpha_2} \frac{\delta t}{\sqrt{\delta t^2 + \delta^2\sigma_z^2}} dt \right| \\ & \leq \left(\frac{\|\mathbf{g}\|_2}{\sqrt{n}} + 1 \right) \sqrt{\delta} |\alpha_1 - \alpha_2|. \end{aligned}$$

⁷We refer the reader to Vershynin (2018) for the result: $|z - 1| > \delta$ implies $|z^2 - 1| > \delta \vee \delta^2$. A simply adaption gives us what we claim here.

The Lipschitz constant of the difference is $(2 + s_1)\sqrt{\delta}$ on $\|\mathbf{g}\|_2 \leq \sqrt{n}(1 + s_1)$. Let \mathcal{T} be an ϵ -net on $(0, U_\alpha]$ with $\epsilon = \frac{t}{(4+2s_1)\sqrt{\delta}}$. It is straightforward to confirm that $|\mathcal{T}| \leq \frac{U_\alpha(8+4s_1)\sqrt{\delta}}{t}$. Therefore, we have

$$\begin{aligned} & \mathbb{P}\left(\sup_{0 < \alpha \leq U_\alpha} \left| \frac{1}{\sqrt{n}} \|\sqrt{\delta}\alpha\mathbf{g} - \delta\mathbf{z}\|_2 - \sqrt{\delta\alpha^2 + \delta^2\sigma_z^2} \right| > t\right) \\ & \leq |\mathcal{T}| \sup_{\alpha \in \mathcal{T}} \mathbb{P}\left(\left| \frac{1}{\sqrt{n}} \|\sqrt{\delta}\alpha\mathbf{g} - \delta\mathbf{z}\|_2 - \sqrt{\delta\alpha^2 + \delta^2\sigma_z^2} \right| > \frac{t}{2}\right) + \mathbb{P}(\|\mathbf{g}\|_2 > \sqrt{n}(1 + s_1)) \\ & \leq \frac{U_\alpha(8 + 4s_1)\sqrt{\delta}}{t} e^{-\frac{cpt^2}{(U_\alpha + \sqrt{\delta}\sigma_z)^2}} + e^{-c\delta ps_1^2} \leq C \frac{\sqrt{\delta}U_\alpha + (\sqrt{\delta} + 1)t}{t} e^{-\frac{cpt^2}{(U_\alpha + \sqrt{\delta}\sigma_z)^2}}. \end{aligned}$$

where in the last step we set $s_1 = \frac{t}{U_\alpha + \sqrt{\delta}\sigma_z}$.

Proof of (ii). We note that $\langle \mathbf{h}, \mathbf{x} \rangle$ is Lipschitz in \mathbf{h} . The result then follows by applying the Gaussian Lipschitz concentration (please refer to Theorem 6);

Proof of (iii). In the rest of this proof, to simplify the notations, we use η to denote the proximal operator $\eta(\mathbf{x} + \sigma\mathbf{h}; \sigma\chi)$ as a function of \mathbf{h} . It is not hard to see that $\|\|\eta\|_2\|_{\text{Lip}} \leq \sigma$. Therefore, by Theorem 6,

$$\mathbb{P}(\|\|\eta\|_2 - \mathbb{E}\|\eta\|_2\| > t) \leq 2e^{-\frac{ct^2}{\sigma^2}}.$$

This further implies that

$$\mathbb{P}(\|\|\eta\|_2^2 - [\mathbb{E}\|\eta\|_2]^2\| > t) \leq \mathbb{P}(\|\eta\|_2 - \mathbb{E}\|\eta\|_2 > s) + \mathbb{P}(\|\|\eta\|_2 - \mathbb{E}\|\eta\|_2\| > \frac{t}{2\mathbb{E}\|\eta\|_2 + s})$$

Setting $s = -\mathbb{E}\|\eta\|_2 + \sqrt{[\mathbb{E}\|\eta\|_2]^2 + t}$, we obtain that

$$\mathbb{P}(\|\|\eta\|_2^2 - \mathbb{E}\|\eta\|_2^2\| > t) \leq 3e^{-\frac{ct^2}{\sigma^2([\mathbb{E}\|\eta\|_2]^2 + t)}}.$$

This gives us the final result. □

Part (iii) in Lemma 4 further gives us the following supremum bound.

Lemma 5. *Suppose that $\sigma \in [0, U_\sigma]$ and $\chi \leq U_\chi$. Then, we have the following concentration:*

$$\begin{aligned} & \mathbb{P}\left(\sup_{\sigma, \chi} \frac{1}{\sigma p} \left| \|\eta(\mathbf{x} + \sigma\mathbf{h}; \sigma\chi)\|_2^2 - \mathbb{E}\|\eta(\mathbf{x} + \sigma\mathbf{h}; \sigma\chi)\|_2^2 \right| > t\right) \\ & \leq P_2(t) + C \frac{(1 + \|\mathbf{x}\|_2^2/p + \frac{t^4}{\|\mathbf{x}\|_2^4/p^2} + U_\chi^4 + U_\sigma^4)(U_\sigma^2 + U_\chi^2)}{t^2} e^{-\frac{cpt^2}{\|\mathbf{x}\|_2^2/p + U_\sigma^2 + U_\sigma t}} := P_2(t) + P_3(U_\chi, U_\sigma, t), \end{aligned} \tag{45}$$

where $P_2(t)$ was defined in the statement of Lemma 4.

Proof. Consider the function $S(\sigma, \chi)$ defined as

$$S(\sigma, \chi) := \frac{1}{\sigma} \left(\|\eta(\mathbf{x} + \sigma\mathbf{h}; \sigma\chi)\|_2^2 - \mathbb{E}\|\eta(\mathbf{x} + \sigma\mathbf{h}; \sigma\chi)\|_2^2 \right).$$

S is obviously continuous in (σ, χ) . In addition, by L'Hopital rule, it is not hard to see that $\overline{\lim}_{\sigma \rightarrow 0} S(\sigma, \chi) < \infty$. We would like to justify the Lipschitz property of S . From (77), we can obtain the following expressions

for the partial derivative of S :

$$\frac{\partial S}{\partial \sigma} = \frac{1}{\sigma^2} (\|\eta(\mathbf{x} + \sigma \mathbf{h}; \sigma \chi) - \mathbf{x}\|_2^2 - \mathbb{E}\|\eta(\mathbf{x} + \sigma \mathbf{h}; \sigma \chi) - \mathbf{x}\|_2^2), \quad (46)$$

$$\frac{\partial S}{\partial \chi} = \frac{2}{\sigma \chi} (-\langle \mathbf{\Pi}_{\mathcal{D}_{\sigma \chi}}(\mathbf{x} + \sigma \mathbf{h}), \eta(\mathbf{x} + \sigma \mathbf{h}; \sigma \chi) \rangle + \mathbb{E}\langle \mathbf{\Pi}_{\mathcal{D}_{\sigma \chi}}(\mathbf{x} + \sigma \mathbf{h}), \eta(\mathbf{x} + \sigma \mathbf{h}; \sigma \chi) \rangle). \quad (47)$$

Using Lemma 18, we obtain the following upper bounds for $\frac{\partial S}{\partial \sigma}$ and $\frac{\partial S}{\partial \chi}$:

$$\left| \frac{\partial S}{\partial \sigma} \right| \leq \|\mathbf{h}\|_2^2 + p + 2\chi^2 \|\boldsymbol{\lambda}\|_2^2 := \xi_\sigma, \quad (48)$$

$$\left| \frac{\partial S}{\partial \chi} \right| \leq 2\|\boldsymbol{\lambda}\|_2 (\|\eta(\mathbf{x} + \sigma \mathbf{h}; \sigma \chi)\|_2 + \mathbb{E}\|\eta(\mathbf{x} + \sigma \mathbf{h}; \sigma \chi)\|_2) := \xi_\chi. \quad (49)$$

Therefore, $\|S\|_{\text{Lip}} \leq \xi_\sigma + \xi_\chi := p\xi$. On the set $\{\|\mathbf{h}\|_2 \leq \sqrt{p}(1+s)\}$, we may use the following bound for ξ :

$$\xi \lesssim 1 + \|\mathbf{x}\|_2 / \sqrt{p} + s^2 + U_\sigma^2 + U_\chi^2.$$

Now for a given $t > 0$, consider an ϵ -net \mathcal{T} of the compact set $\{(\sigma, \tau) : 0 \leq \sigma \leq U_\sigma, L_\chi \leq \chi \leq U_\chi\}$ with $\epsilon = \frac{t}{2\xi}$. The basic result (see, for example, Vershynin (2018) Corollary 4.2.13) in metric entropy tells us that the $\frac{t}{2\xi}$ -covering number in two-dimensional space satisfies

$$|\mathcal{T}| \lesssim \frac{\xi^2(U_\sigma^2 + U_\chi^2)}{t^2}.$$

$\|S\|_{\text{Lip}} \leq \xi$ guarantees that S over its domain will not be ‘‘too far away’’ from its value on \mathcal{T} . By the concentration bound we derived in Lemma 4 (iii), we obtain the following union bound after setting $s = \frac{t}{\|\mathbf{x}\|_2 / \sqrt{p}}$:

$$\begin{aligned} \mathbb{P}\left(\sup_{\sigma \leq U_\sigma, \chi \leq U_\chi} S(\sigma, \tau) > pt\right) &\leq |\mathcal{T}| \sup_{\substack{\sigma \leq U_\sigma, \\ L_\chi \leq \chi \leq U_\chi}} \mathbb{P}(|S(\sigma, \chi)| > pt) + \mathbb{P}(\|\mathbf{h}\|_2 \geq \sqrt{p}(1+s)) \\ &\lesssim \frac{\xi^2(U_\sigma^2 + U_\chi^2)}{t^2} e^{-\frac{cpt^2}{\|\mathbf{x}\|_2^2/p + U_\sigma^2 + U_\chi^2}} + P_2(t) \end{aligned}$$

With some algebra, it is not hard to see that $\xi^2(U_\sigma^2 + U_\chi^2) \lesssim C(1 + \|\mathbf{x}\|_2^2/p + \frac{t^4}{\|\mathbf{x}\|_2^4/p^2} + U_\chi^4 + U_\sigma^4)(U_\sigma^2 + U_\chi^2)$. \square

With the above results, we are ready to prove the concentration of $\hat{\Lambda}$ on Λ .

Lemma 6. Consider the set $\mathcal{K} = \{(\alpha, \beta, T_h) : 0 \leq \alpha \leq U_\alpha, L_\chi \leq \frac{\gamma}{\beta} \leq U_\chi, \frac{\alpha\beta}{T_h} \leq U_\sigma\}$, then for any $t \geq 0$, we have that

$$\mathbb{P}\left(\sup_{(\alpha, \beta, T_h) \in \mathcal{K}} \frac{1}{\gamma} (\hat{\Lambda}(\alpha, \beta, T_h) - \Lambda(\alpha, \beta, T_h)) > t\right) \leq P_1(U_\alpha, L_\chi t) + P_2(L_\chi t) + P_3(U_\chi, U_\sigma, L_\chi t). \quad (50)$$

where P_1 , P_2 and P_3 are presented in (43), (44) and (45) respectively.

Proof. First we know that

$$\frac{1}{\beta} (\hat{\Lambda} - \Lambda) = \underbrace{\frac{\|\sqrt{p}\alpha \mathbf{g} - \sqrt{n}\mathbf{z}\|_2}{p} - \sqrt{\alpha^2\delta + \delta^2\sigma_z^2}}_{:=\mathcal{J}_1} - \underbrace{\frac{\mathbf{h}^\top \mathbf{x}}{p}}_{:=\mathcal{J}_2} - \underbrace{\frac{T_h}{2\alpha\beta} \left(\frac{\|\eta(\mathbf{x} + \frac{\alpha\beta}{T_h}\mathbf{h}; \frac{\alpha\gamma}{T_h})\|_2^2}{p} - \frac{\mathbb{E}\|\eta(\mathbf{x} + \frac{\alpha\beta}{T_h}\mathbf{h}; \frac{\alpha\gamma}{T_h})\|_2^2}{p} \right)}_{:=\mathcal{J}_3}.$$

This leads to the union bound,

$$\mathbb{P}\left(\max_{\mathcal{K}} \frac{1}{\gamma} |\hat{\Lambda} - \Lambda| > t\right) \leq \mathbb{P}\left(\max_{0 < \alpha \leq U_\alpha} |\mathcal{J}_1| > \frac{L_\chi t}{3}\right) + \mathbb{P}\left(|\mathcal{J}_2| > \frac{L_\chi t}{3}\right) + \mathbb{P}\left(\max_{\mathcal{K}} |\mathcal{J}_3| > \frac{L_\chi t}{3}\right).$$

The result then follows from Lemma 4 (i), (ii) and Lemma 5. \square

In order to transfer the above concentration results from the objective functions to the saddle points, we need to make use of the Hessian information of the objective function. The rest of this section is devoted to bounding the eigenvalues of the Hessian matrix of Λ w.r.t. (α, β, T_h) .

Lemma 7. *Suppose $\mathbb{P}(\sup_{(\alpha, \beta, T_h) \in \mathcal{K}} |\hat{\Lambda} - \Lambda| > t) \leq p_0$ for some set \mathcal{K} . Furthermore, for any given $\alpha \in [L_\alpha, U_\alpha]$ with some $L_\alpha < U_\alpha$, let $(\beta^*(\alpha), T_h^*(\alpha)) = \arg \sup_{\beta, T_h} \Lambda(\alpha, \beta, T_h)$, the slice of (β, T_h) in \mathcal{K} given α contains an open ball $B_{r(\alpha)}((\beta^*(\alpha), T_h^*(\alpha)))$ and the smallest eigenvalue of negative Hessian of Λ w.r.t. (β, T_h) can be lower bounded by $\psi_1(\alpha)$, then we have that*

$$\mathbb{P}\left(\left|\sup_{\beta, T_h} \hat{\Lambda} - \sup_{\beta, T_h} \Lambda\right| > t\right) \leq p_0, \quad \forall \alpha \in [L_\alpha, U_\alpha], \quad t \leq \frac{r^2(\alpha)\psi_1(\alpha)}{4}.$$

Proof. From now on we only focus on the subset of the probability space where $\sup_{\mathcal{K}} |\hat{\Lambda} - \Lambda| \leq t$. For any $\alpha \in [L_\alpha, U_\alpha]$, the condition guarantees that $(\alpha, \beta^*(\alpha), T_h^*(\alpha)) \in \mathcal{K}$. Hence, we have

$$\sup_{\beta, T_h} \Lambda - \sup_{\beta, T_h} \hat{\Lambda} \leq \Lambda(\alpha, \beta^*(\alpha), T_h^*(\alpha)) - \hat{\Lambda}(\alpha, \beta^*(\alpha), T_h^*(\alpha)) \leq t.$$

Furthermore, the distance between the supremum of $\hat{\Lambda}$ and the supremum of Λ cannot be larger than $2\sqrt{\frac{t}{\psi_1(\alpha)}}$. Hence, we have that the supremum of $\hat{\Lambda}$ also stays in \mathcal{K} when $t \leq \frac{r^2(\alpha)\psi_1(\alpha)}{4}$. Let $(\beta_1^*(\alpha), T_{h1}^*(\alpha)) = \arg \sup_{\beta, T_h} \hat{\Lambda}(\alpha, \beta, T_h)$. Since $(\alpha, \beta_1^*(\alpha), T_{h1}^*(\alpha)) \in \mathcal{K}$, we have

$$\sup_{\beta, T_h} \hat{\Lambda} - \sup_{\beta, T_h} \Lambda \leq \hat{\Lambda}(\alpha, \beta_1^*(\alpha), T_{h1}^*(\alpha)) - \Lambda(\alpha, \beta_1^*(\alpha), T_{h1}^*(\alpha)) \leq t.$$

This gives us

$$\left|\sup_{\beta, T_h} \hat{\Lambda} - \sup_{\beta, T_h} \Lambda\right| \leq t.$$

The convexity easily follows. \square

Remark 9. *We emphasize that here the supremum for $\hat{\Lambda}$ is its global maximum given any α , instead of the supremum within the set \mathcal{K} . In addition, both $\sup_{\beta, T_h} \hat{\Lambda}(\alpha)$ and $\sup_{\beta, T_h} \Lambda(\alpha)$ are convex.*

Remark 10. *Suppose for each α , we have $(\frac{\alpha\beta}{T_h}, \frac{\gamma}{\beta}) \in [\frac{L_\sigma}{2}, 2U_\sigma] \times [\frac{L_\chi}{2}, 2U_\chi]$ while the optimal pair $(\frac{\alpha\beta^*}{T_h^*}, \frac{\gamma}{\beta^*}) \in [L_\sigma, U_\sigma] \times [L_\chi, U_\chi]$. Then, we can pick $r(\alpha) = \frac{\alpha\gamma}{U_\chi \max\{2U_\sigma, \sqrt{L_\sigma^2 + 4\alpha^2}\}}$.*

Remark 11. *Regarding $\psi_1(\alpha)$, we can obtain a bound using the following arguments. Assume $L_\sigma \leq \frac{\alpha\beta}{T_h} \leq U_\sigma$, $L_\chi \leq \frac{\gamma}{\beta} \leq U_\chi$. Define $M_{hh} = \frac{1}{p} \mathbb{E} \sum_{\mathcal{I} \in \mathcal{P}_0} \frac{(\sum_{j \in \mathcal{I}} h_j s_j)^2}{|\mathcal{I}|}$, $M_{h\lambda} = \frac{1}{p} \mathbb{E} \sum_{\mathcal{I} \in \mathcal{P}_0} \frac{(\sum_{j \in \mathcal{I}} h_j s_j)(\sum_{j \in \mathcal{I}} \lambda_j)}{|\mathcal{I}|}$, $M_{\lambda\lambda} = \frac{1}{p} \mathbb{E} \sum_{\mathcal{I} \in \mathcal{P}_0} \frac{(\sum_{j \in \mathcal{I}} \lambda_j)^2}{|\mathcal{I}|}$, where $s_j = \text{sign}(x_j + \frac{\alpha\beta}{T_h} h_j)$. Then with some calculations we can represent the second order derivatives of Λ w.r.t. (β, T_h) as*

$$\frac{\partial^2 \Lambda}{\partial \beta^2} = -\delta - \frac{\alpha}{T_h} M_{hh}, \quad \frac{\partial^2 \Lambda}{\partial \beta \partial T_h} = \frac{\alpha\beta}{T_h^2} M_{hh} - \frac{\alpha\gamma}{T_h^2} M_{h\lambda}, \quad \frac{\partial^2 \Lambda}{\partial T_h^2} = -\frac{\sigma^2}{\alpha T_h} (M_{hh} - 2\chi M_{h\lambda} + \chi^2 M_{\lambda\lambda}),$$

Therefore the determinant and the trace of the negative hessian take the following forms:

$$\begin{aligned}\det &= \frac{\delta\sigma^2}{\alpha T_h} (M_{hh} - 2\chi M_{h\lambda} + \chi^2 M_{\lambda\lambda}) + \frac{\sigma^2 \chi^2}{T_h^2} (M_{hh} M_{\lambda\lambda} - M_{h\lambda}^2), \\ \text{trace} &= \delta + \frac{\alpha}{T_h} M_{hh} + \frac{\sigma^2}{\alpha T_h} (M_{hh} - 2\chi M_{h\lambda} + \chi^2 M_{\lambda\lambda}).\end{aligned}$$

Furthermore, we note that $M_{hh} - 2\chi M_{h\lambda} + \chi^2 M_{\lambda\lambda}$ is the derivative of $\|\eta(\mathbf{x} + \sigma\mathbf{h}; \sigma\chi) - \mathbf{x}\|_{\mathcal{L}_2}^2$ w.r.t. σ^2 (please refer to Lemma 9), and hence the following relation holds:

$$M_{hh} - 2\chi M_{h\lambda} + \chi^2 M_{\lambda\lambda} = \frac{1}{p} \mathbb{E} \sum_{\mathcal{I} \in \mathcal{P}_0} \frac{(\sum_{j \in \mathcal{I}} h_j s_j - \chi \lambda_j)^2}{|\mathcal{I}|} \geq \lim_{\sigma \rightarrow \infty} \frac{\partial \|\eta(\mathbf{x} + \sigma\mathbf{h}; \sigma\chi) - \mathbf{x}\|_{\mathcal{L}_2}^2}{\partial(\sigma^2)} = \frac{1}{p} \mathbb{E} \|\eta(\mathbf{h}; \chi)\|_{\mathcal{L}_2}^2.$$

An upper bound for $\frac{1}{\lambda_{\min}}$ is $\frac{\text{trace}}{\det}$. Hence, we have that

$$\frac{1}{\lambda_{\min}} \leq \frac{1}{\delta} + \frac{\delta + \frac{\sigma\chi}{\gamma}}{\frac{\delta\sigma^3\chi}{\alpha^2\gamma} \|\eta(\mathbf{h}; \chi)\|_{\mathcal{L}_2}^2} \leq \frac{1}{\delta} + \frac{(\delta\gamma + L_\sigma L_\chi)\alpha^2}{\delta L_\sigma^3 L_\chi \|\eta(\mathbf{h}; U_\chi)\|_{\mathcal{L}_2}^2}.$$

Lemma 8. We have the following bound for $\frac{1}{\gamma} \frac{\partial^2(\Lambda|_{\beta=\beta^*(\alpha), T_h=T_h^*(\alpha)})}{\partial\alpha^2}$:

$$\frac{1}{\gamma} \frac{\partial^2(\Lambda|_{\beta=\beta^*(\alpha), T_h=T_h^*(\alpha)})}{\partial\alpha^2} \geq \frac{\sigma_z^2 \delta^3}{\chi(\delta\alpha^2 + \delta^2\sigma_z^2)^{\frac{3}{2}}}.$$

Proof. Recall the notation \mathcal{P}_0 we defined after (15). Using (29), it is not hard to verify that

$$\frac{1}{\gamma} \frac{\partial^2 \Lambda}{\partial\alpha^2} = \frac{\sigma_z^2 \delta^3}{\chi(\delta\alpha^2 + \delta^2\sigma_z^2)^{\frac{3}{2}}} + \frac{1}{\alpha^2 \sigma^*(\alpha) \chi^*(\alpha) p} \left(\|\mathbf{x}\|_2^2 - \mathbb{E} \sum_{\mathcal{I} \in \mathcal{P}_0} \frac{(\sum_{k \in \mathcal{I}} x_k \cdot \text{sign}(x_k + \sigma h_k))^2}{|\mathcal{I}|} \right).$$

Furthermore, by the chain rule we have

$$\frac{\partial^2(\Lambda|_{\beta=\beta^*(\alpha), T_h=T_h^*(\alpha)})}{\partial\alpha^2} = \frac{\partial^2 \Lambda}{\partial\alpha^2} - \mathbf{a}^\top \mathbf{B} \mathbf{a},$$

where $\mathbf{a}^\top = (\frac{\partial^2 \Lambda}{\partial\alpha\partial\beta}, \frac{\partial^2 \Lambda}{\partial\alpha\partial T_h})$, \mathbf{B} is the Hessian of Λ w.r.t. (β, T_h) , and hence $-\mathbf{B}$ is nonnegative definite. \square

5.1.5 Concentration of MSE

In this section, we are finally ready to prove Theorem 1. Before delving into the technical part, we first make some connections between the concentration of $\hat{\alpha}$ on α^* and the concentration between the MSE on α^* . If we are able to prove $\mathbb{P}(|\hat{\alpha} - \alpha^*| > t) \leq \kappa$ (which is what we are going to justify in the rest of this section), then we are able to show (17) holds with ϵ replaced by t w.h.p. The parameters c_1, c_2, c_3 in (17) can be either picked as some large value (for example, we may pick $c_1 = \alpha^* + 2t$), or we can simply use the bounds on $\alpha, \sigma^*(\alpha)$ and $\chi^*(\alpha)$ we derived in Lemma 3. Now CGMT theorem finally transfer (17) to that on $F_n(\omega)$ in Section 5.1.1. This will complete our proof.

Proof of Theorem 1 (i). We can first pick the following lower and upper bounds for α , σ and χ from Lemma 3

(i). Let $C_M = \sqrt{\frac{\delta}{\delta - M\lambda(\chi^*)}}$, and $C_\epsilon = \sqrt{\frac{\delta - \epsilon}{\epsilon}}$. Then, we have that

$$\begin{aligned} \|\eta(\mathbf{h}; \chi^*)\|_{\mathcal{L}_2}^2 \sigma_z^2 &\leq (\alpha^*)^2 \leq C_M^2 M\lambda(\chi^*) \sigma_z^2 = \delta(C_M^2 - 1) \sigma_z^2, \\ L_\chi &= \frac{\gamma}{C_M \sigma_z}, \quad U_\chi \lesssim 1 + \frac{1}{\sqrt{\delta}} + \frac{\gamma}{\sigma_z} \leq 1 + \frac{1}{\sqrt{\delta}} + C_\epsilon C_M. \\ L_\sigma^2 &= \frac{\alpha^2}{1 + (1 + \frac{1}{\sqrt{\delta}} + C_\epsilon C_M)^2}, \quad U_\sigma^2 = \frac{\alpha^2}{\|\eta(\mathbf{h}; 1 + \frac{1}{\sqrt{\delta}} + \frac{\gamma}{\sigma_z})\|_{\mathcal{L}_2}^2} \leq \frac{\|\mathbf{x}\|_2^2 / 2p}{\|\eta(\mathbf{h}; 1 + \frac{1}{\sqrt{\delta}} + C_\epsilon C_M)\|_{\mathcal{L}_2}^2}, \end{aligned}$$

where we know that $\sigma_z \leq \frac{1}{C_M \sqrt{M\lambda(\chi^*)}} \frac{\|\mathbf{x}\|_2}{\sqrt{2p}} = \frac{1}{\sqrt{\delta(C_M^2 - 1)}} \frac{\|\mathbf{x}\|_2}{\sqrt{2p}}$. Let $\mathcal{K} = \{(\alpha, \beta, T_h) : L_\alpha \leq \alpha \leq U_\alpha, L_\chi \leq \frac{\gamma}{\beta} \leq U_\chi, L_\sigma \leq \frac{\alpha\beta}{T_h} \leq U_\sigma\}$, we have $(\alpha, \sigma^*(\alpha), \chi^*(\alpha)) \in \mathcal{K}$.

Using Lemma 6 and doing some calculations, we could see that P_3 dominates the result, implying the uniform closeness between $\hat{\Lambda}$ and Λ as:

$$\mathbb{P}(\sup_{\mathcal{K}} |\hat{\Lambda} - \Lambda| > t) \lesssim \frac{(C_M^2 \sigma_z^2 + \frac{1}{C_M^2 \sigma_z^2} t^4)(1 + \frac{1}{\delta^3} + C_\epsilon^6 C_M^6)}{\|\eta(\mathbf{h}; C(1 + \frac{1}{\sqrt{\delta}} + C_\epsilon C_M))\|_{\mathcal{L}_2}^6 t^2} e^{-\frac{c\|\eta(\mathbf{h}; 1 + \frac{1}{\sqrt{\delta}} + C_\epsilon C_M)\|_{\mathcal{L}_2}^2 p t^2}{(C_M^2 \sigma_z^2)(1 + \sqrt{M\lambda(\chi^*)} t)}}.$$

Next we would like to apply Corollary 7. By Remark 10, we know that we can pick $r(\alpha) = \frac{\gamma\|\eta(\mathbf{h}; U_\chi)\|_{\mathcal{L}_2}}{U_\chi}$ and $\psi_1 = \frac{\delta\|\eta(\mathbf{h}; U_\chi)\|_{\mathcal{L}_2}^3}{(\delta C_M + 1)U_\chi^2}$ by Remark 11. Hence, we can conclude that $|\sup_{\beta, T_h} \hat{\Lambda} - \sup_{\beta, T_h} \Lambda| < t$ over $\alpha \in [0, U_\alpha]$ w.h.p. when $t \leq \frac{\sqrt{\delta} \gamma C_M \|\eta(\mathbf{h}; 1 + \frac{1}{\sqrt{\delta}} + C_\epsilon C_M)\|_{\mathcal{L}_2}^{5/2}}{C_\epsilon (\delta C_M + 1)(1 + \frac{1}{\sqrt{\delta}} + C_\epsilon C_M)^{3/2}}$ at any given α .

By Lemma 8, we have the following lower bound for $\frac{\partial^2 \Lambda}{\partial \alpha^2}$:

$$\frac{\partial^2 \Lambda}{\partial \alpha^2} \geq \frac{\gamma}{C_M^3 (1 + \frac{1}{\sqrt{\delta}} + C_\epsilon C_M) \sigma_z} := \mu.$$

As a result, we have that

$$\sup_{\beta, T_h} \Lambda(\alpha) - \sup_{\beta, T_h} \Lambda(\alpha^*) \geq \frac{\mu}{2} (\alpha - \alpha^*)^2. \quad (51)$$

We claim that the minimizer $\hat{\alpha}$ of $\max_{\beta, T_h} \hat{\Lambda}$ must be close to the minimizer $\alpha^* = 0$ of $\sup_{\beta, T_h} \Lambda$. For any $|\alpha - \alpha^*| > 2\sqrt{\frac{t}{\mu}}$, (51) implies that $(\sup_{\beta, T_h} \Lambda(\alpha) - \sup_{\beta, T_h} \Lambda(0)) > 2t$ and hence

$$\sup_{\beta, T_h} \hat{\Lambda}(\alpha) \geq \sup_{\beta, T_h} \Lambda(\alpha) - t > \sup_{\beta, T_h} \Lambda(\alpha^*) + t \geq \sup_{\beta, T_h} \hat{\Lambda}(\alpha^*), \quad \Rightarrow \quad |\hat{\alpha} - \alpha^*| \leq 2\sqrt{\frac{t}{\mu}}.$$

As a result, after reloading the parameters, we have that for any $t \leq \frac{\sqrt{\delta} C_M \|\eta(\mathbf{h}; 1 + \frac{1}{\sqrt{\delta}} + C_\epsilon C_M)\|_{\mathcal{L}_2}^{5/2}}{C_\epsilon (\delta C_M + 1)(1 + \frac{1}{\sqrt{\delta}} + C_\epsilon C_M)^{3/2}} \gamma$,

$$\begin{aligned} &\mathbb{P}(|\hat{\alpha} - \alpha^*| > t) \\ &\lesssim \frac{(C_M^8 \sigma_z^4 + \frac{C_\epsilon^4 C_M^4}{C_M^8 (1 + \frac{1}{\sqrt{\delta}} + C_\epsilon C_M)^4} t^8)(1 + \frac{1}{\sqrt{\delta}} + C_\epsilon C_M)^8}{\|\eta(\mathbf{h}; C(1 + \frac{1}{\sqrt{\delta}} + C_\epsilon C_M))\|_{\mathcal{L}_2}^6 \gamma^2 t^4} e^{-\frac{c\|\eta(\mathbf{h}; 1 + \frac{1}{\sqrt{\delta}} + C_\epsilon C_M)\|_{\mathcal{L}_2}^2 p \gamma^2 t^4}{C_M^8 \sigma_z^4 (1 + \frac{1}{\sqrt{\delta}} + C_\epsilon C_M)^2 (1 + \sqrt{M\lambda(\chi^*)} t^2)}} \\ &\lesssim \frac{(C_M^8 \sigma_z^4 + t^8)(1 + \frac{1}{\sqrt{\delta}} + C_\epsilon C_M)^8}{\|\eta(\mathbf{h}; C(1 + \frac{1}{\sqrt{\delta}} + C_\epsilon C_M))\|_{\mathcal{L}_2}^6 \gamma^2 t^4} e^{-\frac{c\|\eta(\mathbf{h}; 1 + \frac{1}{\sqrt{\delta}} + C_\epsilon C_M)\|_{\mathcal{L}_2}^2 p \gamma^2 t^4}{C_M^8 \sigma_z^4 (1 + \frac{1}{\sqrt{\delta}} + C_\epsilon C_M)^2}}. \end{aligned}$$

□

For the proof of (ii) and (iii) of Theorem 1, we basically go through the same process as that of Theorem 1 (i). Hence below we only point out the differences for each specific scenario.

Proof of Theorem 1 (ii). First by Lemma 3 (ii) we have:

$$\alpha^* = \Theta(1), \quad \chi^*(\alpha) = \Theta(1), \quad \sigma^*(\alpha) = \Theta(\alpha).$$

By Lemma 6, all the terms are of the same order, implying that

$$\mathbb{P}(\sup_{\mathcal{K}} |\hat{\Lambda} - \Lambda| > t) \lesssim \frac{1 + t^4}{t^2} e^{-\frac{cpt^2}{1+t}}.$$

By Corollary 7 and Remark 10, 11, we can pick $r(\alpha) = \Theta(1)$ and $\psi_1 = \Theta(1)$. Hence $|\sup_{\beta, T_h} \hat{\Lambda} - \sup_{\beta, T_h} \Lambda| < t$ over $\alpha \in [L_\alpha, U_\alpha]$ w.h.p. when $t \leq \Theta(1)$ at any given α .

By Lemma 8, we have $\frac{\partial^2 \Lambda}{\partial \alpha^2} \geq \frac{\gamma \sigma_z^2 \delta^3}{\chi^*(\alpha)(\delta \alpha^2 + \delta^2 \sigma_z^2)^{\frac{3}{2}}} \geq \Theta(\sigma_z^2)$. Hence similar as the previous proof, we have when $t \leq \Theta(\frac{1}{\sigma_z})$,

$$\mathbb{P}(|\hat{\alpha} - \alpha^*| > t) \leq \frac{\text{Poly}(\sigma_z)}{\sigma_z^4 t^4} e^{-\frac{cp\sigma_z^4 t^4}{1+\sigma_z^2 t^2}}.$$

□

Proof of Theorem 1 (iii). Let $C_\delta = \frac{\delta+1}{\delta}$ and $\theta = \|\eta(\mathbf{h}; \frac{2\delta+1}{\delta} \frac{\gamma}{\sigma_z})\|_{\mathcal{L}_2}$. We can first pick the following lower and upper bounds for α , σ and χ by using Lemma 3 (iii):

$$\begin{aligned} L_\alpha^2 &= \|\eta(\mathbf{h}; \frac{2\delta+1}{\delta} \frac{\gamma}{\sigma_z})\|_{\mathcal{L}_2}^2 \sigma_z^2, & U_\alpha^2 &= \frac{\delta \|\eta(\mathbf{h}; \frac{\gamma}{2\sigma_z})\|_{\mathcal{L}_2}^2 \sigma_z^2 + \frac{\|\mathbf{x}\|_2^2}{p}}{\delta - \|\eta(\mathbf{h}; \frac{\gamma}{2\sigma_z})\|_{\mathcal{L}_2}^2}, \\ U_\chi &\leq \frac{(2\delta+1)\gamma}{\sqrt{\delta\alpha^2 + \delta^2\sigma_z^2}} \leq \frac{2\delta+1}{\delta} \frac{\gamma}{\sigma_z}, & L_\chi &= \frac{\sqrt{\delta}\gamma}{\sqrt{\alpha^2 + \delta\sigma_z^2}} \geq \frac{\sqrt{\delta}\gamma\sqrt{\delta - \|\eta(\mathbf{h}; \frac{\gamma}{2\sigma_z})\|_{\mathcal{L}_2}^2}}{\sqrt{\delta^2\sigma_z^2 + \frac{\|\mathbf{x}\|_2^2}{p}}} \geq \frac{\gamma}{\sqrt{2}\sigma_z}, \\ L_\sigma^2 &= \frac{\alpha^2}{1 + U_\chi^2}, & U_\sigma^2 &\leq \frac{\|\eta(\mathbf{h}; \frac{\gamma}{2\sigma_z})\|_{\mathcal{L}_2}^2 \sigma_z^2 + \frac{\|\mathbf{x}\|_2^2}{\delta p}}{\|\eta(\mathbf{h}; U_\chi)\|_{\mathcal{L}_2}^2} \frac{4\delta+2}{3\delta+2} \leq \frac{4}{3} \frac{\|\eta(\mathbf{h}; \frac{\gamma}{2\sigma_z})\|_{\mathcal{L}_2}^2 \sigma_z^2 + \frac{\|\mathbf{x}\|_2^2}{\delta p}}{\|\eta(\mathbf{h}; \frac{2\delta+1}{\delta} \frac{\gamma}{\sigma_z})\|_{\mathcal{L}_2}^2}. \end{aligned}$$

where we note the condition $\sigma_z \geq \frac{\sqrt{2(\delta+1)}\|\mathbf{x}\|_2}{\delta\sqrt{p}}$ and $\|\eta(\mathbf{h}; \frac{\gamma}{2\sigma_z})\|_{\mathcal{L}_2}^2 \leq \frac{\delta^2}{4\delta+2}$. Again P_3 dominate the rates and we have that

$$\mathbb{P}(\sup_{\mathcal{K}} |\hat{\Lambda} - \Lambda| > t) \lesssim \frac{(\sigma_z^2 + \frac{t^4}{\sigma_z^2})(\frac{\sigma_z^2+1}{\theta^2} + C_\delta^2 \frac{\gamma^2}{\sigma_z^2}) + (\frac{\sigma_z^2+1}{\theta^2} + C_\delta^2 \frac{\gamma^2}{\sigma_z^2})^3}{t^2} e^{-\frac{cpt^2}{\sigma_z^2(1 + \frac{\sigma_z^2+1}{\theta^2} + \frac{\sigma_z+1}{\theta\sigma_z} t)}}.$$

Next we would like to apply Corollary 7. By Remark 10, we know that we can pick $r(\alpha) = \frac{\delta}{2\delta+1} \sigma_z \theta$. Furthermore, according to Remark 11, we may set $\psi_1 \gtrsim \frac{\sigma_z^3 \theta^3}{C_\delta^4 (\gamma + \delta \sigma_z)^3}$. Hence $|\sup_{\beta, T_h} \hat{\Lambda} - \sup_{\beta, T_h} \Lambda| < t$ over $\alpha \in [L_\alpha, U_\alpha]$ w.h.p. when $t \leq \frac{\sigma_z^5 \theta^5}{C_\delta^6 (\gamma + \delta \sigma_z)^3}$. By Lemma 8, we have the following lower bound for

$$\begin{aligned} \frac{\partial^2 \Lambda}{\partial \alpha^2} &\geq \frac{\gamma \sigma_z^2 \delta^3}{\frac{\delta+1}{\delta} \frac{\gamma}{\sigma_z} \delta^{3/2} (\frac{\delta^2 \sigma_z^2 + \|\mathbf{x}\|_2^2/p}{\delta - \|\eta(\mathbf{h}; \frac{\gamma}{2\sigma_z})\|_{\mathcal{L}_2}^2})^{3/2}} \geq \frac{\sigma_z^3 \delta^4 (\delta - \|\eta(\mathbf{h}; \frac{\gamma}{2\sigma_z})\|_{\mathcal{L}_2}^2)^{3/2}}{(\delta+1) \delta^{3/2} (\delta^2 \sigma_z^2 + \|\mathbf{x}\|_2^2/p)^{3/2}} \\ &\gtrsim \frac{\sigma_z^3 \delta^4}{(\delta+1) (\delta^2 \sigma_z^2 + \|\mathbf{x}\|_2^2/p)^{3/2}} \geq \frac{\delta \sqrt{\delta+1}}{(\delta+2)^{3/2}} \gtrsim \frac{\delta}{\delta+1} := \mu. \end{aligned}$$

As a result, for any $t \leq \frac{\sigma_z^{5/2} \theta^{5/2}}{C_\delta^{5/2} (\gamma + \delta \sigma_z)^{3/2}}$ we have

$$\mathbb{P}(\sup_{\mathcal{K}} |\hat{\alpha} - \alpha^*| > t) \lesssim \frac{(C_\delta^2 \sigma_z^2 + \frac{1}{C_\delta^2} \frac{t^8}{\sigma_z^2})(\sigma_z^2 + C_\delta + C_\delta^2 \frac{\gamma^2}{\sigma_z^2})^3}{\theta^2 t^4} e^{-\frac{cp\theta^2 t^4}{C_\delta^2 \sigma_z^2 (C_\delta + \sigma_z^2 + \theta(\sigma_z + 1/\sqrt{\delta}) \frac{1}{\sigma_z C_\delta} t^2)}}.$$

□

5.2 Proofs of Proposition 1 and Theorems 2 and 3

Recall that $e_\lambda(\gamma_\lambda^*, \sigma_z) = \frac{1}{p} \mathbb{E} \|\eta(\mathbf{x} + \sigma^* \mathbf{h}; \sigma^* \chi^*) - \mathbf{x}\|_2^2$, where $\gamma_\lambda^* = \arg \min_{\gamma > 0} e_\lambda(\gamma, \sigma_z)$ and the pair (σ^*, χ^*) is obtained from the equations

$$(\sigma^*)^2 = \sigma_z^2 + \frac{1}{\delta p} \mathbb{E} \|\eta(\mathbf{x} + \sigma^* \mathbf{h}; \sigma^* \chi^*) - \mathbf{x}\|_2^2, \quad (52)$$

$$\gamma_\lambda^* = \sigma^* \chi^* \left(1 - \frac{1}{\delta \sigma^* p} \mathbb{E} \langle \eta(\mathbf{x} + \sigma^* \mathbf{h}; \sigma^* \chi^*), \mathbf{h} \rangle \right). \quad (53)$$

The main proof for Theorems 2 and 3 is to analyze the above state evolution equations as $\sigma_z \rightarrow 0$ or $\sigma_z \rightarrow \infty$. The quantity $\mathbb{E} \|\eta(\mathbf{x} + \sigma^* \mathbf{h}; \sigma^* \chi^*) - \mathbf{x}\|_2^2$ plays a critical role in the analysis. Lemma 9 below characterizes several important properties of this quantity that will be useful in the later proof.

Lemma 9. *For any fixed $\chi > 0$, define the function $f : \mathbb{R}_+ \rightarrow \mathbb{R}_+$,*

$$f(v) = \mathbb{E} \|\eta(\mathbf{x} + \sqrt{v} \mathbf{h}; \sqrt{v} \chi) - \mathbf{x}\|_2^2,$$

where $\mathbf{h} \sim \mathcal{N}(\mathbf{0}, \mathbf{I}_p)$. Then $f(v)$ has the following properties:

- (i) $f(v)$ is continuous at $v = 0$ and has derivatives of all orders on $(0, +\infty)$.
- (ii) $f(v)$ is strictly increasing over $[0, +\infty)$
- (iii) $\frac{f(v)}{v}$ is decreasing over $(0, +\infty)$, and strictly decreasing if $\mathbf{x} \neq \mathbf{0}$.

Proof. Part (i): Observe that

$$f(v) = v \mathbb{E} \|\eta(\mathbf{x}/\sqrt{v} + \mathbf{h}; \chi) - \mathbf{x}/\sqrt{v}\|_2^2, \quad \text{for } v > 0.$$

To show $f(v)$ is smooth over $(0, \infty)$, it is sufficient to show for each $1 \leq i \leq p$, $\mathbb{E} \eta_i^2(\mathbf{x}/\sqrt{v} + \mathbf{h}; \chi)$ and $\mathbb{E} x_i \eta_i(\mathbf{x}/\sqrt{v} + \mathbf{h}; \chi)$ are both smooth for $v \in (0, +\infty)$. We have

$$\mathbb{E} \eta_i^2(\mathbf{x}/\sqrt{v} + \mathbf{h}; \chi) = (2\pi)^{-p/2} \int \eta_i^2(\mathbf{h}; \chi) e^{-\frac{\|\mathbf{h} - \mathbf{x}/\sqrt{v}\|_2^2}{2}} d\mathbf{h}.$$

Given that $\eta_i^2(\mathbf{x}/\sqrt{v} + \mathbf{h}; \chi) \leq 2\|\mathbf{x}\|_2^2/v + 2\|\mathbf{h}\|_2^2$, we can apply the mean value theorem and the Dominated Convergence Theorem (DCT) to conclude the existence of derivatives of all orders for $\mathbb{E} \eta_i^2(\mathbf{x}/\sqrt{v} + \mathbf{h}; \chi)$. Similar arguments work for $\mathbb{E} x_i \eta_i(\mathbf{x}/\sqrt{v} + \mathbf{h}; \chi)$. We next show the continuity of $f(v)$ at $v = 0$. From Lemma 18 we have

$$\sup_{v > 0} \mathbb{E} \|\eta(\mathbf{x}/\sqrt{v} + \mathbf{h}; \chi) - \mathbf{x}/\sqrt{v}\|_2^2 \leq p + \chi^2 \|\boldsymbol{\lambda}\|_2^2.$$

Hence $|f(v)| \leq (p + \chi^2 \|\boldsymbol{\lambda}\|_2^2) \cdot |v|$, yielding that $\lim_{v \rightarrow 0} f(v) = 0$.

Part (ii): Recall the notation \mathcal{I} , \mathcal{P} and \mathcal{P}_0 defined in and after (15). Let r_j be the rank of $|x_j + \sqrt{v}h_j|$ in the sequence $\{|x_i + \sqrt{v}h_i|\}_{i=1}^p$. Using the form of η_i presented in Lemma 14 Part (iv), combined with DCT and Lemma 23 we can compute the derivative $f'(v)$,

$$\begin{aligned} f'(v) &= \frac{1}{v} \mathbb{E} \left(\|\eta(\mathbf{x} + \sqrt{v}\mathbf{h}; \sqrt{v}\chi)\|_2^2 - 2\langle \mathbf{x}, \eta(\mathbf{x} + \sqrt{v}\mathbf{h}; \sqrt{v}\chi) \rangle + \sum_{\mathcal{I} \in \mathcal{P}_0} \frac{1}{|\mathcal{I}|} \left(\sum_{j \in \mathcal{I}} x_j \cdot \text{sign}(x_j + \sqrt{v}h_j) \right)^2 \right) \\ &= \mathbb{E} \sum_{\mathcal{I} \in \mathcal{P}_0} \frac{1}{|\mathcal{I}|} \left(\sum_{j \in \mathcal{I}} (h_j \cdot \text{sign}(x_j + \sqrt{v}h_j) - \chi \lambda_{r_j}) \right)^2 > 0. \end{aligned}$$

Therefore, $f'(v) > 0$ for $v \in (0, +\infty)$. Also $f(v)$ is continuous at $v = 0$ from Part (i). Thus $f(v)$ is strictly increasing over $[0, +\infty)$.

Part (iii): Utilizing the result from Part (ii), we compute the derivative when $v > 0$,

$$\begin{aligned} \left(\frac{f(v)}{v} \right)' &= \frac{f'(v)v - f(v)}{v^2} = -\frac{1}{v^2} \mathbb{E} \left[\|\mathbf{x}\|_2^2 - \sum_{\mathcal{I} \in \mathcal{P}_0} \frac{1}{|\mathcal{I}|} \left(\sum_{j \in \mathcal{I}} x_j \cdot \text{sign}(x_j + \sqrt{v}h_j) \right)^2 \right] \\ &= -\frac{1}{v^2} \mathbb{E} \left[\sum_{\mathcal{I} \in \mathcal{P} \setminus \mathcal{P}_0} \sum_{j \in \mathcal{I}} x_j^2 + \sum_{\mathcal{I} \in \mathcal{P}_0} \left(\sum_{j \in \mathcal{I}} x_j^2 \right) - \frac{1}{|\mathcal{I}|} \left(\sum_{j \in \mathcal{I}} x_j \cdot \text{sign}(x_j + \sqrt{v}h_j) \right)^2 \right] \leq 0, \quad (54) \end{aligned}$$

where the last inequality is due the arithmetic-mean square-mean inequality. We can further argue that the strict inequality holds in (54) when $\mathbf{x} \neq \mathbf{0}$. This is because Lemma 13 implies that $\eta(\mathbf{x} + \sqrt{v}\mathbf{h}; \sqrt{v}\chi) = 0$ if and only if

$$\mathbf{h} \in O_{\mathbf{x}} \triangleq \left\{ \mathbf{h} \in \mathbb{R}^p : \sum_{i=1}^j |\mathbf{x}/\sqrt{v} + \mathbf{h}|_{(i)} \leq \chi \sum_{i=1}^j \lambda_i, 1 \leq j \leq p \right\}.$$

The set $O_{\mathbf{x}}$ is convex and has positive Lebesgue measure. We can then continue from (54) to obtain

$$\left(\frac{f(v)}{v} \right)' = \frac{f'(v)v - f(v)}{v^2} \leq -\frac{\|\mathbf{x}\|_2^2}{v^2} \cdot \mathbb{P}(\mathbf{h} \in O_{\mathbf{x}}) < 0.$$

□

The equations (52) and (53) that we aim to analyze seem rather complicated, because the regularization parameter γ_{λ}^* is chosen to be the optimal one instead of an arbitrarily given value. Lemma 10 shows us that the choice of the optimal tuning simplifies the equations to some extent, and sets the stage for the noise sensitivity analysis.

Lemma 10. *If σ^* is the unique solution to the equation*

$$\sigma^2 = \sigma_z^2 + \frac{1}{\delta p} \inf_{\chi > 0} \mathbb{E} \|\eta(\mathbf{x} + \sigma \mathbf{h}; \chi) - \mathbf{x}\|_2^2, \quad (55)$$

then we have

$$e_{\lambda}(\gamma_{\lambda}^*, \sigma_z) = \delta((\sigma^*)^2 - \sigma_z^2). \quad (56)$$

Proof. We first prove (55) has a unique solution. Denote

$$G(\sigma) = \frac{\sigma_z^2}{\sigma^2} + \frac{1}{\delta p} \inf_{\chi > 0} \mathbb{E} \|\eta(\mathbf{x}/\sigma + \mathbf{h}; \chi) - \mathbf{x}/\sigma\|_2^2.$$

Then (55) is equivalent to $G(\sigma) = 1$. Lemma 9 Part (iii) shows that $\mathbb{E}\|\eta(\mathbf{x}/\sigma + h; \chi) - \mathbf{x}/\sigma\|_2^2$ is a decreasing function of σ over $(0, \infty)$. As a result, so is $\inf_{\chi>0} \mathbb{E}\|\eta(\mathbf{x}/\sigma + h; \chi) - \mathbf{x}/\sigma\|_2^2$. Hence $G(\sigma)$ is a continuous and strictly decreasing function for $\sigma \in (0, \infty)$. Moreover,

$$0 \leq G(\sigma) \leq \frac{\sigma_z^2}{\sigma^2} + \frac{1}{\delta p} \lim_{\chi \rightarrow \infty} \mathbb{E}\|\eta(\mathbf{x}/\sigma + h; \chi) - \mathbf{x}/\sigma\|_2^2 = \frac{\sigma_z^2}{\sigma^2} + \frac{\|\mathbf{x}\|_2^2}{\delta p \sigma^2},$$

yielding that $\lim_{\sigma \rightarrow \infty} G(\sigma) = 0$. It is also clear that $\lim_{\sigma \rightarrow 0} G(\sigma) = +\infty$. Thus, $G(\sigma) = 1$ has a unique solution $\sigma = \sigma^*$. It remains to prove (56). Consider any given $\gamma > 0$. We have

$$e_\lambda(\gamma, \sigma_z) = \frac{1}{p} \mathbb{E}\|\eta(\mathbf{x} + \bar{\sigma}\mathbf{h}; \bar{\sigma}\bar{\chi}) - \mathbf{x}\|_2^2 = \delta(\bar{\sigma}^2 - \sigma_z^2),$$

with $(\bar{\sigma}, \bar{\chi})$ being the solution to (6) and (7). Equation (6) can be rewritten as

$$1 = \frac{\sigma_z^2}{\bar{\sigma}^2} + \frac{1}{\delta p} \mathbb{E}\|\eta(\mathbf{x}/\bar{\sigma} + h; \bar{\chi}) - \mathbf{x}/\bar{\sigma}\|_2^2,$$

with which we obtain

$$G(\sigma^*) = 1 \geq \frac{\sigma_z^2}{\bar{\sigma}^2} + \frac{1}{\delta p} \inf_{\chi>0} \mathbb{E}\|\eta(\mathbf{x}/\bar{\sigma} + h; \chi) - \mathbf{x}/\bar{\sigma}\|_2^2 = G(\bar{\sigma}),$$

which implies that $\sigma^* \leq \bar{\sigma}$ due to the monotonicity of $G(\sigma)$. Hence,

$$\delta((\sigma^*)^2 - \sigma_z^2) \leq \delta(\bar{\sigma}^2 - \sigma_z^2) = e_\lambda(\gamma, \sigma_z), \quad \forall \gamma > 0.$$

Finally, we need show the above lower bound is attained by $e_\lambda(\gamma^*, \sigma_z)$ for some value γ^* . Define

$$\chi^* = \arg \min_{\chi>0} \mathbb{E}\|\eta(\mathbf{x}/\sigma^* + h; \chi) - \mathbf{x}/\sigma^*\|_2^2. \quad (57)$$

Note that χ^* might not be unique and it can be any minimizer. We then pick the following tuning:

$$\gamma^* = \chi^* \sigma^* \left(1 - \frac{1}{\delta p} \mathbb{E}[\nabla \cdot \eta(\mathbf{x} + \sigma^* \mathbf{h}; \sigma^* \chi^*)]\right). \quad (58)$$

Based on (57) and (58) together with the result $G(\sigma^*) = 1$, it is straightforward to verify that

$$e_\lambda(\gamma^*, \sigma_z) = \delta((\sigma^*)^2 - \sigma_z^2).$$

□

Next we prove Theorem 2 and Proposition 1. Therein we need to first characterize the connection between M_λ and (52), of which the proof is delayed to Lemma 11 after we finish the main proof.

5.2.1 Proof of Theorem 2 and Proposition 1

In this section we prove the results in the low noise scenario.

Proof of Theorem 2. Lemma 10 proves that $e_\lambda(\gamma_\lambda^*, \sigma_z) = \delta((\sigma^*)^2 - \sigma_z^2)$ with $\sigma = \sigma^*$ being the solution to the equation

$$\sigma^2 = \sigma_z^2 + \frac{1}{\delta p} \inf_{\chi>0} \mathbb{E}\|\eta(\mathbf{x} + \sigma h; \sigma \chi) - \mathbf{x}\|_2^2. \quad (59)$$

The first part of the proof is to analyze σ^* when $\sigma_z \rightarrow 0$.

(i) *The case $\delta < M_\lambda$.* We prove that in this case $\lim_{\sigma_z \rightarrow 0} e_\lambda(\gamma_\lambda^*, \sigma_z) > 0$. It is equivalent to show $\lim_{\sigma_z \rightarrow 0} \sigma^* > 0$. Suppose this is not true. Then from (59) we obtain

$$\frac{1}{p} \inf_{\chi > 0} \mathbb{E} \|\mathbf{x}/\sigma^* + \mathbf{h}; \chi\|_2^2 < \delta.$$

According to lemma 11, letting $\sigma_z \rightarrow 0$ on both sides of the above inequality yields that $M_\lambda \leq \delta$. This is a contradiction.

(ii) *The case $\delta > M_\lambda$.* Lemma 9 Part (iii) together with (59) gives us that

$$\begin{aligned} \frac{(\sigma^*)^2 - \sigma_z^2}{(\sigma^*)^2} &= \frac{1}{\delta p} \inf_{\chi > 0} \mathbb{E} \|\mathbf{x}/\sigma^* + \mathbf{h}; \chi\|_2^2 \\ &\leq \frac{1}{\delta p} \liminf_{\sigma \rightarrow 0} \inf_{\chi > 0} \mathbb{E} \|\mathbf{x}/\sigma + \mathbf{h}; \chi\|_2^2 = \frac{M_\lambda}{\delta}, \end{aligned} \quad (60)$$

where the last equality is due to Lemma 11. Hence,

$$0 \leq (\sigma^*)^2 \leq \frac{\sigma_z^2}{1 - M_\lambda/\delta} \rightarrow 0, \quad \text{as } \sigma_z \rightarrow 0.$$

Now given that $\lim_{\sigma_z \rightarrow 0} \sigma^* = 0$, letting $\sigma_z \rightarrow 0$ on both sides of (60) delivers

$$\lim_{\sigma_z \rightarrow 0} \frac{(\sigma^*)^2}{\sigma_z^2} = \frac{\delta}{\delta - M_\lambda},$$

leading to $\lim_{\sigma_z \rightarrow 0} \frac{e_\lambda(\gamma_\lambda^*, \sigma_z)}{\sigma_z^2} = \frac{\delta M_\lambda}{\delta - M_\lambda}$.

□

Proof of Proposition 1. For this part of the proof, we show that the quantity

$$M_\lambda = \inf_{\alpha > 0} \left\{ \underbrace{k + \alpha^2 \sum_{i=1}^k \lambda_i^2 + \mathbb{E} \|\eta(\mathbf{h}_{[k+1:p]}; \alpha, \boldsymbol{\lambda}_{[k+1:p]})\|_2^2}_{:=h(\boldsymbol{\lambda}, \alpha)} \right\}$$

is minimized when $\lambda_1 = \dots = \lambda_p$. Define the set

$$\mathcal{W}_{\bar{\lambda}} = \{\boldsymbol{\lambda} \in \mathbb{R}^p : \lambda_1 \geq \lambda_2 \geq \dots \geq \lambda_k \geq \bar{\lambda} \geq \lambda_{k+1} \geq \dots \geq \lambda_p \geq 0\}.$$

For any $\boldsymbol{\lambda} \in \mathcal{W}_{\bar{\lambda}}$, it is clear that $\sum_{i=1}^k \lambda_i^2 \geq k\bar{\lambda}^2$. Moreover, according to Lemma 13, $\eta(\mathbf{h}_{[k+1:p]}; \alpha, \boldsymbol{\lambda}_{[k+1:p]}) = \mathbf{h}_{[k+1:p]} - \mathbf{II}_{\tilde{\mathcal{D}}_\alpha}(\mathbf{h}_{[k+1:p]})$, where $\tilde{\mathcal{D}}_\alpha \subset \mathbb{R}^{p-k}$ is the dual SLOPE norm ball of radius α with the weight sequence $\boldsymbol{\lambda}_{[k+1:p]}$. Clearly, among the choices of $\boldsymbol{\lambda} \in \mathcal{W}_{\bar{\lambda}}$, $\tilde{\mathcal{D}}_\alpha$ becomes the largest convex set $\tilde{\mathcal{D}}_\alpha$ when $\lambda_i = \bar{\lambda}$, $i = k+1, \dots, p$, which in turn implies that the residual norm $\|\eta(\mathbf{h}_{[k+1:p]}; \alpha, \boldsymbol{\lambda}_{[k+1:p]})\|_2$ is minimized with the same selection. We therefore have shown that

$$\min_{\boldsymbol{\lambda} \in \mathcal{W}_{\bar{\lambda}}} h(\boldsymbol{\lambda}, \alpha) = k + k\alpha^2\bar{\lambda}^2 + (p-k)\mathbb{E}\eta_{\ell_1}^2(z; \alpha\bar{\lambda}),$$

where $\eta_{\ell_1}(z; \alpha\bar{\lambda}) = \text{sign}(z)(|z| - \alpha\bar{\lambda})_+$ is the soft thresholding operator and $z \sim \mathcal{N}(0, 1)$. The equation above holds for any $\bar{\lambda} \geq 0$, we thus can conclude that

$$\begin{aligned} \inf_{\boldsymbol{\lambda}: \lambda_1 \geq \dots \geq \lambda_p \geq 0} M_\lambda &= \inf_{\alpha > 0, \bar{\lambda} \geq 0} \inf_{\boldsymbol{\lambda} \in \mathcal{W}_{\bar{\lambda}}} h(\boldsymbol{\lambda}, \alpha) = \inf_{\alpha > 0, \bar{\lambda} \geq 0} \left\{ k + k\alpha^2\bar{\lambda}^2 + (p-k)\mathbb{E}\eta_{\ell_1}^2(z; \alpha\bar{\lambda}) \right\} \\ &= \inf_{\alpha > 0} \left\{ k + k\alpha^2 + (p-k)\mathbb{E}\eta_{\ell_1}^2(z; \alpha) \right\}, \end{aligned}$$

which is precisely the M_λ when all the elements of $\boldsymbol{\lambda}$ are equal. □

Lemma 11. Suppose $\mathbf{x} \in \mathbb{R}^p$ does not have non-zero tied components with $\|\mathbf{x}\|_0 = k$. Then, it holds that

$$\liminf_{v \rightarrow 0} \inf_{\chi > 0} \mathbb{E} \|\eta(\mathbf{x}/\sqrt{v} + \mathbf{h}; \chi) - \mathbf{x}/\sqrt{v}\|_2^2 = M_{\boldsymbol{\lambda}}.$$

Proof. For any given $v > 0$, define the optimal value for χ as

$$\chi(v) = \arg \min_{\chi > 0} \mathbb{E} \|\eta(\mathbf{x}/\sqrt{v} + \mathbf{h}; \chi) - \mathbf{x}/\sqrt{v}\|_2^2. \quad (61)$$

When there are multiple solutions, we define $\chi(v)$ as the one with the smallest value. We first assume the limit $\lim_{v \rightarrow 0} \chi(v) = \alpha^* \in [0, \infty]$ exists, but will validate this assumption later. Recall the definition of the dual-norm ball \mathcal{D}_γ of SLOPE norm in (14). Here, we consider the projection of $\mathbf{x}/\sqrt{v} + \mathbf{h}$ on $\mathcal{D}_{\chi(v)}$. Suppose $\alpha^* = \infty$. Since $\|\mathbf{x}/\sqrt{v} + \mathbf{h}\|_2 \rightarrow \infty$ as $v \rightarrow 0$, we obtain

$$\|\mathbf{\Pi}_{\mathcal{D}_{\chi(v)}}(\mathbf{x}/\sqrt{v} + \mathbf{h})\|_2 \rightarrow \infty, \quad \text{as } v \rightarrow 0.$$

Hence, from Lemma 13 we conclude that as $v \rightarrow 0$, we have

$$\|\eta(\mathbf{x}/\sqrt{v} + \mathbf{h}; \chi(v)) - \mathbf{x}/\sqrt{v}\|_2 = \|\mathbf{\Pi}_{\mathcal{D}_{\chi(v)}}(\mathbf{x}/\sqrt{v} + \mathbf{h}) - \mathbf{h}\|_2 \rightarrow +\infty,$$

with which Fatou's lemma yields that

$$\liminf_{v \rightarrow 0} \mathbb{E} \|\eta(\mathbf{x}/\sqrt{v} + \mathbf{h}; \chi(v)) - \mathbf{x}/\sqrt{v}\|_2^2 \geq \mathbb{E} \liminf_{v \rightarrow 0} \|\eta(\mathbf{x}/\sqrt{v} + \mathbf{h}; \chi(v)) - \mathbf{x}/\sqrt{v}\|_2^2 = +\infty.$$

This contradicts with the boundedness due to the definition of $\chi(v)$:

$$\mathbb{E} \|\eta(\mathbf{x}/\sqrt{v} + \mathbf{h}; \chi(v)) - \mathbf{x}/\sqrt{v}\|_2^2 \leq \mathbb{E} \|\eta(\mathbf{x}/\sqrt{v} + \mathbf{h}; 0) - \mathbf{x}/\sqrt{v}\|_2^2 = p.$$

Hence $\alpha^* \in [0, \infty)$ and $\chi(v)$ is bounded. Lemma 18 gives us that

$$\|\eta(\mathbf{x}/\sqrt{v} + \mathbf{h}; \chi(v)) - \mathbf{x}/\sqrt{v}\|_2^2 \leq \chi^2(v) \|\boldsymbol{\lambda}\|_2^2 + \|\mathbf{h}\|_2^2.$$

Thus DCT enables us to obtain

$$\lim_{v \rightarrow 0} \mathbb{E} \|\eta(\mathbf{x}/\sqrt{v} + \mathbf{h}; \chi(v)) - \mathbf{x}/\sqrt{v}\|_2^2 = \mathbb{E} \lim_{v \rightarrow 0} \|\eta(\mathbf{x}/\sqrt{v} + \mathbf{h}; \chi(v)) - \mathbf{x}/\sqrt{v}\|_2^2. \quad (62)$$

To compute the limit on the right-hand side of the above equation, we apply Lemma 19 and obtain that

$$\lim_{v \rightarrow 0} \mathbb{E} \|\eta(\mathbf{x}/\sqrt{v} + \mathbf{h}; \chi(v)) - \mathbf{x}/\sqrt{v}\|_2^2 = k + (\alpha^*)^2 \|\boldsymbol{\lambda}_{[1:k]}\|_2^2 + \mathbb{E} \|\eta(\mathbf{h}_{[k+1:p]}; \alpha^*, \boldsymbol{\lambda}_{[k+1:p]})\|_2^2. \quad (63)$$

Define $g(\alpha) := k + \alpha^2 \|\boldsymbol{\lambda}_{[1:k]}\|_2^2 + \mathbb{E} \|\eta(\mathbf{h}_{[k+1:p]}; \alpha, \boldsymbol{\lambda}_{[k+1:p]})\|_2^2$. Since $\chi(v)$ is defined as the optimal tuning, it has to hold that $\alpha = \alpha^*$ minimizes $g(\alpha)$. Finally, we need to prove the existence of $\lim_{v \rightarrow 0} \chi(v)$ that we assumed at the beginning of the proof. We take an arbitrarily convergent sequence $\{\chi(v_n)\}_{n=1}^\infty$ with $v_n \rightarrow 0$, as $n \rightarrow \infty$. Denote $\lim_{n \rightarrow \infty} \chi(v_n) = \tilde{\alpha}$. Note that the preceding arguments hold for any such sequence as well. Thus $\alpha = \tilde{\alpha}$ minimizes $g(\alpha)$ over $(0, \infty)$. The proof will be completed if we can show $g(\alpha)$ has a unique minimizer. According to Lemma 22, it is direct to compute

$$\begin{aligned} g'(\alpha) &= 2\alpha \sum_{i=1}^k \lambda_i^2 - \frac{2}{\alpha} \mathbb{E} [\langle \eta(\mathbf{h}_{[k+1:p]}; \alpha, \boldsymbol{\lambda}_{[k+1:p]}), \mathbf{h} \rangle - \|\eta(\mathbf{h}_{[k+1:p]}; \alpha, \boldsymbol{\lambda}_{[k+1:p]})\|_2^2] \\ &= 2\alpha \sum_{i=1}^k \lambda_i^2 - 2\mathbb{E} \|\eta(\mathbf{h}_{[k+1:p]}; \alpha, \boldsymbol{\lambda}_{[k+1:p]})\|_{\boldsymbol{\lambda}_{[k+1:p]}}, \end{aligned}$$

where in the last equality we applied Lemma 17 (ii). It is not hard to see that $g'(\alpha)$ is increasing with $g'(0) = -2\mathbb{E} \|\eta(\mathbf{h}_{[k+1:p]}; 0, \boldsymbol{\lambda}_{[k+1:p]})\|_{\boldsymbol{\lambda}_{[k+1:p]}}$ and $g'(\infty) = \infty$. Thus $g(\alpha)$ is strictly convex and has a unique minimizer. \square

5.2.2 Proof of Theorem 3

According to Lemma 10, the key step is to analyze the equation

$$\sigma^2 = \sigma_z^2 + \frac{1}{\delta p} \inf_{\chi > 0} \mathbb{E} \|\eta(\mathbf{x} + \sigma \mathbf{h}; \sigma \chi) - \mathbf{x}\|_2^2, \quad (64)$$

when $\sigma_z \rightarrow \infty$. Let $\sigma = \sigma^*$ be the solution to the above equation. First observe that $\forall \sigma > 0$,

$$\inf_{\chi > 0} \mathbb{E} \|\eta(\mathbf{x} + \sigma \mathbf{h}; \sigma \chi) - \mathbf{x}\|_2^2 \leq \lim_{\chi \rightarrow \infty} \mathbb{E} \|\eta(\mathbf{x} + \sigma \mathbf{h}; \sigma \chi) - \mathbf{x}\|_2^2 = \|\mathbf{x}\|_2^2. \quad (65)$$

This result combined with (64) yields

$$1 \leq \frac{(\sigma^*)^2}{\sigma_z^2} \leq 1 + \frac{\|\mathbf{x}\|_2^2}{\delta p \sigma_z^2},$$

from which letting $\sigma_z \rightarrow \infty$ we obtain

$$\lim_{\sigma_z \rightarrow \infty} \frac{(\sigma^*)^2}{\sigma_z^2} = 1. \quad (66)$$

Moreover, adopting the notation from Lemma 12 we know

$$e_{\lambda}(\gamma_{\lambda}^*, \sigma_z) - \frac{\|\mathbf{x}\|_2^2}{p} = \frac{1}{p} \left[\mathbb{E} \|\eta(\mathbf{x} + \sigma^* \mathbf{h}; \sigma^* \chi(\sigma^*))\|_2^2 - 2\mathbb{E} \langle \eta(\mathbf{x} + \sigma^* \mathbf{h}; \sigma^* \chi(\sigma^*)), \mathbf{x} \rangle \right] := \Delta(\sigma^*).$$

Since $\Delta(\sigma^*) \leq 0$ implied by (65), it holds that

$$\begin{aligned} |\Delta(\sigma^*)| &\leq \frac{2}{p} \mathbb{E} \langle \eta(\mathbf{x} + \sigma^* \mathbf{h}; \sigma^* \chi(\sigma^*)), \mathbf{x} \rangle \leq \frac{2\sigma^* \|\mathbf{x}\|_2}{\sqrt{p}} \|\eta(\mathbf{x}/\sigma^* + \mathbf{h}; \chi(\sigma^*))\|_{\mathcal{L}_2} \\ &\leq \frac{2\sigma^* \|\mathbf{x}\|_2}{\sqrt{p}} \left[\frac{1}{p} \sum_{i=1}^p \mathbb{E} (|x_i/\sigma^* + h_i| - \chi(\sigma^*) \|\boldsymbol{\lambda}\|_2^2/p)_+^2 \right]^{1/2}, \end{aligned} \quad (67)$$

where the third inequality is due to Lemma 17 (vi). As we will show in Lemma 12, $\chi(\sigma^*) = \Omega(\sigma^*)$. This guarantees that as $\sigma^* \rightarrow \infty$, we will have $\frac{\|\mathbf{x}\|_2}{\sigma^*} \leq \frac{\chi(\sigma^*) \|\boldsymbol{\lambda}\|_2^2}{2p}$. Using Gaussian tail inequality in Lemma 28, it is hence straightforward to calculate that for each $i = 1, \dots, p$, as $\sigma^* \rightarrow \infty$,

$$\mathbb{E} (|x_i/\sigma^* + h_i| - \chi(\sigma^*) \|\boldsymbol{\lambda}\|_2^2/p)_+^2 \leq \mathbb{E} [|h_i| - (\chi(\sigma^*) \|\boldsymbol{\lambda}\|_2^2/p - |x_i/\sigma^*|)]_+^2 \leq O(e^{-\frac{1}{4}\chi^2(\sigma^*) \|\boldsymbol{\lambda}\|_2^4/p^2}).$$

Based on Lemma 12, the above result together with (66) and (67) completes the proof.

Lemma 12. *Suppose $\mathbf{x} \neq \mathbf{0}$. Define*

$$\chi(\sigma) = \arg \min_{\chi > 0} \mathbb{E} \|\eta(\mathbf{x}/\sigma + \mathbf{h}; \chi) - \mathbf{x}/\sigma\|_2^2.$$

It holds that

$$\chi(\sigma) = \Omega(\sigma), \quad \text{as } \sigma \rightarrow \infty.$$

Proof. We first claim that $\chi(\sigma) \rightarrow \infty$, as $\sigma \rightarrow \infty$. Otherwise, consider a sequence $\sigma_n \rightarrow \infty$ such that $\chi(\sigma_n) \rightarrow \chi^* \in [0, \infty)$, as $n \rightarrow \infty$. Then Dominated Convergence Theorem enables us to compute

$$\lim_{n \rightarrow \infty} \mathbb{E} \|\eta(\mathbf{x}/\sigma_n + \mathbf{h}; \chi(\sigma_n)) - \mathbf{x}/\sigma_n\|_2^2 = \mathbb{E} \|\eta(\mathbf{h}; \chi^*)\|_2^2 > 0.$$

On the other hand, by the definition of $\chi(\sigma_n)$, we obtain

$$\lim_{n \rightarrow \infty} \mathbb{E} \|\eta(\mathbf{x}/\sigma_n + \mathbf{h}; \chi(\sigma_n)) - \mathbf{x}/\sigma_n\|_2^2 \leq \lim_{n \rightarrow \infty} \frac{\|\mathbf{x}\|_2^2}{\sigma_n^2} = 0.$$

This is a contradiction. We next analyze the rate of $\chi(\sigma)$. As we have shown in (65), $\mathbb{E} \|\eta(\mathbf{x}/\sigma + \mathbf{h}; \chi(\sigma)) - \mathbf{x}/\sigma\|_2^2 \leq \frac{1}{\sigma^2} \|\mathbf{x}\|_2^2$, it holds that $\forall \sigma > 0$,

$$\mathbb{E} \|\eta(\mathbf{x}/\sigma + \mathbf{h}; \chi(\sigma))\|_2^2 \leq \frac{2}{\sigma} \mathbb{E} \langle \eta(\mathbf{x}/\sigma + \mathbf{h}; \chi(\sigma)), \mathbf{x} \rangle. \quad (68)$$

With a change of variables, we can rewrite the terms as

$$\begin{aligned} \mathbb{E} \|\eta(\mathbf{x}/\sigma + \mathbf{h}; \chi(\sigma))\|_2^2 &= \frac{\chi^{p+2}(\sigma)}{(2\pi)^{p/2}} \int \|\eta(\mathbf{h}; 1)\|_2^2 \cdot \exp\left(-\frac{\chi^2(\sigma)}{2} \left\| \mathbf{h} - \frac{\mathbf{x}}{\sigma\chi(\sigma)} \right\|_2^2\right) d\mathbf{h}. \\ \mathbb{E} \langle \eta(\mathbf{x}/\sigma + \mathbf{h}; \chi(\sigma)), \mathbf{x} \rangle &= \frac{\chi^{p+1}(\sigma)}{(2\pi)^{p/2}} \int \langle \eta(\mathbf{h}; 1), \mathbf{x} \rangle \cdot \exp\left(-\frac{\chi^2(\sigma)}{2} \left\| \mathbf{h} - \frac{\mathbf{x}}{\sigma\chi(\sigma)} \right\|_2^2\right) d\mathbf{h}. \end{aligned}$$

By Laplace's approximation of multi-dimensional integrals (Wong, 2001), we can conclude that

$$\frac{\mathbb{E} \|\eta(\mathbf{x}/\sigma + \mathbf{h}; \chi(\sigma))\|_2^2}{\mathbb{E} \langle \eta(\mathbf{x}/\sigma + \mathbf{h}; \chi(\sigma)), \mathbf{x} \rangle} \propto \frac{\sigma}{\chi(\sigma)}, \quad \text{as } \sigma \rightarrow \infty.$$

Therefore, if $\chi(\sigma) = o(\sigma)$, the above result will contradict with (68). \square

5.3 Basic properties of the proximal operator of SLOPE norm

In this section, we list some properties of η . We would like to remind our readers of the definitions in (13), (14), and (15). The first property is a dual characterization of the primal definition of η in (13).

Lemma 13. *The primal convex problem (13) has the dual form*

$$\mathbf{v}^* \in \arg \min_{\mathbf{v} \in \mathcal{D}_\gamma} \|\mathbf{u} - \mathbf{v}\|_2^2, \quad (69)$$

where \mathcal{D}_γ is defined in (14). Furthermore, strong duality holds, and the primal and dual solution pair $(\eta(\mathbf{u}; \gamma), \mathbf{v}^*)$ is unique and satisfies

$$\mathbf{v}^* = \mathbf{u} - \eta(\mathbf{u}; \gamma).$$

Proof. First of all, it is clear that (13) is strictly convex and $\eta(\mathbf{u}; \gamma)$ is unique. The optimization (69) can be considered as projecting the point $\mathbf{u} \in \mathbb{R}^p$ onto the closed convex set \mathcal{D}_γ , thus a unique solution \mathbf{v}^* exists. Now we connect the primal form and the dual form using the classical Fenchel duality framework. Let $\mathbf{w} = \mathbf{u} - \mathbf{x}$. By substituting in \mathbf{w} and adding a Lagrangian multiplier \mathbf{v} for the constraint $\mathbf{w} = \mathbf{u} - \mathbf{x}$, we obtain the following equivalent form of (13):

$$\max_{\mathbf{v}} \min_{\mathbf{x}, \mathbf{w}} \frac{1}{2} \|\mathbf{w}\|_2^2 + \gamma \|\mathbf{x}\|_\lambda - \langle \mathbf{v}, \mathbf{w} - \mathbf{u} + \mathbf{x} \rangle = \max_{\mathbf{v}} \min_{\mathbf{x}, \mathbf{w}} \left\{ \frac{1}{2} \|\mathbf{w}\|_2^2 - \langle \mathbf{v}, \mathbf{w} \rangle \right\} + \{ \gamma \|\mathbf{x}\|_\lambda - \langle \mathbf{v}, \mathbf{x} \rangle \} + \langle \mathbf{v}, \mathbf{u} \rangle.$$

The optimal $\mathbf{w}^* = \mathbf{v}$. Regarding minimizing over \mathbf{x} , we have⁸ $\min_{\mathbf{x}} \gamma \|\mathbf{x}\|_\lambda - \langle \mathbf{v}, \mathbf{x} \rangle = -\|\mathbf{x}\|_\lambda \max_{\mathbf{x}} \{ \langle \mathbf{v}, \mathbf{x} / \|\mathbf{x}\|_\lambda \rangle - \gamma \} = \mathbb{I}_{\mathcal{D}_\gamma}(\mathbf{v})$. Now the above Lagrangian form reduces to

$$-\frac{1}{2} \|\mathbf{u}\|_2^2 + \min_{\mathbf{v} \in \mathcal{D}_\gamma} \frac{1}{2} \|\mathbf{u} - \mathbf{v}\|_2^2,$$

⁸Here we use the fact that $\|\mathbf{v}\|_* = \max_{\|\mathbf{u}\|_* \leq 1} \langle \mathbf{u}, \mathbf{v} \rangle$ for any norm $\|\cdot\|$ and its dual norm $\|\cdot\|_*$ in a Hilbert space.

which naturally leads to the optimal solution

$$\mathbf{v}^* = \mathbf{\Pi}_{\mathcal{D}_\gamma}(\mathbf{u}),$$

The strong duality holds in this case, implying that

$$\mathbf{v}^* = \mathbf{w}^* = \mathbf{u} - \mathbf{x}^* = \mathbf{u} - \eta(\mathbf{u}; \gamma).$$

The last piece of the proof deals with the characterization of \mathcal{D}_γ in (14). We will use the relation $\|\mathbf{v}\|_{\lambda^*} = \max_{\|\mathbf{a}\|_\lambda \leq 1} \langle \mathbf{a}, \mathbf{v} \rangle$. Without loss of generality, we assume $v_1 \geq \dots \geq v_p \geq 0$ (otherwise we permute the order and swap the signs of the components of \mathbf{a} accordingly). It is not hard to see that the optimization problem can be rewritten as:

$$\max_{\mathbf{a}} \langle \mathbf{a}, \mathbf{v} \rangle, \quad \text{subject to} \quad \|\mathbf{a}\|_\lambda \leq 1, \quad a_1 \geq \dots \geq a_p \geq 0.$$

It is equivalent to re-parameterize \mathbf{a} using a vector \mathbf{b} with $a_i = \sum_{j=i}^p b_j$ and $b_j \geq 0$. Transforming the above constraints as Lagrange multipliers and optimizing over \mathbf{b} , we get the following dual problem:

$$\min_{\theta, \theta_i} \theta, \quad \text{subject to} \quad \sum_{i=1}^j v_i - \theta \sum_{i=1}^j \lambda_i + \theta_j \leq 0, \quad \theta_j \geq 0, \quad \forall 1 \leq j \leq p, \quad \theta \geq 0.$$

Obviously given $\{\theta_j\}$,

$$\hat{\theta} = \max_j \left\{ \frac{\sum_{i=1}^j v_i + \theta_j}{\sum_{i=1}^j \lambda_i} \right\}.$$

To further minimize over θ_j , obviously we should set $\theta_j = 0$ for all j and the optimal value, $\|\mathbf{v}\|_{\lambda^*}$, equals:

$$\|\mathbf{v}\|_{\lambda^*} = \max_j \left\{ \frac{\sum_{i=1}^j v_i}{\sum_{i=1}^j \lambda_i} \right\}.$$

As a corollary of this result, we may characterize \mathcal{D}_γ as

$$\mathcal{D}_\gamma = \{\mathbf{v} : \|\mathbf{v}\|_{\lambda^*} \leq \gamma\} = \left\{ \mathbf{v} : \sum_{i=1}^j v_i \leq \gamma \sum_{i=1}^j \lambda_i, \quad \forall 1 \leq j \leq p \right\}.$$

□

The primal form (13) and the dual form (69) enable us to obtain several useful properties of $\eta(\mathbf{u}; \gamma)$. We select some of them to present here. We first analyze the primal form (13) to derive some properties of $\eta(\mathbf{u}; \gamma)$.

Lemma 14. *Consider any given $\mathbf{u} \in \mathbb{R}^p$ with $u_1 \geq u_2 \geq \dots \geq u_p \geq 0$. The following results hold:*

- (i) $\eta(t\mathbf{u}; t\gamma) = t\eta(\mathbf{u}, \gamma)$ for $t \geq 0$.
- (ii) $\eta_1(\mathbf{u}; \gamma) \geq \eta_2(\mathbf{u}; \gamma) \geq \dots \geq \eta_p(\mathbf{u}; \gamma) \geq 0$.
- (iii) $u_i \geq \eta_i(\mathbf{u}; \gamma)$, $1 \leq i \leq p$.
- (iv) $\eta_j(\mathbf{u}; \gamma) = \frac{[\sum_{i \in \mathcal{I}_j} (u_i - \gamma \lambda_i)]_+}{|\mathcal{I}_j|}$, where \mathcal{I}_j is defined in (15).

Proof. Part (i) is because: $\eta(t\mathbf{u}; t\gamma) = \arg \min_{\mathbf{x}} \frac{1}{2} \|\mathbf{x} - t\mathbf{u}\|_2^2 + t\gamma \|\mathbf{x}\|_{\lambda} = \arg \min_{\mathbf{x}} \frac{1}{2} \|\mathbf{x}/t - \mathbf{u}\|_2^2 + \gamma \|\mathbf{x}/t\|_{\lambda}$. Part (ii) is taken from Proposition 2.2 in Bogdan et al. (2015). For Part (iii), note that $\mathbf{u} - \eta(\mathbf{u}; \gamma) = \mathbf{\Pi}_{\mathcal{D}_{\gamma}}(\mathbf{u})$ with \mathcal{D}_{γ} being symmetric around $\mathbf{0}$, we have $u_i \geq u_i - \eta_i(\mathbf{u}; \gamma)$. This implies (iii). We now prove Part (iv). First consider $\eta_j(\mathbf{u}; \gamma) > 0$. Denote $\mathcal{I}_j^{\min} = \min\{i : i \in \mathcal{I}_j\}$, $\mathcal{I}_j^{\max} = \max\{i : i \in \mathcal{I}_j\}$ and $\eta_i(\mathbf{u}; \gamma) = a > 0, i \in \mathcal{I}_j$. There exists a sufficiently small $\delta > 0$, such that (we adopt the notation $\eta_0(\mathbf{u}; \gamma) = +\infty, \eta_{p+1}(\mathbf{u}; \gamma) = 0$)

$$\eta_{\mathcal{I}_j^{\max}+1}(\mathbf{u}; \gamma) < a - \delta < a + \delta < \eta_{\mathcal{I}_j^{\min}-1}(\mathbf{u}; \gamma).$$

Define a vector $\mathbf{z}(b) \in \mathbb{R}^p : z_i(b) = \eta_i(\mathbf{u}; \gamma)$ for $1 \leq i \leq \mathcal{I}_j^{\min} - 1, \mathcal{I}_j^{\max} + 1 \leq i \leq p$, and $z_i(b) = b$ for other i 's. Since $\eta(\mathbf{u}; \gamma)$ is the minimizer of (13) we know

$$\frac{1}{2} \|\mathbf{u} - \eta(\mathbf{u}; \gamma)\|_2^2 + \gamma \langle \boldsymbol{\lambda}, \eta(\mathbf{u}; \gamma) \rangle \leq \frac{1}{2} \|\mathbf{u} - \mathbf{z}(b)\|_2^2 + \gamma \langle \boldsymbol{\lambda}, \mathbf{z}(b) \rangle,$$

holds for any $b \in [a - \delta, a + \delta]$. Due to the choice of $\mathbf{z}(b)$, we can further simplify the above inequality to obtain

$$\frac{1}{2} \sum_{i=\mathcal{I}_j^{\min}}^{\mathcal{I}_j^{\max}} (u_i - a)^2 + \gamma \sum_{i=\mathcal{I}_j^{\min}}^{\mathcal{I}_j^{\max}} \lambda_i a \leq \frac{1}{2} \sum_{i=\mathcal{I}_j^{\min}}^{\mathcal{I}_j^{\max}} (u_i - b)^2 + \gamma \sum_{i=\mathcal{I}_j^{\min}}^{\mathcal{I}_j^{\max}} \lambda_i b := G(b),$$

where $b \in [a - \delta, a + \delta]$. Hence, a is a local minima of the quadratic function $G(\cdot)$. Therefore

$$0 = \left. \frac{dG(b)}{db} \right|_{b=a} = \sum_{i=\mathcal{I}_j^{\min}}^{\mathcal{I}_j^{\max}} (a - u_i + \gamma \lambda_i), \quad \Rightarrow \quad a = \frac{1}{\mathcal{I}_j^{\max} - \mathcal{I}_j^{\min} + 1} \sum_{i=\mathcal{I}_j^{\min}}^{\mathcal{I}_j^{\max}} u_i - \gamma \lambda_i.$$

Regarding $\eta_j(\mathbf{u}; \gamma) = 0$, we can use the same arguments to conclude that 0 is local minima of $G(\cdot)$ in $[0, \delta]$. So $\left. \frac{dG(b)}{db} \right|_{b=0} \geq 0$ leads to the result. \square

The next two lemmas study the differentiability of $\eta(\mathbf{u}; \gamma)$ that are useful in the later proof. According to Lemma 17 (i), $\eta(\mathbf{u}; \gamma)$ is Lipschitz continuous, hence differentiable almost everywhere (with respect to \mathbf{u}). In fact, from Lemma 14 (iv), it seems possible to calculate the derivatives of $\eta(\mathbf{u}; \gamma)$ outside a set of Lebesgue measure zero. Towards that goal, we slightly extend the notation of the partition \mathcal{P} of $[p]$ to $\mathcal{P}(\mathbf{u}, \gamma)$ to mark the dependency of the partition on \mathbf{u} and γ . \mathcal{P}_0 and \mathcal{I} are extended in a similar fashion.

Lemma 15. *Given any $\gamma > 0$, there exists a Lebesgue measure zero set $\mathcal{L}_{\gamma} \subset \mathbb{R}^p$ such that for each $\mathbf{u} \in \mathcal{L}_{\gamma}^c$,*

(i) *There exists a sufficiently small ball $\mathcal{B}_{\epsilon}(\mathbf{u}) = \{\tilde{\mathbf{u}} : \|\tilde{\mathbf{u}} - \mathbf{u}\|_2 \leq \epsilon\}$ such that the partition $\mathcal{P}(\tilde{\mathbf{u}}; \gamma)$ remains the same over $\mathcal{B}_{\epsilon}(\mathbf{u})$.*

(ii) *$\eta(\cdot; \gamma)$ is differentiable at \mathbf{u} .*

(iii) $\forall \mathbf{u}, \mathbf{v} \in \mathbb{R}^p, \sum_{i=1}^p u_i \langle \nabla \eta_i(\mathbf{u}; \gamma), \mathbf{v} \rangle = \sum_{\mathcal{I} \in \mathcal{P}_0} \frac{1}{|\mathcal{I}|} (\sum_{i \in \mathcal{I}} u_i) (\sum_{i \in \mathcal{I}} v_i)$.

Proof. Part (i), since the dual SLOPE norm ball is a polygon (with many faces), the orthogonal space of each face cut the entire space into many small regions, where the projection within each region is differentiable. Obviously the union of the boundaries of these regions is of measure 0. Let S be the union of these boundaries. Then $S^C \subset \mathbb{R}^p$ is an open set, within which the projection is differentiable. This further implies the differentiability of $\eta(\mathbf{u}; \gamma)$ in \mathbf{u} in S^C .

Part (ii) is a simple result of Part (i) and Lemma 14 (iv). For Part (iii), according to Part (i) and Lemma 14 (iv), it is clear that

$$\nabla \eta_j(\mathbf{u}; \gamma) = \mathbf{0}, \quad \text{if } \eta_j(\mathbf{u}; \gamma) = 0, \quad [\nabla \eta_j(\mathbf{u}; \gamma)]_i = \begin{cases} \frac{1}{|\mathcal{I}_j|}, & i \in \mathcal{I}_j \\ 0, & i \notin \mathcal{I}_j \end{cases}, \quad \text{if } \eta_j(\mathbf{u}; \gamma) > 0.$$

The identity in Part (iii) can then be directly verified based on the above results. \square

Lemma 16. *Given almost any $\mathbf{u} \in \mathbb{R}^p$, there exists a Lebesgue measure zero set $\mathcal{L}_{\mathbf{u}} \subset \mathbb{R}_{++}$ such that for each $\gamma \in \mathcal{L}_{\mathbf{u}}^c$*

(i) *The partition $\mathcal{P}(\mathbf{u}; \tilde{\gamma})$ remains the same for all $\tilde{\gamma} \in [\gamma - \epsilon, \gamma + \epsilon]$ with ϵ sufficiently small.*

(ii) *$\eta(\mathbf{u}; \cdot)$ is differentiable at γ . Assuming $u_1 \geq u_2 \geq \dots \geq u_p \geq 0$, for all $1 \leq j \leq p$,*

$$\frac{\partial \eta_j(\mathbf{u}; \gamma)}{\partial \gamma} = \begin{cases} 0 & \text{if } \eta_j(\mathbf{u}; \gamma) = 0 \\ -\frac{\sum_{i \in \mathcal{I}_j} \lambda_i}{|\mathcal{I}_j|} & \text{otherwise} \end{cases}$$

Proof. Part (i): Without loss of generality, we consider $u_1 > u_2 > \dots > u_p > 0$ and $\tilde{\gamma} = \gamma + \Delta$. Choosing Δ small enough gives that

$$\begin{aligned} \eta_1(\mathbf{u}; \gamma) &\geq \eta_2(\mathbf{u}; \gamma) \geq \dots \geq \eta_{p-k}(\mathbf{u}; \gamma) > 0 = \dots = \eta_p(\mathbf{u}; \gamma), \\ \eta_1(\mathbf{u}; \tilde{\gamma}) &\geq \eta_2(\mathbf{u}; \tilde{\gamma}) \geq \dots \geq \eta_{p-\tilde{k}}(\mathbf{u}; \tilde{\gamma}) > 0 = \dots = \eta_p(\mathbf{u}; \tilde{\gamma}), \end{aligned}$$

where k and \tilde{k} are the number of zero components that $\eta(\mathbf{u}; \gamma)$ and $\eta(\mathbf{u}; \tilde{\gamma})$ have, respectively. The key inequality is,

$$\begin{aligned} \|\eta(\mathbf{u}; \tilde{\gamma}) - \eta(\mathbf{u}; \gamma)\|_2 &\stackrel{(a)}{=} \left\| \frac{\tilde{\gamma}}{\gamma} \eta\left(\frac{\gamma}{\tilde{\gamma}} \mathbf{u}; \gamma\right) - \eta(\mathbf{u}; \gamma) \right\|_2 \leq \frac{\tilde{\gamma}}{\gamma} \left\| \eta\left(\frac{\gamma}{\tilde{\gamma}} \mathbf{u}; \gamma\right) - \eta(\mathbf{u}; \gamma) \right\|_2 + \frac{|\tilde{\gamma} - \gamma|}{\gamma} \|\eta(\mathbf{u}; \gamma)\|_2 \\ &\stackrel{(b)}{\leq} \frac{\tilde{\gamma}}{\gamma} \left\| \frac{\gamma}{\tilde{\gamma}} \mathbf{u} - \mathbf{u} \right\|_2 + \frac{|\tilde{\gamma} - \gamma|}{\gamma} \|\mathbf{u}\|_2 = \frac{2|\tilde{\gamma} - \gamma|}{\gamma} \|\mathbf{u}\|_2, \end{aligned} \quad (70)$$

where (a) is by Lemma 14 (i) and (b) is due to Lemma 17 (i). Then (70) enables us to choose Δ small enough so that $\tilde{k} \leq k$. For the rest of the proof, we have

(1) We first show $\tilde{k} = k$, which is equivalent to

$$\sum_{j=p-k+1}^p |\eta(\mathbf{u}; \tilde{\gamma})|^2 = 0,$$

when Δ is small. Suppose this is not true. Then there exist $\Delta_n \rightarrow 0$ and $p - k + 1 \leq j_{\Delta_n} \leq p$ such that $\eta_{\Delta_n}(\mathbf{u}; \tilde{\gamma}) \neq 0$. Lemma 14 Part (iv) gives that $\eta_{\Delta_n}(\mathbf{u}; \tilde{\gamma}) = \frac{\sum_{i \in \mathcal{I}_{j_{\Delta_n}}(\mathbf{u}; \tilde{\gamma})} (u_i - \tilde{\gamma} \lambda_i)}{|\mathcal{I}_{j_{\Delta_n}}(\mathbf{u}; \tilde{\gamma})|}$, and the inequality (70) implies that

$$\lim_{\Delta \rightarrow 0} \sum_{j=p-k+1}^p |\eta(\mathbf{u}; \tilde{\gamma})|^2 = 0.$$

These result combined with the fact that $\lim_{n \rightarrow \infty} \frac{\Delta_n \sum_{i \in \mathcal{I}_j \Delta_n(\mathbf{u}; \tilde{\gamma})} \lambda_i}{|\mathcal{I}_j \Delta_n(\mathbf{u}; \tilde{\gamma})|} = 0$ yield

$$\lim_{n \rightarrow \infty} \sum_{i \in \mathcal{I}_j \Delta_n(\mathbf{u}; \tilde{\gamma})} (u_i - \gamma \lambda_i) = 0. \quad (71)$$

Consider the set $\mathcal{L}_1 = \{\gamma \in \mathbb{R}_{++} : \sum_{i \in \mathcal{K}} (u_i - \gamma \lambda_i) = 0 \text{ for some } \mathcal{K} \subseteq \{1, 2, \dots, p\}\}$. Since $u_i > 0$ for all $1 \leq i \leq p$, \mathcal{L}_1 has finite elements thus of Lebesgue measure zero. Hence, as long as $\gamma \in \mathcal{L}_1^c$, (71) is impossible to hold.

(2) We next show $\mathcal{I}_j(\mathbf{u}; \gamma) = \mathcal{I}_j(\mathbf{u}; \tilde{\gamma})$ for $1 \leq j \leq p - k$, where these sets are defined in (15). Lemma 14 Part (iv) and the inequality (70) together imply that for each $1 \leq j \leq p - k$,

$$\lim_{\Delta \rightarrow 0} \left| \frac{\sum_{i \in \mathcal{I}_j(\mathbf{u}; \gamma)} (u_i - \gamma \lambda_i)}{|\mathcal{I}_j(\mathbf{u}; \gamma)|} - \frac{\sum_{i \in \mathcal{I}_j(\mathbf{u}; \tilde{\gamma})} (u_i - \gamma \lambda_i)}{|\mathcal{I}_j(\mathbf{u}; \tilde{\gamma})|} \right| = 0. \quad (72)$$

Now define the vector $\mathbf{h}^\Delta \in \mathbb{R}^p$ so that for each $1 \leq i \leq p$,

$$h_i^\Delta = \begin{cases} 0 & \text{if } i \notin \mathcal{I}_j(\mathbf{u}; \gamma), \text{ \& } i \notin \mathcal{I}_j(\mathbf{u}; \tilde{\gamma}), \\ \frac{1}{|\mathcal{I}_j(\mathbf{u}; \gamma)|}, & \text{if } i \in \mathcal{I}_j(\mathbf{u}; \gamma) \text{ \& } i \notin \mathcal{I}_j(\mathbf{u}; \tilde{\gamma}), \\ \frac{-1}{|\mathcal{I}_j(\mathbf{u}; \tilde{\gamma})|}, & \text{if } i \notin \mathcal{I}_j(\mathbf{u}; \gamma) \text{ \& } i \in \mathcal{I}_j(\mathbf{u}; \tilde{\gamma}), \\ \frac{1}{|\mathcal{I}_j(\mathbf{u}; \gamma)|} - \frac{1}{|\mathcal{I}_j(\mathbf{u}; \tilde{\gamma})|}, & \text{otherwise.} \end{cases}$$

Then, (72) can be rewritten as $\lim_{\Delta \rightarrow 0} \langle \mathbf{h}^\Delta, \mathbf{u} - \gamma \boldsymbol{\lambda} \rangle = 0$. Consider the set $\mathcal{L}_2 = \{\gamma \in \mathbb{R}_{++} : \langle \mathbf{h}^\Delta, \mathbf{u} - \gamma \boldsymbol{\lambda} \rangle = 0 \text{ for some } \mathbf{h}^\Delta \neq \mathbf{0}\}$. We know such set has finite elements as long as \mathbf{u} does not belong to the Lebesgue measure zero set $\{\mathbf{u} : \langle \mathbf{h}^\Delta, \mathbf{u} \rangle = 0 \text{ for some } \mathbf{h}^\Delta \neq \mathbf{0}\}$. Moreover, since the set $\{\mathbf{h}^\Delta \in \mathbb{R}^p : \Delta \text{ is small}\}$ is finite, it holds that $\min_{\mathbf{h}^\Delta \neq \mathbf{0}} \langle \mathbf{h}^\Delta, \mathbf{u} - \gamma \boldsymbol{\lambda} \rangle > 0$ for small Δ when $\gamma \in \mathcal{L}_2^c$. This combined with (72) implies that $\mathbf{h}^\Delta = \mathbf{0}$ when Δ is small enough.

Part (ii): It is a simple result of Part (i) and Lemma 14 (iv). \square

Next we list some properties which are relevant to the Lipschitz continuity, convexity and norm bounds of η .

Lemma 17. *For any $\mathbf{u} \in \mathbb{R}^p$, the proximal operator $\eta(\mathbf{u}; \gamma)$ satisfies,*

- (i) $\|\eta(\mathbf{u}_1; \gamma) - \eta(\mathbf{u}_2; \gamma)\|_2^2 \leq \langle \mathbf{u}_1 - \mathbf{u}_2, \eta(\mathbf{u}_1; \gamma) - \eta(\mathbf{u}_2; \gamma) \rangle \leq \|\mathbf{u}_1 - \mathbf{u}_2\|_2^2$;
- (ii) $\frac{1}{2} \|\mathbf{u} - \eta(\mathbf{u}; \gamma)\|_2^2 + \gamma \|\eta(\mathbf{u}; \gamma)\|_\lambda = \frac{1}{2} (\|\mathbf{u}\|_2^2 - \|\eta(\mathbf{u}; \gamma)\|_2^2)$
- (iii) $\|\eta(\mathbf{u}; \gamma)\|_2^2$ is convex in \mathbf{u} and non-increasing in γ .
- (iv) $\|\eta(\mathbf{u}; \gamma_1) - \eta(\mathbf{u}; \gamma_2)\|_2 \leq \|\boldsymbol{\lambda}\|_2 |\gamma_1 - \gamma_2|$.
- (v) $\|\eta(\mathbf{u}; \gamma)\|_\lambda \geq \frac{\|\boldsymbol{\lambda}\|_1}{p} \|\eta(\mathbf{u}; \gamma)\|_1$.
- (vi) $\|\eta(\mathbf{u}; \gamma, \boldsymbol{\lambda})\|_2^2 \leq \|\eta(\mathbf{u}; \gamma, \frac{\|\boldsymbol{\lambda}\|_2}{p} \mathbf{1})\|_2^2$. The right hand side is the ℓ_2 norm square of a ℓ_1 proximal operator.

Proof. To prove (i), we know that $\Pi_{\mathcal{D}_\gamma}(\mathbf{u}_1) = \mathbf{u}_1 - \eta(\mathbf{u}_1; \gamma)$ and $\Pi_{\mathcal{D}_\gamma}(\mathbf{u}_2) = \mathbf{u}_2 - \eta(\mathbf{u}_2; \gamma)$. The property of projection onto a convexity body implies that

$$\langle \mathbf{u}_1 - \Pi_{\mathcal{D}_\gamma}(\mathbf{u}_1), \Pi_{\mathcal{D}_\gamma}(\mathbf{u}_2) - \Pi_{\mathcal{D}_\gamma}(\mathbf{u}_1) \rangle \leq 0, \quad \langle \mathbf{u}_2 - \Pi_{\mathcal{D}_\gamma}(\mathbf{u}_2), \Pi_{\mathcal{D}_\gamma}(\mathbf{u}_1) - \Pi_{\mathcal{D}_\gamma}(\mathbf{u}_2) \rangle \leq 0.$$

Adding the two inequalities above up gives the first inequality of (i). The second one is by a simple use of Cauchy-Schwarz inequality. Part (ii) is the strong duality property.

For Part (iii), the equation in Part (ii) is equivalent to

$$\max_{\mathbf{x}} \langle \mathbf{u}, \mathbf{x} \rangle - \frac{1}{2} \|\mathbf{x}\|_2^2 - \gamma \|\mathbf{x}\|_\lambda = \frac{1}{2} \|\eta(\mathbf{u}; \gamma)\|_2^2.$$

The term on the left-hand side is the maximum of a series of linear functions in \mathbf{u} , hence convex. The monotonicity in γ is obvious.

Part (iv): We first prove the inequality holds for \mathbf{u} that satisfies Lemma 16. In this case we know there are finite number of discontinuity points of η w.r.t. γ . Hence for all such \mathbf{u} ,

$$\begin{aligned} \|\eta(\mathbf{u}; \gamma + \Delta) - \eta(\mathbf{u}; \gamma)\|_2 &= \left\| \Delta \int_0^1 \frac{\partial \eta(\mathbf{u}; \gamma + t\Delta)}{\partial \gamma} dt \right\|_2 \\ &\leq |\Delta| \int_0^1 \left\| \frac{\partial \eta(\mathbf{u}; \gamma + \Delta t)}{\partial \gamma} \right\|_2 dt \stackrel{(a)}{=} |\Delta| \int_0^1 \sqrt{\sum_{\mathcal{I} \in \mathcal{P}_0} \frac{1}{|\mathcal{I}|} (\sum_{i \in \mathcal{I}} \lambda_i)^2} dt \\ &\leq |\Delta| \int_0^1 \sqrt{\sum_{\mathcal{I} \in \mathcal{P}_0} \sum_{i \in \mathcal{I}} \lambda_i^2} dt \leq |\Delta| \|\boldsymbol{\lambda}\|_2, \end{aligned}$$

where (a) is due to Lemma 16 (ii). For other \mathbf{u} 's, since they all belong to a Lebesgue measure zero set, there exists a sequence $\mathbf{u}_m \rightarrow \mathbf{u}$ and \mathbf{u}_m satisfies Part (iv). Hence Part (iv) holds for other \mathbf{u} 's as well due to the continuity of $\eta(\cdot; \gamma)$.

Part (v): Denote the uniform permutation $\mathcal{T} : [p] \mapsto [p]$. It is clear that

$$\|\eta(\mathbf{u}; \gamma)\|_\lambda = \sum_{i=1}^p |\eta(\mathbf{u}; \gamma)|_{(i)} \lambda_i \geq \mathbb{E}_{\mathcal{T}} \sum_{i=1}^p |\eta(\mathbf{u}; \gamma)|_{(i)} \lambda_{\mathcal{T}(i)} = \sum_{i=1}^p |\eta(\mathbf{u}; \gamma)|_{(i)} \mathbb{E}_{\mathcal{T}} \lambda_{\mathcal{T}(i)}.$$

The proof is completed by verifying that $\mathbb{E}_{\mathcal{T}} \lambda_{\mathcal{T}(i)} = \frac{\sum_{i=1}^p \lambda_i}{p}$ for all $1 \leq i \leq p$.

For Part (vi), first we realize that it is equivalent to showing $\mathcal{D}_\gamma \supset \{\mathbf{v} : |v|_{(1)} \leq \frac{\gamma \|\boldsymbol{\lambda}\|_2^2}{p}\}$. According to the structure of \mathcal{D}_γ in (14), the above set relation can be further translated as $\frac{\gamma \|\boldsymbol{\lambda}\|_2^2}{p} \leq \min_{1 \leq s \leq p} \frac{\gamma}{s} \sum_{i=1}^s \lambda_i = \frac{\gamma}{p} \sum_{i=1}^p \lambda_i$. This is directly verified by Lemma 25, the proof is hence completed. \square

The last lemma in this section characterizes the diameter of the dual norm ball \mathcal{D}_1 .

Lemma 18. *We have the following results for the unit dual norm ball \mathcal{D}_1 :*

$$\max\{\|z\|_2 : z \in \partial \mathcal{D}_1\} = \|\boldsymbol{\lambda}\|_2.$$

This implies that $\mathbb{E} \|\eta(\mathbf{x} + \mathbf{h}; \chi) - \mathbf{x}\|_2^2 \leq p + \chi^2 \|\boldsymbol{\lambda}\|_2^2$.

Proof. First it is not hard to see that $\mathbf{z} = \boldsymbol{\lambda} \in \mathcal{D}_1$ and $\|\mathbf{z}\|_2 = \|\boldsymbol{\lambda}\|_2$. Now we show this is the largest possible value that can be reached. First we note that $\boldsymbol{\lambda}$ is the only point in \mathcal{D}_1 that meet all the constraints in (14) up to arbitrary signs on each component. Now for any other $\mathbf{z} \in \mathcal{D}_1$, let $j_1 = \min\{k : \sum_{i=1}^k |z|_{(i)} < \sum_{i=1}^k \lambda_i\}$. Then we have $|z|_{(i)} = \lambda_i$ for any $i < j_1$ and $|z|_{(j_1)} < \lambda_{j_1}$. Now let $j_2 = \min\{k : k > j_1, \sum_{i=1}^k |z|_{(i)} = \lambda_i\}$.

If j_2 is not defined (the set that defines j_2 is empty), then we can safely increase $|z|_{(j_1)}$ without violating the constraints and also make $\|\mathbf{z}\|_2$ larger. Otherwise, we can pick a pair of new values for $(|z|_{(j_1)}, |z|_{(j_2)}) = (|z|_{(j_1)} + \Delta, |z|_{(j_2)} - \Delta)$ for some small enough $\Delta > 0$ without violating any of the constraints. We note that this new pick will increase $\|\mathbf{z}\|_2^2$ since $(|z|_{(j_1)} + \Delta)^2 + (|z|_{(j_2)} - \Delta)^2 > |z|_{(j_1)}^2 + |z|_{(j_2)}^2$. Hence as long as one of the $\sum_{i=1}^k |z|_{(i)} < \sum_{i=1}^k \lambda_i$ for some $1 \leq k \leq p$, we can vary \mathbf{z} to increase $\|\mathbf{z}\|_2^2$. This completes the proof.

To justify the rest of the conclusions, we note that

$$\mathbb{E}\|\eta(\mathbf{x} + \mathbf{h}; \chi) - \mathbf{x}\|_2^2 = \mathbb{E}\|\mathbf{h} - \mathbf{\Pi}_{\mathcal{D}_\chi}(\mathbf{x} + \mathbf{h})\|_2^2 \leq p + \mathbb{E}\|\mathbf{\Pi}_{\mathcal{D}_\chi}(\mathbf{x} + \mathbf{h})\|_2^2 \leq p + \chi^2\|\boldsymbol{\lambda}\|_2^2.$$

where we used the fact that $\mathbb{E}\langle \mathbf{h}, \mathbf{\Pi}_{\mathcal{D}_\chi}(\mathbf{x} + \mathbf{h}) \rangle = p - \mathbb{E}\langle \mathbf{h}, \eta(\mathbf{x} + \mathbf{h}; \chi) - \eta(\mathbf{x}; \chi) \rangle \geq 0$ due to Lemma 17 (i). \square

Lemma 19. *We have the following characterization of the limiting quantity:*

$$\lim_{\sigma \rightarrow 0} \|\eta(\mathbf{x}/\sigma + \mathbf{h}; \chi) - \mathbf{x}/\sigma\|_{\mathcal{L}_2}^2 = \frac{k}{p} + \frac{\chi^2}{p} \|\boldsymbol{\lambda}_{[1:k]}\|_2^2 + \|\eta(\mathbf{h}_{[k+1:p]}; \chi, \boldsymbol{\lambda}_{[k+1:p]})\|_{\mathcal{L}_2}^2.$$

Proof. If we assume the nonzero components of \mathbf{x} are different from each other. Without loss of generality, suppose $|x_1| > \dots > |x_k| > x_{k+1} = \dots = x_p = 0$. Then as $\sigma \rightarrow 0$, the gap between any two consecutive terms of $\{|\frac{x_i}{\sigma} + h_i|\}_{i=1}^k$ converges to infinity. As a result, the proximal operator on this part becomes componentwise soft-thresholding. On the other hand, the rest $p - k$ components interact with $\boldsymbol{\lambda}_{[k+1:p]}$ to form a proximal operator independently from the first k components. This leads to the following observation:

$$\lim_{\sigma \rightarrow 0} \eta_i\left(\frac{\mathbf{x}}{\sigma} + \mathbf{h}; \chi, \boldsymbol{\lambda}\right) - \frac{x_i}{\sigma} = (h_i - \chi\lambda_i)\text{sign}(x_i), \quad 1 \leq i \leq k, \quad (73)$$

$$\lim_{\sigma \rightarrow 0} \eta_{[k+1:p]}\left(\frac{\mathbf{x}}{\sigma} + \mathbf{h}; \chi, \boldsymbol{\lambda}\right) - \frac{\mathbf{x}_{[k+1:p]}}{\sigma} = \eta(\mathbf{h}_{[k+1:p]}; \chi, \boldsymbol{\lambda}_{[k+1:p]}). \quad (74)$$

It is important to note that here h_i are not ordered according to x_i and hence $\mathbf{h}_{[k+1:p]} \sim \mathcal{N}(0, \mathbf{I}_{p-k})$ and is independent from h_i for $i \leq k$.

This indicates the identity below and our goal naturally follows.

$$\lim_{\sigma \rightarrow 0} \|\eta(\mathbf{x}/\sigma + \mathbf{h}; \chi) - \mathbf{x}/\sigma\|_{\mathcal{L}_2}^2 = \|\mathbf{h}_{[1:k]}\|_2^2 + \chi^2\|\boldsymbol{\lambda}_{[1:k]}\|_2^2 + \|\eta(\mathbf{h}_{[k+1:p]}; \chi, \boldsymbol{\lambda}_{[k+1:p]})\|_2^2.$$

This leads to the final goal we would like to prove. \square

Lemma 20. *For two sequences of weights $\boldsymbol{\lambda}_1$ and $\boldsymbol{\lambda}_2$, if $\lambda_{1,i} \geq \lambda_{2,i} \forall 1 \leq i \leq p$, then $|\eta_i(\mathbf{u}; \chi, \boldsymbol{\lambda}_1)| \leq |\eta_i(\mathbf{u}; \chi, \boldsymbol{\lambda}_2)|$ for any $1 \leq i \leq p$.*

Proof. Without loss of generality, we assume $u_1 \geq \dots \geq u_p \geq 0$. Let $a_{1,i} = u_i - \chi\lambda_{1,i}$, $a_{2,i} = u_i - \chi\lambda_{2,i}$. Then we have $a_{1,i} \leq a_{2,i}$ for any $1 \leq i \leq p$. The next two steps for executing SLOPE is to run a isotonic regression on each sequence \mathbf{a}_1 and \mathbf{a}_2 and threshold each one at 0 respectively. Suppose \mathbf{b}_j is the isotonic regressor of \mathbf{a}_j for $j = 1, 2$, i.e.,

$$\mathbf{b}_j = \arg \min_{\mathbf{b}} \|\mathbf{a}_j - \mathbf{b}\|_2^2, \quad \text{subject to } b_1 \geq \dots \geq b_p.$$

As long as we can show $b_{1,i} \leq b_{2,i}$ for all $1 \leq i \leq p$ the proof is completed. We prove this claim by contradiction. Suppose this is not the case, then we define two new sequence $\tilde{\mathbf{b}}_1$ and $\tilde{\mathbf{b}}_2$ as

$$\tilde{b}_{j,i} = \begin{cases} b_{j,i}, & \text{if } b_{1,i} \leq b_{2,i}, \\ \frac{1}{2}(b_{1,i} + b_{2,i}), & \text{if } b_{1,i} > b_{2,i} \end{cases}, \quad \text{for } i \in \{1, 2\}.$$

Obviously both $\tilde{\mathbf{b}}_1$ and $\tilde{\mathbf{b}}_2$ are nonincreasing sequence. In addition, for any index i where $b_{1,i} > b_{2,i}$, it is easy to verify $(a_{1,i} - \tilde{b}_{1,i})^2 + (a_{2,i} - \tilde{b}_{2,i})^2 < (a_{1,i} - b_{1,i})^2 + (a_{2,i} - b_{2,i})^2$, which is equivalent to $\frac{1}{2}(b_{1,i} - b_{2,i})^2 + (a_{2,i} - a_{1,i})(b_{1,i} - b_{2,i}) > 0$. Overall, this indicates that

$$\|\mathbf{a}_1 - \tilde{\mathbf{b}}_1\|_2^2 + \|\mathbf{a}_2 - \tilde{\mathbf{b}}_2\|_2^2 < \|\mathbf{a}_1 - \mathbf{b}_1\|_2^2 + \|\mathbf{a}_2 - \mathbf{b}_2\|_2^2$$

hence at least $\|\mathbf{a}_j - \tilde{\mathbf{b}}_j\|_2 < \|\mathbf{a}_j - \mathbf{b}_j\|_2$ for one of $j \in \{1, 2\}$. This contradicts the property of the regressor. \square

5.4 Reference materials

In this section, we summarize a few results which have been proved in previous works and are used in our paper.

5.4.1 Convex Gaussian Min-max Theorem (CGMT)

The Convex Gaussian Min-max Theorem (CGMT) provides a powerful tool to reduce the analysis of SLOPE estimator under iid Gaussian design. Denote

$$\begin{aligned}\Phi(\mathbf{G}) &:= \min_{\mathbf{w} \in S_{\mathbf{w}}} \max_{\mathbf{u} \in S_{\mathbf{u}}, \mathbf{v} \in S_{\mathbf{v}}} \mathbf{u}^\top \mathbf{G} \mathbf{w} + \psi(\mathbf{w}, \mathbf{u}, \mathbf{v}), \\ \phi(\mathbf{g}, \mathbf{h}) &:= \min_{\mathbf{w} \in S_{\mathbf{w}}} \max_{\mathbf{u} \in S_{\mathbf{u}}, \mathbf{v} \in S_{\mathbf{v}}} \|\mathbf{w}\|_2 \mathbf{g}^\top \mathbf{u} + \|\mathbf{u}\|_2 \mathbf{h}^\top \mathbf{w} + \psi(\mathbf{w}, \mathbf{u}, \mathbf{v}), \\ \tilde{\phi}(\mathbf{g}, \mathbf{h}) &:= \max_{\mathbf{u} \in S_{\mathbf{u}}, \mathbf{v} \in S_{\mathbf{v}}} \min_{\mathbf{w} \in S_{\mathbf{w}}} \|\mathbf{w}\|_2 \mathbf{g}^\top \mathbf{u} + \|\mathbf{u}\|_2 \mathbf{h}^\top \mathbf{w} + \psi(\mathbf{w}, \mathbf{u}, \mathbf{v}),\end{aligned}$$

where $\mathbf{G} \in \mathbb{R}^{n \times p}$, $\mathbf{h} \in \mathbb{R}^p$, $\mathbf{g} \in \mathbb{R}^n$ have independent standard normal entries.

Theorem 4. (CGMT). *Suppose $S_{\mathbf{w}}, S_{\mathbf{u}}, S_{\mathbf{v}}$ are all compact sets, and $\psi(\mathbf{w}, \mathbf{u}, \mathbf{v})$ is continuous on $S_{\mathbf{w}} \times S_{\mathbf{u}} \times S_{\mathbf{v}}$, then the following results hold:*

(i) For all $c \in \mathbb{R}$,

$$\mathbb{P}(\Phi(\mathbf{G}) \leq c) \leq 2\mathbb{P}(\phi(\mathbf{g}, \mathbf{h}) \leq c).$$

(ii) Further assume that $S_{\mathbf{w}}, S_{\mathbf{u}}, S_{\mathbf{v}}$ are convex sets, and $\psi(\mathbf{w}, \mathbf{u}, \mathbf{v})$ is convex on $S_{\mathbf{w}}$ and concave on $S_{\mathbf{u}} \times S_{\mathbf{v}}$. Then for all $c \in \mathbb{R}$,

$$\mathbb{P}(\Phi(\mathbf{G}) \geq c) \leq 2\mathbb{P}(\tilde{\phi}(\mathbf{g}, \mathbf{h}) \geq c).$$

The above results are essentially taken from Theorem 3 in [Thrapoulidis et al. \(2015\)](#). The minor difference is that the current version involves an extra vector \mathbf{v} , and $\tilde{\phi}(\mathbf{g}, \mathbf{h})$ appears in Part (ii) instead of $\phi(\mathbf{g}, \mathbf{h})$. By a rather straightforward inspection of the proof in [Thrapoulidis et al. \(2015\)](#), these changes continue to hold.

In addition, when case (i) in Theorem 4 occurs, we say $\Phi(\mathbf{G}) \geq_p \phi(\mathbf{g}, \mathbf{h})$; Similarly when case (ii) happens, we say $\Phi(\mathbf{G}) \leq_p \tilde{\phi}(\mathbf{g}, \mathbf{h})$.

5.4.2 Basic results in concentration inequalities

In this section we list some basic concentration inequalities that are used in this paper. Again in these theorems, C, c are used to denote absolute constants.

Theorem 5 (Bernstein's inequality). *Let x_1, \dots, x_n be independent, mean zero, sub-exponential random variables. Then for every $t \geq 0$, we have*

$$\mathbb{P}\left(\left|\sum_{i=1}^n x_i\right| \geq t\right) \leq 2 \exp\left[-c_B \min\left(\frac{t^2}{\sum_{i=1}^n \|x_i\|_{\psi_1}^2}, \frac{t}{\max_i \|x_i\|_{\psi_1}}\right)\right],$$

where $c_B > 0$ is an absolute constant, and $\|\cdot\|_{\psi_1}$ is the sub-exponential norm defined as $\|x\|_{\psi_1} = \inf\{t > 0 : \mathbb{E}e^{|x|/t} \leq 2\}$.

Please refer to Theorem 2.8.1 in [Vershynin \(2018\)](#) for a proof.

Lemma 21. *For two sub-Gaussian random variable X and Y , we have $\|XY\|_{\psi_1} \leq \|X\|_{\psi_2} \|Y\|_{\psi_2}$.*

Please refer to Lemma 2.7.7 in [Vershynin \(2018\)](#) for a proof.

Theorem 6 (Gaussian Lipschitz). *Consider a random vector $X \sim \mathcal{N}(0, \mathbf{I}_p)$ and a Lipschitz function $f : \mathbb{R}^p \rightarrow \mathbb{R}$, then*

$$\mathbb{P}(|f(X) - \mathbb{E}f(X)| > t) \leq 2e^{-\frac{ct^2}{\|f\|_{\text{Lip}}^2}}, \quad \forall t \geq 0.$$

Please refer to Theorem 5.2.2 in [Vershynin \(2018\)](#) for a proof.

5.4.3 Other results

We list the rest of the results we used in the main proof here.

Theorem 7 (Saddle Point Theorem). *Let X and Z be two nonempty convex subsets of \mathbb{R}^n and \mathbb{R}^m , respectively; and $\phi : X \times Z \mapsto \mathbb{R}$ be a function such that $\phi(\cdot, z)$ is convex and closed over X for each $z \in Z$, and $-\phi(x, \cdot)$ is convex and closed over Z for each $x \in X$. If for some $\bar{x} \in X, \bar{z} \in Z, \bar{c} \in \mathbb{R}$, the levels sets*

$$\{x \in X : \phi(x, \bar{z}) \leq \bar{c}\}, \quad \{z \in Z : \phi(\bar{x}, z) \geq \bar{c}\},$$

are nonempty and compact, then the set of saddle points of ϕ is nonempty and compact.

The above theorem is Proposition 5.5.7 in [Bertsekas \(2009\)](#).

For the proof of the following lemmas, we recall our readers of the notations defined in (13), (14) and (15).

Lemma 22. *Let $f(a, b) = \|\eta(\mathbf{x} + a\mathbf{h}; b)\|_2^2$, then at those differentiable points of f , we have the following equations for the partial derivatives of f*

$$\frac{\partial f}{\partial a} = 2\langle \eta(\mathbf{x} + a\mathbf{h}; b), \mathbf{h} \rangle, \tag{75}$$

$$\frac{\partial f}{\partial b} = \frac{2}{b} \|\eta(\mathbf{x} + a\mathbf{h}; b)\|_2^2 - \frac{2}{b} \langle \eta(\mathbf{x} + a\mathbf{h}; b), \mathbf{x} + a\mathbf{h} \rangle. \tag{76}$$

Proof. (75) is a simple application of the chain rule. Regarding (76), since $f(a, b) = b^2 \|\eta(\mathbf{x}/b + a\mathbf{h}/b; 1)\|_2^2$, we have that

$$\begin{aligned} \frac{\partial f}{\partial b} &= 2b \|\eta(\mathbf{x}/b + a\mathbf{h}/b; 1)\|_2^2 + 2b^2 \langle \eta(\mathbf{x}/b + a\mathbf{h}/b; 1), -\mathbf{x}/b^2 - a\mathbf{h}/b^2 \rangle, \\ &= \frac{2}{b} \|\eta(\mathbf{x} + a\mathbf{h}; b)\|_2^2 - \frac{2}{b} \langle \eta(\mathbf{x} + a\mathbf{h}; b), \mathbf{x} + a\mathbf{h} \rangle. \end{aligned}$$

□

Lemma 23. Let $G(a) = \|\eta(\mathbf{x} + a\mathbf{h}; ab) - \mathbf{x}\|_2^2$, then we have

$$G'(a) = \frac{2}{a} \left(\|\eta(\mathbf{x} + a\mathbf{h}; ab)\|_2^2 - 2\langle \eta(\mathbf{x} + a\mathbf{h}; ab), \mathbf{x} \rangle + \sum_{\mathcal{I} \in \mathcal{P}_0} \frac{(\sum_{k \in \mathcal{I}} x_k \cdot \text{sign}(x_k + ach_k))^2}{|\mathcal{I}|} \right).$$

Proof. Since we only care about the derivative, we first ignore the constant term and rewrite $G(a) = \|\eta(\mathbf{x} + a\mathbf{h}; ab)\|_2^2 - 2\langle \eta(\mathbf{x} + a\mathbf{h}; ab), \mathbf{x} \rangle$. By Lemma 22, it is not hard to verify that

$$\frac{d}{da} \|\eta(\mathbf{x} + a\mathbf{h}; ab)\|_2^2 = \frac{2}{a} \|\eta(\mathbf{x} + a\mathbf{h}; ab)\|_2^2 - \frac{2}{a} \langle \eta(\mathbf{x} + a\mathbf{h}; ab), \mathbf{x} \rangle. \quad (77)$$

Now for the second term, we have that

$$\begin{aligned} \frac{d}{da} \langle \eta(\mathbf{x} + a\mathbf{h}; ab), \mathbf{x} \rangle &= \frac{d}{da} a \langle \eta(\mathbf{x}/a + \mathbf{h}; b), \mathbf{x} \rangle \\ &= \frac{1}{a} \langle \eta(\mathbf{x} + a\mathbf{h}; ab), \mathbf{x} \rangle + a \sum_{k=1}^p x_k \langle \nabla \eta_k(\frac{\mathbf{x}}{a} + \mathbf{h}; b), -\mathbf{x}/a^2 \rangle \\ &= \frac{1}{a} \langle \eta(\mathbf{x} + a\mathbf{h}; ab), \mathbf{x} \rangle - \frac{1}{a} \sum_{\mathcal{I} \in \mathcal{P}_0} \frac{1}{|\mathcal{I}|} \left(\sum_{k \in \mathcal{I}} x_k \cdot \text{sign}(x_k + ach_k) \right)^2. \end{aligned}$$

The proof is completed by combining the above two parts. \square

Lemma 24. Let $f(v) = \|\eta(\mathbf{x} + \sqrt{v}\mathbf{h}; \sqrt{v}\chi) - \mathbf{x}\|_2^2$. Then, we have the following upper bound for $f(v)$:

$$f(v) \leq \|\eta(\mathbf{h}; \chi)\|_2^2 v + \|\mathbf{x}\|_2^2 := l(v). \quad (78)$$

In addition, $l(v)$ is the asymptote of $f(v)$ as $v \rightarrow \infty$.

Proof. Let $g(a) = \|\eta(a\mathbf{x} + \mathbf{h}; \chi)\|_2^2$. We can express $f(v) - \|\eta(\mathbf{h}; \chi)\|_2^2 v$ as the following:

$$\begin{aligned} f(v) - \|\eta(\mathbf{h}; \chi)\|_2^2 v &= \frac{\|\eta(\frac{\mathbf{x}}{\sqrt{v}} + \mathbf{h}; \chi)\|_2^2 - \frac{2}{\sqrt{v}} \langle \eta(\frac{\mathbf{x}}{\sqrt{v}} + \mathbf{h}; \chi), \mathbf{x} \rangle - \|\eta(\mathbf{h}; \chi)\|_2^2}{\frac{1}{v}} + \|\mathbf{x}\|_2^2 \\ &= - \frac{g(0) - g\left(\frac{1}{\sqrt{v}}\right) + \frac{1}{\sqrt{v}} g'\left(\frac{1}{\sqrt{v}}\right)}{\frac{1}{v}} + \|\mathbf{x}\|_2^2 = \|\mathbf{x}\|_2^2 - \frac{1}{2} g''\left(\frac{1}{\sqrt{\tilde{v}}}\right) \end{aligned}$$

where $\tilde{v} > v$ is some value for Taylor expansion.

By inspecting the proof of Lemma 22 and Lemma 23, it is not hard to see that

$$g''(a) = 2 \sum_{\mathcal{I} \in \mathcal{P}_0} \frac{1}{|\mathcal{I}|} \left(\sum_{k \in \mathcal{I}} x_k \cdot \text{sign}(ax_k + h_k) \right)^2.$$

The conclusion then follows. \square

Lemma 25. For a sequence of decreasing weights $\boldsymbol{\lambda} = (\lambda_1, \dots, \lambda_p)$, if $\lambda_1 \leq 1$, then for any $0 \leq \lambda < \frac{\|\boldsymbol{\lambda}\|_2}{\sqrt{p}}$, we have that

$$\frac{\#\{\lambda_i > \lambda\}}{p} \geq 1 - \frac{1 - \frac{\|\boldsymbol{\lambda}\|_2^2}{p}}{1 - \lambda^2}.$$

In addition, the following lower bound for $\frac{\|\boldsymbol{\lambda}\|_1}{p}$ holds.

$$\frac{\|\boldsymbol{\lambda}\|_1}{p} \geq \frac{\|\boldsymbol{\lambda}\|_2^2}{p}.$$

Proof. For any $\lambda < \frac{\|\boldsymbol{\lambda}\|_2}{\sqrt{p}}$, we have that

$$\frac{\|\boldsymbol{\lambda}\|_2^2}{p} = \frac{\sum_{\lambda_i \leq \lambda} \lambda_i^2 + \sum_{\lambda_i > \lambda} \lambda_i^2}{p} \leq \frac{\lambda^2 \#\{\lambda_i \leq \lambda\} + \#\{\lambda_i > \lambda\}}{p}, \quad \Rightarrow \quad \frac{\#\{\lambda_i \leq \lambda\}}{p} \leq \frac{1 - \frac{\|\boldsymbol{\lambda}\|_2^2}{p}}{1 - \lambda^2}. \quad (79)$$

This completes the first part of the result. To show the second part of the lemma, we need to solve the following optimization problem:

$$\min_{\boldsymbol{\lambda}} \sum_{i=1}^p \lambda_i, \quad \text{subject to} \quad 0 \leq \lambda_p \leq \dots \leq \lambda_1 = 1, \quad \|\boldsymbol{\lambda}\|_2^2 = \kappa p,$$

where we introduce a fixed value of κ to make the optimization notationally valid.

We argue that the optimal sequence of $\boldsymbol{\lambda}$ must satisfy $\lambda_i \in \{0, 1\}$ for all but at most one $i \in \{1, \dots, p\}$. In other words, $\boldsymbol{\lambda} = (1, \dots, 1, c, 0, \dots, 0)$ with some $c \in [0, 1]$. To show this, we note that for any (λ_i, λ_j) with $i > j$, if $\lambda_i > \lambda_j$, then given a fixed squared sum of the two $S = \lambda_i^2 + \lambda_j^2$, $\lambda_i + \sqrt{S - \lambda_i^2}$ is a decreasing function in λ_i hence the larger λ_i (equivalently the smaller λ_j) is, the larger $\lambda_i + \lambda_j$ we would obtain. As a result, the optimal choice for (λ_i, λ_j) is either $(\sqrt{S}, 0)$ when $S \leq 1$ or $(1, \sqrt{S - 1})$ when $S > 1$. We call this procedure “extremize”.

Now we optimize the entire sequence $\boldsymbol{\lambda}$. For any given initial sequence $1 \geq \lambda_1 \geq \dots \geq \lambda_p \geq 0$, we set $i_L = \min\{i : \lambda_i < 1\}$, $i_R = \max\{i : \lambda_i > 0\}$. Then we extremize $(\lambda_{i_L}, \lambda_{i_R})$ such that $\lambda_{i_L} = 1$ or $\lambda_{i_R} = 0$. Next we update the value of (i_L, i_R) and continue this extremization procedure. The mechanism of “extremize” guarantees that $i_R - i_L$ decreases by at least 1 after each round of operations hence this procedure stops in at most p steps. The resulting sequence of $\boldsymbol{\lambda}$ will have the largest $\|\boldsymbol{\lambda}\|_1$ with $\|\boldsymbol{\lambda}\|_2^2 = \kappa p$ and takes the aforementioned optimal form.

For the optimal sequence $\boldsymbol{\lambda} = (1, \dots, 1, c, 0, \dots, 0)$, we have $\#\{\lambda_i = 1\} = \lfloor \|\boldsymbol{\lambda}\|_2^2 \rfloor$ and $c = \sqrt{\|\boldsymbol{\lambda}\|_2^2 - \lfloor \|\boldsymbol{\lambda}\|_2^2 \rfloor}$. This implies that

$$\|\boldsymbol{\lambda}\|_1 = \lfloor \|\boldsymbol{\lambda}\|_2^2 \rfloor + c \geq \lfloor \|\boldsymbol{\lambda}\|_2^2 \rfloor + c^2 = \|\boldsymbol{\lambda}\|_2^2.$$

This proof is hence completed. \square

Lemma 26. *We have that*

$$\frac{\#\{|x_i| \geq \frac{\|\mathbf{x}\|_2}{\sqrt{2p}}\}}{p} \geq \frac{\|\mathbf{x}\|_2^2}{2\|\mathbf{x}\|_\infty^2 p}.$$

Proof. Let $C < \frac{\|\mathbf{x}\|_2}{\sqrt{p}}$ be a positive number. With a similar argument as those made in the proof of Lemma 25, we can prove that $\frac{\#\{|x_i| \geq C\}}{p} \geq \frac{\frac{\|\mathbf{x}\|_2^2}{p} - C^2}{\|\mathbf{x}\|_\infty^2 - C^2}$. The result then follows. \square

Lemma 27. *Recall the definition of Moreau envelope: $e_f(\mathbf{x}; \tau) = \inf_{\mathbf{u}} \frac{1}{2\tau} \|\mathbf{x} - \mathbf{u}\|_2^2 + f(\mathbf{u})$, we have the following identity hold:*

$$e_f(\mathbf{x}; \tau) + e_{f^*}(\mathbf{x}/\tau; 1/\tau) = \frac{\|\mathbf{x}\|_2^2}{2\tau}.$$

Proof. We verify the equation by definition:

$$\begin{aligned}
e_{f^*}(\mathbf{x}/\tau; 1/\tau) &= \inf_{\mathbf{u}} \frac{\tau}{2} \|\mathbf{x}/\tau - \mathbf{u}\|_2^2 + f^*(\mathbf{u}) \\
&= \inf_{\mathbf{u}} \frac{\tau}{2} \|\mathbf{x}/\tau - \mathbf{u}\|_2^2 + \sup_{\mathbf{v}} \{\langle \mathbf{v}, \mathbf{u} \rangle - f(\mathbf{v})\} \\
&\stackrel{(a)}{=} \sup_{\mathbf{v}} -f(\mathbf{v}) + \inf_{\mathbf{u}} \frac{\tau}{2} \|\mathbf{x}/\tau - \mathbf{u}\|_2^2 + \langle \mathbf{v}, \mathbf{u} \rangle \\
&= \sup_{\mathbf{v}} -f(\mathbf{v}) + \frac{\|\mathbf{x}\|_2^2}{2\tau} - \frac{\|\mathbf{v} - \mathbf{x}\|_2^2}{2\tau} + \inf_{\mathbf{u}} \frac{\|\mathbf{v} - \mathbf{x}\|_2^2}{2\tau} + \langle \mathbf{v} - \mathbf{x}, \mathbf{u} \rangle + \frac{\tau}{2} \|\mathbf{u}\|_2^2 \\
&= \frac{\|\mathbf{x}\|_2^2}{2\tau} - e_f(\mathbf{x}, \tau),
\end{aligned}$$

where step (a) is due to the fact that the target function is convex-concave in (\mathbf{u}, \mathbf{v}) , and the saddle point could be attained in a compact set (we may limit our scope on the set where $\|\mathbf{u}\|_2 \leq \|\mathbf{x}\|_2/\tau$ and $\|\mathbf{v}\|_2 \leq \|\mathbf{x}\|_2$). The proof is then completed due to common Minimax theorem. \square

Lemma 28. *Let $Z \sim \mathcal{N}(0, 1)$. We have the following inequalities about Z hold:*

- (i) $\frac{1}{2} \mathbb{E}(|Z| - x)_+^2 = (1 + x^2)\Phi(-x) - x\phi(x) \geq \frac{\phi(x)}{2(1+x^3)} \vee \frac{\phi(\sqrt{2}x)}{2}$.
- (ii) $\frac{\phi(x)}{1+x} \leq \Phi(-x) \leq \frac{2\phi(x)}{1+x}$.
- (iii) $\phi(x) - x\Phi(-x) \geq \frac{1}{2}\phi(\sqrt{2}x)$, $\frac{\phi(x)}{x} \geq \phi(\sqrt{2}x)$.

We note that (ii) serves as an upper bound for $\frac{1}{2} \mathbb{E}(|Z| - x)_+^2$ since $(1 + x^2)\Phi(-x) - x\phi(x) \leq \Phi(-x)$.

References

- BAYATI, M. and MONTANARI, A. (2011a). The dynamics of message passing on dense graphs, with applications to compressed sensing. *IEEE Transactions on Information Theory*, **57** 764–785.
- BAYATI, M. and MONTANARI, A. (2011b). The lasso risk for gaussian matrices. *IEEE Transactions on Information Theory*, **58** 1997–2017.
- BELLEÇ, P. C., LECUÉ, G., TSYBAKOV, A. B. ET AL. (2018). Slope meets lasso: improved oracle bounds and optimality. *The Annals of Statistics*, **46** 3603–3642.
- BERTSEKAS, D. P. (2009). *Convex optimization theory*. Athena Scientific Belmont.
- BICKEL, P. J., RITOV, Y., TSYBAKOV, A. B. ET AL. (2009). Simultaneous analysis of lasso and dantzig selector. *The Annals of Statistics*, **37** 1705–1732.
- BOGDAN, M., VAN DEN BERG, E., SABATTI, C., SU, W. and CANDÈS, E. J. (2015). Slope - adaptive variable selection via convex optimization. *The annals of applied statistics*, **9** 1103.
- BU, Z., KLUSOWSKI, J., RUSH, C. and SU, W. (2019). Algorithmic analysis and statistical estimation of slope via approximate message passing. *arXiv preprint arXiv:1907.07502*.
- CANDES, E. and TAO, T. (2004). Near optimal signal recovery from random projections: Universal encoding strategies? *arXiv preprint math/0410542*.

- CELENTANO, M. (2019). Approximate separability of symmetrically penalized least squares in high dimensions: characterization and consequences. *arXiv preprint arXiv:1906.10319*.
- DHIFALLAH, O., THRAMPOULIDIS, C. and LU, Y. M. (2017). Phase retrieval via linear programming: Fundamental limits and algorithmic improvements. In *2017 55th Annual Allerton Conference on Communication, Control, and Computing (Allerton)*. IEEE, 1071–1077.
- DONOHO, D. L. (2006a). For most large underdetermined systems of linear equations the minimal ℓ_1 -norm solution is also the sparsest solution. *Communications on Pure and Applied Mathematics: A Journal Issued by the Courant Institute of Mathematical Sciences*, **59** 797–829.
- DONOHO, D. L. (2006b). High-dimensional centrally symmetric polytopes with neighborliness proportional to dimension. *Discrete & Computational Geometry*, **35** 617–652.
- DONOHO, D. L., MALEKI, A. and MONTANARI, A. (2009). Message-passing algorithms for compressed sensing. *Proceedings of the National Academy of Sciences*, **106** 18914–18919.
- DONOHO, D. L., MALEKI, A. and MONTANARI, A. (2011). The noise-sensitivity phase transition in compressed sensing. *IEEE Transactions on Information Theory*, **57** 6920–6941.
- DONOHO, D. L. and TANNER, J. (2005a). Neighborliness of randomly projected simplices in high dimensions. *Proceedings of the National Academy of Sciences*, **102** 9452–9457.
- DONOHO, D. L. and TANNER, J. (2005b). Sparse nonnegative solution of underdetermined linear equations by linear programming. *Proceedings of the National Academy of Sciences*, **102** 9446–9451.
- HU, H. and LU, Y. M. (2019). Asymptotics and optimal designs of slope for sparse linear regression. *arXiv preprint arXiv:1903.11582*.
- LECUÉ, G., MENDELSON, S. ET AL. (2018). Regularization and the small-ball method i: sparse recovery. *The Annals of Statistics*, **46** 611–641.
- LEI, L., BICKEL, P. J. and EL KAROUI, N. (2018). Asymptotics for high dimensional regression m-estimates: fixed design results. *Probability Theory and Related Fields*, **172** 983–1079.
- MOUSAVI, A., MALEKI, A., BARANIUK, R. G. ET AL. (2018). Consistent parameter estimation for lasso and approximate message passing. *The Annals of Statistics*, **46** 119–148.
- NEGAHBAN, S. N., RAVIKUMAR, P., WAINWRIGHT, M. J., YU, B. ET AL. (2012). A unified framework for high-dimensional analysis of m -estimators with decomposable regularizers. *Statistical Science*, **27** 538–557.
- RASKUTTI, G., WAINWRIGHT, M. J. and YU, B. (2011). Minimax rates of estimation for high-dimensional linear regression over ℓ_q -balls. *IEEE transactions on information theory*, **57** 6976–6994.
- STOJNIC, M. (2009). Various thresholds for ℓ_1 -optimization in compressed sensing. *arXiv preprint arXiv:0907.3666*.
- STOJNIC, M. (2013). Upper-bounding ℓ_1 -optimization weak thresholds. *arXiv preprint arXiv:1303.7289*.
- SU, W., CANDES, E. ET AL. (2016). Slope is adaptive to unknown sparsity and asymptotically minimax. *The Annals of Statistics*, **44** 1038–1068.

- SUR, P., CHEN, Y. and CANDÈS, E. J. (2017). The likelihood ratio test in high-dimensional logistic regression is asymptotically a rescaled chi-square. *Probability Theory and Related Fields* 1–72.
- THRAMOULIDIS, C., ABBASI, E. and HASSIBI, B. (2018). Precise error analysis of regularized m -estimators in high dimensions. *IEEE Transactions on Information Theory*, **64** 5592–5628.
- THRAMOULIDIS, C., OYMAK, S. and HASSIBI, B. (2015). Regularized linear regression: A precise analysis of the estimation error. In *Conference on Learning Theory*. 1683–1709.
- VERSHYNIN, R. (2018). High-dimensional probability an introduction with applications in data science.
- VERZELEN, N. ET AL. (2012). Minimax risks for sparse regressions: Ultra-high dimensional phenomena. *Electronic Journal of Statistics*, **6** 38–90.
- WANG, S., WENG, H. and MALEKI, A. (2017). Which bridge estimator is optimal for variable selection? *arXiv preprint arXiv:1705.08617*.
- WANG, S., ZHOU, W., LU, H., MALEKI, A. and MIRROKNI, V. (2018a). Approximate leave-one-out for fast parameter tuning in high dimensions. *arXiv preprint arXiv:1807.02694*.
- WANG, S., ZHOU, W., MALEKI, A., LU, H. and MIRROKNI, V. (2018b). Approximate leave-one-out for high-dimensional non-differentiable learning problems. *arXiv preprint arXiv:1810.02716*.
- WENG, H. and MALEKI, A. (2019). Low noise sensitivity analysis of ℓ_q -minimization in oversampled systems. *Information and Inference: A Journal of the IMA*.
- WENG, H., MALEKI, A., ZHENG, L. ET AL. (2018). Overcoming the limitations of phase transition by higher order analysis of regularization techniques. *The Annals of Statistics*, **46** 3099–3129.
- WONG, R. (2001). *Asymptotic approximations of integrals*, vol. 34. SIAM.
- WU, Y. and VERDÚ, S. (2010). Rényi information dimension: Fundamental limits of almost lossless analog compression. *IEEE Transactions on Information Theory*, **56** 3721–3748.
- YE, F. and ZHANG, C.-H. (2010). Rate minimaxity of the lasso and dantzig selector for the ℓ_q loss in ℓ_r balls. *Journal of Machine Learning Research*, **11** 3519–3540.
- ZHENG, L., MALEKI, A., WENG, H., WANG, X. and LONG, T. (2017). Does ℓ_p -minimization outperform ℓ_1 -minimization? *IEEE Transactions on Information Theory*, **63** 6896–6935.