

How to design a derivatives market?*

Bastien BALDACCI[†]

Paul JUSSELIN[‡]

Mathieu ROSENBAUM[§]

September 23, 2019

Abstract

We consider the problem of designing a derivatives exchange aiming at addressing clients needs in terms of listed options and providing suitable liquidity. We proceed into two steps. First we use a quantization method to select the options that should be displayed by the exchange. Then, using a principal-agent approach, we design a make take fees contract between the exchange and the market maker. The role of this contract is to provide incentives to the market maker so that he offers small spreads for the whole range of listed options, hence attracting transactions and meeting the commercial requirements of the exchange.

Key words: Make take fees, market making, derivatives, market design, quantization, Lloyd's algorithm, financial regulation, high frequency trading, principal-agent problem, stochastic control

1 Introduction

Nowadays a typical role of an exchange is to give the possibility to investors to buy or sell financial products on electronic platforms, in sufficiently large quantity and at a reasonable price. Therefore exchanges have to set up their markets in a relevant way in order to achieve this goal. The issues related to market design cover a wide range of topics, from the microstructure of electronic trading platforms to the basic question of selecting the products that will be traded on the exchange.

Recently many papers have focused on the microstructural aspects of market design. For example the way of choosing an optimal tick size is addressed in [3], where the authors study the relations between tick size, volatility and bid-ask bounce frequency. In [2; 6], the relevance of continuous trading and its comparison with a frequent batch auction system is discussed, while market fragmentation is analyzed in [8]. Macroscopic features have also been investigated, see for example [7], where different market structures are classified with respect to several criteria such as matching mechanism, information feedback and bid structure.

*This work benefits from the financial support of the Chaires Analytics and Models for Regulation, Financial Risk and Finance and Sustainable Development. The authors gratefully acknowledge the financial support of the ERC Grant 679836 Staquamof. The authors would like to thank Angelique Bégrand, Luxi Chen and Laurent Fournier from Euronext, and Gilles Pagès.

[†]École Polytechnique, CMAP, 91128, Palaiseau Cedex, France, bastien.baldacci@polytechnique.edu

[‡]École Polytechnique, CMAP, 91128, Palaiseau Cedex, France, paul.jusselin@polytechnique.edu

[§]École Polytechnique, CMAP, 91128, Palaiseau Cedex, France, mathieu.rosenbaum@polytechnique.edu

Most of the research on market design focuses on stock markets. However, even if exchanges concentrate a large part of their activities on simple products such as stocks or futures, many also offer to their clients the possibility to trade more complex financial instruments such as derivatives. Actually there is very few academic literature on derivatives market design, mostly addressing the relationship between stock and option markets. For example in [10] the authors investigate the factors influencing the selection of stocks for option listing. However, they neither question the optimality of those factors, nor search for more relevant ones. The papers dealing with market design can in fact be separated into two groups: the ones that review and try to understand market practice and those proposing a theoretical framework in order to help exchanges improve their market design. Surprisingly, to our knowledge, there is no paper of the last kind dealing with derivatives market. In this article we propose a first contribution in that direction.

We take the realistic point of view of an exchange who wants to organize, or reorganize, its derivatives market. We consider that the market is made of vanilla European options only, that we view as independent of the underlying. By this, we mean that we deal with options that are used as hedging instruments and whose prices are essentially fixed by supply and demand. Finally we suppose that the exchange has access to data allowing for the estimation of the distribution of options market demand. For example, if the exchange already has a derivatives market it can use its own data, otherwise that of other exchanges. We focus on two issues: selecting the options that are going to be traded and attracting liquidity on those options.

The first issue faced by the exchange is the choice of the derivatives offered to the clients. Obviously it is impossible for the exchange to propose all maturities and strikes on its platform. This would be very hard to manage from a technical point of view and it would be impossible to guarantee liquidity on each option. As the maturities are quite standardized, the main challenge relies in strikes selection satisfying clients needs. Therefore, we consider that the exchange's problem is to select n call options (or equivalently n strikes), with fixed maturity, with the aim of maximizing the clients satisfaction. We define a measurement of this satisfaction and write the exchange objective under the form of a quantization problems. We refer to [5; 11] for an introduction to quantization. Such approach allows the exchange to select automatically a set of options based only on the data at its disposal.

The next goal of the exchange is to attract liquidity on its platform in order to increase the amount of executed orders. To do so, one way is to use a make take fees system: the exchange typically associates a fee rebate to executed limit orders, while charging a transaction fee for market orders. This enables it to subsidise liquidity provision and tax liquidity consumption. In [4] the authors design the optimal make take fees policy for a market with one market maker and a single undeying asset. This work has been extended in [1] to the case of multiple market makers. The general principle of the approach in [1; 4] is to consider that the exchange offers a contract to the market maker whose pay-off depends on the market order flow he generates. The problem of the exchange then boils down into designing the optimal contract in order to optimize the number of transactions.

However, in our setting the problem faced by the exchange is more complex to several extents. The main difference with the framework of [1; 4] is that the exchange has to manage several assets simultaneously, namely the different options quoted on the platform. In order to focus on this issue we assume that there is only one market maker setting bid and ask quotes for all available options. Another chal-

lenge for a derivatives exchange is the possible absence of quotations for far from the money options (or quotations with a too wide spread). Such issue arises essentially for commercial reasons. Indeed, an exchange does not wish to display to its clients a product with scarce liquidity. It wants to make sure that there is sufficient available volume on the market for the whole range of listed options. Therefore, the design of an optimal make take fees policy for options market must aim at providing incentives to the market maker to lower the spreads, notably for far from the money options.

To do so, we are inspired by [1; 4], using a principal-agent framework. The exchange (the principal) has to design a contract towards the market maker (the agent) that maximizes a certain utility that depends on the behavior of the market maker. The main point is that the market maker’s behavior, here the quoted spread on every available option, cannot be dictated by the exchange and depends on the contract. For example if the contract offers high incentives for every executed ask market order, then it is likely that the ask price quoted by the market maker will be close to the mid price. Formally, for a given contract, the market maker determines its behavior by solving a stochastic control problem. Then in order to find the optimal contract, the exchange maximizes its expected utility over the set of admissible contracts, knowing the market maker’s response to each contract.

The paper is organized as follows. In Section 2 we explain how an exchange can select the options that will be traded on its platform using only market data. Then in Section 3 we design the optimal contract that the exchange should offer to the market maker in order to maximize liquidity. Proofs and technical results are relegated to the Appendix.

2 Market driven selection of the listed options

In this section we build a method for the exchange to select the strikes that are going to be traded on its platform. This approach uses only data from trades volume reports and is based on a quantization algorithm. We illustrate this method by numerical experiments using data provided by Euronext.

2.1 How to choose the strikes in order to match market demand?

We consider European call options with strikes expressed in percentage of the spot price (in moneyness) and that the exchange wishes to select n strikes.¹ Choosing relevant strikes, the exchange’s objective is to maximize the satisfaction of the investors. So, we focus in this section on the market taking side of the trading flow. Section 3 will be rather devoted to market makers.

We measure the regret of a market taker associated to the execution of a market order as a function of the difference between the strike he would have ideally bought (or sold) and the strike he actually bought (or sold). More precisely, for a given maturity, consider strikes $K_1 < \dots < K_n$ that represent the options listed by the exchange. When a market taker wants to buy an option with strike K he sends a market order on the option whose strike is the nearest from K . Hence he buys (or sells) the option with strike K_i where i is such that

$$K_i = \arg \min_{1 \leq j \leq n} |K - K_j|.$$

¹We do not address here the problem of choosing the number of strikes to propose. This point is left for further research.

We consider that the regret associated to this market order is $\rho(|K - K_i|)$ where ρ is an increasing function. Note that the regret of the market order can be written

$$\min_{1 \leq j \leq n} \rho(|K - K_j|).$$

We finally assume that the strike K is randomly chosen according to the distribution \mathbb{P}^{mkt} . This probability measure represents the law of market demand. Thus the higher the demand for a given strike the higher the probability that K is close to this strike. The exchange can easily estimate the distribution \mathbb{P}^{mkt} using data from its own options market or from other exchanges. The average regret of a market order is therefore written

$$\mathbb{E}^{mkt}[\min_{1 \leq j \leq n} \rho(|K - K_j|)], \quad (2.1)$$

where \mathbb{E}^{mkt} denotes the expectation when $K \sim \mathbb{P}^{mkt}$. The problem of the exchange is then to find the n -uplet $(K_i)_{1 \leq i \leq n}$ that minimizes (2.1). Formally this corresponds to the following minimization problem:

$$\arg \min_{K_1 \leq \dots \leq K_n} \mathbb{E}^{mkt}[\min_{1 \leq j \leq n} \rho(|K - K_j|)]. \quad (2.2)$$

This type of optimization is classical in the field of signal or image processing and is called *quantization* problem. The main idea of quantization is to summarize the information contained in a complex probability measure into a uniform probability with finite support. As an example, it allows to compress a signal (or an image) by selecting among its spectrum a given number of frequencies that summarizes the signal with the smallest possible loss of information. For an introduction to quantization problem see [5; 11].

In this article we consider the quantization problem (2.2) when ρ is a power-law function of the form $\rho(x) = |x|^p$ with $p \geq 2$. The power-law function has the advantage to be symmetric and convex. Therefore greater errors are increasingly penalized. As a consequence we expect the solution of (2.2) to capture the features of the tails of \mathbb{P}^{mkt} . Moreover the greater p , the more large errors are penalized. Hence for a large p , the $(K_i)_{1 \leq i \leq n}$ solution of (2.2) are likely to be more spread towards large strikes and contain more extreme values of the distribution \mathbb{P}^{mkt} .

2.2 Solving the quantization problem

In this section we give some sufficient conditions that ensure that (2.2) has a unique solution. We also explain how (2.2) can be solved.

To get existence of a solution to the problem (2.2) we need to make the following assumption.

Assumption 2.1. *The probability \mathbb{P}^{mkt} is absolutely continuous with respect to the Lebesgue measure with density that is log-concave and compactly supported in $[0, \bar{K}]$, $\bar{K} > 0$.*

The assumption on the support of the probability is very reasonable since strikes between 0 and 200% of the spot price basically cover all the possible strikes of traded options. The log-concavity assumption is not really restrictive since it allows us to consider a wide class of probability distributions such as exponential type and Gaussian laws. It is shown in [5, Theorem I-5.1] that under Assumption 2.1,

Problem (2.2) admits a unique non degenerate solution. The term non degenerate simply means that the optimal set of strikes satisfies $K_1 < \dots < K_n$.

We now present a way to approximate numerically the solution of (2.2). The idea behind the algorithm is that the solution $(K_i)_{1 \leq i \leq n}$ can be seen as the fixed point of a function. This provides us a numerical method to approximate the $(K_i)_{1 \leq i \leq n}$ that consists in iterating this function. This is known as the Lloyd's algorithm, which is a very intuitive approach that searches step by step the solution of (2.2). A very convenient aspect of this algorithm is that it is automatic and easy to implement.

The Lloyd's algorithm starts with an initial set of strikes $(K_i)_{1 \leq i \leq n}$ and is made of three steps:

1. For any i , identify A_i the set of "wished" strikes that corresponds to market orders sent to the strike K_i . Equivalently A_i contains all the strikes K which are closer to K_i than from any other K_j

$$A_i = \{K, \text{ s.t } i = \arg \min_{1 \leq j \leq n} |K - K_j|\}.$$

2. Set K'_i as the unique strike in A_i that minimizes the average regret of market orders sent with ideal strike in A_i . More precisely K'_i is given by

$$K'_i = \arg \min_{k \in A_i} \mathbb{E}^{mkt}[|K - k|^p \mathbf{1}_{K \in A_i}].$$

3. Go back to Step 1 with $(K_i)_{1 \leq i \leq n} = (K'_i)_{1 \leq i \leq n}$ (or stop if a certain stopping criterion is reached and consider $(K'_i)_{1 \leq i \leq n}$ as the approximate solution of (2.2)).

The Lloyd's algorithm has a very clear interpretation in terms of selecting the optimal set of strikes: first it identifies the area "controlled" by the i -th strike and then improves the choice of the strikes. It is then intuitive that the solution of (2.2) is a fixed point of the Lloyd's algorithm. The sets $(A_i)_{1 \leq i \leq n}$ form a covering of \mathbb{R}_+ that is often called the Voronoï tessellation associated to the $(K_i)_{1 \leq i \leq n}$. It is easy to show that, for Step 1

$$A_1 = [0, K_1], \quad A_n = [K_n, \bar{K}] \text{ and for } i \in \{2, \dots, n-1\}: \quad A_i = \left[\frac{K_i + K_{i-1}}{2}, \frac{K_{i+1} + K_i}{2} \right].$$

A usual stopping criterion for Step 3 is when $(K'_i)_{1 \leq i \leq n}$ is too close from $(K_i)_{1 \leq i \leq n}$. More precisely the algorithm stops if

$$\sum_{i=1}^n |K'_i - K_i| < \varepsilon,$$

for a certain $\varepsilon > 0$. Note that, starting from a discrete valued \mathbb{P}^{mkt} (as will be the case here), when $p = 2$, Step 2 of the Lloyd's algorithm boils down to compute the average realization of \mathbb{P}^{mkt} conditional on being in A_i . This can be obtained instantaneously. However when $p > 2$, Step 2 is not straightforward to compute in general. Yet the objective function being convex and taking the derivative with respect to k , a necessary and sufficient condition for k to be solution of Step 2 is

$$\mathbb{E}[|K - k|^{p-2}(K - k)\mathbf{1}_{K \in A_i}] = 0$$

or equivalently

$$k = \frac{\mathbb{E}^{mkt}[K|K - k|^{p-2}\mathbf{1}_{K \in A_i}]}{\mathbb{E}^{mkt}[|K - k|^{p-2}\mathbf{1}_{K \in A_i}]}.$$

This characterizes the solution of Step 2 as a fixed point. Thus one usually replaces Step 2 by its iterative version:

$$K'_i = \frac{\mathbb{E}^{mkt}[K|K - K_i|^{p-2}\mathbf{1}_{K \in A_i}]}{\mathbb{E}^{mkt}[|K - K_i|^{p-2}\mathbf{1}_{K \in A_i}]}.$$

From now on, we call Lloyd's algorithm the initial algorithm where we replace Step 2 by its approximate version. We prove in Appendix 2.1 that $(K_i)_{1 \leq i \leq n}$ is solution of (2.2) if and only if it is a fixed point of the Lloyd's algorithm. The great strength of this method is that it is easy to implement, transparent, and completely automatic. Note also that if \mathbb{P}^{mkt} has a discrete support, say 10 strikes, then the Lloyd's algorithm will not necessarily select those strikes as solution of (2.2).

We now turn to numerical experiments illustrating the efficiency of our method.

2.3 Application

In this section we apply our methodology to market data. First we describe the data and then present our numerical results.

2.3.1 Description of the data

We use data from Euronext, one of the main stock and option exchanges in Europe. The dataset contains for every trading day from the 3-rd of December 2018 to the 24-th of May 2019 and for every available options the total number of trades (buy and sell) during the day. Our dataset is only made of transactions that occurred on the Euronext platform. In particular we neither use OTC data nor data from another exchange. We choose for our example the most standard call options in terms of underlying on Euronext, namely options on the CAC 40 index. We report in Table 1 the number of call options traded each month for different ranges of maturity and in Table 2 the number of call options traded each month for each strike.

In Figure 1, we display the empirical distribution of traded option strikes (for all maturities) and the quantile plot of the maturity distribution in log-scale. The distribution of the strikes is unimodal, concentrated near the money and skewed towards in the money strikes. In Figure 2, we provide the empirical distribution of traded options strikes for different ranges of maturity. We see that the distribution of the strikes depends on the maturity. In particular, the variance of the distribution is increasing with the maturity. The skewness towards in the money strikes is present for any maturity.

2.3.2 Numerical results

We now present our numerical results. Since the distribution of the strikes depends on the maturity and because short maturities are over-represented in our data, we split our dataset into four subsets depending on the maturity:

- maturity less than 1 month,

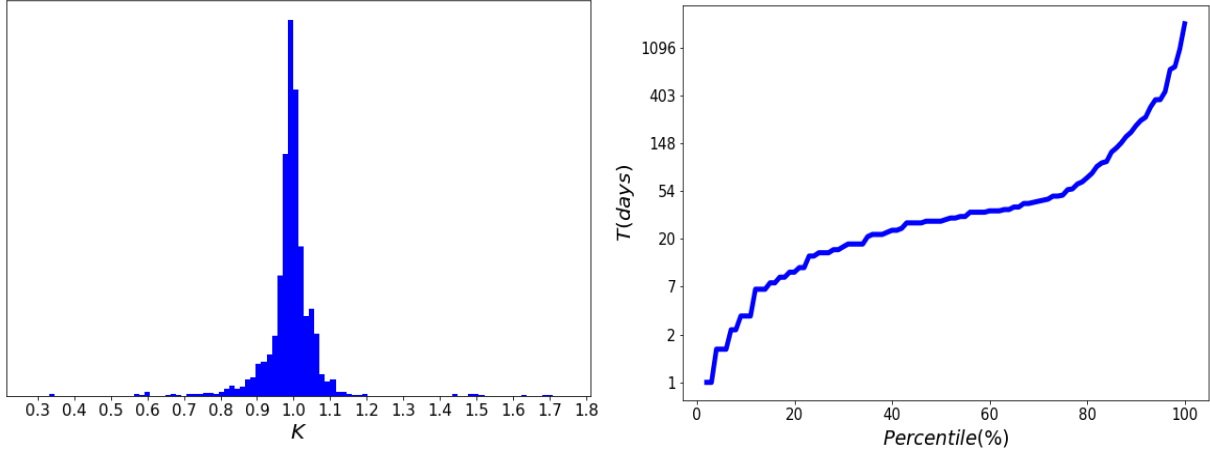


Figure 1: Empirical distribution of traded option strikes (left). Quantile plot in log-scale of traded option maturities for the whole sample set (right).

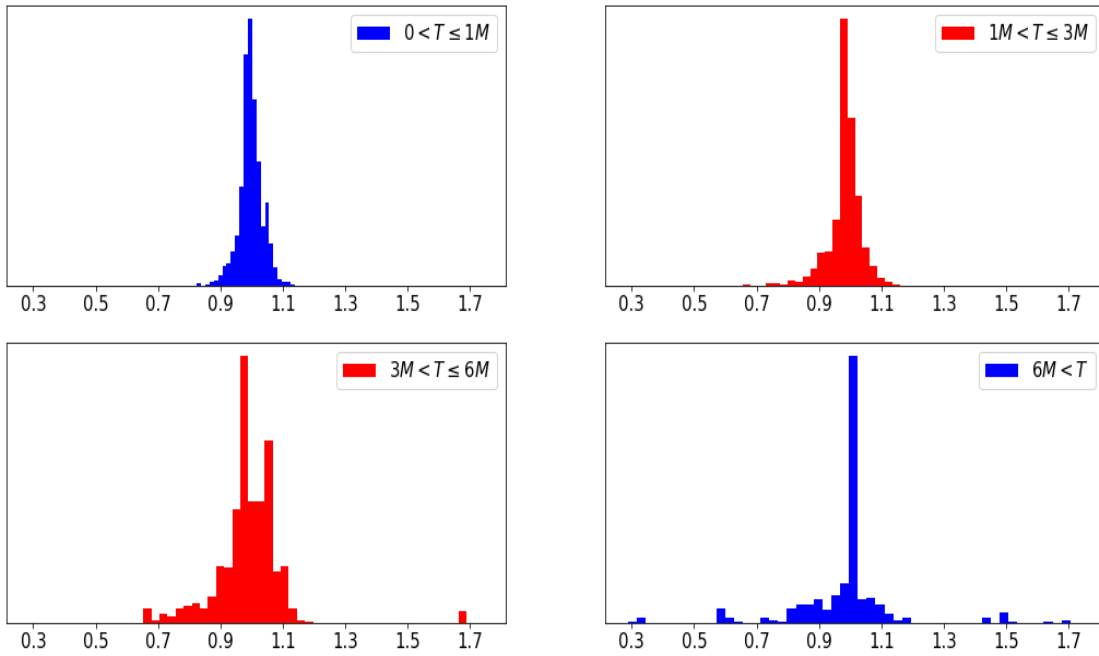


Figure 2: Empirical distribution of the strikes for different maturities.

Maturity	December	January	February	March	April	May
$T \leq 1M$	135951	99202	96323	191357	161937	108491
$1M < T \leq 3M$	79016	61651	30371	117400	58914	121267
$3M < T \leq 6M$	10990	13279	15979	33901	11227	11779
$6M < T$	71977	30278	14197	17158	25354	21330

Table 1: Number of options traded by maturity and month.

Strike (%)	December	January	February	March	April	May
20	0	0	0	0	55	10
30	1	1692	2	381	0	0
40	0	77	0	80	3	41
50	58	417	0	328	2031	1948
60	1933	152	31	323	691	2092
70	1402	1928	653	3837	2412	2956
80	12814	12952	3400	10118	14689	12147
90	113210	114463	10465	247877	184835	147362
100	159075	68747	130002	94714	50621	90528
110	5811	3586	12253	1766	83	2205
120	869	94	64	11	0	16
130	1	11	0	0	0	0
140	0	0	0	0	2012	1960
150	0	0	0	381	0	1602
160	1720	271	0	0	0	0
170	1040	20	0	0	0	0

Table 2: Number of options traded by strike and month.

- maturity between 1 and 3 months,
- maturity between 3 and 6 months,
- maturity larger than 6 months.

For any of those subsets we approximate the solution of the quantization problem (2.2) using the Lloyd’s algorithm for $n = 10$ and with stopping parameter $\varepsilon = 10^{-8}$. As initial value, we use n points $(K_i)_{1 \leq i \leq n}$ generated with uniform law between the 10-th and 90-th percentile of the dataset. In Figures 3 and 4 we plot a visualization of the quantization of the different sets obtained for $p = 2$ and $p = 8$.

The strikes selected by the Lloyd’s algorithm manage to reproduce some of the statistical properties of the demand distribution \mathbb{P}^{mkt} . In particular, for any range of maturity, the distribution of the $(K_i)_{1 \leq i \leq n}$ is skewed towards in the money strikes. Also the variance of the selected strikes is increasing with the maturity as for market data.

We observe that for $p = 8$ the strikes selected by the quantization method are more spread towards large strikes than for $p = 2$. This is not surprising since the penalization of large errors is increasing with p for the regret function $|\cdot|^p$. Therefore, as expected, the larger p , the more the solution of the quantization problem (2.2) contains extreme values of the distribution \mathbb{P}^{mkt} . We also note that the selected strikes for $p = 8$ exhibit some kind of redundancy: some of them are very close to each other. In practice, one would of course discard one of two strikes being very close (it may then be interesting to take a smaller n). For practical applications, the easiest approach is probably to use $p = 2$. With this choice, the Lloyd’s algorithm is very fast and easy to implement. It also corresponds to the most documented case.

Finally we insist on the fact that when an exchange uses our methodology for strikes selection, it is interesting, if possible, to include transactions from other exchanges and from the OTC market in

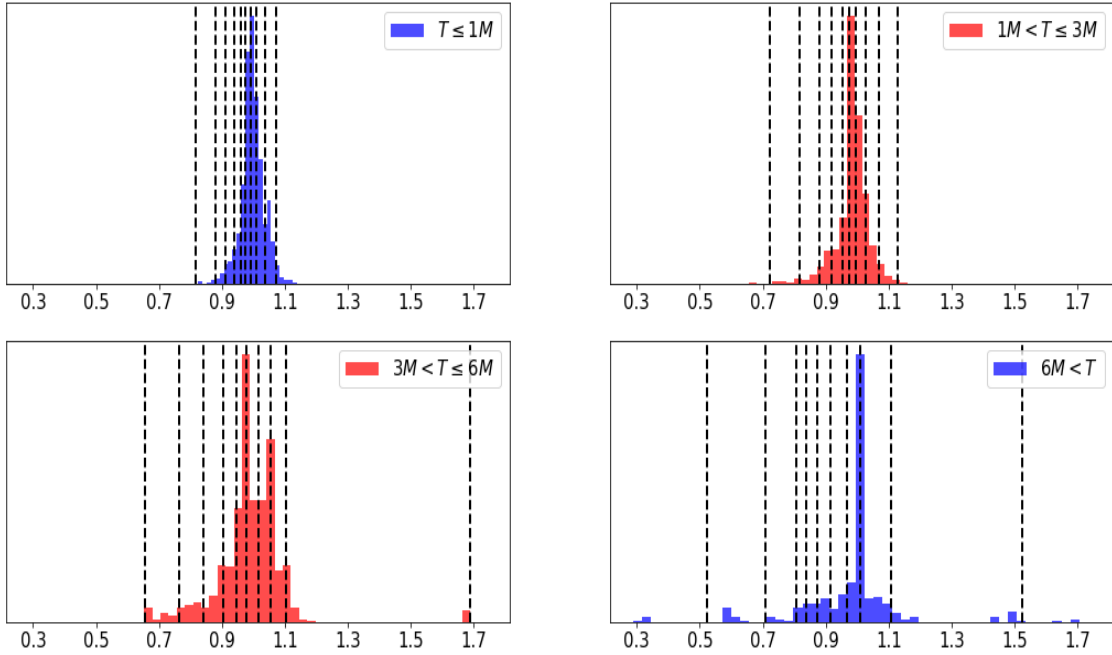


Figure 3: Quantization of the option strikes using $p = 2$ and $\varepsilon = 10^{-8}$. Empirical distribution of traded strikes is plotted in blue or red. The dotted lines correspond to the optimal quantization of \mathbb{P}^{mkt} .

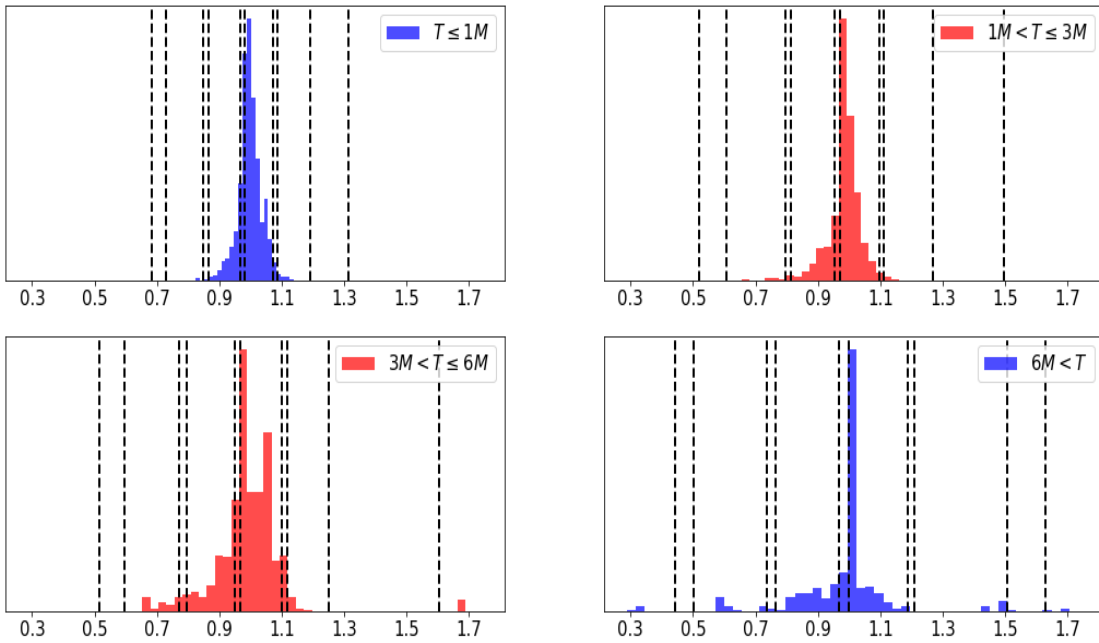


Figure 4: Quantization of the option strikes using $p = 8$ and $\varepsilon = 10^{-8}$. Empirical distribution of traded strikes is plotted in blue or red. The dotted lines correspond to the optimal quantization of \mathbb{P}^{mkt} .

the dataset. This is because using only its own trade data may induce a bias in the strikes selection. For example if for some reasons clients of an exchange go on other venues to buy (or sell) out of the money options, then, in the exchange dataset, there will be very few transactions reported on out of the money options. This will lead to inaccuracies since the demand for out of the money options will be underestimated.

We now turn to the problem of providing incentives to the market maker to quote attractive spreads in order to attract liquidity towards the selected options.

3 Incentive policy of the exchange

In this section, we assume that the exchange has already selected a list of options. The goal is to design a contract between the exchange and the market maker so that the latter receives incentives to provide suitable liquidity on all the options. We first describe the market and assumptions. In particular, due to the short time horizon we are working on, we can assume a Bachelier model for the underlying asset and constant delta for the options. Then, we introduce a class of tractable admissible contracts proposed to the market maker. These contracts are indexed on the transactions induced by the behavior of the market maker. We show that there is no loss of generality in considering such class of contracts. For a given contract, the market maker solves an optimization problem to deduce its optimal quotes for each option. Then, the exchange maximizes his expected utility over the set of admissible contracts, knowing the response of the market maker to a given contract.

The utility of the exchange is made of two parts: one component related to the actual Profit and Loss (PnL for short) due to transactions, and one aiming at ensuring that enough liquidity is constantly posted on every option. As explained in the introduction, this second component addresses commercial constraints in order to make the exchange competitive. In particular, our model is flexible and can be designed so that the exchange has more interest in reducing the spreads for far from the money options, although not very traded, than for near the money options. We derive explicitly the optimal incentives that should be offered, up to the resolution of a two-dimensional linear PDE.

We conclude this section with numerical results showing the impact of the incentive policy on the spread of the listed options.

3.1 The market

This section is devoted to the description of the market model.

We consider a finite trading horizon time $T > 0$ and a probability space $(\Omega, \mathcal{F}, \mathbb{P}^0)$ under which all stochastic processes are defined. Following Section 2, we work on a market where European call options with strike $k \in \mathcal{K} := \{K_1, \dots, K_n\}$ and maturity $\tau \in \mathcal{T} := \{T_1, \dots, T_m\}$ can be traded. We focus on call options but our results can be extended to put options in a straightforward manner. The price of the underlying, observable by all market participants, has a dynamic given by

$$dS_t = \sigma dW_t, \tag{3.1}$$

where $\sigma > 0$ is the volatility of the asset and W is a one-dimensional Brownian motion. The choice of an arithmetic Brownian motion is motivated by the fact that we use a reasonably short time horizon T (less than one day). On such scale, Bachelier and Black-Scholes type dynamics are quite indistinguishable.

Assuming zero interest rate, we write the price at time t of the call option with maturity τ and strike k as $C_t^{k,\tau}$. Its dynamic is given by

$$dC_t^{k,\tau} = \sigma \Delta_t^{k,\tau} dW_t, \quad (3.2)$$

where $\Delta_t^{k,\tau} := \mathcal{N}(d_t)$ is the Bachelier delta of the call option $C_t^{k,\tau}$ at time t , $\mathcal{N}(\cdot)$ is the cumulative distribution function of the standard Gaussian law and $d_t := \frac{S_t - k}{\sigma\sqrt{\tau}}$.

As we work over a short time horizon, the delta of the quoted options does not vary significantly. Hence, throughout the paper, we assume it to be constant.

Assumption 3.1. *We consider that*

$$\Delta_t^{k,\tau} = \Delta^{k,\tau}.$$

The delta of each option therefore becomes a model parameter. If the exchange observes a significant underlying price move, he can recalibrate the deltas, which will lead to a different pay-off of the contract for the market maker.

The market maker displays bid and ask quotes on the listed options. The market maker best bid price and best ask price at time t on the option with maturity τ and strike k are

$$P_t^{k,\tau,b} := C_t^{k,\tau} - \delta_t^{k,\tau,b}, \quad P_t^{k,\tau,a} = C_t^{k,\tau} + \delta_t^{k,\tau,a}, \quad t \in [0, T],$$

where the superscript b (resp. a) stands for bid (resp. ask). So we consider that the market maker controls the spreads $\delta^{k,\tau} := (\delta^{k,\tau,a}, \delta^{k,\tau,b})$ on each option. The set of admissible controls for the market maker is therefore defined as

$$\mathcal{A} := \left\{ (\delta_t)_{t \in [0, T]} = (\delta_t^{k,\tau,i})_{t \in [0, T]}, k \in \mathcal{K}, \tau \in \mathcal{T}, i \in \{a, b\}, \text{predictable and s.t. } |\delta_t^{k,\tau,i}| \leq \delta_\infty \right\}, \quad (3.3)$$

where $\delta_\infty > 0$ is a constant, assumed to be large enough to satisfy technical conditions (see Appendix A.8). In practice it is of course not restrictive to assume that the spreads are bounded.

We now describe the dynamics of the market order flow. For every listed option, the arrival of ask (resp. bid) market orders is modeled by a point process $N^{k,\tau,a}$ (resp. $N^{k,\tau,b}$). We expect the intensity of buy (resp. sell) market order arrivals to be a decreasing function of both the spread quoted by the market maker $\delta^{k,\tau}$ and the transaction cost $f^{k,\tau}$ collected by the exchange. This has quite natural interpretation as a wider spread or higher fee decreases the number of transactions on the considered option. Moreover, we know from the literature (see [3], [9] and [13]) that the average number of trades per unit of time for single assets is a decreasing function of the ratio between spread and volatility. Assuming same kind of behavior for the options, this leads to the following form of the intensity function:

$$\lambda^{k,\tau}(\delta_t^{k,\tau,i}) := A \exp\left(-\frac{C}{\sigma}(\delta_t^{k,\tau,i} + f^{k,\tau})\right),$$

where A and C are positive constants that can be calibrated using market data, and $f^{k,\tau}$ represents the fee fixed by the exchange for each market order. Furthermore, we assume that all market orders are of unit size.

The main difficulty in our framework is that the market maker is dealing with multiple derivatives. If the market maker strategy depends on its inventory on each option, then the problem lies in dimension n , which becomes intricate for large n . However, we will see that we can circumvent this issue since in our case we can aggregate the risk factors related to the inventories through the delta weighted cumulated inventory:

$$\mathcal{Q}_t := \sum_{(k,\tau) \in \mathcal{K} \times \mathcal{T}} \Delta^{k,\tau} Q_t^{k,\tau}, \quad (3.4)$$

where $Q_t^{k,\tau} := N_t^{k,\tau,b} - N_t^{k,\tau,a}$ is the number of options $C^{k,\tau}$ held by the market maker at time t . Each inventory is weighted by the corresponding Δ (see Section 3.2 for details). Thus, the quantity \mathcal{Q} represents the marked-to-market value of the market maker's portfolio. It therefore contains the market risk carried by the market maker. For example an out of the money option will account for a small part of the total risk, and conversely for in the money options. Finally we consider that the market maker has a critical absolute inventory $\bar{q} \in \mathbb{N}$. The intensity of the orders arrival is then

$$\lambda^{k,\tau,i} := \lambda^{k,\tau} (\delta_t^{k,\tau,i}) \mathbb{1}_{\{\phi(i) \mathcal{Q}_t > -\bar{q}\}} \text{ with } \phi(i) := \begin{cases} 1 & \text{if } i = a \\ -1 & \text{if } i = b. \end{cases}$$

Remark 3.2. *Note that there is a direct link between the spread quoted by the market maker and his inventory process. Indeed a lower spread $\delta^{k,\tau,b}$ (resp. $\delta^{k,\tau,a}$) on the bid (resp. ask) side of the listed option $C^{k,\tau}$ increases the intensity of orders arrival $\lambda^{k,\tau,b}$ (resp. $\lambda^{k,\tau,a}$). This leads to an increase (resp. decrease) of the inventory process $Q^{k,\tau}$. In other words, the market maker skews his quotes depending on the level of its aggregated inventory.*

3.2 Market maker's problem and contract representation

In this section we exhibit the class of contracts used by the exchange. We also explain and solve the market maker's problem for any admissible contract.

The PnL of the market maker is defined as the sum of the cash earned from his executed orders and of the value of his inventory on each traded option. Thus, using that $\sum_{(k,\tau) \in \mathcal{K} \times \mathcal{T}} Q_t^{k,\tau} \Delta^{k,\tau} S_t = \mathcal{Q}_t S_t$, it writes

$$PL_t^\delta := \mathcal{W}_t^\delta + \mathcal{Q}_t S_t, \quad (3.5)$$

where

$$\mathcal{W}_t^\delta := \sum_{(k,\tau) \in \mathcal{K} \times \mathcal{T}} \int_0^t P_u^{k,\tau,a} dN_u^{k,\tau,a} - \int_0^t P_u^{k,\tau,b} dN_u^{k,\tau,b}$$

stands for his cash process at time $t \in [0, T]$. This expression shows the relevance of the variable \mathcal{Q} for the market maker. It represents the volatility of the market maker's PnL with respect to the

underlying price movements. Using (3.2), a direct integration by parts leads to the following form of the PnL process:

$$PL_t^\delta := \sum_{i \in \{a,b\}} \sum_{(k,\tau) \in \mathcal{K} \times \mathcal{T}} \int_0^t \delta_u^{k,\tau,i} dN_u^{k,\tau,i} + Q_u dS_u.$$

Moreover, the exchange offers to the market maker a contract ξ , namely an \mathcal{F}_T -measurable random variable, which is added to his PnL at the end of the trading period. This contract aims at incentivizing the market maker to reduce the spread quoted for each option. More details will be given in Section 3.3. The contract depends on all the transactions occurring between time 0 and time T , as well as on the efficient price moves.

Thus taking an exponential utility function, the market maker maximizes the following functional of his wealth:

$$V_{\text{MM}}(\xi) := \sup_{\delta \in \mathcal{A}} \mathbb{E}^\delta \left[- \exp \left(- \gamma (\xi + PL_T^\delta) \right) \right], \quad (3.6)$$

where $\gamma > 0$ denotes the market maker's risk aversion parameter and \mathbb{E}^δ the probability measure associated to a given control process $\delta \in \mathcal{A}$, see Appendix A.2.2 for details. For the well-posedness of Equation (3.6), we need integrability conditions on the contract ξ , see Appendix A.3 for details.

Finally we consider that the market maker accepts a contract ξ only if its associated optimal expected utility $V_{\text{MM}}(\xi)$ is above some fixed threshold $R < 0$. This threshold, called reservation utility of the agent, is the critical utility value under which the market maker has no interest in the contract. This quantity has to be taken into account carefully by the exchange before proposing a contract to the market makers.

We now introduce the class of contracts proposed to the market maker. Given $Y_0 > 0$, and predictable processes $Z := (Z^{C^{k,\tau}}, Z^{k,\tau,i})_{k \in \mathcal{K} \tau \in \mathcal{T} i \in \{a,b\}} \in \mathcal{Z}$ (see Appendix A.3 for a definition of \mathcal{Z}), we introduce a special class of remuneration $\xi = Y_T^{Y_0, Z}$ of the form

$$Y_T^{Y_0, Z} := Y_0 + \int_0^T \left(\sum_{i=a,b} \sum_{(k,\tau) \in \mathcal{K} \times \mathcal{T}} Z_r^{k,\tau,i} dN_r^{k,\tau,i} + Z_r^{C^{k,\tau}} dC_r^{k,\tau} \right) + \left(\frac{1}{2} \gamma \sigma^2 \left(\sum_{(k,\tau) \in \mathcal{K} \times \mathcal{T}} \Delta^{k,\tau} (Z_r^{C^{k,\tau}} + Q_r^{k,\tau}) \right)^2 - H(Z_r, Q_r) \right) dr, \quad (3.7)$$

where for $(z, q) \in \mathbb{R}^{2 \times \#\mathcal{K} \times \#\mathcal{T}} \times \mathbb{R}$ with $z := (z^{k,\tau})_{(k,\tau) \in \mathcal{K} \times \mathcal{T}}$, the function H , called Hamiltonian of the market maker, is defined by²

$$H(z, q) := \sup_{\delta \in \mathbb{R}^{2 \times \#\mathcal{K} \times \#\mathcal{T}}} h(\delta, z, q)$$

with

$$h(\delta, z, q) := \sum_{i=a,b} \sum_{(k,\tau) \in \mathcal{K} \times \mathcal{T}} \gamma^{-1} \left(1 - \exp \left(- \gamma (z^{k,\tau,i} + \delta^{k,\tau,i}) \right) \right) \lambda^{k,\tau} (\delta^{k,\tau,i}) \mathbb{1}_{\{\phi(i) \mathcal{Q} > -\bar{q}\}}.$$

²This Hamiltonian term appears naturally when applying the dynamic programming principle for the market maker's problem.

Actually, it turns out that it is enough to consider contracts of the form (3.7). More precisely, we show that any admissible contract (in the sense of the integrability conditions specified in Appendix A.1), is of this form. We have the following lemma proved in Appendix A.5.

Lemma 3.3. *Any contract ξ satisfying (A.1) has a unique representation $\xi = Y_T^{Y_0, Z}$ for some $(Y_0, Z) \in \mathbb{R} \times \mathcal{Z}$.*

Furthermore, the terms defining (3.7) have natural interpretation.

- The compensation Y_0 is calibrated by the exchange to ensure the reservation utility constraint with level R of the market maker.³
- The term $Z^{C^{k, \tau}}$ is the compensation given to the market maker with respect to the volatility risk induced by the option $C^{k, \tau}$.
- Each time a trade is executed on the ask (resp. bid) side for the option $C^{k, \tau}$, the market maker is compensated by the term $Z^{k, \tau, a}$ (resp. $Z^{k, \tau, b}$).
- The term $\frac{1}{2}\gamma\sigma^2\left(\sum_{k=1}^{\mathcal{K}}\sum_{\tau=1}^{\mathcal{T}}\Delta(Z^{C^{k, \tau}} + Q^{k, \tau})\right)^2 - H(Z, Q)$ is a continuous coupon given to the market maker.

When the market maker remuneration is $Y^{Y_0, Z}$, its optimal response can be computed explicitly as a functional of Z .

Theorem 3.4. *For $\xi = Y^{Y_0, Z}$, the market maker utility is*

$$V_{\text{MM}}(Y_T^{Y_0, Z}) = -\exp(-\gamma Y_0),$$

associated to the optimal bid-ask policy $\hat{\delta}_t^{k, \tau, i}(\xi) := \Delta^i(Z_t^{k, \tau, i})$, where

$$\Delta^i(Z_t^{k, \tau, i}) := (-\delta_\infty) \vee \left(-Z_t^{k, \tau, i} + \frac{1}{\gamma} \log\left(1 + \frac{\sigma\gamma}{C}\right) \right) \wedge \delta_\infty \text{ for } (k, \tau, i) \in \mathcal{K} \times \mathcal{T} \times \{a, b\}. \quad (3.8)$$

Theorem 3.4 provides the optimal response of the market maker to any contract of the form (3.7), see Appendix A.7 for the proof. Moreover from Equation (3.8), we get that the exchange can anticipate the optimal behavior of the market maker. It is therefore easy for the platform to compute its own utility for a given contract.

3.3 Solving the exchange's problem

In this section we formalize the goal of the exchange and solve the problem of designing the optimal contract.

³From Theorem 3.4, we see that taking $Y_0 = -\log(-R)$ ensures the reservation utility of the market maker.

3.3.1 Description of the exchange's problem

We recall that the exchange has two objectives. The first one is to receive a high number of trades to collect the associated fees. The second is to have small spreads on its platform, in particular for far from the money options for which spreads are typically large. This is because the clients want to have sufficient liquidity on the whole list of options.

In order to quantify the first objective, we introduce a weighted version of the total number of trades:

$$\mathcal{N}_t = \sum_{i=a,b} \sum_{(k,\tau) \in \mathcal{K} \times \mathcal{T}} c^{k,\tau} N_t^{k,\tau,i},$$

where for any $(k, \tau) \in \mathcal{K} \times \mathcal{T}$, $c^{k,\tau} \geq 0$ represents the value attributed to a trade on the option $C^{k,\tau}$ by the exchange.⁴ Hence the more the exchange wants to attract liquidity on the option $C^{k,\tau}$, the higher $c^{k,\tau}$ has to be. If the considered option is very liquid (at the money options for example), the exchange may choose a rather small $c^{k,\tau}$.

To take into account the second objective, we consider the following quantity

$$\mathcal{L}_T^\delta := \sum_{i=a,b} \sum_{(k,\tau) \in \mathcal{K} \times \mathcal{T}} \int_0^T \omega \left(\delta_t^{k,\tau,i} - \delta_\infty^{k,\tau} \right) dN_t^{k,\tau,i}, \quad (3.9)$$

where $\omega \in [0, 1)$,⁵ and $\delta_\infty^{k,\tau}$ can be seen as a spread threshold the exchange would like to impose to the market maker. The more important the second objective for the exchange, the closer to one ω has to be chosen.

We thus consider that the exchange is looking for the contract ξ that maximizes the following quantity:

$$\mathbb{E}^{\hat{\delta}(\xi)} \left[- \exp \left(- \eta \left(\mathcal{N}_T - \mathcal{L}_T^{\delta(\xi)} - \xi \right) \right) \right], \quad (3.10)$$

where $\eta > 0$ is the risk aversion of the exchange and $\hat{\delta}(\xi)$ denotes the optimal response of the market maker given the contract ξ .

According to Lemma 3.3, we know that it is enough for the exchange to consider contracts of the form $Y_T^{Y_0, Z}$ with $(Y_0, Z) \in \mathbb{R} \times \mathcal{Z}$. So, (3.10) becomes

$$\mathbb{E}^{\hat{\delta}(Y^{Y_0, Z})} \left[- \exp \left(- \eta \left(\mathcal{N}_T - \mathcal{L}_T^{\delta(Y^{Y_0, Z})} - Y_T^{Y_0, Z} \right) \right) \right]. \quad (3.11)$$

Moreover for a contract of the form $Y^{Y_0, Z}$, from Theorem 3.4, the exchange knows the best response $\hat{\delta}(Y^{Y_0, Z})$ of the market maker. Indeed we recall that the optimal controls are given by

$$\hat{\delta}^{k,\tau,i}(Y^{Y_0, Z}) = \Delta^i(Z_t^{k,\tau,i}).$$

⁴One can for example take $c^{k,\tau} = f^{k,\tau}$. In this case, \mathcal{N}_T represents the total amount of fees collected by the exchange.

⁵The choice of $\omega \in [0, 1)$ is for technical reasons only.

It implies that

$$\mathcal{L}_T^{\delta(Y_0, Z)} = \mathcal{L}_T^Z := \sum_{i=a,b} \sum_{(k,\tau) \in \mathcal{K} \times \mathcal{T}} \int_0^T \omega(\Delta^i(Z_t^{k,\tau,i}) - \delta_\infty^{k,\tau}) dN_t^{k,\tau,i}.$$

As in [4], we notice that for a given contract Y_0, Z , the market maker's optimal response does not depend on Y_0 . The exchange objective function (3.11) being decreasing in Y_0 , the maximization with respect to Y_0 is achieved at the level $\hat{Y}_0 = -\log(-R)$.⁶ Finally, the exchange problem becomes

$$V_0^E := \sup_{Z \in \mathcal{Z}} \mathbb{E}^{\Delta(Z)} \left[-\exp\left(-\eta\left(\mathcal{N}_T^Z - \mathcal{L}_T^Z - Y_T^{\hat{Y}_0, Z}\right)\right) \right]. \quad (3.12)$$

3.3.2 Stochastic control approach for the reduced exchange problem

In this section we solve the reduced exchange problem (3.12). We characterize the optimal contract components Z^* and explain how to compute them in practice.

To solve this stochastic control problem, we study the associated Hamilton-Jacobi-Bellman (HJB for short) equation. This approach characterizes an optimal Z^* solving (3.12) under the form of a feedback function. The following result is proved in Appendix A.8.

Theorem 3.5. *The maximization problem (3.12) admits a solution Z^* given by*

$$Z^{*k,\tau,i}(t, \mathcal{Q}_{t-}) := \frac{1}{a-b} \log\left(\frac{bx_2 U(t, \mathcal{Q}_{t-})}{ax_1^{k,\tau} U(t, \mathcal{Q}_{t-} - \Delta^{k,\tau} \phi(i))}\right) \text{ and } Z^{*C^{k,\tau}}(t, Q_t^{k,\tau}) := -\frac{\gamma}{\gamma + \eta} Q_t^{k,\tau}, \quad (3.13)$$

for $(k, \tau, i) \in \mathcal{K} \times \mathcal{T} \times \{a, b\}$, where $a, b, (x_1^{k,\tau})_{k \in \mathcal{K}, \tau \in \mathcal{T}}$ and x_2 are constants defined in Appendix A.8 and where $\tilde{U} := (-U)^{-\frac{\gamma}{\sigma\eta(1-\omega)}}$ is the unique solution of the following linear PDE on $[0, T] \times \mathbb{R}$:

$$\begin{cases} 0 = \partial_t \tilde{U}(t, \mathcal{Q}) - \tilde{U}(t, \mathcal{Q}) \frac{C\gamma\eta}{\gamma + \eta} \frac{\sigma}{2(1-\omega)} \mathcal{Q}^2 + \sum_{i=a,b} \sum_{(k,\tau) \in \mathcal{K} \times \mathcal{T}} \hat{C}^{k,\tau} \tilde{U}(t, \mathcal{Q} - \Delta^{k,\tau} \phi(i)) \mathbf{1}_{\phi(i)\mathcal{Q} > -\bar{q}}, \\ \tilde{U}(T, \mathcal{Q}) = 1, \end{cases} \quad (3.14)$$

where $\hat{C}^{k,\tau}$ are defined in Appendix A.8.

Theorem 3.5 provides the incentives Z^* that maximize the exchange expected utility function, see Appendix A.8 for the proof. The optimal contract is therefore given by

$$\begin{aligned} \xi^* = Y^{\hat{Y}_0, Z^*} &= \hat{Y}_0 + \int_0^T \sum_{(k,\tau) \in \mathcal{K} \times \mathcal{T}} \left(\sum_{i=a,b} Z_r^{*k,\tau,i} dN_r^{k,\tau,i} + Z_r^{*C^{k,\tau}} dC_r^{k,\tau} \right) \\ &+ \int_0^T \left(\frac{1}{2} \gamma \sigma^2 \left(\sum_{(k,\tau) \in \mathcal{K} \times \mathcal{T}} \Delta^{k,\tau} (Z_r^{*C^{k,\tau}} + Q_r^{k,\tau}) \right)^2 - H(Z_r^*, Q_r) \right) dr. \end{aligned} \quad (3.15)$$

We now provide some comments on the interpretation of the optimal incentives.

⁶Note that $-\exp(-\hat{Y}_0) = R$.

- The term $\int_0^T Z_u^{*C^{k,\tau}} dC_u^{k,\tau}$ in the optimal contract corresponds to part of the inventory risk process of the market maker $(Q_t^{k,\tau} C_t^{k,\tau})_{t \in [0, T]}$ that is supported by the exchange. As in [4], the proportion of risk handled by the platform on each option is $\frac{\gamma}{\gamma+\eta}$. Hence, the more risk averse the exchange, the smallest this proportion.
- An application of Ito's formula gives the following approximation:

$$\log \left(\frac{\tilde{U}(t, \mathcal{Q})}{\tilde{U}(t, \mathcal{Q} - \Delta^{k,\tau} \phi(i))} \right) \approx \phi(i) 2 \frac{\sigma}{C} (T-t) \tilde{C} \Delta^{k,\tau} \mathcal{Q}, \quad (3.16)$$

where $\tilde{C} := \frac{C\gamma\eta}{\gamma+\eta} \frac{\sigma}{2(1-\omega)}$. Thus, when the aggregated inventory is highly positive, the exchange provides incentives to the market maker so that it attracts buy market orders and tries to dissuade him to accept more sell market orders, and conversely for a negative inventory.

- Numerically, we show that the incentive $Z^{*k,\tau,a}$ and $Z^{*k,\tau,b}$ given by (3.13) are increasing functions of the value $c^{k,\tau}$ that the principal associates to the option $C^{k,\tau}$. Hence, he logically provides higher incentives to an option he is more interested in.
- Although the principal manages a large number of listed options, we circumvent the curse of dimensionality by working with the aggregated inventory process. Note that the pay-off of the optimal contract depends only on t and \mathcal{Q} . Thus it is very easy to compute for the exchange at the end of the trading day.

In practice to implement the above methodology, one needs to compute the function \tilde{U} in order to design the optimal contract. A first way to do this is to use a classical finite difference scheme on the PDE (3.14). In Section 3.4 we use this technique for some numerical experiments on our method.

Moreover, as PDE (3.14) is linear, we can also resort to a probabilistic representation to compute \tilde{U} using a Monte-Carlo method. More precisely we have the following result which is a direct consequence of the Feynman-Kac formula.

Lemma 3.6. *We have the following representation:*

$$\tilde{U}(t, q) := \mathbb{E} \left[\exp \left(\int_t^T -\tilde{C}(\mathcal{Q}_s^{t,q})^2 + \sum_{i=a,b} \sum_{(k,\tau) \in \mathcal{K} \times \mathcal{T}} \bar{\lambda}_s^{k,\tau,i} ds \right) \right], \quad (3.17)$$

where

$$\mathcal{Q}_s^{t,q} = q + \int_t^s \sum_{(k,\tau) \in \mathcal{K} \times \mathcal{T}} \Delta^{k,\tau} d(\bar{N}_u^{k,\tau,b} - \bar{N}_u^{k,\tau,a}),$$

where for any $(k, \tau) \in \mathcal{K} \times \mathcal{T}$ and $i = a$ or b , $\bar{N}^{k,\tau,i}$ is a point process with intensity $\bar{\lambda}_s^{k,\tau,i} := \hat{C}^{k,\tau} \mathbf{1}_{\{\phi(i)\mathcal{Q}_s^{t,q} > -\bar{q}\}}$, with $\hat{C}^{k,\tau}$ defined in Appendix A.8.

The proof is in the same vein as [4, Proposition 4.1]. We now turn to numerical illustrations of our make take fees policy.

3.4 Numerical results

For numerical experiments, we consider three options which are characterized by their delta. We fix the following parameters: $A = 1.5s^{-1}$, $\sigma = C = 0.3s^{-1/2}$, $f^{k,\tau} = [0.5, 0.8, 0.8]$ the vector of fees, and $\delta_{\infty}^{k,\tau} = [2, 3, 3]$ the set of quotation thresholds. The first option is at the money, the second one is in the money and the third is out of the money, hence the following set of deltas $[0.5, 0.8, 0.2]$. Moreover, we take $\eta = 1$, $\gamma = 0.01$, $T = 100s$, $\bar{q} = 40$.

We analyze the impact of the penalty ω and the weight associated to each options $c^{k,\tau}$ in the value function of the exchange.

In Figure 5, we display the average bid-ask spread at initial time on each option for $\omega = 0$, and $c^{k,\tau}$ being equal either to 0 or 0.1. We see that a higher $c^{k,\tau}$ leads to a decrease of the spread for the option $C^{k,\tau}$. This result is in line with the form of the incentives in Theorem 3.5. Indeed $Z^{*k,\tau,i}$ is an increasing function of $c^{k,\tau}$ and $\hat{\delta}^{k,\tau,i}$ is a decreasing function of $Z^{*k,\tau,i}$. Thus, increasing the interest of the principal for the option $C^{k,\tau}$ leads to a decrease of the spread proposed by the market maker on this option. This shows that the exchange has a direct control on each option he is interested in.

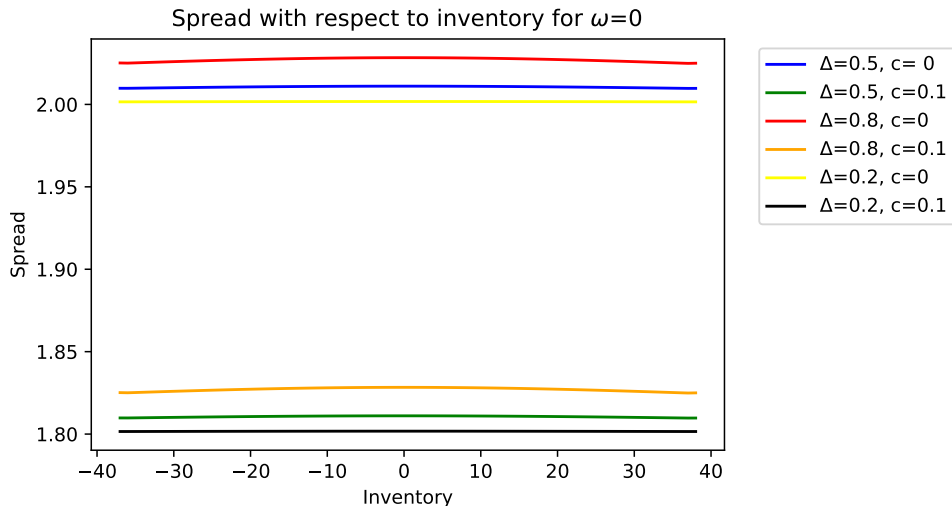


Figure 5: Evolution of the spread at initial time with respect to inventory, $\omega = 0$.

In Figure 6, we focus on the role of ω , equal to 0.1 on the spreads proposed by the market maker. As expected, a non-vanishing value of ω leads to a decrease of the spread for all the quoted options. This agrees with Theorem 3.5, where we see that the incentives are an increasing function of $\omega \in [0, 1)$. Thus, the exchange can influence the whole set of spreads proposed on the quoted options.

We conclude by showing in Figure 7 the behavior of the average spread with a higher ω , equal to 0.2. We obtain similar effects as in Figure 6, namely a decrease of the spread on all quoted options for a higher ω .

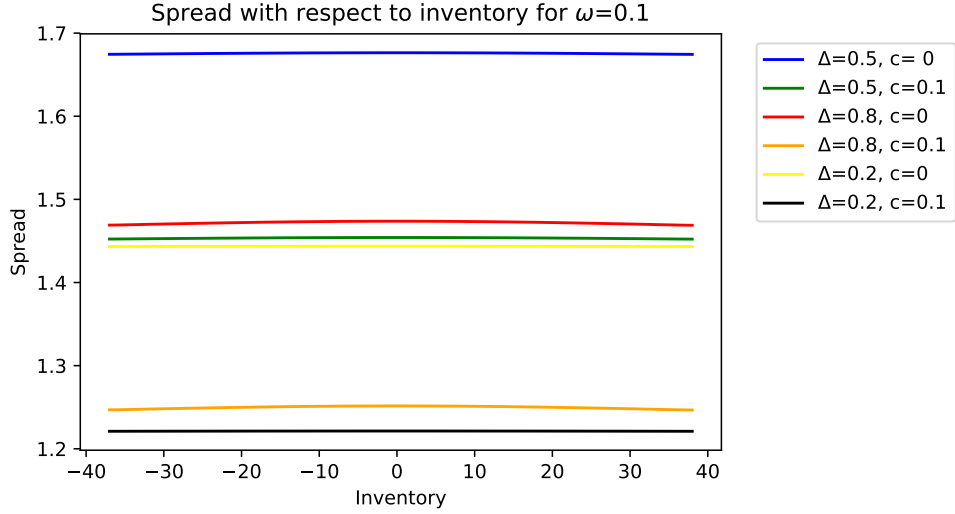


Figure 6: Evolution of the spread at initial time with respect to inventory, $\omega = 0.1$.

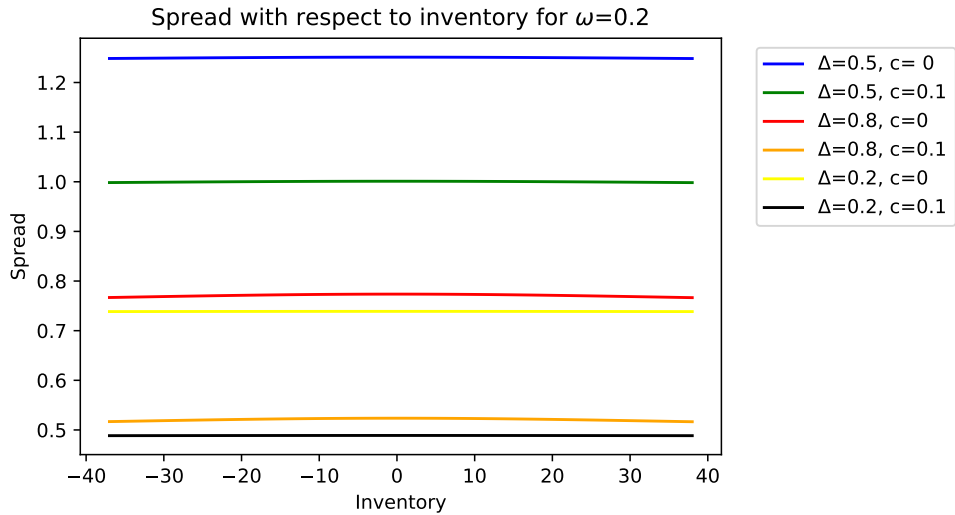


Figure 7: Evolution of the spread at initial time with respect to inventory, $\omega = 0.2$.

3.5 Conclusion

This work is, to our knowledge, the first to address the problem of designing a derivatives exchange, based solely on market data. In the first part, a simple market driven methodology enables us to choose which options the exchange should select to attract market takers. In the second part, we provide a make take fees policy between the exchange and the market maker which ensures a high quality of liquidity for the listed options.

A Appendix

A.1 Proof of the convergence of the Lloyd's algorithm

According to Paragraph 5.2 in [5], the set $(K_i)_{1 \leq i \leq n}$ is a solution of (2.2) if and only if for any i , A_i has positive Lebesgue measure and

$$\int_{A_i} |K_i - x|^{p-1} \text{sgn}(x - K_i) \mathbb{P}^{mkt}(\mathrm{d}x) = 0,$$

where sgn is the sign function. This is equivalent to

$$K_i = \frac{\int_{A_i} |K_i - x|^{p-2} x \mathbb{P}^{mkt}(\mathrm{d}x)}{\int_{A_i} |K_i - x|^{p-2} \mathbb{P}^{mkt}(\mathrm{d}x)} = \frac{\mathbb{E}^{mkt}[|K_i - K|^{p-2} K \mathbf{1}_{K \in A_i}]}{\mathbb{E}^{mkt}[|K_i - K|^{p-2} \mathbf{1}_{K \in A_i}]}.$$

Thus $(K_i)_{1 \leq i \leq N}$ is the solution of (2.2) if and only if it is a fixed point of the Lloyd's algorithm.

We now give proofs and technical results for Section 3. They are mostly inspired by [4]. However, for sake of completeness, we provide rigorous derivations.

A.2 Stochastic basis

A.2.1 Canonical process

In this section, we give an accurate definition of the probability space defined in Section 3.1. We consider a final horizon time $T > 0$ and the space $\Omega =: \Omega_c \times \Omega_d^{2 \times \#\mathcal{T} \times \#\mathcal{K}}$, with Ω_c the set of continuous functions from $[0, T]$ into \mathbb{R} and Ω_d the set of piecewise constant càdlàg functions from $[0, T]$ into \mathbb{N} . We consider Ω as a subspace of the Skorokhod space $\mathcal{D}([0, T], \mathbb{R}^{2 \times \#\mathcal{T} \times \#\mathcal{K} + 1})$ of càdlàg functions from $[0, T]$ into $\mathbb{R}^{2 \times \#\mathcal{T} \times \#\mathcal{K} + 1}$ and \mathcal{F} the trace Borel σ -algebra on Ω , where the topology is the one associated to the usual Skorokhod distance on $\mathcal{D}([0, T], \mathbb{R}^{2 \times \#\mathcal{T} \times \#\mathcal{K} + 1})$.

We define $(\mathcal{X}_t)_{t \in [0, T]} := \left(W_t, (N_t^{k, \tau, i})_{i=a, b; k \in \mathcal{K}; \tau \in \mathcal{T}} \right)$ as the canonical process on Ω , that is for any $\omega = (w, n^{k, \tau, i}) \in \Omega$

$$W_t(\omega) = w(t), \quad N_t^{k, \tau, i}(\omega) = n^{k, \tau, i}(t).$$

A.2.2 Probability measure

We now properly define \mathbb{P}^0 and the associated change of measure. We set the probability \mathbb{P}^0 on (Ω, \mathcal{F}) such that under \mathbb{P}^0 , W , $N^{k, \tau, i}$ are independent, W is a one-dimensional Brownian motion and the $N^{k, \tau, i}$, $k \in \mathcal{K}$, $\tau \in \mathcal{T}$, $i = a, b$ are Poisson processes with intensity $\lambda^{k, \tau, i}(0)$.⁷ Finally, we endow the space (Ω, \mathcal{F}) with the (\mathbb{P}^0 -completed) canonical filtration $\mathbb{F} := (\mathcal{F}_t)_{t \in [0, T]}$ generated by $(\mathcal{X}_t)_{t \in [0, T]}$.

By (3.3), the control process must be predictable and uniformly bounded. The last assumption is required to define the associated probability measure. So for $\delta \in \mathcal{A}$ we introduce the corresponding

⁷In other words, \mathbb{P}^0 is simply the product measure of the Wiener measure on Ω_c and the unique measure on $\Omega_d^{2 \times \#\mathcal{T} \times \#\mathcal{K}}$ that makes the canonical process an homogeneous Poisson process with the prescribed intensity.

probability measure \mathbb{P}^δ under which $S_t = S_0 + \sigma W_t$ follows (3.1) and for $k \in \mathcal{K}, \tau \in \mathcal{T}, i \in \{a, b\}$ the

$$N_t^{\delta, k, \tau, i} := N_t^{k, \tau, i} - \int_0^t \lambda^{k, \tau}(\delta_r^{k, \tau, i}) \mathbb{1}_{\{\phi(i)Q_{r-} > -\bar{q}\}} dr$$

are martingales. This probability measure is defined by the corresponding Doléans-Dade exponential:

$$L_t^\delta := \exp\left(\sum_{i=a,b} \sum_{(k,\tau) \in \mathcal{K} \times \mathcal{T}} \int_0^t \mathbb{1}_{\{\phi(i)Q_{r-} > -\bar{q}\}} \left(\log\left(\frac{\lambda^{k,\tau}(\delta_r^{k,\tau,i})}{A}\right) dN_r^{k,\tau,i} - \left(\lambda^{k,\tau}(\delta_r^{k,\tau,i}) - A\right) dr\right)\right),$$

which is a true martingale by the uniform boundedness of $\delta_t^{k,\tau,i}$.⁸ We can therefore define the Girsanov change of measure $\frac{d\mathbb{P}^\delta}{d\mathbb{P}^0} |_{\mathcal{F}_t} = L_t^\delta$, for all $t \in [0, T]$. In particular, all the probability measures \mathbb{P}^δ indexed by $\delta \in \mathcal{A}$ are equivalent. We shall write \mathbb{E}_t^δ for the conditional expectation with respect to \mathcal{F}_t under the probability measure \mathbb{P}^δ .

A.3 Well-posedness of the optimization problems

We give in this section the necessary integrability conditions ensuring that both exchange and market maker's problems are well defined. We consider the following assumptions:

$$\sup_{\delta \in \mathcal{A}} \mathbb{E}^\delta \left[\exp\left(-\gamma' \xi\right) \right] < +\infty, \text{ for some } \gamma' > \gamma, \quad \sup_{\delta \in \mathcal{A}} \mathbb{E}^\delta \left[\exp\left(\eta' \xi\right) \right] < +\infty, \text{ for some } \eta' > \eta. \quad (\text{A.1})$$

Moreover, the next technical assumption is required in order to derive the best response of the market maker in Theorem 3.4:

$$\sup_{\delta \in \mathcal{A}} \sup_{t \in [0, T]} \mathbb{E}^\delta \left[\exp\left(-\gamma' Y_t^{0, Z}\right) \right] < +\infty, \text{ for some } \gamma' > \gamma. \quad (\text{A.2})$$

Finally, we define \mathcal{Z} as the set of predictable processes $(Z_t)_{t \in [0, T]}$ such that Conditions (A.1) and (A.2) are satisfied. This is the set of admissible contract components of the exchange.

A.4 Dynamic programming principle

In the spirit of [4], we provide a proof of a dynamic programming principle for the market maker's problem. Note that a same type of dynamic programming principle exists for the exchange's problem.

For any \mathbb{F} stopping time $\tau \in [t, T]$ and $\mu \in \mathcal{A}_\tau$, we define

$$J_T(\tau, \mu) = \mathbb{E}_\tau^\mu \left[-\exp\left(-\gamma\left(\xi + \sum_{i=a,b} \sum_{(k,\tau) \in \mathcal{K} \times \mathcal{T}} \int_\tau^T \mu_u^{k,\tau,i} dN_u^{k,\tau,i} + Q_u^{k,\tau} dC_u^{k,\tau}\right)\right) \right]$$

where \mathcal{A}_τ denotes the restriction of \mathcal{A} to controls on $[\tau, T]$. We also define the set $\mathcal{J}_{\tau, T} = (J_T(\tau, \mu))_{\mu \in \mathcal{A}_\tau}$. The continuation utility of the market maker is defined for any \mathcal{F} -stopping time τ by

⁸The associated Novikov criterion is given in [12].

$$V_\tau = \operatorname{ess\,sup}_{\mu \in \mathcal{A}_\tau} J_T(\tau, \mu).$$

We first prove the following technical lemma.

Lemma A.1. *Let τ be a stopping time with values in $[t, T]$. Then there exists an increasing sequence $(\mu^n)_{n \in \mathbb{N}}$ in \mathcal{A}_τ such that $V_\tau = \lim_{n \rightarrow +\infty} J_T(\tau, \mu^n)$.*

Proof. For $\mu, \mu' \in \mathcal{A}_\tau$ we define

$$\hat{\mu} := \mu \mathbb{1}_{\{J_T(\tau, \mu) \geq J_T(\tau, \mu')\}} + \mu' \mathbb{1}_{\{J_T(\tau, \mu) \leq J_T(\tau, \mu')\}}.$$

We have $\hat{\mu} \in \mathcal{A}_\tau$ and by definition of $\hat{\mu}$, $J_T(\tau, \hat{\mu}) \geq \max(J_T(\tau, \mu), J_T(\tau, \mu'))$. Thus $\mathcal{J}_{\tau, T}$ is increasing, and we obtain the same result as in [4]. The conclusion follows. \square

We set

$$\mathcal{D}_{t, T}(\delta) := \exp\left(-\gamma\left(\sum_{i=a, b} \sum_{(k, \tau) \in \mathcal{K} \times \mathcal{T}} \int_t^T \delta_u^{k, \tau, i} dN_u^{k, \tau, i} + Q_u^{k, \tau} dC_u^{k, \tau}\right)\right).$$

Given Lemma A.1, we can now prove the dynamic programming principle associated to (3.6).

Lemma A.2. *Let $t \in [0, T]$ and τ be an \mathbb{F} stopping time with values in $[t, T]$. Then*

$$V_t = \operatorname{ess\,sup}_{\delta \in \mathcal{A}} \mathbb{E}_t^\delta \left[-\mathcal{D}_{t, \tau}(\delta) V_\tau \right].$$

Proof. Let $t \in [0, T]$ and τ be a stopping time with values in $[t, T]$. First, by tower property, we have

$$\begin{aligned} V_t &= \operatorname{ess\,sup}_{\delta \in \mathcal{A}} \mathbb{E}_t^\delta \left[-\mathcal{D}_{t, T}(\delta) \exp(-\gamma\xi) \right] \\ &= \operatorname{ess\,sup}_{\delta \in \mathcal{A}} \mathbb{E}_t^\delta \left[\mathcal{D}_{t, \tau}(\delta) \mathbb{E}_\tau^\delta \left[-\mathcal{D}_{\tau, T}(\delta) \exp(-\gamma\xi) \right] \right]. \end{aligned}$$

Then, Bayes rule yields

$$\begin{aligned} \mathbb{E}_\tau^\delta \left[-\mathcal{D}_{\tau, T}(\delta) \exp(-\gamma\xi) \right] &= \mathbb{E}_\tau^0 \left[-\frac{L_T^\delta}{L_\tau^\delta} \mathcal{D}_{\tau, T}(\delta) \exp(-\gamma\xi) \right] \\ &\leq \operatorname{ess\,sup}_{\delta \in \mathcal{A}} \mathbb{E}_\tau^\delta \left[\mathcal{D}_{\tau, T}(\delta) \exp(-\gamma\xi) \right] \\ &= V_\tau. \end{aligned}$$

Finally we obtain

$$V_t \leq \operatorname{ess\,sup}_{\mu \in \mathcal{A}} \mathbb{E}_t^\mu \left[V_\tau \mathcal{D}_{t, \tau}(\delta) \right].$$

We next prove the reverse inequality. Let $\delta \in \mathcal{A}$ and $\mu \in \mathcal{A}_\tau$. We define $(\delta \otimes_\tau \mu)_u = \delta_u \mathbf{1}_{\{0 \leq u \leq \tau\}} + \mu_u \mathbf{1}_{\{\tau \leq u \leq T\}}$. Then $\delta \otimes_\tau \mu \in \mathcal{A}$ and by tower property

$$V_t \geq \mathbb{E}_t^{\delta \otimes_\tau \mu} \left[-\mathcal{D}_{\tau, T}(\mu) \mathcal{D}_{t, \tau}(\delta) \exp(-\gamma \xi) \right] = \mathbb{E}_t^{\delta \otimes_\tau \mu} \left[\mathbb{E}_\tau^{\delta \otimes_\tau \mu} \left[-\mathcal{D}_{\tau, T}(\mu) \exp(-\gamma \xi) \right] \mathcal{D}_{t, \tau}(\delta) \right].$$

Using Bayes formula and noting that $\frac{L_T^{\delta \otimes_\tau \mu}}{L_\tau^{\delta \otimes_\tau \mu}} = \frac{L_T^\mu}{L_\tau^\mu}$, we have

$$\begin{aligned} \mathbb{E}_\tau^{\delta \otimes_\tau \mu} \left[-\mathcal{D}_{\tau, T}(\mu) \exp(-\gamma \xi) \right] &= \mathbb{E}_\tau^0 \left[-\frac{L_T^\mu}{L_\tau^\mu} \mathcal{D}_{\tau, T}(\mu) \exp(-\gamma \xi) \right] \\ &= J_T(\tau, \mu). \end{aligned}$$

This implies

$$V_t \geq \mathbb{E}_t^{\delta \otimes_\tau \mu} \left[\mathcal{D}_{t, \tau}(\delta) J_T(\tau, \mu) \right].$$

We can therefore use again Bayes rule and the fact that $\frac{L_\tau^{\delta \otimes_\tau \mu}}{L_t^{\delta \otimes_\tau \mu}} = \frac{L_\tau^\delta}{L_t^\delta}$ to obtain

$$\begin{aligned} V_t &\geq \mathbb{E}_t^0 \left[\frac{L_T^{\delta \otimes_\tau \mu}}{L_t^{\delta \otimes_\tau \mu}} \mathcal{D}_{t, \tau}(\delta) J_T(\tau, \mu) \right] = \mathbb{E}_t^0 \left[\mathbb{E}_\tau^0 \left[\frac{L_T^{\delta \otimes_\tau \mu}}{L_\tau^{\delta \otimes_\tau \mu}} \frac{L_\tau^{\delta \otimes_\tau \mu}}{L_t^{\delta \otimes_\tau \mu}} \mathcal{D}_{t, \tau}(\delta) J_T(\tau, \mu) \right] \right] \\ &= \mathbb{E}_t^0 \left[\mathbb{E}_\tau^0 \left[\frac{L_T^{\delta \otimes_\tau \mu}}{L_\tau^{\delta \otimes_\tau \mu}} \right] \frac{L_\tau^{\delta \otimes_\tau \mu}}{L_t^{\delta \otimes_\tau \mu}} \mathcal{D}_{t, \tau}(\delta) J_T(\tau, \mu) \right] \\ &= \mathbb{E}_t^0 \left[\frac{L_\tau^{\delta \otimes_\tau \mu}}{L_t^{\delta \otimes_\tau \mu}} \mathcal{D}_{t, \tau}(\delta) J_T(\tau, \mu) \right] \\ &= \mathbb{E}_t^\delta \left[\mathcal{D}_{t, \tau}(\delta) J_T(\tau, \mu) \right]. \end{aligned}$$

Since the previous inequality holds for any $\mu \in \mathcal{A}_\tau$, we deduce from monotone convergence theorem together with Lemma A.1 that there exists a sequence $(\mu^n)_{n \in \mathbb{N}}$ of controls in \mathcal{A}_τ such that

$$\begin{aligned} V_t &\geq \lim_{n \rightarrow +\infty} \mathbb{E}_t^\delta \left[\mathcal{D}_{t, \tau}(\delta) J_T(\tau, \mu^n) \right] = \mathbb{E}_t^\delta \left[\mathcal{D}_{t, \tau}(\delta) \lim_{n \rightarrow +\infty} J_T(\tau, \mu^n) \right] \\ &= \mathbb{E}_t^\delta \left[\mathcal{D}_{t, \tau}(\delta) V_\tau \right]. \end{aligned}$$

This concludes the proof. □

A.5 Proof of Lemma 3.3

We divide the proof into six steps.

Step 1: Derivation of the martingale representation.

For $\delta \in \mathcal{A}$, it follows from the dynamic programming principle of Lemma A.2 that the process

$$U_t^\delta = V_t \mathcal{D}_{0,t}(\delta)$$

defines a \mathbb{P}^δ -supermartingale for any $\delta \in \mathcal{A}$. By standard analysis, we may then consider it in its càdlàg version (by taking right limits along rationals). By the Doob-Meyer decomposition, we can write $U_t^\delta = M_t^\delta - A_t^\delta$ where M^δ is a \mathbb{P}^δ -martingale and $A_t^\delta = A_t^{\delta,c} + A_t^{\delta,d}$ is an integrable non-decreasing predictable process such that $A_0^{\delta,c} = A_0^{\delta,d} = 0$ with pathwise continuous component $A^{\delta,c}$ and with $A^{\delta,d}$ a piecewise constant predictable process.

From the martingale representation theorem under \mathbb{P}^δ , see Appendix A.1 in [4], there exists $\tilde{Z}^\delta = (\tilde{Z}^{\delta,S}, \tilde{Z}^{\delta,k,\tau,i})_{k \in \mathcal{K}, \tau \in \mathcal{T}, i=a,b}$ predictable, such that

$$M_t^\delta = V_0 + \int_0^t \tilde{Z}_r^{\delta,S} dS_r + \sum_{i=a,b} \sum_{(k,\tau) \in \mathcal{K} \times \mathcal{T}} \int_0^t \tilde{Z}_r^{\delta,k,\tau,i} dN_r^{\delta,k,\tau,i}.$$

Step 2: Boundedness of the value function.

We show that V is a negative process. In fact, thanks to the uniform boundedness of $\delta \in \mathcal{A}$, we have that

$$\frac{L_T^\delta}{L_t^\delta} \geq \alpha_{t,T} = \exp\left(-\sum_{i=a,b} \sum_{(k,\tau) \in \mathcal{K} \times \mathcal{T}} \frac{k}{\sigma} N_T^{k,\tau,i} - 2 \times \#\mathcal{T} \times \#\mathcal{K} A e^{-\frac{kc_\infty}{\sigma}} (e^{\frac{k}{\sigma}} + 1)(T-t)\right),$$

where $c_\infty := \max_{k,\tau} c^{k,\tau}$. Therefore

$$V_t \leq \mathbb{E}_t^0 \left[-\alpha_{t,T} \exp\left(-\gamma(\delta_\infty \sum_{i=a,b} \sum_{(k,\tau) \in \mathcal{K} \times \mathcal{T}} N_T^{k,\tau,i} + \int_t^T Q_u^{k,\tau} dC_u^{k,\tau})\right) e^{-\gamma\xi} \right] < 0.$$

Step 3: Identification of the coefficients (1/2).

Let Y be the process defined for any $t \in [0, T]$ by $V_t = -e^{-\gamma Y_t}$. As $A^{\delta,d}$ is a predictable point process and the jumps of $N^{k,\tau,i}$, $i = a, b$ are totally inaccessible stopping times under \mathbb{P}^0 , we have $\langle N^{k,\tau,i}, A^{\delta,d} \rangle_t = 0$ a.s. Using Ito's formula, we obtain that

$$Y_T = \xi, \text{ and } dY_t = \sum_{i=a,b} \sum_{(k,\tau) \in \mathcal{K} \times \mathcal{T}} Z_t^{k,\tau,i} dN_t^{k,\tau,i} + Z_t^S dS_t - dI_t - d\tilde{A}_t^d,$$

with

$$\begin{aligned}
Z_t^{k,\tau,a} &= -\frac{1}{\gamma} \log \left(1 + \frac{\tilde{Z}_t^{\delta,k,\tau,a}}{U_{t^-}^\delta} \right) - \delta_t^{k,\tau,a} \\
Z_t^{k,\tau,b} &= -\frac{1}{\gamma} \log \left(1 + \frac{\tilde{Z}_t^{\delta,k,\tau,b}}{U_{t^-}^\delta} \right) - \delta_t^{k,\tau,b} \\
Z_t^S &= -\frac{\tilde{Z}_t^{\delta,S}}{\gamma U_{t^-}^\delta} - \sum_{(k,\tau) \in \mathcal{K} \times \mathcal{T}} Q_{t^-}^{k,\tau} \Delta^{k,\tau} \\
I_t &= \int_0^t \left(\bar{h}(\delta_r, Z_r, Q_r) dr - \frac{1}{\gamma U_r^\delta} dA_r^{\delta,c} \right) \\
\bar{h}(\delta, Z_t, Q_t) &= h(\delta, Z_t, Q_t) - \frac{1}{2} \gamma \sigma^2 (Z_t^S)^2 \\
\tilde{A}_t^d &= \frac{1}{\gamma} \sum_{s \leq t} \log \left(1 - \frac{\Delta A_s^{\delta,d}}{U_{s^-}^\delta} \right).
\end{aligned}$$

In particular, the last relation between \tilde{A}^d and $A^{\delta,d}$ shows that $\Delta a_t \geq 0$ is independent of $\delta \in \mathcal{A}$, with $a_t = -\frac{A_t^{\delta,d}}{U_{t^-}^\delta}$ and abusing notations slightly, $\Delta a_t = -\frac{\Delta A_t^{\delta,d}}{U_{t^-}^\delta}$.

In order to complete the proof, we argue in the subsequent steps that $Z \in \mathcal{Z}$ and that, for $t \in [0, T]$, $A_t^{\delta,d} = -\sum_{s \leq t} U_{s^-}^\delta \Delta a_s = 0$ so that $\tilde{A}_t^d = 0$ and $I_t = \int_0^t \bar{H}(Z_r, Q_r) dr$, where

$$\bar{H}(Z_t, Q_t) = H(Z_t, Q_t) - \frac{1}{2} \gamma \sigma^2 (Z_t^S)^2.$$

Step 4: Identification of the coefficients (2/2).

Since $V_T = -1$, we get that

$$\begin{aligned}
0 &= \sup_{\delta \in \mathcal{A}} \mathbb{E}^\delta [U_T^\delta] - V_0 \\
&= \sup_{\delta \in \mathcal{A}} \mathbb{E}^\delta [U_T^\delta - M_T^\delta] \\
&= \gamma \sup_{\delta \in \mathcal{A}} \mathbb{E}^0 \left[L_T^\delta \int_0^T U_{r^-}^\delta (dI_r - \bar{h}(\delta, Z_r, Q_r) dr + \frac{da_r}{\gamma}) \right].
\end{aligned}$$

Moreover, the controls being uniformly bounded, we have

$$U_t^\delta \leq -\beta_t = V_t \exp \left(-\gamma \left(\delta_\infty \sum_{i=a,b} \sum_{(k,\tau) \in \mathcal{K} \times \mathcal{T}} N_T^{k,\tau,i} + \int_0^t Q_u^{k,\tau} dC_u^{k,\tau} \right) \right) < 0.$$

Then, using $A^{\delta,d} \geq 0, U^\delta \leq 0$ and $dI_t - \bar{h}(\delta, Z_t, Q_t) dt \geq 0$, we obtain

$$\begin{aligned}
0 &\leq \sup_{\delta \in \mathcal{A}} \mathbb{E}^0 \left[\alpha_{0,T} \int_0^T -\beta_{r^-} (dI_r - \bar{h}(\delta, Z_r, Q_r) dr + \frac{da_r}{\gamma}) \right] \\
&= -\mathbb{E}^0 \left[\alpha_{0,T} \int_0^T \beta_{r^-} (dI_r - \bar{H}(Z_r, Q_r) dr + \frac{da_r}{\gamma}) \right].
\end{aligned}$$

The quantities $\alpha_{0,T} \int_0^T \beta_{r-} (dI_r - \bar{H}(Z_r, Q_r)) dr$ and $\alpha_{0,T} \int_0^T \beta_{r-} \frac{da_r}{\gamma}$ being non-negative random variables, the result follows.

Step 5: Admissibility of the process Z .

As ξ satisfies the conditions in (A.1), to prove that $Z \in \mathcal{Z}$, it is enough to show that for some $p > 0$

$$\sup_{\delta \in \mathcal{A}} \sup_{t \in [0, T]} \mathbb{E}^\delta [\exp(-\gamma(p+1)Y_t)] < +\infty.$$

Using Hölder inequality together with the boundedness of the intensities of the $N^{k,\tau,i}$, we have that $\sup_{\delta \in \mathcal{A}} \mathbb{E}^\delta [|U_T^\delta|^{p'+1}] < +\infty$ for some $p' > 0$. We deduce

$$\sup_{\delta \in \mathcal{A}} \sup_{t \in [0, T]} \mathbb{E}^\delta [|U_t^\delta|^{p'+1}] = \sup_{\delta \in \mathcal{A}} \mathbb{E}^\delta [|U_T^\delta|^{p'+1}] < +\infty$$

because U^δ is a \mathbb{P}^δ -negative supermartingale. The conclusion follows using again Hölder inequality, the uniform boundedness of the intensities of the $N^{k,\tau,i}$ and the fact that

$$\exp(-\gamma Y_t) = U_t^\delta \exp\left(\gamma \left(\sum_{i=a,b} \sum_{(k,\tau) \in \mathcal{K} \times \mathcal{T}} \int_0^t \delta_u^{k,\tau,i} dN_u^{k,\tau,i} + Q_u^{k,\tau} dC_u^{k,\tau} \right)\right).$$

Step 6: Uniqueness of the representation.

Let $(Y_0, Z), (Y'_0, Z') \in \mathbb{R} \times \mathcal{Z}$ be such that $\xi = Y_T^{Y_0, Z} = Y_T^{Y'_0, Z'}$. By following the lines of the verification argument in the proof of Theorem 3.4, we obtain the equality $Y_t^{Y_0, Z} = Y_t^{Y'_0, Z'}$ using the fact that the value of the continuation utility of the market maker satisfies

$$-e^{-\gamma Y_t^{Y_0, Z}} = -e^{-\gamma Y_t^{Y'_0, Z'}} = \operatorname{ess\,sup}_{\delta \in \mathcal{A}} \mathbb{E}_t^\delta \left[-e^{-\gamma(PL_T^\delta - PL_t^\delta + \xi)} \right].$$

This in turn implies that for $t \in [0, T]$ $Z_t^{k,\tau,i} dN_t^{k,\tau,i} = Z_t'^{k,\tau,i} dN_t^{k,\tau,i}$ and $Z_t^S \sigma^2 dt = Z_t'^S \sigma^2 dt = d\langle Y, S \rangle_t$. Consequently, $(Y_0, Z) = (Y'_0, Z')$.

A.6 Proof of Theorem 3.4

Let $\xi = Y_T^{Y_0, Z}$ with $(Y_0, Z) \in \mathbb{R} \times \mathcal{Z}$. We first prove that for an arbitrary set of controls $\delta \in \mathcal{A}$, we have $J_{\text{MM}}(\delta, \xi) \leq -e^{-\gamma Y_0}$, where $J_{\text{MM}}(\delta, \xi)$ is such that $V_{\text{MM}}(\xi) = \sup_{\delta \in \mathcal{A}} J_{\text{MM}}(\delta, \xi)$. Then we will see that this inequality is in fact an equality when the corresponding Hamiltonian $h(\delta, z, q)$ is maximized. Denote

$$\bar{Y}_t := Y_t^{Y_0, Z} + \sum_{i=a,b} \sum_{(k,\tau) \in \mathcal{K} \times \mathcal{T}} \int_0^t \delta_u^{k,\tau,i} dN_u^{k,\tau,i} + Q_u^{k,\tau} dC_u^{k,\tau}$$

with $t \in [0, T]$. An application of Ito's formula leads to

$$\begin{aligned} de^{-\gamma \bar{Y}_t} = & \gamma e^{-\gamma \bar{Y}_t} \left(- \left(\sum_{(k,\tau) \in \mathcal{K} \times \mathcal{T}} Q_t^{k,\tau} \Delta^{k,\tau} + Z_t^S \right) dS_t + (H(Z_t, Q_t) - h(\delta, Z_t, Q_t)) dt \right. \\ & \left. - \sum_{i=a,b} \sum_{(k,\tau) \in \mathcal{K} \times \mathcal{T}} \gamma^{-1} \left(1 - \exp\left(-\gamma (Z_t^{k,\tau,i} + \delta_t^{k,\tau,i}) \right) \right) dN_t^{\delta, k, \tau, i} \right). \end{aligned}$$

Thus $e^{-\gamma\bar{Y}}$ is a \mathbb{P}^δ -local submartingale. Thanks to Condition (A.2), the uniform boundedness of the intensities of the $N^{k,\tau,i}$ and Hölder inequality, $\left(e^{-\gamma\bar{Y}_t}\right)_{t \in [0,T]}$ is uniformly integrable and hence a true submartingale. Doob-Meyer decomposition theorem gives us that

$$\int_0^\cdot \gamma e^{-\gamma\bar{Y}_{t-}} \left(- \left(\sum_{(k,\tau) \in \mathcal{K} \times \mathcal{T}} Q_t^{k,\tau} \Delta^{k,\tau} + Z_t^S \right) dS_t - \sum_{i=a,b} \sum_{(k,\tau) \in \mathcal{K} \times \mathcal{T}} \gamma^{-1} \left(1 - \exp \left(- \gamma \left(Z_t^{k,\tau,i} + \delta_t^{k,\tau,i} \right) \right) \right) dN_t^{\delta,k,\tau,i} \right)$$

is a true martingale. This implies that

$$\begin{aligned} J_{\text{MM}}(\delta, \xi) &= \mathbb{E}^\delta \left[-e^{-\gamma\bar{Y}_T} \right] \\ &= -e^{-\gamma Y_0} - \mathbb{E}^\delta \left[\int_0^T \gamma e^{-\gamma\bar{Y}_{t-}} \left(H(Z_t, Q_t) - h(\delta, Z_t, Q_t) \right) dt \right] \\ &\leq -e^{-\gamma Y_0}. \end{aligned}$$

In addition to this, the previous inequality becomes an equality if and only if δ is chosen as the maximizer of the Hamiltonian h , thus leading to the optimal quotes provided in Theorem 3.4. So we deduce $J_{\text{MM}}(\delta, \xi) = -e^{-\gamma Y_0}$. Finally we have $V_{\text{MM}}(\xi) = -e^{-\gamma Y_0}$ with optimal response $(\hat{\delta}_t)_{t \in [0,T]}$.

A.7 Proof of Theorem 3.4

Let $\xi = Y_T^{Y_0, Z}$ with $(Y_0, Z) \in \mathbb{R} \times \mathcal{Z}$. We first prove that for an arbitrary set of controls $\delta \in \mathcal{A}$, we have $J_{\text{MM}}(\delta, \xi) \leq -e^{-\gamma Y_0}$, where $J_{\text{MM}}(\delta, \xi)$ is such that $V_{\text{MM}}(\xi) = \sup_{\delta \in \mathcal{A}} J_{\text{MM}}(\delta, \xi)$. Then, we will see that this inequality is in fact an equality when the corresponding Hamiltonian $h(\delta, z, q)$ is maximized. Denote

$$\bar{Y}_t := Y_t^{Y_0, Z} + \sum_{i=a,b} \sum_{(k,\tau) \in \mathcal{K} \times \mathcal{T}} \int_0^t \delta_u^{k,\tau,i} dN_u^{k,\tau,i} + Q_u^{k,\tau} dC_u^{k,\tau}$$

with $t \in [0, T]$. A direct application of Ito's formula leads to

$$\begin{aligned} de^{-\gamma\bar{Y}_t} &= \gamma e^{-\gamma\bar{Y}_{t-}} \left(- \left(\sum_{(k,\tau) \in \mathcal{K} \times \mathcal{T}} Q_t^{k,\tau} \Delta^{k,\tau} + Z_t^S \right) dS_t + \left(H(Z_t, Q_t) - h(\delta, Z_t, Q_t) \right) dt \right. \\ &\quad \left. - \sum_{i=a,b} \sum_{(k,\tau) \in \mathcal{K} \times \mathcal{T}} \gamma^{-1} \left(1 - \exp \left(- \gamma \left(Z_t^{k,\tau,i} + \delta_t^{k,\tau,i} \right) \right) \right) dN_t^{\delta,k,\tau,i} \right). \end{aligned}$$

Thus, $e^{-\gamma\bar{Y}}$ is a \mathbb{P}^δ -local submartingale. Thanks to Condition (A.2), the uniform boundedness of the intensities of the $N^{k,\tau,i}$ and Hölder inequality, $\left(e^{-\gamma\bar{Y}_t}\right)_{t \in [0,T]}$ is uniformly integrable and hence is a true submartingale. Doob-Meyer decomposition theorem gives us that

$$\int_0^\cdot \gamma e^{-\gamma\bar{Y}_{t-}} \left(- \left(\sum_{(k,\tau) \in \mathcal{K} \times \mathcal{T}} Q_t^{k,\tau} \Delta^{k,\tau} + Z_t^S \right) dS_t - \sum_{i=a,b} \sum_{(k,\tau) \in \mathcal{K} \times \mathcal{T}} \gamma^{-1} \left(1 - \exp \left(- \gamma \left(Z_t^{k,\tau,i} + \delta_t^{k,\tau,i} \right) \right) \right) dN_t^{\delta,k,\tau,i} \right)$$

is a true martingale. This implies that

$$\begin{aligned} J_{\text{MM}}(\delta, \xi) &= \mathbb{E}^\delta \left[-e^{-\gamma \bar{Y}_T} \right] \\ &= -e^{-\gamma Y_0} - \mathbb{E}^\delta \left[\int_0^T \gamma e^{-\gamma \bar{Y}_{t-}} \left(H(Z_t, Q_t) - h(\delta, Z_t, Q_t) \right) dt \right] \\ &\leq -e^{-\gamma Y_0}. \end{aligned}$$

In addition to this, the previous inequality becomes an equality if and only if δ is chosen as the maximizer of the Hamiltonian h thus leading to the optimal quotes provided in Theorem 3.4. So we deduce $J_{\text{MM}}(\delta, \xi) = -e^{-\gamma Y_0}$. Finally we have $V_{\text{MM}}(\xi) = -e^{-\gamma Y_0}$ with optimal response $(\hat{\delta}_t)_{t \in [0, T]}$.

A.8 Proof of Theorem 3.5

We define for any map $v : [0, T] \times \mathbb{Z}^{\#\mathcal{K} \times \#\mathcal{T}} \rightarrow (-\infty, 0)$, $x \in \mathbb{R}$, $(k, \tau) \in \mathcal{K} \times \mathcal{T}$ and $(t, q) \in [0, T] \times \mathbb{Z}^{\#\mathcal{K} \times \#\mathcal{T}}$

$$v(t, q \ominus_{K_i, T_j} x) := v(t, q^{K_1, T_1}, q^{K_1, T_2}, \dots, q^{K_i, T_{j+1}}, q^{K_i, T_j} - x, q^{K_i, T_{j+2}}, \dots, q^{K_n, T_m}).$$

The Hamilton-Jacobi-Bellman equation of the stochastic control problem (3.12) is given by

$$0 = \partial_t v(t, q) + \mathcal{H}_E(t, q, v(t, \cdot)), \quad v(T, q) = -1, \quad (\text{A.3})$$

with

$$\mathcal{H}_E(t, q, v(t, \cdot)) = \sup_{z \in \mathcal{Z}} h_E(t, q, s, z, v(t, \cdot)),$$

$$\begin{aligned} h_E(t, q, s, z, v(t, \cdot)) &= v(t, q) \left(\frac{\eta}{2} \gamma \sigma^2 \left(\sum_{(k, \tau) \in \mathcal{K} \times \mathcal{T}} \Delta^{k, \tau} (z^{C^{k, \tau}} + q^{k, \tau}) \right)^2 + \frac{\eta^2}{2} \sigma^2 \left(\sum_{(k, \tau) \in \mathcal{K} \times \mathcal{T}} \Delta^{k, \tau} z^{C^{k, \tau}} \right)^2 \right) \\ &\quad + \sum_{i=a, b} \sum_{(k, \tau) \in \mathcal{K} \times \mathcal{T}} h_{k, \tau}^i \left(t, z^{k, \tau, i}, v(t, q), v(t, q \ominus_{k, \tau} \phi(i)) \right) \mathbf{1}_{\phi(i) \mathcal{Q} > -\bar{q}} \end{aligned}$$

and

$$h_{k, \tau}^i(t, z, y, y') = (y' x_1^{k, \tau} e^{az} - y x_2 e^{bz}) O_{k, \tau}$$

where

$$x_1^{k, \tau} = e^{-\eta(c^{k, \tau} + \omega(\delta_\infty^{k, \tau} - \gamma^{-1} \log(1 + \frac{\sigma\gamma}{C}))}, \quad x_2 = \left(1 + \eta \frac{1 - (1 + \frac{\sigma\gamma}{C})^{-1}}{\gamma} \right), \quad O_{k, \tau} = \left(1 + \frac{\sigma\gamma}{C} \right)^{-\frac{C}{\gamma\sigma}} e^{-\frac{C}{\sigma} f^{k, \tau}},$$

and

$$a = \eta(1 - \omega) + \frac{C}{\sigma}, \quad b = \frac{C}{\sigma}.$$

Tedious but straightforward computations lead to the following optimizers:

$$\begin{aligned} z^{*k, \tau, i} &:= \frac{1}{a - b} \log \left(\frac{b x_2 v(t, q)}{a x_1^{k, \tau} v(t, q \ominus_{k, \tau} \phi(i))} \right), \\ z^{*C^{k, \tau}} &:= -\frac{\gamma}{\gamma + \eta} q^{k, \tau}. \end{aligned}$$

Note that from these computations, we get that this above optimization makes sense only if we assume that there exists δ_∞ large enough so that for $i = a$ or b , $k \in \mathcal{K}$, $\tau \in \mathcal{T}$ and any t, q :

$$\left| -z_t^{*k,\tau,i}(t, q) + \frac{1}{\gamma} \log \left(1 + \frac{\sigma\gamma}{C} \right) \right| < \delta_\infty. \quad (\text{A.4})$$

We will check that we can make such choice at the end of the verification argument. Equation (A.3) is rewritten as

$$0 = \partial_t v(t, q) + v(t, q) \frac{\gamma\eta^2}{\gamma + \eta} \frac{\sigma^2}{2} \left(\sum_{(k,\tau) \in \mathcal{K} \times \mathcal{T}} \Delta^{k,\tau} q^{k,\tau} \right)^2 - v(t, q) \sum_{i=a,b} \sum_{(k,\tau) \in \mathcal{K} \times \mathcal{T}} \tilde{C}^{k,\tau} \left(\frac{v(t, q)}{v(t, q \ominus_{k,\tau} \phi(i))} \right)^{\frac{C}{\sigma\eta(1-\omega)}} \mathbf{1}_{\phi(i) \mathcal{Q} > -\bar{q}}, \quad (\text{A.5})$$

where

$$\tilde{C}^{k,\tau} = x_2 \left(\frac{x_2}{x_1^{k,\tau}} \right)^{\frac{a}{a-b}} O_{k,\tau} \left(\left(\frac{b}{a} \right)^{\frac{b}{a-b}} - \left(\frac{b}{a} \right)^{\frac{a}{a-b}} \right) > 0.$$

We now make the ansatz $v(t, q) = u(t, \mathcal{Q})$. We derive the following PDE

$$0 = \partial_t u(t, \mathcal{Q}) + u(t, \mathcal{Q}) \frac{\gamma\eta^2}{\gamma + \eta} \frac{\sigma^2}{2} \mathcal{Q}^2 - u(t, \mathcal{Q}) \sum_{i=a,b} \sum_{(k,\tau) \in \mathcal{K} \times \mathcal{T}} \tilde{C}^{k,\tau} \left(\frac{u(t, \mathcal{Q})}{u(t, \mathcal{Q} - \Delta^{k,\tau} \phi(i))} \right)^{\frac{C}{\sigma\eta(1-\omega)}} \mathbf{1}_{\phi(i) \mathcal{Q} > -\bar{q}}, \quad (\text{A.6})$$

with terminal condition $u(T, \mathcal{Q}) = -1$.

Using the classical change of variable $\tilde{u} := (-u)^{-\frac{C}{\sigma\eta(1-\omega)}}$, PDE (A.6) becomes

$$0 = \partial_t \tilde{u}(t, \mathcal{Q}) - \tilde{u}(t, \mathcal{Q}) \frac{C\gamma\eta}{\gamma + \eta} \frac{\sigma}{2(1-\omega)} \mathcal{Q}^2 + \sum_{i=a,b} \sum_{(k,\tau) \in \mathcal{K} \times \mathcal{T}} \hat{C}^{k,\tau} \tilde{u}(t, \mathcal{Q} - \Delta^{k,\tau} \phi(i)) \mathbf{1}_{\phi(i) \mathcal{Q} > -\bar{q}}, \quad (\text{A.7})$$

where $\hat{C}^{k,\tau} := \tilde{C}^{k,\tau} \frac{C}{\sigma\eta(1-\omega)}$. Eventually Cauchy-Lipschitz theorem provides existence and uniqueness of a bounded solution to (A.7) and so to (A.5).

For the verification argument, we first introduce a technical lemma.

Lemma A.3. *Let $Z \in \mathcal{Z}$, $\xi = Y_T^{Y_0, Z}$. We define*

$$K_t^Z := \exp \left(-\eta \left(\sum_{i=a,b} \sum_{(k,\tau) \in \mathcal{K} \times \mathcal{T}} c^{k,\tau} N_t^{k,\tau,i} - \int_0^t \omega \left(\Delta^i(Z_s^{k,\tau,i}) - \delta_\infty^{k,\tau} \right) dN_s^{k,\tau,i} - Y_t^{Y_0, Z} \right) \right), \quad t \in [0, T].$$

There exists $\epsilon > 0$ such that

$$\sup_{t \in [0, T]} \mathbb{E}^{\hat{\delta}(Z)} \left[|K_t^Z|^{1+\epsilon} \right] < +\infty,$$

where $\hat{\delta}(Z)$ is defined in Theorem 3.4.

The proof is borrowed from [4]. We now verify that the unique solution v of Equation (A.3) coincides at any point $(0, Q_0)$ with the value v_0^E of the reduced problem (3.12). We also prove that in (3.12), the maximum is achieved for feedback controls issued from (3.13).

Using Itô's formula we get

$$\begin{aligned} d[v(t, Q_t)K_t^Z] &= K_t^Z \left[\left(h_E(t, Q_{t-}, S_t, Z_t, v(t, \cdot)) - \mathcal{H}_E(t, Q_{t-}, v(t, \cdot)) \right) dt \right. \\ &\quad + v(t, Q_{t-}) \eta \sum_{k=1}^{\mathcal{K}} \sum_{\tau=1}^{\mathcal{T}} Z_t^{C^{k,\tau}} dC_t^{k,\tau} \\ &\quad \left. + \sum_{i=a,b} \sum_{k=1}^{\mathcal{K}} \sum_{\tau=1}^{\mathcal{T}} \left(e^{-\eta(c^{k,\tau} - Z_t^{k,\tau,i})} v(t, Q_{t-}^{k,\tau} - \phi(i)) - v(t, Q_{t-}) \right) dN_t^{\delta(Z),k,\tau,i} \right]. \end{aligned}$$

The process K^Z is uniformly integrable on $[0, T]$ according to (A.2), Hölder inequality and the boundedness of the intensity of the processes $N^{k,\tau,i}$. Moreover v being uniformly bounded as a consequence of the Cauchy-Lipschitz theorem, the process $(v(t, Q_t)K_t^Z)_{t \in [0, T]}$ is a $\mathbb{P}^{\delta(Z)}$ supermartingale and the local martingale term in the above equation is a true martingale. Hence

$$v(0, Q_0) \geq \mathbb{E}^{\delta(Z)}[v(T, Q_T)K_T^Z] = -\mathbb{E}^{\delta(Z)}[K_T^Z]. \quad (\text{A.8})$$

Since $Z \in \mathcal{Z}$ is arbitrary, we get

$$v(0, Q_0) \geq \sup_{Z \in \mathcal{Z}} -\mathbb{E}^{\delta(Z)}[K_T^Z] = v_0^E.$$

The feedback form of Z , issued from (3.13), being bounded according to Equation (A.4), it is admissible. Considering the process Z^* , we get an equality instead of an inequality in the above equation.

For consistency we now check that there does exist some constant δ_∞ such that (A.4) is satisfied. In the same vein as in Step 2 of the proof of Theorem 3.4, we can show that for any t and q , $v(t, q)$ is negative. Because of the compactness of the domain of v , the function is uniformly negative: we can find ε such that $v < -\varepsilon$ on $[0, T] \times \mathcal{D}$. Consequently $\log\left(\frac{v(t, q)}{v(t, q^{k,\tau} \ominus_{k,\tau} \phi(i))}\right)$ is uniformly bounded in i, k, τ, t and q . Thus we can always choose a δ_∞ satisfying (A.4).

References

- [1] B. Baldacci, D. Possamai, and M. Rosenbaum. Optimal make take fees in a multi market maker environment. *arXiv preprint arXiv:1907.11053*, 2019.
- [2] E. Budish, P. Cramton, and J. Shim. The high-frequency trading arms race: Frequent batch auctions as a market design response. *The Quarterly Journal of Economics*, 130(4):1547–1621, 2015.
- [3] K. Dayri and M. Rosenbaum. Large tick assets: implicit spread and optimal tick size. *Market Microstructure and Liquidity*, 7(4), 2016.

- [4] O. El Euch, T. Mastrolia, M. Rosenbaum, and N. Touzi. Optimal make–take fees for market making regulation. *arXiv preprint arXiv:1805.02741*, 2018.
- [5] S. Graf and H. Luschgy. *Foundations of quantization for probability distributions*. Springer, 2007.
- [6] P. Jusselin, T. Mastrolia, and M. Rosenbaum. Optimal auction duration: A price formation viewpoint. *Available at SSRN 3399151*, 2019.
- [7] J. Kalagnanam and D. C. Parkes. Auctions, bidding and exchange design. In *Handbook of Quantitative Supply Chain Analysis*, pages 143–212. Springer, 2004.
- [8] S. Laruelle and C.-A. Lehalle. *Market microstructure in practice*. World Scientific, 2018.
- [9] A. Madhavan, M. Richardson, and M. Roomans. Why do security prices change? a transaction-level analysis of nyse stocks. *The Review of Financial Studies*, 10(4):1035–1064, 1997.
- [10] S. Mayhew and V. Mihov. How do exchanges select stocks for option listing? *The Journal of Finance*, 59(1):447–471, 2004.
- [11] G. Pagès, H. Pham, and J. Printems. Optimal quantization methods and applications to numerical problems in finance. In *Handbook of computational and numerical methods in finance*, pages 253–297. Springer, 2004.
- [12] A. Sokol. Optimal Novikov-type criteria for local martingales with jumps. *Electronic Communications in Probability*, 18, 2013.
- [13] M. Wyart, J.-P. Bouchaud, J. Kockelkoren, M. Potters, and M. Vettorazzo. Relation between bid–ask spread, impact and volatility in order-driven markets. *Quantitative Finance*, 8(1):41–57, 2008.