

Don't Panic! Better, Fewer, Syntax Errors for LR Parsers

Lukas Diekmann

Software Development Team, King's College London, United Kingdom

<https://lukasdiekmann.com/>

lukas.diekmann@gmail.com

Laurence Tratt 

Software Development Team, King's College London, United Kingdom

<https://tratt.net/laurie/>

laurie@tratt.net

Abstract

Syntax errors are generally easy to fix for humans, but not for parsers in general nor LR parsers in particular. Traditional ‘panic mode’ error recovery, though easy to implement and applicable to any grammar, often leads to a cascading chain of errors that drown out the original. More advanced error recovery techniques suffer less from this problem but have seen little practical use because their typical performance was seen as poor, their worst case unbounded, and the repairs they reported arbitrary. In this paper we introduce the *CPCT⁺* algorithm, and an implementation of that algorithm, that address these issues. First, *CPCT⁺* reports the complete set of minimum cost repair sequences for a given location, allowing programmers to select the one that best fits their intention. Second, on a corpus of 200,000 real-world syntactically invalid Java programs, *CPCT⁺* is able to repair $98.37\% \pm 0.017\%$ of files within a timeout of 0.5s. Finally, *CPCT⁺* uses the complete set of minimum cost repair sequences to reduce the cascading error problem, where incorrect error recovery causes further spurious syntax errors to be identified. Across the test corpus, *CPCT⁺* reports $435,812 \pm 473$ error locations to the user, reducing the cascading error problem substantially relative to the $981,628 \pm 0$ error locations reported by panic mode.

2012 ACM Subject Classification Theory of computation → Parsing; Software and its engineering → Compilers

Keywords and phrases Parsing, error recovery, programming languages

Digital Object Identifier 10.4230/LIPIcs.ECOOP.2020.6

Related Version Updates will be made available at <https://arxiv.org/abs/1804.07133>

1 Introduction

Programming is a humbling job which requires acknowledging that we will make untold errors in our quest to perfect a program. Most troubling are semantic errors, where we intended the program to do one thing, but it does another. Less troubling, but often no less irritating, are syntax errors, which are generally minor deviances from the exacting syntax required by a compiler. So common are syntax errors that parsers in modern compilers are designed to cope with us making several: rather than stop on the first syntax error, they attempt to *recover* from it. This allows them to report, and us to fix, all our syntax errors in one go.

When error recovery works well, it is a useful productivity gain. Unfortunately, most current error recovery approaches are simplistic. The most common grammar-neutral approach to error recovery are those algorithms described as ‘panic mode’ (e.g. [13, p. 348]) which skip input until the parser finds something it is able to parse. A more grammar-specific variation of this idea is to skip input until a pre-determined synchronisation token (e.g. ‘;’ in Java) is reached [8, p. 3], or to try inserting a single synchronisation token. Such strategies are often unsuccessful, leading to a cascade of spurious syntax errors (see Figure 1 for an



© Lukas Diekmann and Laurence Tratt;

licensed under Creative Commons License CC-BY

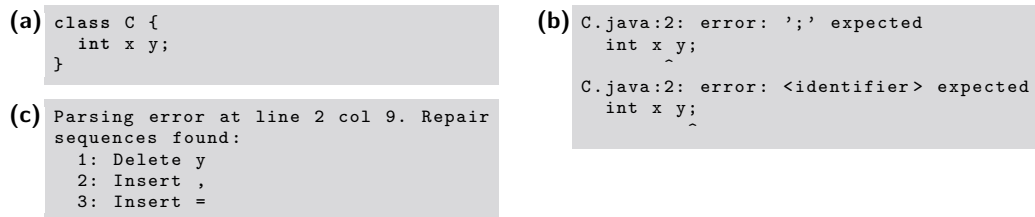
34th European Conference on Object-Oriented Programming (ECOOP 2020).

Editors: Robert Hirschfeld and Tobias Pape; Article No. 6; pp. 6:1–6:32

Leibniz International Proceedings in Informatics



Schloss Dagstuhl – Leibniz-Zentrum für Informatik, Dagstuhl Publishing, Germany



■ **Figure 1** An example of a simple, common Java syntax error (a) and the problems traditional error recovery has in dealing with it. `javac` (b) spots the error when it encounters ‘y’. Its error recovery algorithm then repairs the input by inserting a semicolon before ‘y’ (i.e. making the input equivalent to ‘`int x; y;`’). This then causes a spurious parsing error, since ‘y’ on its own is not a valid statement. The *CPCT⁺* error recovery algorithm we introduce in this paper produces the output shown in (c): after spotting an error when parsing encounters ‘y’, it uses the Java grammar to find the complete set of minimum cost repair sequences (unlike previous approaches which non-deterministically find one minimum cost repair sequence). In this case three repair sequences are reported to the user: one can delete ‘y’ entirely (‘`int x;`’), or insert a comma (‘`int x, y;`’), or insert an equals sign (‘`int x = y;`’).

example). Programmers quickly learn that only the location of the first error in a file – not the reported repair, nor the location of subsequent errors – can be relied upon to be accurate.

It is possible to hand-craft error recovery algorithms for a specific language. These generally allow better recovery from errors, but are challenging to create. For example, the Java error recovery approach in the Eclipse IDE is 5KLoC long, making it only slightly smaller than a modern version of Berkeley Yacc — a complete parsing system! Unsurprisingly, few real-world parsers contain effective hand-written error recovery algorithms.

Most of us are so used to these trade-offs (cheap generic algorithms and poor recovery vs. expensive hand-written algorithms and reasonable recovery) that we assume them to be inevitable. However, there is a long line of work on more advanced generic error recovery algorithms. Probably the earliest such algorithm is Aho and Peterson [1], which, upon encountering an error, creates on-the-fly an alternative (possibly ambiguous) grammar which allows the parser to recover. This algorithm has fallen out of favour in programming language circles, probably because of its implementation complexity and the difficulty of explaining to users what recovery has been used. A simpler family of algorithms, which trace their roots to Fischer *et al.* [11], instead try to find a single minimum cost *repair sequence* of token insertions and deletions which allow the parser to recover. Algorithms in this family are much better at recovering from errors than naive approaches and can communicate the repairs they find in a way that humans can easily replicate. However, such algorithms have seen little practical use because their typical performance is seen as poor and their worst case unbounded [17, p. 14]. We add a further complaint: such approaches only report a single repair sequence to users. In general – and especially in syntactically rich languages – there are multiple reasonable repair sequences for a given error location, and the algorithm has no way of knowing which best matches the user’s intentions.

In this paper we introduce a new error recovery algorithm in the Fischer *et al.* family, *CPCT⁺*. This takes the approach of Corchuelo *et al.* [5] as a base, corrects it, expands it, and optimises its implementation. *CPCT⁺* is simple to implement (under 500 lines of Rust code), is able to repair nearly all errors in reasonable time, reports the complete set of minimum cost repair sequences to users, and does so in less time than Corchuelo *et al.*

We validate *CPCT⁺* on a corpus of 200,000 real, syntactically incorrect, Java programs (Section 6). *CPCT⁺* is able to recover $98.37\% \pm 0.017\%$ of files within a 0.5s timeout and does

so while reporting fewer than half the error locations as a traditional panic mode algorithm: in other words, $CPCT^+$ substantially reduces the cascading error problem. We also show – for, as far as we know, the first time – that advanced error recovery can be naturally added to a Yacc-esque system, allowing users to make fine-grained decisions about what to do when error recovery has been applied to an input (Section 7). We believe that this shows that algorithms such as $CPCT^+$ are ready for wider usage, either on their own, or as part of a multi-phase recovery system.

1.1 Defining the problem

Formally speaking, we first test the following hypothesis:

H1 The complete set of minimum cost repair sequences can be found in acceptable time.

The only work we are aware of with a similar concept of ‘acceptable time’ is [6], who define it as the total time spent in error recovery per file, with a threshold of 1s. We use that definition with one change: Since many compilers are able to fully execute in less than 1s, we felt that a tighter threshold is more appropriate: we use 0.5s since we think that even the most demanding users will tolerate such a delay. We strongly validate this hypothesis.

The complete set of minimum cost repair sequences makes it more likely that the programmer will see a repair sequence that matches their original intention (see Figure 1 for an example; Appendix A contains further examples in Java, Lua, and PHP). It also opens up a new opportunity. Previous error recovery algorithms find a single repair sequence, apply that to the input, and then continue parsing. While that repair sequence may have been a reasonable local choice, it may cause cascading errors later. Since we have the complete set of minimum cost repair sequences available, we can select from that set a repair sequence which causes fewer cascading errors. We thus rank repair sequences by how far they allow parsing to continue successfully (up to a threshold — parsing the whole file would, in general, be too costly), and choose from the subset that gets furthest (note that the time required to do this is included in the 0.5s timeout). We thus also test a second hypothesis:

H2 Ranking the complete set of minimum cost repair sequences by how far they allow parsing to continue locally reduces the global cascading error problem.

We also strongly validate this hypothesis. We do this by comparing ‘normal’ $CPCT^+$ with a simple variant $CPCT_{rev}^+$ which reverses the ranking process, always selecting from amongst the worst performing minimum cost repair sequence. $CPCT_{rev}^+$ models the worst case of previous approaches in the Fischer *et al.* family, which non-deterministically select a single minimum cost repair sequence. $CPCT_{rev}^+$ leads to $31.93\% \pm 0.289\%$ more errors being reported (i.e. it substantially worsens the cascading error problem).

This paper is structured as follows. We describe the Corchuelo *et al.* algorithm (Section 4), filling in missing details from the original description and correcting its definition. We then expand the algorithm into $CPCT^+$ (Section 5). Finally, we validate $CPCT^+$ on a corpus of 200,000 real, syntactically incorrect, Java programs comparing it to implementations of panic mode and Corchuelo *et al.* (Section 6). To emphasise that our algorithms are grammar-neutral, we show examples of error recovery on different grammars in Appendix A.

2 Background

We assume a high-level understanding of the mechanics of parsing in this paper, but in this section we provide a handful of definitions, and a brief refresher of relevant low-level details,

needed to understand the rest of this paper. Although the parsing tool we created for this paper is written in Rust, we appreciate that this is still an unfamiliar language to many readers: algorithms are therefore given in Python which, we hope, is familiar to most.

Although there are many flavours of parsing, the Fischer *et al.* family of error recovery algorithms are designed to be used with LR(k) parsers [16]. LR parsing remains one of the most widely used parsing approaches due to the ubiquity of Yacc [14] and its descendants (which include the Rust parsing tool we created for this paper). We use Yacc syntax throughout this paper so that examples can easily be tested in Yacc-compatible parsing tools.

Yacc-like tools take in a Context-Free Grammar (CFG) and produce a parser from it. The CFG has one or more *rules*; each rule has a name and one or more *productions* (often called ‘alternatives’); each production contains one or more *symbols*; and a symbol references either a *token type* or a grammar rule. One rule is designated the *start rule*. The resulting parser takes as input a stream of tokens, each of which has a *type* (e.g. INT) and a *value* (e.g. 123) – we assume the existence of a Lex-like tool which can split a string into a stream of tokens. Strictly speaking, parsing is the act of determining whether a stream of tokens is correct with respect to the underlying grammar. Since this is rarely useful on its own, Yacc-like tools allow grammars to specify ‘semantic actions’ which are executed when a production in the grammar is successfully matched. Except where stated otherwise, we assume that the semantic actions build a *parse tree*, ordering the tokens into a tree of nonterminal nodes (which can have children) and terminal nodes (which cannot have children).

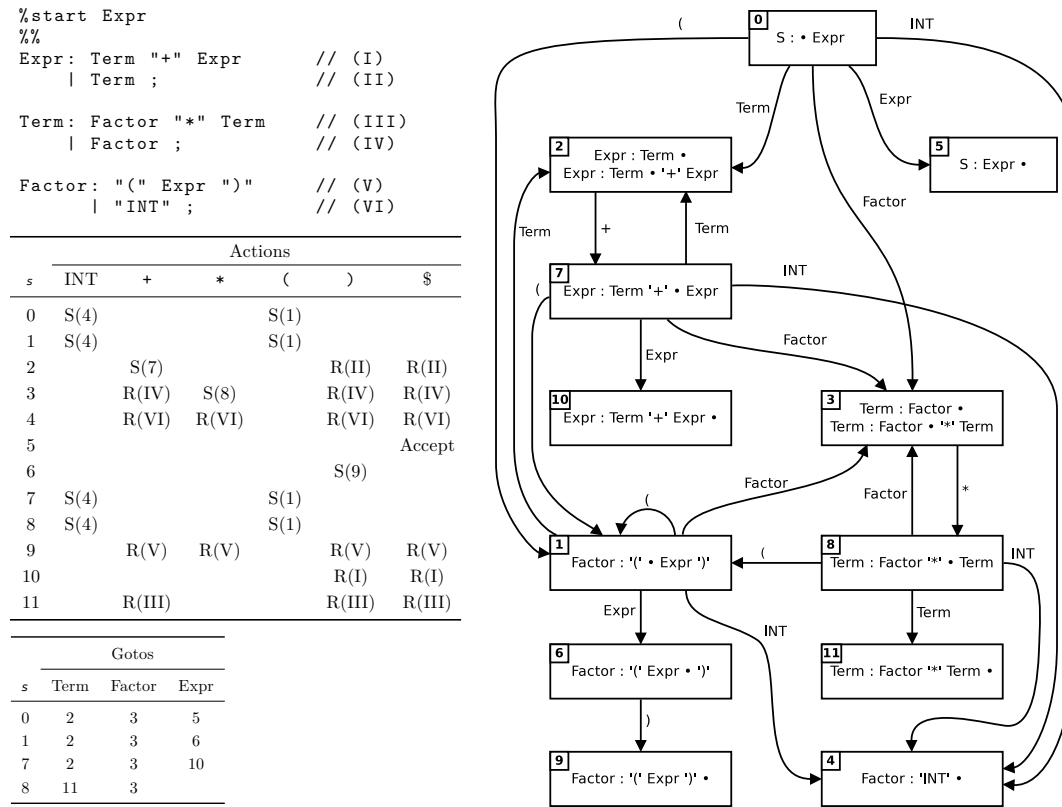
The CFG is first transformed into a *stategraph*, a statemachine where each node contains one or more *items* (describing the valid parse states at that point) and edges are labelled with terminals or nonterminals. Since even on a modern machine, a canonical (i.e. unmerged) LR stategraph can take several seconds to build, and a surprising amount of memory to store, we use the algorithm of [21] to merge together compatible states¹. The effect of this is significant, reducing the Java grammar we use later from 8908 to 1148 states. The stategraph is then transformed into a *statetable* with one row per state. Each row has a possibly empty *action* (shift, reduce, or accept) for each terminal and a possibly empty *goto state* for each nonterminal. Figure 2 shows an example grammar, its stategraph, and statetable.

The statetable allows us to define a simple, efficient, parsing process. We first define two functions relative to the statetable: $\text{action}(s, t)$ returns the action for the state s and token t or *error* if no such action exists; and $\text{goto}(s, N)$ returns the goto state for the state s and the nonterminal N or *error* if no such goto state exists. We then define a reduction relation \rightarrow_{LR} for $(\text{parsing stack}, \text{token list})$ pairs with two reduction rules as shown in Figure 3. A full LR parse $\rightarrow_{\text{LR}}^*$ repeatedly applies the two \rightarrow_{LR} rules until neither applies, which means that $\text{action}(s_n, t_0)$ is either: *accept* (i.e. the input has been fully parsed); or *error* (i.e. an error has been detected at the terminal t_0). A full parse takes a starting pair of $([0], [t_0 \dots t_n, \$])$, where state 0 is expected to represent the entry point into the stategraph, $t_0 \dots t_n$ is the sequence of input tokens, and ‘\$’ is the special End-Of-File (EOF) token.

3 Panic mode

Error recovery algorithms are invoked by a parser when it has yet to finish but there is no apparent way to continue parsing (i.e. when $\text{action}(s_n, t_0) = \text{error}$). Error recovery algorithms

¹ [21] can over-merge states when conflicts occur [9, p. 3] (i.e. when Yacc uses precedence rules to turn an ambiguous grammar into an unambiguous LR parser). Since our error recovery approach operates purely on the statetable, it should work correctly with other merging approaches such as that of [9].



■ **Figure 2** An example grammar (top left), its corresponding stategraph (right), and statetable (split into separate action and goto tables; bottom left). Productions in the grammar are labelled (I) to (VI). In the stategraph: $S(x)$ means ‘shift to state x ’; $R(x)$ means ‘reduce production x from the grammar’ (e.g. $action(3, '+')$ returns $R(IV)$ which references the production ‘**Term**: **Factor**;’). Each item within a state $[N: \alpha \bullet \beta]$ references one of rule N ’s productions; α and β each represent zero or more symbols; with the *dot* (\bullet) representing how much of the production must have been matched (α) if parsing has reached that state, and how much remains (β).

are thus called with a parsing stack and a sequence of remaining input (which we represent as a list of tokens): they can modify either or both of the parsing stack and the input in their quest to get parsing back on track. The differences between algorithms are thus in what modifications they can carry out (e.g. altering the parse stack; deleting input; inserting input), and how they carry such modifications out.

The simplest grammar-neutral error recovery algorithms are widely called ‘panic mode’ algorithms (the origin of this family of algorithms seems lost in time). While there are several members of this family for LL parsing, there is only one fundamental way of creating a grammar-neutral panic mode algorithm for LR parsing. We take our formulation from Holub [13, p. 348]². The algorithm works by popping elements off the parsing stack to see if an earlier part of the stack is able to parse the next input symbol. If no element in the stack is capable of parsing the next input symbol, the next input symbol is skipped, the stack

² Note that step 2 in Holub causes valid repairs to be missed: while it is safe to ignore the top element of the parsing stack on the first iteration of the algorithm, as soon as one token is skipped, one must check all elements of the parsing stack. Our description simply drops step 2 entirely.

$$\frac{\text{action}(s_n, t_0) = \text{shift } s'}{([s_0 \dots s_n], [t_0 \dots t_n]) \rightarrow_{\text{LR}} ([s_0 \dots s_n, s'], [t_1 \dots t_n])} \text{ LR SHIFT}$$

$$\frac{(\text{action}(s_n, t_0) = \text{reduce } N: \alpha) \wedge (\text{goto}(s_{n-|\alpha|}, N) = s')}{([s_0 \dots s_n], [t_0 \dots t_n]) \rightarrow_{\text{LR}} ([s_0 \dots s_{n-|\alpha|}, s'], [t_0 \dots t_n])} \text{ LR REDUCE}$$

■ **Figure 3** Reduction rules for \rightarrow_{LR} , which operate on *(parsing stack, token list)* pairs. LR SHIFT advances the input by one token and grows the parsing stack, while LR REDUCE unwinds (‘reduces’) the parsing stack when a production is complete before moving to a new (‘goto’) state.

```

1 def holub(pstack, toks):
2     while len(toks) > 0:
3         npstack = pstack.copy()
4         while len(npstack) > 0:
5             if action(npstack[-1], toks[0]) != error:
6                 return (npstack, toks)
7             npstack.pop()
8             del toks[0]
9     return None

```

■ **Figure 4** Our version of the Holub [13] algorithm. This panic mode algorithm takes in a *(parsing stack, token list)* pair and returns: a *(parsing stack, token list)* pair if it managed to recover; or `None` if it failed to recover. The algorithm tries to find an element in the stack that has a non-error action for the next token in the input (lines 4–7). If it fails to find such an element, the input is advanced by one element (line 8) and the stack restored (line 3).

restored, and the process repeated. At worst, this algorithm guarantees to find a match at the EOF token. Figure 4 shows a more formal version of this algorithm.

The advantage of this algorithm is its simplicity and speed. For example, consider the grammar from Figure 2 and the input ‘2 + + 3’. The parser encounters an error on the second ‘+’ token, leaving it with a parsing stack of [0, 2, 7] and the input ‘+ 3’ remaining. The error recovery algorithm now starts. It first tries `action(7, ‘+’)` which (by definition, since it is the place the parser encountered an error) returns `error`; it then pops the top element from the parsing stack and tries `action(2, ‘+’)`, which returns `shift`. This is enough for the error recovery algorithm to complete, and parsing resumes with a stack [0, 2].

The fundamental problem with error recovery can be seen from the above example: by popping from the parsing stack, it implicitly deletes input from before the error location (in this case the first ‘+’) in order to find a way of parsing input after the error location. This often leads to panic mode throwing away huge portions of the input in its quest to find a repair. Not only can the resulting recovery appear as a *Deus ex machina*, but the more input that is skipped, the more likely that a cascade of further parsing errors ensues (as we will see later in Section 6.2).

4 Corchuelo *et al.*

There have been many attempts to create better LR error recovery algorithms than panic mode. Most numerous are those error recovery algorithms in what we call the Fischer *et al.* family. Indeed, there are far too many members of this family of algorithms to cover in one paper. We therefore start with one of the most recent – Corchuelo *et al.* [5]. We first explain the original algorithm (Section 4.1), although we use different notation than the original, fill in several missing details, and provide a more formal definition. We then make two correctness fixes to ensure that the algorithm always finds minimum cost repair sequences (Section 4.2). Since the original gives few details as to how the algorithm might best be implemented, we then explain our approach to making a fast implementation (Section 4.3).

$$\begin{array}{c}
\frac{\text{action}(s_n, t) \neq \text{error} \wedge t \neq \$ \wedge ([s_0 \dots s_n], [t, t_0 \dots t_n]) \rightarrow_{\text{LR}}^* ([s'_0 \dots s'_m], [t_0 \dots t_n])}{([s_0 \dots s_n], [t_0 \dots t_n]) \rightarrow_{\text{CR}} ([s'_0 \dots s'_m], [t_0 \dots t_n], [\text{insert } t])} \text{ CR INSERT} \\
\\
\frac{t_0 \neq \$}{([s_0 \dots s_n], [t_0, t_1 \dots t_n]) \rightarrow_{\text{CR}} ([s_0 \dots s_n], [t_1 \dots t_n], [\text{delete}])} \text{ CR DELETE} \\
\\
\frac{([s_0 \dots s_n], [t_0 \dots t_n]) \rightarrow_{\text{LR}}^* ([s'_0 \dots s'_m], [t_j \dots t_n]) \wedge 0 < j \leq N_{\text{shifts}}}{j = N_{\text{shifts}} \vee \text{action}(s'_m, t_j) \in \{\text{accept}, \text{error}\}} \text{ CR SHIFT 1} \\
\frac{([s_0 \dots s_n], [t_0 \dots t_n]) \rightarrow_{\text{CR}} ([s'_0 \dots s'_m], [t_j \dots t_n], \underbrace{[\text{shift} \dots \text{shift}]_j})}{([s_0 \dots s_n], [t_0 \dots t_n]) \rightarrow_{\text{CR}} ([s'_0 \dots s'_m], [t_j \dots t_n], \underbrace{[\text{shift} \dots \text{shift}]_j})} \text{ CR SHIFT 1}
\end{array}$$

■ **Figure 5** The repair-creating reduction rules for Corchuelo *et al.*. CR INSERT finds all terminals reachable from the current state and creates insert repairs for them (other than the EOF token ‘\$’). CR DELETE creates deletion repairs if user defined input remains. CR SHIFT 1 parses at least 1 and at most N_{shifts} tokens; if it reaches an accept or error state, or parses exactly N_{shifts} tokens, then a shift repair per token shifted is created.

4.1 The original algorithm

Intuitively, the Corchuelo *et al.* algorithm starts at the error state and tries to find a minimum cost repair sequence consisting of: *insert T* (‘insert a token of type T’), *delete* (‘delete the token at the current offset’), or *shift* (‘parse the token at the current offset’). The algorithm completes: successfully if it reaches an accept state or shifts ‘enough’ tokens (N_{shifts} , set at 3 in Corchuelo *et al.*); or unsuccessfully if a repair sequence contains too many delete or insert repairs (set at 3 and 4 respectively in Corchuelo *et al.*) or spans ‘too much’ input (N_{total} , set at 10 in Corchuelo *et al.*). Repair sequences are reported back to users with trailing *shift* repairs pruned i.e. $[\text{insert } x, \text{shift } y, \text{delete } z, \text{shift } a, \text{shift } b, \text{shift } c]$ is reported as $[\text{insert } x, \text{shift } y, \text{delete } z]$.

In order to find repair sequences, the algorithm keeps a breadth-first queue of *configurations*, each of which represents a different search state; configurations are queried for their neighbours which are put into the queue; and the search terminates when a successful configuration is found. The cost of a configuration is the sum of the repair costs in its repair sequence. By definition, a configuration’s neighbours have the same, or greater, cost to it.

As with the original, we explain the approach in two parts. First is a new reduction relation \rightarrow_{CR} which defines a configuration’s neighbours (Figure 5). Second is an algorithm which makes use of the \rightarrow_{CR} relation to generate neighbours, and determines when a successful configuration has been found or if error recovery has failed (Figure 6). As well as several changes for clarity, the biggest difference is that Figure 6 captures semi-formally what Corchuelo *et al.* explain in prose (spread amongst several topics over several pages): perhaps inevitably we have had to fill in several missing details. For example, Corchuelo *et al.* do not define what the cost of repairs is: for simplicities sake, we define the cost of *insert* and *delete* as 1, and *shift* as 0.³

4.2 Ensuring that minimum cost repair sequences aren’t missed

CR SHIFT 1 (see Figure 5) has two flaws which prevent it from generating all possible minimum cost repair sequences.

³ It is trivial to extend this to variable token costs if desired, and our implementation supports this. However, it is unclear whether non-uniform token costs are useful in practise [4, p.96].


```

1 def corchueloetal(pstack, toks):
2     todo = [(psstack, toks, [])]
3     cur_cst = 0
4     while cur_cst < len(todo):
5         if len(todo[cur_cst]) == 0:
6             cur_cst += 1
7             continue
8         n = todo[cur_cst].pop()
9         if action(n[0][-1], n[1][0]) == accept \
10            or ends_in_N_shifts(n[2]):
11             return n
12         elif len(n[1]) - len(toks) == N_total:
13             continue
14         for nbr in all_cr_star(n[0], n[1]):
15             if len(n[2]) > 0 and n[2][-1] == delete \
16                and nbr[2][-1] == insert:
17                 continue
18             cst = cur_cst + rprs_cst(nbr[2])
19             for _ in range(len(todo), cst):
20                 todo.push([])
21             todo[cst].append((nbr[0], nbr[1], \
22                             n[2] + nbr[2]))
23     return None
24
25 def rprs_cst(rprs):
26     c = 0
27     for r in rprs:
28         if r == shift: continue
29         c += 1
30     return c
31
32 def all_cr_star(pstack, toks):
33     # Exhaustively apply the  $\rightarrow_{CR}$  relation to
34     # (psstack, toks) and return the resulting
35     # list of (psstack, toks, repair) triples.

```

■ **Figure 6** Our version of the Corchuelo *et al.* algorithm. The main function `corchueloetal` takes in a (*parsing stack*, *token list*) pair and returns: a (*parsing stack*, *token list*, *repair sequence*) triple where *repair sequence* is guaranteed to be a minimum cost repair sequence; or `None` if it failed to find a repair sequence.

The algorithm maintains a todo list of lists: the first sub-list contains configurations of cost 0, the second sub-list configurations of cost 1, and so on. The todo list is initialised with the error parsing stack, remaining tokens, and an empty repair sequence (line 2). If there are todo items left, a lowest cost configuration n is picked (lines 4–8). If n represents an accept state (line 9) or if the last N_{shifts} repairs are shifts (line 10), then n represents a minimum cost repair sequence and the algorithm terminates successfully (line 11). If n has already consumed N_{total} tokens, then it is discarded (lines 12, 13). Otherwise, n 's neighbours are gathered using the \rightarrow_{CR} relation (lines 14, 32–35). To avoid duplicate repairs, *delete* repairs never follow *insert* repairs (lines 15–17). Each neighbour has its repairs costed (line 18) and is then assigned to the correct todo sub-list (lines 21–22).

The `rprs_cst` function returns the cost of a repair sequence. Inserts and deletes cost 1, shifts 0.

First, CR SHIFT 1 always consumes input, missing intermediate configurations (including *accept* states!) that only require reductions/gotos to be performed. CR SHIFT 2 in Figure 7 shows the two-phase fix which addresses this problem. We first change the condition $0 < j \leq N_{shifts}$ to $0 \leq j \leq N_{shifts}$ so that the parser can make progress without consuming input. However, this opens the possibility of an infinite loop, so we then add a condition that if no input is consumed, the parsing stack must have changed. In other words, we require progress to be made, whether or not that progress involved consuming input.

Second, CR SHIFT 1 and CR SHIFT 2 generate multiple shifts at a time. This causes them to skip intermediate configurations from which minimum cost repair sequences may be found. The solution⁴ is simple: at most one shift can be generated at any one time. CR SHIFT 3 in Figure 7 (as well as incorporating the fix from CR SHIFT 2) generates at most one shift repair at a time. Relative to CR SHIFT 1, it is simpler, though it also inevitably slows down the search, as more configurations are generated.

The problems with CR SHIFT 1, in particular, can be severe. Figure 8 shows an example input where CR SHIFT 1 is unable to find any repair sequences, CR SHIFT 2 some, and CR SHIFT 3 all minimum cost repair sequences.

⁴ The problem, and the basis of a fix, derive from [15, p. 12], though their suggestion suffers from the same problem as CR SHIFT 1.

$$\begin{array}{c}
\frac{([s_0 \dots s_n], [t_0 \dots t_n]) \rightarrow_{LR}^* ([s'_0 \dots s'_m], [t_j \dots t_n]) \wedge 0 \leq j \leq N_{shifts} \\
(j = 0 \wedge [s_0 \dots s_n] \neq [s'_0 \dots s'_m]) \vee j = N_{shifts} \vee \text{action}(s'_m, t_j) \in \{\text{accept}, \text{error}\}}{([s_0 \dots s_n], [t_0 \dots t_n]) \rightarrow_{CR} ([s'_0 \dots s'_m], [t_j \dots t_n], \underbrace{[shift \dots shift]}_j)} \quad \text{CR SHIFT 2}
\end{array}$$

$$\begin{array}{c}
\frac{([s_0 \dots s_n], [t_0 \dots t_n]) \rightarrow_{LR}^* ([s'_0 \dots s'_m], [t_j \dots t_n]) \wedge 0 \leq j \leq 1 \\
(j = 0 \wedge [s_0 \dots s_n] \neq [s'_0 \dots s'_m] \wedge R = []) \vee (j = 1 \wedge R = [shift])}{([s_0 \dots s_n], [t_0 \dots t_n]) \rightarrow_{CR} ([s'_0 \dots s'_m], [t_j \dots t_n], R)} \quad \text{CR SHIFT 3}
\end{array}$$

■ **Figure 7** CR SHIFT 1 always consumes input, when sometimes performing one or more reduction/gotos without consuming input would be better. CR SHIFT 2 addresses this issue. Both CR SHIFT 1 and CR SHIFT 2 generate multiple shift repairs in one go, which causes them to skip ‘intermediate’ (and sometimes important) configurations. CR SHIFT 3 generates at most one shift, exploring all intermediate configurations.

(a) Delete 3, Delete + Delete 3, Shift +, Insert Int Insert +, Shift 3, Shift +, Insert Int Insert *, Shift 3, Shift +, Insert Int	(b) Insert *, Shift 3, Delete + Insert +, Shift 3, Delete +
---	--

■ **Figure 8** Given the input ‘2 3 +’ and the grammar from Figure 2, CR SHIFT 1 is unable to find any repair sequences because it does not perform the reductions/gotos necessary after the final *insert* or *delete* repairs to reach an accept state. (a) CR SHIFT 2 can find 4 minimum cost repair sequences. (b) CR SHIFT 3 can find a further 2 minimum cost repair sequences on top those found by CR SHIFT 2 (i.e. 6 in total).

4.3 Implementation considerations

The definitions we have given thus far do not obviously lead to an efficient implementation and Corchuelo *et al.* give few useful hints. We found that two techniques were both effective at improving performance while being simple to implement.

First, Corchuelo *et al.* suggest using a breadth-first search but give no further details. It was clear to us that the most natural way to model the search is as an instance of Dijkstra’s algorithm. However, rather than use a general queue data-structure (probably based on a tree) to discover which element to search next, we use a similar queue data-structure to [4, p. 25]. This consists of one sub-list per cost (i.e. the first sub-list contains configurations of cost 0, the second sub-list configurations of cost 1 and so on). Since we always know what cost we are currently investigating, finding the next todo element requires only a single **pop** (line 8 of Figure 6). Similarly, adding elements requires only an **append** to the relevant sub-list (lines 18, 21, 22). This data-structure is a good fit because costs in our setting are always small (double digits is unusual for real-world grammars) and each neighbour generated from a configuration with cost c has a cost $\geq c$.

Second, since error recovery frequently adjusts and resets parsing stacks and repair sequences, during error recovery we do not represent these as lists (as is the case during normal parsing). We found that lists consume noticeably more memory, and are slightly less efficient, than using parent pointer trees (often called ‘cactuses’). Every node in such a tree has a reference to a single parent (or **null** for the root node) but no references to child nodes. Since our implementation is written in Rust – a language without garbage collection – nodes are reference counted (i.e. a parent is only freed when it is not in a todo list and no children point to it). When the error recovery algorithm starts, it converts the main parsing

stack (a list) into a parent pointer tree; and repair sequences start as empty parent pointer trees. The \rightarrow_{CR} part of our implementation thus operates exclusively on parent pointer trees. Although this does mean that neighbouring configurations are scattered throughout memory, the memory sharing involved seems to more than compensate for poor cache behaviour; it also seems to be a good fit with modern `malloc` implementations, which are particularly efficient when allocating and freeing objects of the same size. This representation is likely to be a reasonable choice in most contexts, although it is difficult to know from our experience whether it will always be the best choice (e.g. for garbage collected languages).

One seemingly obvious improvement is to split the search into parallel threads. However, we found that the nature of the problem means that parallelisation is more tricky, and less productive, than might be expected. There are two related problems: we cannot tell in advance if a given configuration will have huge numbers of successors or none at all; and configurations are, in general, searched for successors extremely quickly. Thus if we attempt to seed threads with initial sets of configurations, some threads quickly run out of work whilst others have ever growing queues. If, alternatively, we have a single global queue then significant amounts of time can be spent adding or removing configurations in a thread-safe manner. A work stealing algorithm might solve this problem but, as we shall see in Section 6, *CPCT*⁺ runs fast enough that the additional complexity of such an approach is not, in our opinion, justified.

5 *CPCT*⁺

In this section, we extend the Corchuelo *et al.* algorithm to become what we call *CPCT*⁺. First we enhance the algorithm to find the complete set of minimum cost repair sequences (Section 5.1). Since this slows down the search, we optimise by merging together compatible configurations (Section 5.2). The complete set of minimum cost repair sequences allows us to make an algorithm less susceptible to the cascading error problem (Section 5.3). We then change the criteria for terminating error recovery (Section 5.4).

5.1 Finding the complete set of minimum cost repair sequences

The basic Corchuelo *et al.* algorithm non-deterministically completes as soon as it has found a single minimum cost repair sequence. This is confusing in two different ways: the successful repair sequence found can vary from run to run; and the successful repair sequence might not match the user's intention.

We therefore introduce the idea of the complete set of minimum cost repair sequences: that is, all equivalently good repair sequences. Although we will refine the concept of 'equivalently good' in Section 5.3, at this stage we consider all successful repair sequences with minimum cost c to be equivalently good. In other words, as soon as we find the first successful repair sequence, its cost c defines the minimum cost.

An algorithm to generate this set is then simple: when a repair sequence of cost c is found to be successful, we discard all repair sequences with cost $> c$, and continue exploring configurations in cost c (including, transitively, all neighbours that are also of cost c ; those with cost $> c$ are immediately discarded). Each successful configuration is recorded and, when all configurations in c have been explored, the set of successful configurations is returned. One of these successful configurations is then non-deterministically chosen, applied to the input, and parsing continued.

5.2 Merging compatible configurations

Relative to finding a single solution, finding the complete set of repair sequences can be extremely expensive because there may be many remaining configurations in c , which may, transitively, have many neighbours. Our solution to this performance problem is to merge together *compatible* configurations on-the-fly, preserving their distinct repair sequences while reducing the search space. Two configurations are compatible if:

1. their parsing stacks are identical,
2. they both have an identical amount of input remaining,
3. and their repair sequences are compatible.

Two repair sequences are compatible:

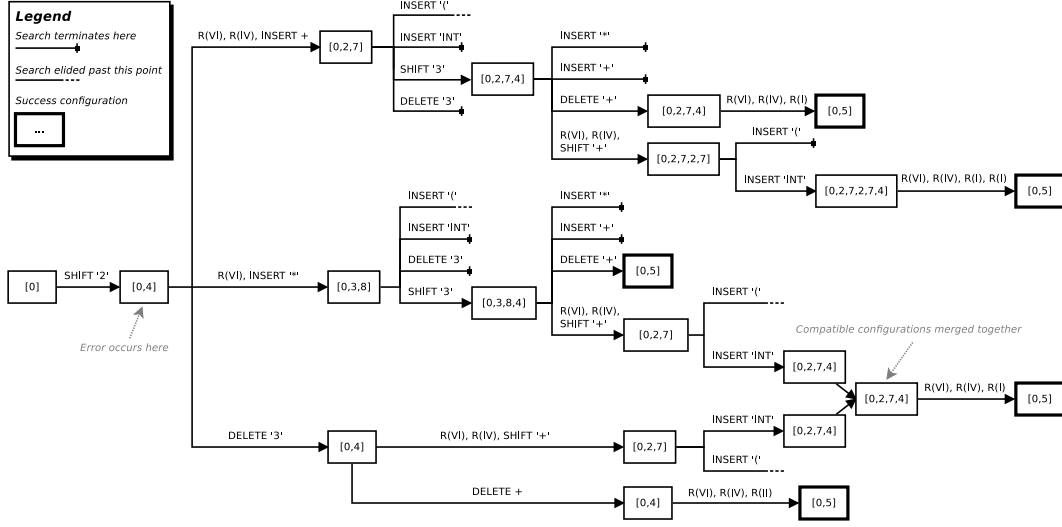
1. if they both end in the same number ($n \geq 0$) of shifts,
2. and, if one repair sequence ends in a delete, the other repair sequence also ends in a delete.

The first of these conditions is a direct consequence of the fact that a configuration is deemed successful if it ends in N_{shifts} shift repairs. When we merge configurations, one part of the merge is ‘dominant’ (i.e. checked for N_{shifts}) and the other ‘subsumed’: we have to maintain symmetry between the two to prevent the dominant part accidentally preventing the subsumed part from being recorded as successful. In other words, if the dominant part of the merge had fewer shifts at the end of its repair sequence than the subsumed part, then the N_{shifts} check (line 10, Figure 6) would fail, even though reversing the dominant and subsumed parts may have lead to success. It is therefore only safe to merge repair sequences which end in the same number of shifts.

The second condition relates to the weak form of compatible merging inherited from [5, p. 8]: delete repairs are never followed by an insert (see Figure 6) since $[delete, insert\ x]$ always leads to the same configuration as $[insert\ x, delete]$. Although we get much of the same effect through compatible configuration merging, we keep it as a separate optimisation because: it is such a frequent case; our use of the todo list means that we would not catch every case; the duplicate repair sequences are uninteresting from a user perspective, so we would have to filter them out later anyway; and each additional merge costs memory. We thus have to make sure that merged repair sequences don’t accidentally suppress insert repairs because one part of the repair sequence ends in a delete while the other does not. The simplest way of solving this problem is thus to forbid merging repair sequences if one sequence ends in a delete and the other does not.

Fortunately, implementing compatible configuration merging is simple. We first modify the todo data-structure to be a list-of-ordered-hashsets⁵. This has near-identical **append** / **pop** performance to a normal list, but filters out duplicates with near-identical performance to an unordered hashset. We then make use of a simple property of hashsets: an object’s hashing behaviour need only be a non-strict subset of its equality behaviour. Configuration hashing is based solely on a configuration’s parsing stack and remaining input, giving us a fast way of finding configurations that are compatible under conditions #1 (identical parsing stacks) and #2 (identical input remaining). As well as checking those two conditions, configuration equality also checks condition #3 (compatible repair sequences).

⁵ An ordered hashset preserves insertion order, and thus allows list-like integer indexing as well as hash-based lookups.



■ **Figure 9** An elided visualisation of a real run of $CPCT^+$ with the input ‘2 3 +’ and the grammar from Figure 2. The left hand side of the tree shows the ‘normal’ parser at work, which hits an error as soon as it has shifted the token ‘2’: at this point, $CPCT^+$ starts operating. As this shows, the search encounters various dead ends, as well as successful routes. As shown in Figure 8, this input has 6 minimum cost repair sequences, but the search only has 5 success configurations, because two configurations were merged together.

Conceptually, merging two configurations together is simple: each configuration needs to store a set of repair sequences, each of which is updated as further repairs are found. However, this is an extremely inefficient representation as the sets involved need to be copied and extended as each new repair is found. Instead, we reuse the idea of graph-structured stacks from GLR parsing [28, p. 4] which allows us to avoid copying whenever possible. The basic idea is that configurations no longer reference a parent pointer tree of repairs directly, but instead a parent pointer tree of *repair merges*. A repair merge is a pair (*repair*, *merged*) where *repair* is a plain repair and *merged* is a (possibly null) set of repair merge sequences. This structure has two advantages. First, the N_{shifts} check can be performed solely using the first element of repair merge pairs. Second, we avoid allocating memory for configurations which have not yet been subject to a merge. The small downside to this scheme is that expanding configurations into repair sequences requires recursively expanding both the normal parent pointer tree of the first element as well as the merged parent pointer trees of the second element.

Compatible configuration merging is particularly effective in complex cases, even though it can only merge configurations in the todo list (i.e. we cannot detect all possible compatible merges). An example of compatible configuration merging can be seen in Figure 9.

5.3 Ranking repair sequences

In nearly all cases, members of the complete set of minimum cost repair sequences end with N_{shifts} (the only exception being error locations near the end of an input where recovery leads to an accept state). Thus while the repair sequences we find are all equivalently good within the range of N_{shifts} , some, but not others, may perform poorly beyond that range. This problem is exacerbated by the fact that N_{shifts} has to be a fairly small integer (we use 3, the value suggested by Corchuelo *et al.*) since each additional token searched exponentially

<p>(a) <pre>class C { T x = 2 + T y = 3; }</pre></p>	<p>(b) <pre>Parsing Error at line 3 col 7. Repair sequences found: 1: Insert ,</pre></p>
--	--

■ **Figure 10** An example showing how the ranking of repair sequences can lessen the cascading error problem. The Java example (a) leads to a parsing error on line 3 at ‘y’, with three minimum cost repair sequences found: $[insert \ ,]$, $[insert \ ?]$, and $[insert \ (]$. These repair sequences are then ranked by how far they allow parsing to continue successfully. $[insert \ ,]$ leads to the rest of the file being parsed without further error. $[insert \ ?]$ causes a cascading error at ‘;’ which must then be resolved by completing the ternary expression started by ‘?’ (e.g. changing line 3 to ‘**T ? y : this;**’). Similarly, $[insert \ (]$ causes a cascading error at ‘;’ which must then be resolved by inserting a ‘)’. Since $[insert \ ,]$ is ranked more highly than the other repair sequences, the latter are discarded, leading to the parsing output shown in (b). `javac` in contrast attempts to insert ‘;’ before ‘y’ causing a cascading error on the next token.

increases the search space. Thus while all repair sequences found may be locally equivalent, when considered in the context of the entire input, some may be better than others. While it is, in general, impractically slow to determine which repair sequences are the global best, we can quickly determine which are better under a wider definition of ‘local’.

We thus rank configurations which represent the complete set of minimum cost repair sequences by how far they allow parsing to continue, up to a limit of N_{try} tokens (which we somewhat arbitrarily set at 250). Taking the furthest-parse point as our top rank, we then discard all configurations which parsed less input than this. The reason why we rank the configurations, and not the repair sequences, is that we only need to rank one of the repair sequences from each merged configuration, a small but useful optimisation. We then expand the top ranked configurations into repair sequences and remove shifts from the end of those repair sequences. Since the earlier merging of compatible configurations is imprecise (it misses configurations that have already been processed), there can be some remaining duplicate repair sequences: we thus perform a final purge of duplicate repair sequences. Figure 9 shows a visualisation of $CPCT^+$ in action.

Particularly on real-world grammars, selecting the top-ranked repair sequences substantially decreases cascading errors (see Figure 10 for an example). It also does so for very little additional computational cost, as the complete set of minimum cost repair sequences typically contains only a small number of items. However, it cannot entirely reduce the cascading error problem. Since, from our perspective, each member of the top-ranked set is equivalently good, we non-deterministically select one of its members to repair the input and allow parsing to continue. This can mean that we select a repair sequence which performs less well beyond N_{try} tokens than other repair sequences in the top-ranked set.

5.4 Timeout

The final part of $CPCT^+$ relates to the use of N_{total} in Corchuelo *et al.*. As with all members of the Fischer *et al.* family, $CPCT^+$ is not only unbounded in time [17, p. 14], but also unbounded in memory. In an attempt to combat this, Corchuelo *et al.* limits repair sequences to a maximum of 3 deletes and 4 inserts and a span of at most 10 tokens, attempting to stop the search from going too far. Unfortunately it is impossible to find good values for these constants, as ‘too far’ is entirely dependent on the grammar and erroneous input: Java’s grammar, for example, is large with a commensurately large search space (requiring smaller constants) while Lua’s grammar is small with a commensurately small search space (which can cope with larger constants).

This problem can be easily seen on inputs with unbalanced brackets (e.g. expressions such as `x = f(() ; ')`): each additional unmatched bracket exponentially increases the search space. On a modern machine with a Java 7 grammar, *CPCT*⁺ takes about 0.3s to find the complete set of minimum cost repair sequences for 3 unmatched brackets, 3s for 4 unmatched brackets, and 6 unmatched brackets caused our 32GiB test machine to run out of RAM.

The only sensible alternative is a timeout: up to several seconds is safe in our experience. We thus remove N_{total} from *CPCT*⁺ and rely entirely on a timeout which, in this paper, is defined to be 0.5s.

6 Experiment

In order to understand the performance of *CPCT*⁺, we conducted a large experiment on real-world Java code. In this section we outline our methodology (Section 6.1) and results (Section 6.2). Our experiment is fully repeatable and downloadable from https://archive.org/download/error_recovery_experiment/0.4/. The results from our particular run of the experiment can also be downloaded from the same location.

6.1 Methodology

In order to evaluate error recovery implementations, we need a concrete implementation. We created a new Yacc-compatible parsing system *grmtools* in Rust which we use for our experiments. Including associated libraries for LR table generation and so on, *grmtools* is around 13KLoC. Although intended as a production library, it has accidentally played a part as a flexible test bed for experimenting with, and understanding, error recovery algorithms. We added a simple front-end *nimbleparse* which produces the output seen in e.g. Figure 1.

There are two standard problems when evaluating error recovery algorithms: how to determine if a good job has been done on an individual example; and how to obtain sufficient examples to get a wide perspective on an algorithm's performance. Unfortunately, solutions to these problems are mutually exclusive, since the only way to tell if a good job has been done on a particular is to manually evaluate it, which means that it is only practical to use a small set of input programs. Most papers we are aware of use at most 200 source files (e.g. [5]), with one using a single source file with minor variants [15]. [4] was the first to use a large-scale corpus of approximately 60,000 Java source files. Early in the development of our methodology, we performed some rough experiments which suggested that statistics only start to stabilise once a corpus exceeds 10,000 source files. We therefore prefer to use a much larger corpus than most previous studies. We are fortunate to have access to the Blackbox project [3], an opt-in data collection facility for the BlueJ editor, which records major editing events (e.g. compiling a file) and sends them to a central repository. Crucially, one can see the source code associated with each event. What makes Blackbox most appealing as a data source is its scale and diversity: it has hundreds of thousands of users, and a huge collection of source code.

We first obtained a Java 1.5 Yacc grammar and updated it to support Java 1.7.⁶ We then randomly selected source files from Blackbox's database (following the lead of [27], we selected data from Blackbox's beginning until the end of 2017-12-31). We then ran such source files through our Java 1.7 lexer. We immediately rejected files which didn't lex, to ensure we were

⁶ Unfortunately, changes to the method calling syntax in Java 1.8 mean that it is an awkward, though not impossible, fit for an LR(1) formalism such as Yacc, requiring substantial changes to the current Java Yacc grammar. We consider the work involved beyond that useful for this paper.

dealing solely with parsing errors⁷ (see Section 7.4). We then parsed candidate files with our Java grammar and rejected any which did parse successfully, since there is little point running an error recovery algorithm on correct input. The final corpus consists of 200,000 source files (collectively a total of 401MiB). Since Blackbox, quite reasonably, requires each person with access to the source files to register with them, we cannot distribute the source files directly; instead, we distribute the (inherently anonymised) identifiers necessary to extract the source files for those who register with Blackbox.

The size of our corpus means that we cannot manually evaluate repairs for quality. Instead, we report several other metrics, of which the number of error locations is perhaps the closest proxy for perceived quality. However, this number has to be treated with caution for two reasons. First, it is affected by differences in the failure rate: if a particular error recovery algorithm cannot repair an entire file then it may not have had time to find all the ‘true’ error locations. Second, the number of error locations only allows relative comparisons. Although we know that the corpus contains at least 200,000 manually created errors (i.e. at least one per file), we cannot know if, or how many, files contain more than one error. Since we cannot know the true number of error locations, we are unable to evaluate algorithms in an absolute sense.

In order to test hypothesis H1 we ran each error recovery algorithm against the entire Java corpus, collecting for each file: the time spent in recovery (in seconds); whether error recovery on the file succeeded or failed (where failure is due to either the timeout being exceeded or no repair sequences being found for an error location); the number of error locations; the cost of repair sequences at each error location; and the proportion of tokens skipped by error recovery (i.e. how many *delete* repairs were applied). We measure the time spent in error recovery with a monotonic wall-clock timer, covering the time from when the main parser first invokes error recovery until an updated parsing stack and parsing index are returned along with minimum cost repair sequences. The timer is suspended when normal parsing restarts and resumed if error recovery is needed again (i.e. the timeout applies to the file as a whole).

We evaluate three main error recovery algorithms: Corchuelo *et al.*, $CPCT^+$, and panic mode. Our implementation of Corchuelo *et al.* is to some extent a ‘best effort’ since we have had to fill in several implementation details ourselves. As per the description, we: use the same limits on repair sequences (repair sequences can contain at most 3 delete or 4 insert repairs, and cannot span more than 10 tokens in the input); complete as soon as a single successful repair sequence is found; and, when no available repair sequence is found, fall back on panic mode. In addition, we impose the same 0.5s timeout on this algorithm, as it is otherwise unbounded in length, and sometimes exhausts available RAM. Panic mode implements the algorithm from Section 3. We do not report the average cost size for panic mode or Corchuelo *et al.* (which falls back on panic mode) since they do not (always) report repair sequences (see Section 3). Although panic mode can implicitly delete input from before the error location, we only include the input it explicitly skips in the proportion of tokens skipped.

In order to test hypothesis H2, we created a variant of $CPCT^+$ called $CPCT_{rev}^+$. Instead of selecting from the minimum cost repair sequences which allow parsing to continue furthest, $CPCT_{rev}^+$ selects from those which allow parsing to continue the least far. This models the worst case for other members of the Fischer *et al.* family which non-deterministically select

⁷ Happily, this also excludes files which can’t possibly be Java source code. Some odd things are pasted into text editors.

	Mean time (s)	Median time (s)	Cost size (#)	Failure rate (%)	Tokens skipped (%)	Error locations (#)
Corchuelo <i>et al.</i>	0.042367 ± 0.0000057	0.000335 ± 0.0000007	-	5.54 ± 0.004	0.61 $\pm < 0.001$	374,731 ± 26
$CPCT^+$	0.013643 ± 0.0000822	0.000251 ± 0.0000003	1.67 ± 0.001	1.63 ± 0.017	0.31 ± 0.001	435,812 ± 473
Panic mode	0.000002 $\pm < 0.0000001$	0.000001 $\pm < 0.0000001$	-	0.00 $\pm < 0.001$	3.72 $\pm < 0.001$	981,628 ± 0
$CPCT_{DM}^+$	0.026127 ± 0.0001077	0.000258 ± 0.0000003	1.63 ± 0.001	3.63 ± 0.025	0.28 ± 0.001	421,897 ± 358
$CPCT_{rev}^+$	0.018374 ± 0.0001109	0.000314 ± 0.0000006	1.77 ± 0.001	2.34 ± 0.023	0.41 ± 0.002	574,979 ± 1104

■ **Figure 11** Summary statistics from running various error recovery algorithms over a corpus of 200,000 Java files (for all measures, lower is better). Mean and median times report how much time was spent in error recovery per file: both figures include files which exceeded the recovery timeout, so they represent the ‘real’ times that users would experience, whether or not all errors are repaired or not. Cost size reports the mean cost (i.e. the number of insert and delete repairs) of each error location repaired (this number is meaningless for Corchuelo *et al.* – which falls back on panic mode – and panic mode, since panic mode does not report repair sequences). The failure rate is the percentage of files which could not be fully repaired within the timeout. Tokens skipped is the proportion of input skipped (because of a delete repair). $CPCT_{rev}^+$ models the worst case of non-deterministic Fischer *et al.* algorithms by reversing the order of repair ranking (see Section 5.3). $CPCT_{DM}^+$ shows the performance of $CPCT^+$ if configuration merging is disabled (see Section 5.2).

a single minimum cost repair sequence. In other words, it allows us to understand how many more errors could be reported to users of other members of the Fischer *et al.* family compared to $CPCT^+$.

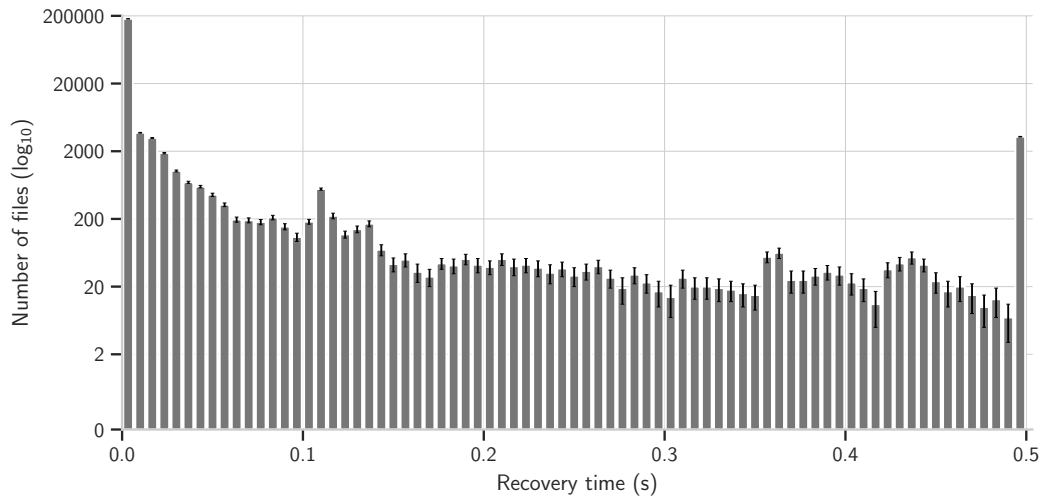
Configuration merging (see Section 5.2) is the most complex part of $CPCT^+$. To understand whether this complexity leads to better performance, we created another variant of $CPCT^+$ called $CPCT_{DM}^+$ which disables configuration merging.

We bootstrap [10] our results 10,000 times to produce 99% confidence intervals. However, as Figure 12 shows, our distribution is heavy-tailed, so we cannot bootstrap naively. Instead, we ran each error recovery algorithm 30 times on each source file; when bootstrapping we randomly sample one of the 30 values collected (i.e. our bootstrapped data contains an entry for every file in the experiment; that entry is one of the 30 values collected for that file).

All experiments were run on an otherwise unloaded Intel Xeon E3-1240 v6 with 32GiB RAM running Debian 10. We disabled hyperthreading and turbo boost and ran experiments serially. Our experiments took approximately 15 days to complete. We used Rust 1.43.1 to compile *grmtools* (the `Cargo.lock` file necessary to reproduce the build is included in our experimental repository).

6.2 Results

Figure 11 shows a summary of the results of our experiment. Comparing the different algorithms requires care as a higher failure rate tends to lower the cost size, tokens skipped, and number of error locations simply because files are not completely parsed. For example, although Corchuelo *et al.* reports fewer error locations than $CPCT^+$, that is probably due to Corchuelo *et al.*’s higher failure rate; however, as we shall see in Section 6.3, panic mode’s much higher number of error locations relative to $CPCT^+$ might better be explained by



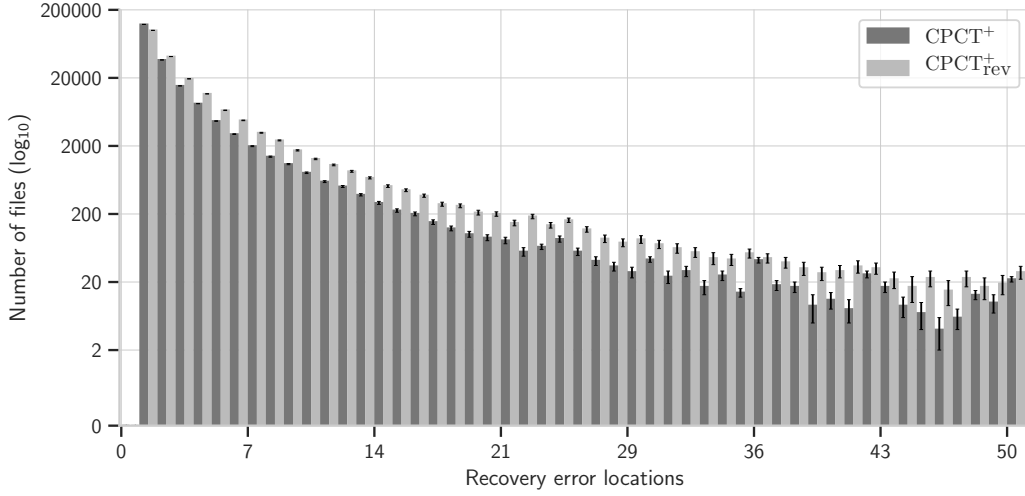
■ **Figure 12** A histogram of the time spent in error recovery by $CPCT^+$ for files in our corpus. The x axis shows time (up to the timeout of 0.5s) and the y axis is a logarithmic scale for the number of files. Error bars represent 99% confidence intervals. As this clearly shows, the vast majority of files fit in the histogram’s first bin; there is then a gradual decrease until around 0.15s, with a broadly flat distribution from then until the pronounced peak at the timeout of 0.5s. Figure 17 in the Appendix shows how extending the timeout increases the number of files which can be successfully recovered.

other factors.

With that caution in mind, the overall conclusions are fairly clear. $CPCT^+$ is able to repair nearly all input files within the 0.5s timeout. While panic mode is able to repair every file within the 0.5s timeout, it reports well over twice as many error locations as $CPCT^+$ – in other words, panic mode substantially worsens the cascading error problem. As well as producing more detailed and accurate output, $CPCT^+$ has a lower failure rate, median, and mean time than Corchuelo *et al.*. The fact that the median recovery time for $CPCT^+$ is two orders of magnitude lower than its mean recovery time suggests that only a small number of outliers cause error recovery to take long enough to be perceptible to humans; this is confirmed by the histogram in Figure 12. These results strongly validate Hypothesis H1.

Corchuelo *et al.*’s poor performance may be surprising, as it produces at most one (possibly non-minimum cost) repair sequence whereas $CPCT^+$ produces the complete set of minimum cost repair sequences – in other words, $CPCT^+$ is doing more work, more accurately, and in less time than Corchuelo *et al.*. There are three main reasons for Corchuelo *et al.*’s poor performance. First, the use of CR SHIFT 1 causes the search to miss intermediate nodes that would lead to success being detected earlier. Second, the heuristics used to stop the search from going too far (e.g. limiting a repair sequence’s number of inserts and deletes) are not well-suited to a large grammar such as Java’s: the main part of the search often exceeds the timeout, leaving no time for the fallback mechanism of panic mode to be used. Finally, Corchuelo *et al.* lacks configuration merging, causing it to perform needless duplicate work.

$CPCT^+$ ranks the complete set of minimum cost repair sequences by how far parsing can continue and chooses from those which allow parsing to continue furthest. $CPCT^+_{rev}$, in contrast, selects from those which allow parsing to continue the least far. $CPCT^+_{rev}$ shows that the ranking technique used in $CPCT^+$ substantially reduces the potential for cascading errors: $CPCT^+_{rev}$ leads to $31.93\% \pm 0.289\%$ more error locations being reported to users relative to $CPCT^+$. We visualise this in the histogram of Figure 13 which shows all files with 1–50 error locations (a complete histogram can be found in Figure 18 in the Appendix). Note



■ **Figure 13** A histogram of the number of files with 1–50 error locations for $CPCT^+$ and $CPCT^+_{rev}$. Note that we exclude: any files for which an error recovery algorithm did not find a single error location (either because the timeout was exceeded or no repair sequences could be found); and a handful of outliers which distort the full histogram found in Figure 18 in the Appendix. The x axis shows the number of error locations in a file and the y axis is a logarithmic scale for the number of files. Error bars represent 99% confidence intervals. As this histogram shows, the entire distribution is skewed slightly rightwards by $CPCT^+_{rev}$, showing that $CPCT^+_{rev}$ makes error recovery slightly worse in a number of files (rather than making error recovery in a few files a lot worse).

that files where error recovery did not complete and no error locations were found (which happens occasionally with $CPCT^+_{rev}$) are excluded from this histogram (since we know that every file in the corpus has at least one error), but files where error recovery did not complete but some error locations were found are included (since this gives us, at least, a lower bound on the number of error locations). As Figure 13 shows, the distribution of error locations in $CPCT^+$ and $CPCT^+_{rev}$ is similar, with the latter simply shifted slightly to the right. In other words, $CPCT^+_{rev}$ makes error recovery slightly worse in a number of files (rather than making error recovery in a small number of files a lot worse). This strongly validates Hypothesis H2.

Interestingly, and despite its higher failure rate, $CPCT^+_{rev}$ has a noticeably higher mean cost of repair sequences relative to $CPCT^+$. In other words, $CPCT^+_{rev}$ not only causes more error locations to be reported, but those additional error locations have longer repair sequences. This suggests that there is a double whammy from cascading errors: not only are more error locations reported, but the poorer quality repair sequences chosen make subsequent error locations disproportionately harder for the error recovery algorithm to recover from.

$CPCT^+_{DM}$ shows that configuration merging has a significant effect on the failure rate, in our opinion justifying both its conceptual complexity and the less than 100LoC Rust code taken to implement it. The slowdown in the mean and median time for $CPCT^+_{DM}$ suggests that configuration merging is particularly effective on files with complex or numerous errors.

6.3 The impact of skipping input

The number of error locations reported by panic mode is well over twice that of $CPCT^+$; even given $CPCT^+$'s higher failure rate relative to panic mode, this seemed hard to explain. We thus made an additional hypothesis:

H3 The greater the proportion of tokens that are skipped, the greater the number of error locations.

The intuition underlying this hypothesis is that, in general, the user’s input is very close to being correct and that the more input that error recovery skips, the less likely it is to get back to a successful parse. We added the ability to record the proportion of tokens skipped as the result of *delete* repairs during error recovery. The results in Figure 11 show a general correlation between the proportion of tokens skipped and the number of error locations (e.g. $CPCT^+$ skips very little of the user’s input; $CPCT_{rev}^+$ skips a little more; and panic mode skips an order of magnitude more). However, Corchuelo *et al.* does not obviously follow this pattern: relative to the other algorithms, its number of error locations does not correlate with the proportion of input skipped. This is mostly explained by its high mean time and high failure rate: Corchuelo *et al.* tends to fail on files with large numbers of error locations, underreporting the ‘true’ number of error locations simply because it cannot make it all of the way through such files before the timeout. However, this outlier means that we consider Hypothesis H3 to be only weakly validated.

7 Using error recovery in practice

Although several members of the Fischer *et al.* family were implemented in parsing tools of the day, to the best of our knowledge none of those implementations have survived. Equally, we are not aware of any member of the Fischer *et al.* family which explains how error recovery should be used or, indeed, if it has any implications for users at all.

We are therefore forced to treat the following as an open question: can one sensibly use error recovery in the Fischer *et al.* family in practice? In particular, given that the most common way to use LR grammars is to execute semantic actions as each production is reduced, what should semantic actions do when parts of the input have been altered by error recovery? This latter question is important for real-world systems (e.g. compilers) which can still perform useful computations (e.g. running a type checker) in the face of syntax errors.

While different languages are likely to lend themselves to different solutions, in this section we show that *grmtools* allows sensible integration of error recovery in a Rust context. Readers who prefer to avoid Rust-specific details may wish to move immediately to Section 8.

7.1 A basic solution

Figure 14 shows a naive *grmtools* version of the grammar from Figure 2 that can evaluate numeric results as parsing occurs (i.e. given the input $2 + 3 * 4$ it returns 14). This grammar should mostly be familiar to Yacc users: each production has a *semantic action* (i.e. Rust code that is executed when the production is reduced); and symbols in the production are available to the semantic action as pseudo-variables named $\$n$ (a production of n symbols has n pseudo-variables with the first symbol connected to $\$1$ and so on). A minor difference from traditional Yacc is that *grmtools* allows rules to specify a different return type, an approach shared with other modern parsers such as ANTLR [22].

A more significant difference relates to the $\$n$ pseudo-variables: if they reference a rule R , then their type is R ’s return type; if they reference a token T , then their type is (slightly simplified) `Result<Lexeme, Lexeme>`. We will explain the reasons for this shortly, but at this stage it suffices to note that, unless a token was inserted by error recovery, we can extract tokens by calling `$1.unwrap()`, and obtain the actual string the user passed by using the globally available `$lexer.span_str` function.

```

1 %start Expr
2 %%
3 Expr -> u64:
4     Term "+" Expr { $1 + $3 }
5     | Term { $1 }
6     ;
7
8 Term -> u64:
9     Factor "*" Term { $1 * $3 }
10    | Factor { $1 }
11    ;
12
13 Factor -> u64:
14     "(" Expr ")" { $2 }
15     | "INT"
16     {
17         let n = $lexer.span_str($1.unwrap()
18                               .span());
19         match s.parse::<u64>() {
20             Ok(val) => val as u64,
21             Err(_) => panic!(
22                 "{} cannot be represented as a u64",
23                 s)
24         }
25     }
26 ;

```

■ **Figure 14** A naive version of the calculator grammar with semantic actions on each production. The traditional Yacc `%union` declaration is unwieldy in Rust. Instead, *grmtools* allows each rule to have a Rust return type associated with it (between ‘`->`’ and ‘`:`’): the actions of each production in that rule must return values of that type. `$n` variables reference the *n*th symbol in a production (where `$1` references the first symbol). If that symbol is a reference to a rule, a value of that rule’s Rust type will be stored in that variable. If that symbol is a token then the user’s input can be obtained by `$lexer.span_str($1.unwrap().span())` (line 17–18). Note that while this grammar’s semantic actions work as expected for inputs such as ‘`2 + 3 * 4`’, they will panic if too large a number is passed (lines 21–24), or if an integer is inserted by error recovery. Figure 15 shows how to avoid both problems.

```

1 %start Expr
2 %avoid_insert "INT"
3 %%
4 Expr -> Result<u64, Box<dyn Error>>:
5     Term "+" Expr { Ok($1? + $3?) }
6     | Term { $1 }
7     ;
8
9 Term -> Result<u64, Box<dyn Error>>:
10    Factor "*" Term { Ok($1? * $3?) }
11    | Factor { $1 }
12    ;
13
14 Factor -> Result<u64, Box<dyn Error>>:
15     '(' Expr ')' { $2 }
16     | 'INT'
17     {
18         let t = $1.map_err(|_|
19             "<evaluation aborted>");
20         let n = $lexer.span_str(t.span());
21         match s.parse::<u64>() {
22             Ok(val) => Ok(val as u64),
23             Err(_) => {
24                 Err(Box::from(format!(
25                     "{} cannot be represented as a u64",
26                     s
27                 )))
28             }
29         }
30     }
31 ;

```

■ **Figure 15** A more sophisticated version of the grammar from Figure 14. Each rule now returns a **Result** type. If an integer is inserted by error recovery, the **Factor** rule stops evaluation by percolating the **Err** value upwards using the ‘`?`’ operator (which, if the **Result**-returning expression it is attached to evaluates to an **Err**, immediately returns that error; otherwise it unwraps the **Ok**); all other rules percolate such errors upwards similarly. As a convenience for the user, the contents of the ‘**Err**’ value are changed from a lexeme to a string explaining why the calculator has not produced a value (lines 18–19). Note that other token types are unaffected: if error recovery inserts a bracket, for example, evaluation of the expression continues.

7.2 Can semantic action execution continue in the face of error recovery?

In Yacc, semantic actions can assume that each symbol in the production has ‘normal’ data attached to it (either a rule’s value or the string matching a token; Yacc’s error recovery is implicitly expected to maintain this guarantee) whereas, in our setting, inserted tokens have a type but no value. Given the input ‘`(2 + 3`’, the inserted close bracket is not hugely important, and our calculator returns the value 5. However, given the input ‘`2 +`’, *CPCT*⁺ finds a

single repair sequence *[Insert Int]*: what should a calculator do with an inserted integer? Our naive calculator simply **panics** (which is roughly equivalent to ‘raises an exception and then exits’) in such a situation (the **unwrap** in Figure 14 on line 17). However, there are two alternatives to this rather extreme outcome: the semantic action can assume a default value or stop further execution of semantic values while allowing parsing to continue. Determining which is the right action in the face of inserted tokens is inherently situation specific. We therefore need a pragmatic way for users to control what happens in such cases.

The approach we take is to allow users to easily differentiate normal vs. inserted tokens in a semantic action. Pseudo-variables that reference tokens have (slightly simplified) the Rust type `Result<Lexeme, Lexeme>`. Rust’s `Result` type⁸ is a sum type which represents success (`Ok(...)`) or error (`Err(...)`) conditions. We use the `Ok` case to represent ‘normal’ tokens created from user input and the `Err` case to represent tokens inserted by error recovery. Since the `Result` type is widely used in Rust code, users can avail themselves of standard idioms.

For example, we can then alter our calculator grammar to continue parsing, but stop executing meaningful semantic action code, when an inserted integer is encountered. We change grammar rules from returning type `T` to `Result<T, Box<dyn Error>>` (where `Box<dyn Error>` is roughly equivalent to ‘can return any type of error’). It is then, deliberately, fairly easy to use with the `Result<Lexeme, Lexeme>` type: for tokens whose value we absolutely require, we use Rust’s ‘?’ operator (which passes `Ok` values through unchanged but returns `Err` values to the function caller) to percolate our unwillingness to continue evaluation upwards. While `Box<dyn Error>` is slightly verbose, it is a widely understood Rust idiom. Figure 15 shows that changing the grammar to make use of this idiom requires relatively little extra code.

7.3 Avoiding insert repairs when possible

Although we now have a reasonable mechanism for dealing with inserted tokens, there are cases where we can bypass them entirely. For example, consider the input ‘2 + + 3’, which has two repair sequences *[Delete +]*, *[Insert Int]*: evaluation of the expression can continue with the former repair sequence, but not the latter. However, as presented thus far, these repair sequences are ranked equally and one non-deterministically selected.

We therefore added an optional declaration `%avoid_insert` to *grmtools* which allows users to specify those tokens which, if inserted by error recovery, are likely to prevent semantic actions from continuing execution. In practise, this is synonymous with those tokens whose values (and not just their types) are important. In the calculator grammar only the `INT` token satisfies this criteria, so we add `%avoid_insert "INT"` to the grammar. We then make a simple change to the repair sequence ranking of Section 5.3 such that the final list of repair sequences is sorted with inserts of such tokens at the bottom of the list. In our case, this means that we always select *Delete +* as the repair sequence to apply to the input ‘2 + + 3’ (i.e. the *Insert Int* repair sequence is always presented as the second option).

7.4 Turning lexing errors into parsing errors

In most traditional parsing systems, lexing errors are distinct from parsing errors: only files which can be fully lexed can be parsed. This is confusing for users, who are often unaware of the distinction between these two phases. To avoid this, we lightly adapt the idea of *error*

⁸ Equivalents are found in several other languages: Haskell’s `Either`; OCaml’s `result`; or Scala’s `Either`.

<p>(a) <code>. "ERRORTOKEN"</code></p> <p>(b) <code>ErrorRule -> (): "ERRORTOKEN" { } ;</code></p>	<p>(c) <code>Parsing error at line 1 column 3. Repair sequences found: 1: Insert +, Delete @ 2: Insert *, Delete @ 3: Delete @, Delete 3 Result: 9</code></p>
---	---

■ **Figure 16** A simple way of turning lexing errors into parsing errors in *grmtools*. First, we add a `ERRORTOKEN` token type, which matches otherwise invalid input, to the end of the Lex file (a). Second, we add a rule `ErrorRule` to the Yacc grammar referencing `ERRORTOKEN` (b). Note that `ErrorRule` must not be referenced by any other rule in the Yacc grammar. With those two steps complete, input with lexing errors such as ‘2 @ 3 + 4’ invokes normal error recovery (c).

tokens from incremental parsing [31, p. 99]. In essence, any input which cannot be lexed is put into a token whose type is not referenced in the normal grammar. This guarantees that all possible input lexes without error and, when the parser encounters an error token, normal error recovery commences⁹.

A basic, but effective, version of this requires no special support from *grmtools* (see Figure 16). First, we add a new token type to the lexer that matches each otherwise invalid input character. Second, since *grmtools* requires that all tokens defined in the lexer are referenced in the grammar, we add a dummy rule to the grammar that references the token (making sure not to reference this rule elsewhere in the grammar). These two steps are sufficient to ensure that users always see the same style of error messages, and the same style of error recovery, no matter whether they make a lexing or a parsing error.

8 Threats to validity

Although it might not be obvious at first, *CPCT*⁺ is non-deterministic, which can lead to different results from one run to the next. The root cause of this problem is that multiple repair sequences may have identical effects up to N_{try} tokens, but cause different effects after that value. By running each file through each error recovery multiple times and reporting confidence intervals, we are able to give a good – though inevitably imperfect – sense of the likely variance induced by this non-determinism.

Our implementation of Corchuelo *et al.* is a ‘best effort’. The description in the paper is incomplete in places and, to the best of our knowledge, the accompanying source code is no longer available. We thus may not have faithfully implemented the intended algorithm.

Blackbox contains an astonishingly large amount of source code but has two inherent limitations. First, it only contains Java source code. This means that our main experiment is limited to one grammar: it is possible that our techniques do not generalise beyond the Java grammar (though, as Appendix A suggests, our techniques do appear to work well on other grammars). Although [4, p. 109] suggests that different grammars make relatively little difference to the performance of such error recovery algorithms, we are not aware of an equivalent repository for other language’s source code. One solution is to mutate correct source files (e.g. randomly deleting tokens), thus obtaining incorrect inputs which we can later test: however, it is difficult to uncover and then emulate the numerous, sometimes surprising, ways that humans make syntax errors, particularly as some are language specific (though there is some early work in this area [7]). Second, Blackbox’s data comes largely from students, who are more likely than average to be somewhat novice programmers. It is clear that novice programmers make some different syntax errors – and, probably, make some

⁹ Note that this is an opt-in feature: it was not enabled for the experiments in Section 6.

syntax errors more often – relative to advanced programmers. For example, many of the files with the greatest number of syntax errors are caused by erroneous fragments repeated with variants (i.e. it is likely that the programmer wrote a line of code, copy and pasted it, edited it, and repeated that multiple times before deciding to test for syntactic validity). It is thus possible that a corpus consisting solely of programs from advanced programmers would lead to different results. We consider this a minor worry, partly because a good error recovery algorithm should aim to perform well with inputs from users of different experience levels.

Our corpus was parsed using a Java 1.7 grammar, but some members of the corpus were almost certainly written using Java 1.8 or later features. Many – though not all – post-1.7 Java features require a new keyword: such candidate source files would thus have failed our initial lexing test and not been included in our corpus. However, some Java 1.8 files will have made it through our checks. Arguably these are still a valid test of our error recovery algorithms. It is even likely that they may be a little more challenging on average, since they are likely to be further away from being valid syntax than files intended for Java 1.7.

9 Related work

Error recovery techniques are so numerous that there is no definitive reference or overview of them. However, [8] contains an overall historical analysis and [4] an excellent overview of much of the Fischer *et al.* family. Both must be supplemented with more recent works.

The biggest limitation of error recovery algorithms in the Fischer *et al.* family (including $CPCT^+$) is that they find repairs at the point that an error is discovered, which may be later in the file than the cause of the error. Thus even when they successfully recover from an error, the repair sequence reported may be very different from the fix the user considers appropriate (note that this is distinct from the cascading error problem, which our ranking of repair sequences in Section 5.3 partly addresses). A common, frustrating, example of this is a missing ‘}’ character in C/Java-like languages. Some approaches are able to backtrack from the source of the error in order to try and find more appropriate repairs. However, there are two challenges to this: first, the cost of maintaining the necessary state to backtrack slows down normal parsing (e.g. [6] only stores the relevant state at each line encountered to reduce this cost), whereas we add no overhead at all to normal parsing; second, the search-space is so hugely increased that it can be harder to find any repairs at all [8].

One approach to global error recovery is to use machine learning to train a system on syntactically correct programs [27]: when a syntax error is encountered, the resulting model is used to suggest appropriate global fixes. Although [27] also use data from Blackbox, their experimental methodology is both stricter – aiming to find exactly the same repair as the human user applied – and looser – they only consider errors which can be fixed by a single token, discarding 42% of the data [27, p. 8]) whereas we attempt to fix errors which span multiple tokens. It is thus difficult to directly compare our results to theirs. However, by the high bar they have set themselves, they are able to repair 52% of single-token errors.

As $CPCT_{rev}^+$ emphasises, choosing an inappropriate repair sequence during error recovery leads to cascading errors. The noncorrecting error recovery approach proposed by [26] explicitly addresses this weakness, eschewing repairs entirely. When a syntax error is discovered, noncorrecting error recovery attempts to discover all further syntax errors by checking whether the remaining input (after the point an error is detected) is a valid suffix in the language. This is achieved by creating a recogniser that can identify all valid suffixes in the language. Any errors identified in the suffix parse are guaranteed to be genuine syntax errors because they are uninfluenced by errors in the (discarded) prefix (though this does

mean that some genuine syntax errors are missed that would not have been valid suffixes at that point in the user's input had the original syntax error not been present). There seem to be two main reasons why noncorrecting error recovery has not been adopted. First, building an appropriate recogniser is surprisingly tricky and we are not currently aware of one that can handle the full class of LR grammars (though the full class of LL grammars has been tackled [30]), though we doubt that this problem is insoluble. Second, as soon as a syntax error is encountered, noncorrecting error recovery is unable to execute semantic actions, since it lacks the execution context they need.

Although one of our paper's aims is to find the complete set of minimum cost repair sequences, it is unclear how best to present them to users, leading to questions such as: should they be simplified? should a subset be presented? and so on. Although rare, there are some surprising edge cases. For example, the (incorrect) Java 1.7 expression `'x = f("a"b);'` leads to 23,067 minimum cost repair sequences being found, due to the large number of Java keywords that are valid in several parts of this expression leading to a combinatorial explosion: even the most diligent user is unlikely to find such a volume of information valuable. In a different vein, the success condition of 'reached an accept' state is encountered rarely enough that we sometimes forgot that it could happen and were confused by an apparently unexplained difference in the repair sequences reported for the same syntax chunk when it was moved from the end to the middle of a file. There is a body of work which has tried to understand how best to structure compiler error messages (normally in the context of those learning to program). However, the results are hard to interpret: some studies find that more complex error messages are not useful [20], while others suggest they are [24]. It is unclear to us what the right approach might be, or how it could be applied in our context.

The approach of [17] is similar to Corchuelo *et al.*, although the former cannot incorporate shift repairs. It tries harder than *CPCT*⁺ to prune out pointless search configurations [17, p. 12], such as cycles in the parsing stack, although this leads to some minimum cost repairs being skipped [2]. A number of interlocking, sophisticated pruning mechanisms which build on this are described in [4]. These are significantly more complex than our merging of compatible configurations: since this gives us acceptable performance in practise, we have not investigated other pruning mechanisms.

The most radical member of the Fischer *et al.* family is that of [15]¹⁰. This generates repair sequences in the vein of Corchuelo *et al.* using the A* algorithm and a precomputed distance table. [15] works exclusively on the stategraph, assuming that it is unambiguous. However, Yacc systems allow ambiguous stategraphs and provide a means for resolving those ambiguities when creating the statetable. Many real-world grammars (e.g. Lua, PHP) make use of ambiguity resolution. In an earlier online draft, we created *MF*, a statetable-based algorithm which extends *CPCT*⁺ with ideas from [15] at the cost of significant additional complexity. With the benefit of hindsight, we do not consider *MF*'s relatively small benefits (e.g. reducing the failure rate by approximately an additional 0.5%) to be worth that additional complexity.

CPCT⁺ takes only the grammar and token types into account. However, it is possible to use additional information, such as nesting (e.g. taking into account curly brackets) and indentation when recovering from errors. This has two aims: reducing the size of the search space (i.e. speeding up error recovery); and making it more likely that the repairs reported

¹⁰In an earlier online draft of this paper we stated that this algorithm has a fundamental flaw. We now believe this was due to us incorrectly assuming that the 'delete' optimisation of Corchuelo *et al.* applied to [15]. We apologise to the authors for this mistake.

matched the user's intentions. The most sophisticated approach in this vein we are aware of is that of [6]. At its core, this approach uses GLR parsing: after a grammar is suitably annotated by the user, it is then transformed into a 'permissive' grammar which can parse likely erroneous inputs; strings which match the permissive parts of the grammar can then be transformed into a non-permissive counterpart. In all practical cases, the transformed grammar will be ambiguous, hence the need for generalised parsing. Our use of parent-pointer trees in configuration merging gives that part of our algorithm a similar feel to GLR parsing (even though we do not generate ambiguous strings). However, there are major differences: LR parsers are much simpler than GLR parsers; and the Fischer *et al.* family of algorithms do not require manually annotating, or increasing the size of, the grammar.

A different approach to error recovery is that taken by [23]: rather than try and recover from errors directly, it reports in natural language how the user's input caused the parser to reach an error state (e.g. "I read an open bracket followed by an expression, so I was expecting a close bracket here"), and possible routes out of the error (e.g. "A function or variable declaration is valid here"). This involves significant manual work, as every parser state (1148 in the Java grammar we use) in which an error can occur needs to be manually marked up, though the approach has various techniques to lessen the problem of maintaining messages as a grammar evolves.

Many compilers and editors have hand-written parsers with hand-written error recovery. Though generally ad-hoc in their approach, it is possible, with sufficient effort, to make them perform well. However, this comes at a cost. For example, the hand-written error recovery routines in the Eclipse IDE are approximately 5KLoC and are solely for use with Java code: *CPCT*⁺ is approximately 500LoC and can be applied to any LR grammar.

Although error recovery approaches have, historically, been mostly LR based, there are several non-LR approaches. A full overview is impractical, though a few pointers are useful. When LL parsers encounter an error, they generally skip input until a token in the follow set is encountered (an early example is [29]). Although this outperforms the simple panic mode of Section 3, it will, in general, clearly skip more input than *CPCT*⁺, which is undesirable. LL parsers do, however, make it somewhat easier to express grammar-specific error recovery rules. The most advanced LL approach that we are aware of is IntelliJ's Grammar-Kit, which allows users to annotate their grammars for error recovery. Perhaps the most interesting annotation is that certain rules can be considered as fully matched even if only a prefix is matched (e.g. a partially completed function is parsed as if it was complete). It might be possible to add similar ideas to a successor of *CPCT*⁺, though this is more awkward to express in an LR approach. Error recovery for PEG grammars is much more challenging, because the non-LL parts of the grammar mean that there is not always a clearly defined point at which an error is determined to have occurred. PEG error recovery has thus traditionally required extensive manual annotations in order to achieve good quality recovery. [18] tackles this problem by automatically adding many (though not necessarily all) of the annotations needed for good PEG error recovery. However, deciding when to add, and when not to add, annotations is a difficult task and the two algorithms presented have different trade-offs: the *Standard* algorithm adds more annotations, leading to better quality error recovery, but can change the input language accepted; the *Unique* algorithm adds fewer annotations, leading to poorer quality error recovery, but does not affect the language accepted. The quality of error recovery of the Unique algorithm, in particular, is heavily dependent on the input grammar: it works well on some (e.g. Pascal) but less well on others (e.g. Java). In cases where it performs less well, it can lead to parsers which skip large portions (sometimes the remainder) of the input.

While the field of programming languages has largely forgotten the approach of [1], there are a number of successor works (e.g. [25]). These improve the time complexity, though none that we are aware of address the issue of how to present to the user what has been done.

We are not aware of any error recovery algorithms that are formally verified. Indeed, as shown in this paper, some have serious flaws. We are only aware of two works which have begun to consider what correctness for such algorithms might mean: [32] provides a brief philosophical justification of the need and [12] provides an outline of an approach. Until such time as someone verifies a full error recovery algorithm, it is difficult to estimate the effort involved, or what issues may be uncovered.

10 Conclusions

In this paper we have shown that error recovery algorithms in the Fischer *et al.* family can run fast enough to be usable in the real world. Extending such algorithms to produce the complete set of minimum cost repair sequences allows parsers to provide better feedback to users, as well as significantly reducing the cascading error problem. The *CPCT*⁺ algorithm is simple to implement (less than 500LoC in our Rust system) and still has good performance.

Looking to the future, we, perhaps immodestly, suggest that *CPCT*⁺ might be ‘good enough’ to serve as a common representative of the Fischer *et al.* family. However, we do not think that it is the perfect solution. We suspect that, in the future, multi-phase solutions will be developed. For example, one may use noncorrecting error recovery (e.g. [26]) to identify syntax errors, and then use a combination of machine-learning (e.g. [27]) and *CPCT*⁺ to discover those repair sequences that do not lead to additional error locations being encountered.

Acknowledgements: We are grateful to the Blackbox developers for allowing us access to their data, and particularly to Neil Brown for help in extracting a relevant corpus. We thank Edd Barrett for helping to set up our benchmarking machine and for comments on the paper. We also thank Carl Friedrich Bolz-Tereick, Sérgio Queiroz de Medeiros, Sarah Mount, François Pottier, Christian Urban, and Navenetha Vasudevan for comments. This research was funded by the EPSRC Lecture (EP/L02344X/1) Fellowship.

References

- 1 Alfred Aho and Thomas G. Peterson. A minimum distance error-correcting parser for context-free languages. 1:305–312, December 1972.
- 2 Eberhard Bertsch and Mark-Jan Nederhof. On failure of the pruning technique in “error repair in shift-reduce parsers”. *TOPLAS*, 21(1):1–10, January 1999.
- 3 Neil C. C. Brown, Michael Kölling, Davin McCall, and Ian Utting. Blackbox: A large scale repository of novice programmers activity. In *SIGCSE*, March 2014.
- 4 Carl Cerecke. *Locally least-cost error repair in LR parsers*. PhD thesis, University of Canterbury, June 2003.
- 5 Rafael Corchuelo, José Antonio Pérez, Antonio Ruiz-Cortés, and Miguel Toro. Repairing syntax errors in LR parsers. *TOPLAS*, 24:698–710, November 2002.
- 6 Maartje de Jonge, Lennart C. L. Kats, Eelco Visser, and Emma Söderberg. Natural and flexible error recovery for generated modular language environments. *TOPLAS*, 34(4):15:1–15:50, December 2012.
- 7 Maartje de Jonge and Eelco Visser. Automated evaluation of syntax error recovery. In *ASE*, pages 322–325, September 2012.

- 8 Pierpaolo Degano and Corrado Priami. Comparison of syntactic error handling in LR parsers. *SPE*, 25(6):657–679, June 1995.
- 9 Joel E. Denny and Brian A. Malloy. The IELR(1) algorithm for generating minimal LR(1) parser tables for non-LR(1) grammars with conflict resolution. *SCICO*, 75(11):943–979, November 2010.
- 10 Bradley Efron. Bootstrap methods: Another look at the jackknife. *Ann. Statist.*, 7(1):1–26, January 1979.
- 11 C. N. Fischer, B. A. Dion, and J. Mauney. A locally least-cost lr-error corrector. Technical Report 363, University of Wisconsin, August 1979.
- 12 Carlos Gómez-Rodríguez, Miguel A. Alonso, and Manuel Vilares. Error-repair parsing schemata. *TCS*, 411(7):1121 – 1139, February 2010.
- 13 Allen I. Holub. *Compiler Design in C*. Prentice-Hall, 1990.
- 14 S. C. Johnson. YACC: Yet Another Compiler-Compiler. Technical Report Comp. Sci. 32, Bell Labs, July 1975.
- 15 Ik-Soon Kim and Kwangkeun Yi. LR error repair using the A* algorithm. *Acta Inf.*, 47:179–207, May 2010.
- 16 Donald Knuth. On the translation of languages from left to right. *Information and Control*, 8(6):607–639, December 1965.
- 17 Bruce J. McKenzie, Corey Yeatman, and Lorraine de Vere. Error repair in shift-reduce parsers. *TOPLAS*, 17(4):672–689, July 1995.
- 18 Sérgio Medeiros, Gilney de Azevedo Alvez Junior, and Fabio Mascarenhas. Syntax error recovery in parsing expression grammars. May 2019.
- 19 Sérgio Medeiros and Fabio Mascarenhas. Syntax error recovery in parsing expression grammars. In *SAC*, pages 1195–1202, April 2018.
- 20 Marie-Hélène Nienaltowski, Michela Pedroni, and Bertrand Meyer. Compiler error messages: What can help novices? In *SIGCSE*, pages 168–172, March 2008.
- 21 David Pager. A practical general method for constructing LR(k) parsers. *Acta Inf.*, 7(3):249–268, September 1977.
- 22 Terence Parr. *The definitive ANTLR 4 reference*. Pragmatic Bookshelf, January 2013.
- 23 François Pottier. Reachability and error diagnosis in lr(1) parsers. In *CC*, pages 88–98, March 2016.
- 24 James Prather, Raymond Pettit, Kayla Holcomb McMurtry, Alani Peters, John Homer, Nevan Simone, and Maxine Cohen. On novices' interaction with compiler error messages: A human factors approach. In *ICER*, pages 74–82, August 2017.
- 25 Sanguthevar Rajasekaran and Marius Nicolae. An error correcting parser for context free grammars that takes less than cubic time. In *LATA*, February 2016.
- 26 Helmut Richter. Noncorrecting syntax error recovery. *TOPLAS*, 7(3):478–489, July 1985.
- 27 Eddie Antonio Santos, Joshua Charles Campbell, Dhvani Patel, Abram Hindle, and José Nelson Amaral. Syntax and sensibility: Using language models to detect and correct syntax errors. In *SANER*, pages 1–11, March 2018.
- 28 Masaru Tomita. An efficient augmented-context-free parsing algorithm. *Comput. Linguist.*, 13(1-2):31–46, January 1987.
- 29 D. A. Turner. Error diagnosis and recovery in one pass compilers. *IPL*, 6(4):113–115, August 1977.
- 30 Arthur van Deudekom, Dick Grune, and Peter Kooiman. Initial experience with non-correcting syntax error handling" number = "ir-339" institution = "vrije universiteit, amsterdam" pages = "11. Technical report, November 1993.

- 31 Tim A. Wagner. *Practical Algorithms for Incremental Software Development Environments*. PhD thesis, University of California, Berkeley, March 1998.
- 32 Vadim Zaytsev. Formal foundations for semi-parsing. In *SMR*, pages 313–317, February 2014.

Appendix (not peer-reviewed)

A Curated examples

In this section we show several examples of error recovery using *CPCT*⁺ in different languages, to give some idea of what error recovery looks like in practise, and to emphasise that the algorithms in this paper are grammar neutral. All of these examples use the output from the *nimbleparse* tool that is part of *grmtools*.

A.1 Java 7

Example 1 input:

```
1 class C {
2     int x y;
3 }
```

Example 1 output:

```
Parsing error at line 2 column 9. Repair sequences found:
1: Delete y
2: Insert ,
3: Insert =
```

Example 2 input:

```
1 class C {
2     void f() {
3         if true {
4         }
5 }
```

Example 2 output:

```
Parsing error at line 3 column 8. Repair sequences found:
1: Insert (, Shift true, Insert )
Parsing error at line 5 column 2. Repair sequences found:
1: Insert }
```

Example 3 (taken from [6, p. 10]) input:

```
1 class C {
2     void f() {
3         if (temp.greaterThan(MAX) // missing )
4             fridge.startCooling();
5     }
6 }
```

Example 3 output:

```
Parsing error at line 4 column 7. Repair sequences found:
1: Insert )
```

Example 4 (taken from [6, p. 16]) input:

```

1 class C {
2     void methodX() {
3         if (true)
4             foo();
5     }
6     int i = 0;
7     while (i < 8)
8         i=bar(i);
9     }
10 }
11 }

```

Example 4 output:

```

Parsing error at line 7 column 5. Repair sequences found:
1: Insert {
Parsing error at line 11 column 1. Repair sequences found:
1: Delete }

```

Example 5 (taken from [19, p. 2]):

```

1 public class Example {
2     public static void main(String[] args) {
3         int n = 5;
4         int f = 1;
5         while(0 < n) {
6             f = f * n;
7             n = n - 1
8         };
9         System.out.println(f);
10    }
11 }

```

Example 5:

```

Parsing error at line 8 column 5. Repair sequences found:
1: Delete }
2: Insert ;
Parsing error at line 11 column 2. Repair sequences found:
1: Insert }

```

Example 6:

```

1 class C {
2     void f() {
3         x((((((
4     }
5 }

```

Example 6 output, showing the timeout being exceeded and error recovery unable to complete:

```

Parsing error at line 4 column 3. No repair sequences found.

```

A.2 Lua 5.3

Example 1 input:

```

1 print("Hello World"

```

Example 1 output:

```

Parsing error at line 1 column 20. Repair sequences found:
1: Insert )

```

Example 2 input. Note that ‘=’ in Lua is the assignment operator, which is not valid in conditionals; and that if/then/else blocks must be terminated by ‘end’.

6:30 REFERENCES

```
1 function fact (n)
2   if n = 0 then
3     return 1
4   else
5     return n * fact(n-1)
6 end
```

Example 2 output:

```
Parsing error at line 2 column 8. Repair sequences found:
1: Delete =, Delete 0
2: Insert or, Delete =
3: Insert and, Delete =
4: Insert ==, Delete =
5: Insert ~=, Delete =
6: Insert >=, Delete =
7: Insert <=, Delete =
8: Insert >, Delete =
9: Insert <, Delete =
10: Insert |, Delete =
11: Insert ~, Delete =
12: Insert &, Delete =
13: Insert >>, Delete =
14: Insert <<, Delete =
15: Insert -, Delete =
16: Insert +, Delete =
17: Insert .., Delete =
18: Insert %, Delete =
19: Insert //, Delete =
20: Insert /, Delete =
21: Insert *, Delete =
22: Insert ^, Delete =
Parsing error at line 6 column 4. Repair sequences found:
1: Insert end
```

Examples 3 and 4 (both derived from the Lua 5.3 reference manual) show that $CPCT^+$ naturally deals with an inherent ambiguity in Lua's Yacc grammar involving function calls and assignments (which, following the Lua specification, is resolved by Yacc in favour of function calls). Example 3 shows the 'unambiguous' case (i.e. if Lua forced users to use ';' everywhere, the grammar would have no ambiguities):

```
1 a = b + c;
2 (print or io.write)'done')
```

Example 3 output:

```
Parsing error at line 2 column 26. Repair sequences found:
1: Delete )
2: Insert (
```

Example 4 shows what happens in the 'ambiguous' case (which Lua's grammar resolves in favour of viewing the code below as a function call to c):

```
1 a = b + c
2 (print or io.write)'done')
```

Example 4 output:

```
Parsing error at line 2 column 26. Repair sequences found:
1: Delete )
```

Example 5 (taken from [19, p. 7]):

```
1 if then print("that") end
```

Example 5 output:

```
Parsing error at line 1 column 4. Repair sequences found:
1: Insert [= [<String>]=]
2: Insert "<String>"
3: Insert ...
4: Insert <Numeral>
5: Insert true
6: Insert false
7: Insert nil
8: Insert <Name>
```

A.3 PHP 7.3

Example 1 input:

```
1 function n() {
2     $x = 1
3 }
```

Example 1 output:

```
Parsing error at line 3 column 1. Repair sequences found:
1: Insert ;
```

Example 2 input:

```
1 $a = array("foo", "bar");
2 $a[0;
```

Example 2 output:

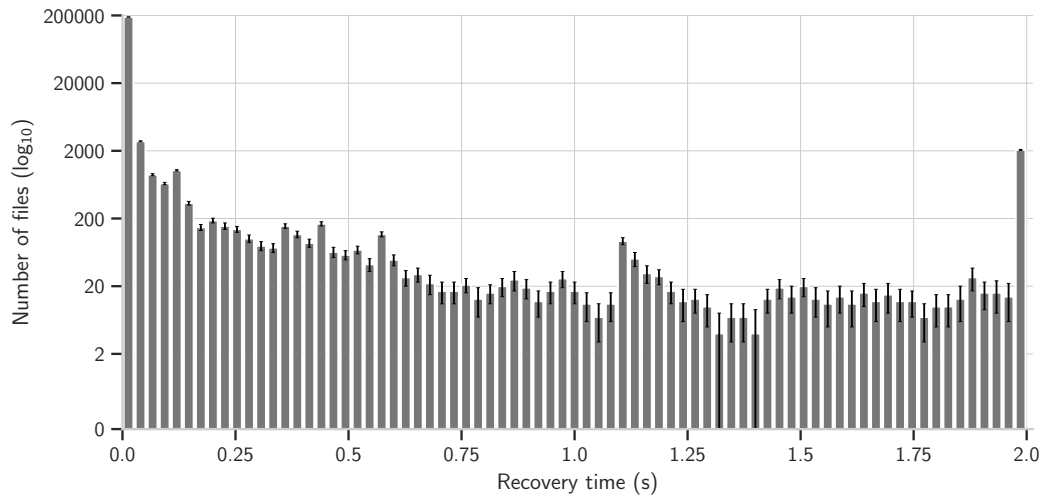
```
Parsing error at line 2 column 5. Repair sequences found:
1: Insert ]
```

Example 3 input:

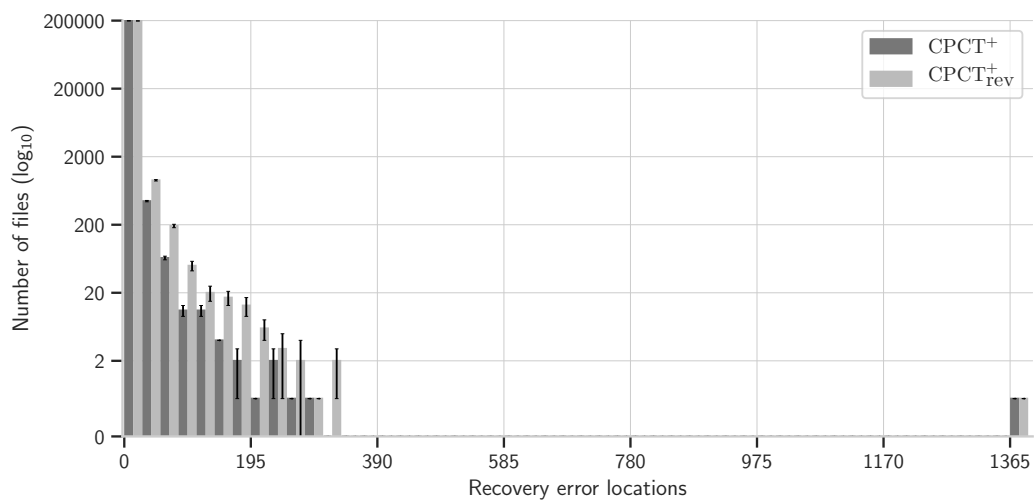
```
1 class X {
2     function a($x) {
3         if $x {
4         }
5     }
```

Example 3 output:

```
Parsing error at line 3 column 12. Repair sequences found:
1: Insert (, Shift $x, Insert )
Parsing error at line 5 column 2. Repair sequences found:
1: Insert }
```



■ **Figure 17** A histogram showing the effect of increasing the timeout from 0.5s to 2s (see Figure 12 for the histogram showing a timeout of 0.5s). Increasing the timeout from 0.5s to 2s lowers the failure rate from $1.63\% \pm 0.017\%$ to $1.02\% \pm 0.016\%$, with a slowly decreasing number of files succeeding as the timeout increases. Although we used a timeout of 0.5s on the basis that we felt most users would tolerate such a delay, others may wish to pick a shorter or longer timeout depending on their perception of their users tolerance of delay vs. tolerance of failed error correction.



■ **Figure 18** The full histogram of the number of error locations. The small number of outliers obscures the main bulk of the data – see Figure 13 for the truncated version.