

Recursive Graphical Neural Networks for Text Classification

Wei Li¹, Shuheng Li¹, Shuming Ma¹, Yancheng He², Deli Chen¹, Xu Sun^{1,3}

¹MOE Key Lab of Computational Linguistics, School of EECS, Peking University

²Platform & Content Group, Tencent

³Deep Learning Lab, Beijing Institute of Big Data Research, Peking University

{liweitj47, shuhengli, shumingma}@pku.edu.cn

{collinhe}@tencent.com

{chendeli, xusun}@pku.edu.cn

Abstract

The complicated syntax structure of natural language is hard to be explicitly modeled by sequence-based models. Graph is a natural structure to describe the complicated relation between tokens. The recent advance in Graph Neural Networks (GNN) provides a powerful tool to model graph structure data, but simple graph models such as Graph Convolutional Networks (GCN) suffer from over-smoothing problem, that is, when stacking multiple layers, all nodes will converge to the same value. In this paper, we propose a novel **Recursive Graphical Neural Networks** model (ReGNN) to represent text organized in the form of graph. In our proposed model, LSTM is used to dynamically decide which part of the aggregated neighbor information should be transmitted to upper layers thus alleviating the over-smoothing problem. Furthermore, to encourage the exchange between the local and global information, a global graph-level node is designed. We conduct experiments on both single and multiple label text classification tasks. Experiment results show that our ReGNN model surpasses the strong baselines significantly in most of the datasets and greatly alleviates the over-smoothing problem.

Introduction

Neural models are the dominant approach in many NLP tasks. It is an essential step to represent text with a dense vector for many NLP tasks, such as text classification (Liu, Qiu, and Huang 2016) and summarization (See, Liu, and Manning 2017). Traditional methods represent text with hand-crafted sparse lexical features, such as bag-of-words and n-grams (Wang and Manning 2012; Silva et al. 2011). Recently, deep learning models have been widely used to learn text representations, including convolutional neural networks (CNN) (Kim 2014) and recurrent neural networks (RNN) such as LSTM (Hochreiter and Schmidhuber 1997). As CNN and RNN prioritize locality and sequentiality (Battaglia et al. 2018), these deep learning models tend to capture local consecutive information well. However, the dependency between words often exceeds the scope of local windows. Sequential information flow results in weaker ability in capturing long range dependencies, which leads to

lower performance when encoding long sentences (Koehn and Knowles 2017).

The ability to organize text with graph structure makes the model more powerful in representing the text. Peng et al. argue that constructing word graph with word co-occurrence information can effectively model the relation among words. However, GNN models such as GCN often suffer from the over-smoothing problem (Li, Han, and Wu 2018; Zhou et al. 2018), that is to say, when stacking multiple layers, all nodes will converge to very similar values. On the other hand, the shallow network structure limits the expression power significantly. The design of the gate mechanism in LSTM is powerful to control the information flow between the new input and the previous hidden states, which makes LSTM a possible solution to the over-smoothing problem. Song et al. propose to apply LSTM to encode the AMR graph, which provides a good view on how to apply LSTM on graphs.

In this paper, we propose a recursive graphical neural networks model to encode the text graph constructed from the word co-occurrence information. LSTM is used to filter the aggregated information calculated based on the attention on the neighbors and update the hidden states of the nodes. A graph-level node is further added to represent the whole graph and interact with the ordinary nodes.

We conduct experiments on both single and multiple label text classification to verify the effectiveness of our proposed ReGNN model. Experiment results show that our model surpasses several strong baselines on most of the widely used benchmark datasets significantly and largely overcomes the problem of over-smoothing faced by many graph based models.

We conclude our contributions as follows:

- We propose a recursive graphical neural networks model to represent text graph that dynamically decides how to aggregate and update the hidden state of the nodes, which largely overcomes the over-smoothing problem.
- We propose a way to organize the text sequence into a graph, which can be easily modeled with graph networks.
- We conduct extensive experiments on both single and multiple label text classification tasks. Experiment results show that our model surpasses most of the strong baselines significantly.

Related Work

LSTM has been successfully applied in many NLP tasks such as machine translation (Bahdanau, Cho, and Bengio 2014), summarization (See, Liu, and Manning 2017), text classification (Liu, Qiu, and Huang 2016) and so on. The gate mechanism in LSTM is powerful in modeling long sequences by controlling the information flow with dynamically calculated weights. Although under many circumstances LSTM can handle the information flow in text sequence, there exists long dependency among words that linear LSTM can not explicitly model but are suitable for graph models. Furthermore, using the last hidden state (known as last pooling) to represent the whole sentence is also problematic. The information exchange between the word nodes and the global node in our proposed model makes the word nodes aware of the global information and the global node can dynamically decide which nodes are more important.

Convolutional neural networks (CNN) (Kim 2014) focus on modeling the local features by applying filters on local text windows. This model can capture the semantic information of word and phrase level. However, long dependencies are hard to be modeled by local filters even with pooling. Our proposed model considers the local features by treating the consecutive words in the sequence as neighbors in the graph. The aggregation of neighbor information then provides the ability to model the local features. Apart from local connections, our proposed model can also model longer dependency and global information that CNN fails to model.

Attention mechanism (Bahdanau, Cho, and Bengio 2014) is a good way to model long dependency. Transformer (Vaswani et al. 2017) applies self-attention instead of recurrent connection to handle the dependency between words. However, in a text sequence, not all the words are semantically connected, which means the involvement of all the words in the attention can introduce much noise. In our proposed model, we use attention mechanism to aggregate the neighbor information in combination with the gate mechanism to filter the newly aggregated information. This design makes the model able to deal with various number of neighbors and dynamically decide which part of the information should be updated.

Graph structure is powerful for modeling complicated word connections. Peng et al. propose a graph CNN model to first convert text to graph-of-words, which is then used as input to graph convolution operations in Niepert, Ahmed, and Kutzkov. Yao, Mao, and Luo regard both the documents and the words as nodes to construct a heterogeneous graph and uses GCN (Kipf and Welling 2016) to learn embeddings of words and documents. Our model also adopts the idea of a global node in the graph. The introduction of LSTM makes the updating of our model more powerful than GCN thus avoiding the over-smoothing problem.

Approach

In this section, we describe our proposed recursive graphical neural networks model. A brief illustration is shown in Figure 1 and Algorithm 1. We first convert the text into a graph based on the word co-occurrence information. LSTM is used

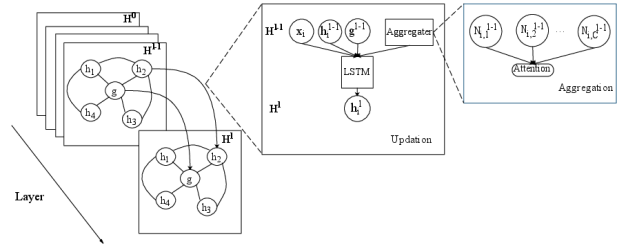


Figure 1: Illustration of the process of how the graph representation is calculated in the proposed Recursive Graphical Neural Networks, which mainly consists of **Aggregation** and **Update** two parts. On the right we give detailed descriptions for the **update** part and the **aggregation** part. **Aggregation** part decides how to aggregate the information from the neighbors of a node. **Update** part decides how to update the hidden state at the l -th layer based on the newly aggregated neighboring information. H^l represents the hidden states of all nodes at l -th layer. h_i is the hidden state of the word node i . x_i is the embedding of the i -th node. $N_{i,j}$ indicates the hidden state of the j -th neighbor of the node i . g is the graph-level node that represents the whole graph.

to decide how to update the hidden states of the nodes. Attention mechanism is used to aggregate the neighbor information of each node. To capture the global information and allow each node to interact with the global information, a graph-level node is added.

Text Graph Construction

In this part we describe how to convert text into a graph based on the word co-occurrence information. It should be noted that the construction of the text graph is not restricted to word co-occurrence information, other methods such as dependency parsing can also be applied. If the text consists of multiple sentences, we apply NLTK toolkit¹ to segment the text into sentences and tokenize the sentence into words. If the sentence structure is not available, a sliding window is applied to extract the structure. Given a text span s (sentence or text within a sliding window) with m words w_1, w_2, \dots, w_m , each word is a node in the sentence graph. The point-wise mutual information (PMI) is used to decide whether the two words should be connected in the graph.

$$PMI(w_i, w_j) = \log \frac{p(w_i, w_j)}{p(w_i)p(w_j)} \quad (1)$$

If w_i and w_j appear in the same sentence, the count of co-occurrence of w_i and w_j is added by one. We count the co-occurrence between words based on all the text in the corpus. If the PMI score between w_i and w_j is positive, w_j is added to the neighbor candidates of w_i . Furthermore, to capture the local context of words, the direct neighbors w_{i-1} and w_{i+1} are also connected with the word w_i . The candidate neighbors with at most $n-2$ highest positive PMI scores and the two direct neighbors are taken as the real neighbors of w_i , which are connected with w_i in the graph.

¹<https://www.nltk.org/>

Algorithm 1 Process of ReGNN for Text Classification.

Require: The input text s . PMI function to build text graph.

- 1: Tokenize the text s into m words.
 - 2: Construct a text graph based on the PMI.
 - 3:
 - 4: **for** node i in all the nodes in the graph **do**
 - 5: Look up the embedding of node i and get x_i
 - 6: Initialize the hidden state h_i of each node with x_i
 - 7: **end for**
 - 8: **for** layer l in $\{1, 2, \dots, L\}$ **do**
 - 9: initialize the graph-level node vector g with Eqn. (12-14)
 - 10: **for** node i in all the nodes in the graph **do**
 - 11: Aggregate the neighbor information of node i with Eqn. (8-11) and get \mathcal{N}_i
 - 12: Update the h_i^l based on LSTM with Eqn. (2-7)
 - 13: **end for**
 - 14: Update g^l with Eqn. (12-14)
 - 15: **end for**
 - 16:
 - 17: Classify the text with g^L and h_1, \dots, h_m
-

Recursive Graphical Neural Networks

In this part, we describe the structure of the Recursive Graphical Neural Networks model we propose. Given a text graph consisting of m nodes, w_1, w_2, \dots, w_m , we not only learn the representation of each node, but also learn the representation g of the whole graph.

Updation We first get the embeddings of each node in the graph, which gives $\langle x_1, x_2, \dots, x_m \rangle$. Rather than applying LSTM sequentially along the text sequence like traditional linear LSTM model, the recurrent structure is applied layer wise, which follows the way of gated graph neural networks (Li et al. 2015). Formally, at the l -th layer, the hidden representation of the text graph is denoted as:

$$H^l = \langle h_1^l, h_2^l, \dots, h_m^l, g^l \rangle$$

where g is the representation of the graph-level node. h is the hidden state of each node. For the initial state H^0 , the hidden states of the i -th node is set to its embedding, $h_i^0 = x_i$. The transition from h_i^{l-1} to h_i^l is calculated as follows:

$$i_i^l = \sigma(W_i[h_i^{l-1}; x_i; g^{l-1}; \mathcal{N}_i^{l-1}] + b_i) \quad (2)$$

$$f_i^l = \sigma(W_f[h_i^{l-1}; x_i; g^{l-1}; \mathcal{N}_i^{l-1}] + b_f) \quad (3)$$

$$o_i^l = \sigma(W_o[h_i^{l-1}; x_i; g^{l-1}; \mathcal{N}_i^{l-1}] + b_o) \quad (4)$$

$$u = \tanh(W_u[h_i^{l-1}; x_i; g^{l-1}; \mathcal{N}_i^{l-1}] + b_u) \quad (5)$$

$$c_i^l = f_i^l \odot c_i^{l-1} + i_i^{l-1} \odot u \quad (6)$$

$$h_i^l = o_i^l \odot \tanh(c_i^l) \quad (7)$$

where \mathcal{N}_i denotes the aggregated hidden representation of the neighbors of the node w_i . $[\ ; \]$ means the concatenation of vectors. At each layer, the usage of node embedding x_i is to make use of the original meaning of the word, which serves as the role similar to residual connections. By using the representation of the graph-level node g , the network is able to model the interaction between each node and the whole graph, which makes it better able to focus on the important information. i, f, o indicate the *input*, *forget* and *output* gates respectively.

Aggregation Unlike S-LSTM (Zhang, Liu, and Song 2018) that only considers the direct left and right neighbors w_{i-1} and w_{i+1} , our proposed model is able to take flexible number of neighbors when aggregating the neighbor information. We propose to use additive attention (Bahdanau, Cho, and Bengio 2014) to aggregate the neighbor information. Assuming that w_i has C_i neighbors in the text graph, the hidden representation \mathcal{N}_i of the neighbors of w_i is calculated as follows:

$$\mathcal{P}_i = h_i + p_i \quad (8)$$

$$\alpha_j = u(W_n[\mathcal{P}_i; x_i; g; \mathcal{P}_j] + b_n) \quad (9)$$

$$score_j = \frac{\exp(\alpha_j)}{\sum_k^{C_i} \exp(\alpha_k)} \quad (10)$$

$$\mathcal{N}_i = \sum_k^{C_i} score_k h_{i_k} \quad (11)$$

where p_i is the position embedding of the node w_i , h_{i_k} is the hidden state of the k -th neighbor of node w_i . By applying positional encoding in the attention, the model can be aware of the position information of word i and j . Note that the positional embedding is optional, if the graph is not constructed out of a text sequence, positional embedding is not needed. The combination of LSTM and attention based aggregation makes our model able to gather information from longer dependency as the layer number increases while determining which part of the information is helpful and should be passed to higher layers.

Graph-level Node The value of g^l is computed based on the hidden states from the last layer H^{l-1} . To get an overview of H^{l-1} , \bar{h}^{l-1} is first calculated by doing attention on $\langle h_1^{l-1}, \dots, h_m^{l-1} \rangle$.

$$\alpha_i = u(W_a h_i) \quad (12)$$

$$score_i = \frac{\exp(\alpha_i)}{\sum_j \exp(\alpha_j)} \quad (13)$$

$$\bar{h} = \sum_j score_j h_j \quad (14)$$

Then for each h_i^{l-1} , a gate f_i^l is calculated to decide which information should be considered by the graph-level vector g^l . The candidate state c_g^l is calculated based on the candidate graph state at last layer c_g^{l-1} and the candidate states of the nodes at last layer c_i^{l-1} .

$$\hat{f}_g^l = \sigma(W_g[g^{l-1}; \bar{h}^{l-1}] + b_g) \quad (15)$$

$$\hat{f}_i^l = \sigma(W_f[g^{l-1}; h_i^{l-1}] + b_f) \quad (16)$$

$$o^l = \sigma(W_o[g^{l-1}; \bar{h}^{l-1}] + b_o) \quad (17)$$

$$f_0^l, \dots, f_m^l, f_g^l = softmax(\hat{f}_0^l, \dots, \hat{f}_m^l, \hat{f}_g^l) \quad (18)$$

$$c_g^l = f_g^l \odot c_g^{l-1} + \sum_i f_i^l \odot c_i^{l-1} \quad (19)$$

$$g^l = o^l \odot \tanh(c_g^l) \quad (20)$$

Comparison with Linear LSTM Linear LSTM (including the bidirectional version) is widely used in NLP applications to model a sequence. Linear LSTM takes the input one by one and outputs the hidden state of each input token iteratively. The theoretical time complexity is $O(N)$, where N

is the length of the input sequence. Different from the linear LSTM, suppose the memory of the computer is big enough, our model can take in the whole graph at the same time and the theoretical **time complexity** is $O(1)$, which means constant time. The exact time is dependent on the hyper-parameter of the layer number, which is a constant number. There is no need to wait for the calculation of the hidden states of the previous token like linear LSTM does. The calculation of the hidden state only needs the hidden states of the graph from the last layer H^{l-1} , while the hidden states of the nodes at the same layer are calculated concurrently, which is similar to the stacked CNN model. Furthermore, the popular pooling methods applied in linear LSTM (last pooling, max pooling, mean pooling) suffer from bias, while the graph-level node in ReGNN can interact with other ordinary nodes at each layer.

Comparison with Transformer and GAT The core idea behind the Transformer model is using attention to build the connection between the current token and its context. The similar part between ReGNN and Transformer is that both of the models apply attention mechanism to learn the context information. However, the practical application scenarios between the two models are very different. ReGNN is used for graph-structure data, while Transformer is used for linear-structure data. Only when enforcing the graph to be fully connected, Transformer can be adopted, which may actually bring in much noise. In the graph scenario, the GAT (Graph Attention network) model actually resembles the idea of Transformer. However, both GAT and Transformer do not have specific design to prevent the over-smoothing problem and there is no graph-level node involved.

Text Classifier

For the single label task, a simple linear layer is applied to predict the label y based on the graph-level vector g^L (L is the number of layers) calculated as follows:

$$y = \operatorname{argmax}(W_{out}g^L) \quad (21)$$

For the multiple label task, we adopt the recurrent neural network (RNN) decoder with attention mechanism that can generate labels of various lengths (Yang et al. 2018). We adopt this framework to predict multiple labels because of its flexibility for generating various number of labels without tuning the threshold hyper-parameter.

Given the initial state t_0 which is the vector for the whole graph g^L and the vectors of each node $\langle h_1^L, h_2^L, \dots, h_m^L \rangle$, the decoder is bound to generate a sequence of labels y_1, y_2, \dots, y_k . At each decoding step, a context vector c_i is calculated by doing attention on the vectors of the nodes,

$$y_i = \operatorname{argmax}(W_{out}t_i) \quad (22)$$

$$t_i = \operatorname{LSTM}(t_{i-1}, Ey_{i-1}) \quad (23)$$

$$c_i = \sum \alpha_j \times h_j^L \quad (24)$$

$$\alpha_j = \frac{\exp(\delta(t_i, h_j^L))}{\sum \exp(\delta(t_i, h_k^L))} \quad (25)$$

where δ is the attention function. A $\langle START \rangle$ and an $\langle END \rangle$ token are added to the front and the back of the

label sequence. The generation process finishes when the model encounters the $\langle END \rangle$ token.

For both of the classification tasks, a standard cross entropy loss is minimized by an optimizer to train the model.

Experiment

We test the performance of our ReGNN model on two kinds of text classification tasks, namely, single label classification and multiple label classification.

Datasets

For the single label classification task, we run experiments on five widely used benchmark corpora including R8, R52, Ohsumed, Stanford Sentiment Treebank (SST) and Movie Review (MR). The statistics are shown in Table 1.

- The Ohsumed corpus² is from the MEDLINE database. Each document in the set has one or more associated categories from 23 disease categories. The 7,400 documents belonging to only one category are used.
- R8 and R52³ (all-terms version) are two subsets of the Reuters21578 dataset. R8 has 8 categories and R52 has 52 categories, which are all associated with a single topic.
- MR is a movie review dataset for binary sentiment classification, in which each review only contains one sentence (Pang and Lee 2005).⁴ We use the train/test split in Tang, Qu, and Mei.⁵
- Stanford Sentiment Treebank (SST) is an extension of MR but with train/dev/test splits provided and fine-grained labels (very positive, positive, neutral, negative, very negative), re-labeled by Socher et al.

For the multiple label classification task, we run experiments on two widely used benchmark corpora including Reuters21578 and Ohsumed (full version). The statistics of the datasets are shown in Table 2.

- Reuters21578:⁶ This dataset consists of documents that appeared on the Reuters Newswire in 1987. We use the Lewis modified data split for fair comparison.
- Ohsumed: we use all the abstracts and their corresponding labels instead of only using documents with one label.

Baselines

- **CNN**: We employ Convolutional Neural Networks (Kim 2014) with the suggested window sizes in the paper.
- **Bi-LSTM** (Liu, Qiu, and Huang 2016): A bi-directional LSTM, commonly used in text classification.
- **PV**: A Paragraph Vector model proposed by Le and Mikolov. The order of words is considered in DW setting while ignored in DBOW setting. We use Logistic Regression as the classifier.

²<http://disi.unitn.it/moschitti/corpora.htm>

³<https://www.cs.umb.edu/cesmimarog/textmining/datasets/>

⁴<http://www.cs.cornell.edu/people/pabo/movie-review-data/>

⁵<https://github.com/mnqu/PTE/tree/master/data/mr>

⁶<http://kdd.ics.uci.edu/databases/Reuters21578/Reuters21578.html>

Dataset	# Docs	# Train	# Dev	# Test	# Words	# Classes	Average Length
Ohsumed	7,400	3,022	335	4,043	14,157	23	135.82
R8	7,674	4,936	548	2,189	7,688	8	65.72
R52	9,100	5,878	653	2,568	8,892	52	69.82
SST	11,855	8,544	1,101	2,210	4,683	5	19.17
MR	10,661	8,529	1,066	1,066	18,764	2	20.39

Table 1: Statistics of single label text classification. For sst and MR, we use the predefined dev set. For other datasets, we randomly split 10% of the training set as dev set.

Dataset	# Docs	# Train	# Dev	# Test	# Words	# Classes	# Ave Label	# Ave Word
Reuters	10,377	6,362	706	3,309	10,294	119	1.26	126.59
Ohsumed	13,929	5,658	628	7,643	22,974	23	1.66	179.48

Table 2: Statistics of multiple label text classification. We randomly split 10% of the training set as dev set.

- **PTE**: Predictive Text Embedding (Tang, Qu, and Mei 2015), which averages the word embeddings trained based on the heterogeneous text network containing words, documents and labels as nodes.
- **FastText**: An efficient open-source library to learn text representations and text classifiers (Joulin et al. 2016).
- **SWEM**: Simple word embedding models (Shen et al. 2018), which employ simple pooling strategies operated over word embeddings.
- **LEAM**: Label-embedding attentive models (Wang et al. 2018), which embed the words and labels in the same joint space for text classification.
- **Graph-CNN**: A graph CNN model that operates convolutions over word embedding similarity graphs (Defferrard, Bresson, and Vandergheynst 2016), where Chebyshev (C), Spline (S) and Fourier (F) filters are used.
- **Text-GCN** (Yao, Mao, and Luo 2018): A graph convolution based model that puts both words and documents into one unified graph.
- **HAN** (Hierarchical Attention Networks)(Yang et al. 2016) : A hierarchical LSTM model that encodes word and sentence vectors hierarchically.
- **Transformer** (Vaswani et al. 2017): This model uses multi-head self attention to encode the words.⁷
- **GraphSAGE** (Hamilton, Ying, and Leskovec 2017): As this model is originally designed for node classification problem, we add an attentive pooling layer on the top of the original model to represent the whole graph.
- **S-LSTM**: A model that uses LSTM to exchange information between local and global nodes.

Settings

Words appear less than five times are replaced with *UNK*. Sentences are truncated to 200. By default, the layer number is set to 6 for ReGNN, S-LSTM, Transformer for fair comparison. The default layer number for other graph-based models is 2. The hidden size is 300. We use Adam (Kingma

and Ba 2015) optimizer to minimize the loss. The initial learning rate is 0.001, which is decayed by 0.5 every epoch. For datasets with small size, we set the batch size to 10. For datasets with big size, we set the batch size to 64. We train the models for 20 epochs and use the parameters with the best accuracy on the development set as the final parameters to test. For single label classification tasks, pre-trained 300-dimensional GloVe word embedding (Pennington, Socher, and Manning 2014)⁸ is used. For multi-label classification tasks, the word and label embeddings are randomly initialized. The maximum number of generated labels is set to 8.

Experiment Results

In Table 3 we show the experiment results of single label text classification tasks. We can see that our proposed ReGNN surpasses all other baselines on four datasets and achieves the second best on Ohsumed. Furthermore, ReGNN performs more stable. The Text GCN model which achieves the highest accuracy on Ohsumed does not perform very well on datasets other than Ohsumed.

One observation is that for single label text classification tasks, variations of graph based CNN (Graph-CNN, Text-GCN) models do not outperform traditional sequence based CNN. This phenomenon shows that the existing ways of neglecting the sequential information when modeling text in the form of graphs are problematic. Therefore, we combine the direct neighbors and word co-occurrence based neighbors together in the text graph. The Graph Convolutional Networks (GCN) suffer from over-smoothing problem (Li, Han, and Wu 2018). When increasing the layer number, the representations of different nodes tend to become similar. However, deeper network means better ability of abstraction. The over-smoothing problem limits the abstraction ability of GCN. Therefore, we propose to use LSTM to help decide how to update the hidden states of the nodes.

In Table 4 we show the experiment results of multiple label text classification tasks. From the results we can see that our proposed ReGNN model outperforms all other baseline models for the F1 score. S-LSTM and HAN are all strong baselines that produce competitive results. However,

⁷ <https://github.com/harvardnlp/annotated-transformer>

⁸ <http://nlp.stanford.edu/data/glove.6B.zip>

	R8	R52	Ohsumed	SST	MR
CNN	97.42 ± 0.41	94.11 ± 0.23	67.90 ± 0.38	42.30 ± 0.41	77.49 ± 0.30
RCNN	97.27 ± 0.33	93.59 ± 0.63	65.53 ± 1.07	43.23 ± 0.44	78.26 ± 0.56
BiLSTM	97.14 ± 0.30	92.89 ± 0.26	55.42 ± 0.84	42.63 ± 0.56	77.33 ± 0.85
2-BiLSTM	96.90 ± 0.60	92.61 ± 0.81	51.83 ± 1.76	42.40 ± 0.64	77.29 ± 0.50
Transformer	94.99 ± 0.43	86.72 ± 1.01	36.45 ± 1.33	40.63 ± 1.23	74.85 ± 1.05
PV-DBOW	85.87 ± 0.10	78.29 ± 0.11	46.65 ± 0.19	38.12 ± 0.33	61.09 ± 0.10
PV-DM	52.07 ± 0.04	44.92 ± 0.05	29.50 ± 0.07	35.93 ± 0.68	59.47 ± 0.38
PTE	96.69 ± 0.13	90.71 ± 0.14	53.58 ± 0.29	37.57 ± 0.60	70.23 ± 0.36
FastText	96.13 ± 0.21	92.81 ± 0.09	57.70 ± 0.49	36.08 ± 0.84	75.14 ± 0.20
SWEM	95.32 ± 0.26	92.94 ± 0.24	63.12 ± 0.55	42.08 ± 0.94	76.65 ± 0.63
LEAM	93.31 ± 0.24	91.84 ± 0.23	58.58 ± 0.79	42.93 ± 0.79	76.95 ± 0.45
Graph-CNN-C	96.99 ± 0.12	92.75 ± 0.22	63.86 ± 0.53	35.25 ± 0.52	77.22 ± 0.27
Graph-CNN-S	96.80 ± 0.20	92.74 ± 0.24	62.82 ± 0.37	35.67 ± 0.76	76.99 ± 0.14
Graph-CNN-F	96.89 ± 0.06	93.20 ± 0.04	63.04 ± 0.77	25.99 ± 2.65	76.74 ± 0.21
Text GCN	97.07 ± 0.10	93.56 ± 0.18	68.36 ± 0.56	40.63 ± 0.13	76.74 ± 0.20
HAN	-	-	67.75 ± 0.84	-	-
S-LSTM	97.57 ± 0.23	94.25 ± 0.37	64.47 ± 0.99	42.46 ± 0.78	77.06 ± 0.39
ReGNN	97.93* ± 0.31	95.17* ± 0.17	67.93 ± 0.33	43.93* ± 0.41	78.71* ± 0.56

Table 3: Experiment results on single label text classification. We run all models 10 times and report mean ± standard deviation. * indicates significance based on student t-test ($p < 0.055$). Because the punctuation in R8 and R52 (all terms version) is cleaned in the original resource, hierarchical structures can not be applied in R8 and R52. Because texts in SST and MR consist of one single sentence, hierarchical structure can not be applied.

	Reuters21578			Ohsumed		
	Precision	Recall	F1	Precision	Recall	F1
CNN	82.27	71.71	76.63	35.28	31.65	33.37
RCNN	72.57	61.71	66.70	22.60	27.13	24.65
Graph-CNN	73.72	66.69	70.03	38.64	27.62	32.32
BiLSTM	80.71	72.52	76.40	47.68	42.91	45.17
2-BiLSTM	81.69	73.94	77.62	54.40	50.48	52.36
Transformer	50.34	45.15	47.60	40.55	36.28	38.30
HAN	83.65	77.88	80.66	55.07	53.34	54.19
S-LSTM	83.26	75.01	78.92	54.26	50.07	52.08
GraphSAGE	80.32	71.75	75.79	36.01	27.49	31.18
ReGNN	84.69	79.48	82.01*	56.03	53.00	54.47*

Table 4: Experiment results on multiple label text classification. *Chebyshev* filter is used for Graph-CNN. We run the models with top 2 F1 scores 10 times, * indicates significance based on student t-test ($p < 0.05$)

their performance is not as stable as ReGNN across different datasets. In multiple label classification tasks, we can not apply Text GCN model as a baseline because the sizes of these datasets are much too big to be fed into the memory.

Analysis

In Figure 2 we show the test accuracy with different maximum neighbor numbers in R52 (single label) and Reuters21578 (multiple label). To test the effect of word co-occurrence based graph, we only use the neighbors extracted with PMI scores. We can see that the general trend is that as the number of neighbors increases, the accuracy also increases until the number of neighbors achieves 5. This is expected because with more neighbors, the node can get access to more information. However, since the connection of neighbors is calculated based on the PMI score, the number of words with positive PMI score in the sentence (sliding

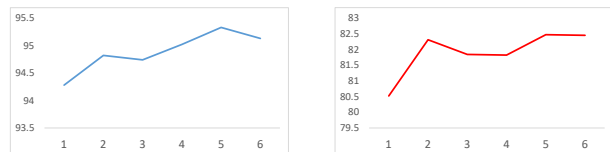


Figure 2: Accuracy of R52 (left) and Reuters21578 (right) with different maximum neighbor numbers.

window) is limited. Therefore, the text graph would stay the same and the performance would become steady.

Model	R52	Reuters21578
w/o LSTM	84.74	43.82
w/o Attention	94.39	81.31
w/o Global node	93.85	76.81
Proposal	95.29	82.01

Table 5: Ablation study on R52 and Reuters21578. It is clear that LSTM plays an important role by alleviating over-smoothing problem, especially in multi-label classification, which is more prone to over-smoothing.

Ablation Study In Table 5 we show the ablation study results by removing LSTM (Updation), attention (Aggregation) and graph-level node respectively. From the results we can see that removing any of the three parts of our proposed model would lead to a decline in accuracy. Among the three parts, the accuracy of the model without LSTM decreases most significantly. We assume that this is because that the over-smoothing problem becomes very severe with relatively big layer number. Furthermore, compared with multiple label classification, smoothing is more acceptable for single label classification. Because if the representation of all the nodes grow to be related to the correct label, it will not hurt the performance. However, over-smoothing is more harmful for multi-label problem, because multi-label requires the representation of different parts related to different labels to be distinguishable.

Effectiveness on Over-smoothing Problem In this subsection, we give further analyzation on the effective of LSTM component on the over-smoothing problem. We choose three graph-based models, the proposed ReGNN, ReGNN without LSTM component and GraphSAGE.

In Figure 3, we show the effect of LSTM on the over-smoothing problem with the three graph-based model on Reuters21578 with different number of layers. The distance is measured by the average cosine distance between one node and all the others. The smaller the distance is, the more similar the representation among nodes are. From the figure we can see that as the layer number increases, the average distance of the two models without LSTM module decreases severely, which are all much lower than the distance of ReGNN. Appropriate amount of decline in distance is not hazard, which is the consequence brought by information propagation. However, the distance of models without LSTM decreases too much, which is described as over-smoothing. This phenomenon testifies our assumption that the GNN models without LSTM suffer from the over-smoothing problem and applying LSTM between layers can effectively alleviate the over-smoothing problem.

In Table 6 we show an example of the attention heat map during the decoding process of Reuters21578. The gold label at the time is “grain”. We can see that the model successfully pays attention to the word “wheat”, which is highly related to the gold label “grain”. The attention scores on other nodes are close to zero. If a model suffers from the over-smoothing problem, the hidden states of all nodes would result in very similar vectors, which means the attention scores would be

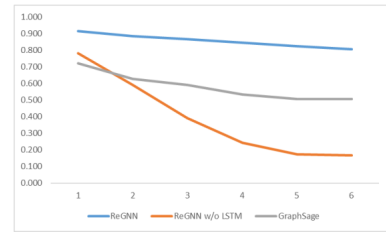


Figure 3: Effect of LSTM on **over-smoothing** problem. We test with three models, ReGNN, ReGNN without LSTM and GraphSAGE on Reuters21578. We show the average cosine distance among nodes as the layer number increases. This shows traditional GNN models without LSTM suffer from severe over-smoothing problem.

the french ship [OOV] wallis , dwt , [OOV] at the port of [OOV] in victoria today to load tonnes of urgently needed wheat for fiji after australian port unions partly lifted a trade embargo , shipping sources said . the wheat is expected to be loaded tomorrow , an australian wheat board spokesman said . reuter

Table 6: Attention heat map of the decoding process in Reuters21578. The gold label at the time is “grain”.

averaged across all the nodes. This observation further testifies that our model does not suffer from the over-smoothing problem that many graph neural networks do (Zhou et al. 2018).

Conclusion

In this paper, we propose a recursive graphical neural network model to represent the text graph with dense vectors. The text graph is constructed via word co-occurrence information. We propose to use the LSTM component to dynamically decide which part of the neighbor information aggregated by attention mechanism should be involved for the updation of the hidden states. Experiment results on both single and multiple label text classification testify the effectiveness of our proposed model. Furthermore, we give detailed analysis to show that using LSTM between layers of GNN can effectively alleviate the over-smoothing problem, which is faced by many graph based models. It should be noted that our model is not limited to the classification task. In the future, we would like to apply our model to other tasks, such as generation tasks.

References

- [Bahdanau, Cho, and Bengio 2014] Bahdanau, D.; Cho, K.; and Bengio, Y. 2014. Neural machine translation by jointly learning to align and translate. *arXiv preprint arXiv:1409.0473*.
- [Battaglia et al. 2018] Battaglia, P. W.; Hamrick, J. B.; Bapst, V.; Sanchez-Gonzalez, A.; Zambaldi, V.; Malinowski, M.; Tacchetti, A.; Raposo, D.; Santoro, A.; Faulkner, R.; et al. 2018. Relational inductive biases, deep learning, and graph networks. *arXiv preprint arXiv:1806.01261*.

- [Defferrard, Bresson, and Vandergheynst 2016] Defferrard, M.; Bresson, X.; and Vandergheynst, P. 2016. Convolutional neural networks on graphs with fast localized spectral filtering. In *Advances in neural information processing systems*, 3844–3852.
- [Hamilton, Ying, and Leskovec 2017] Hamilton, W.; Ying, Z.; and Leskovec, J. 2017. Inductive representation learning on large graphs. In *Advances in Neural Information Processing Systems*, 1024–1034.
- [Hochreiter and Schmidhuber 1997] Hochreiter, S., and Schmidhuber, J. 1997. Long short-term memory. *Neural computation* 9(8):1735–1780.
- [Joulin et al. 2016] Joulin, A.; Grave, E.; Bojanowski, P.; and Mikolov, T. 2016. Bag of tricks for efficient text classification. *arXiv preprint arXiv:1607.01759*.
- [Kim 2014] Kim, Y. 2014. Convolutional neural networks for sentence classification. *arXiv preprint arXiv:1408.5882*.
- [Kingma and Ba 2015] Kingma, D. P., and Ba, J. L. 2015. Adam: a Method for Stochastic Optimization. *International Conference on Learning Representations 2015* 1–15.
- [Kipf and Welling 2016] Kipf, T. N., and Welling, M. 2016. Semi-supervised classification with graph convolutional networks. *arXiv preprint arXiv:1609.02907*.
- [Koehn and Knowles 2017] Koehn, P., and Knowles, R. 2017. Six challenges for neural machine translation. *arXiv preprint arXiv:1706.03872*.
- [Le and Mikolov 2014] Le, Q., and Mikolov, T. 2014. Distributed representations of sentences and documents. In *International conference on machine learning*, 1188–1196.
- [Li et al. 2015] Li, Y.; Tarlow, D.; Brockschmidt, M.; and Zemel, R. 2015. Gated graph sequence neural networks. *arXiv preprint arXiv:1511.05493*.
- [Li, Han, and Wu 2018] Li, Q.; Han, Z.; and Wu, X.-M. 2018. Deeper insights into graph convolutional networks for semi-supervised learning. In *Thirty-Second AAAI Conference on Artificial Intelligence*.
- [Liu, Qiu, and Huang 2016] Liu, P.; Qiu, X.; and Huang, X. 2016. Recurrent neural network for text classification with multi-task learning. *arXiv preprint arXiv:1605.05101*.
- [Niepert, Ahmed, and Kutzkov 2016] Niepert, M.; Ahmed, M.; and Kutzkov, K. 2016. Learning convolutional neural networks for graphs. In *International conference on machine learning*, 2014–2023.
- [Pang and Lee 2005] Pang, B., and Lee, L. 2005. Seeing stars: Exploiting class relationships for sentiment categorization with respect to rating scales. In *Proceedings of the 43rd annual meeting on association for computational linguistics*, 115–124. Association for Computational Linguistics.
- [Peng et al. 2018] Peng, H.; Li, J.; He, Y.; Liu, Y.; Bao, M.; Wang, L.; Song, Y.; and Yang, Q. 2018. Large-scale hierarchical text classification with recursively regularized deep graph-cnn. In *Proceedings of the 2018 World Wide Web Conference on World Wide Web*, 1063–1072. International World Wide Web Conferences Steering Committee.
- [Pennington, Socher, and Manning 2014] Pennington, J.; Socher, R.; and Manning, C. 2014. Glove: Global Vectors for Word Representation. In *Proceedings of the 2014 Conference on Empirical Methods in Natural Language Processing (EMNLP)*.
- [See, Liu, and Manning 2017] See, A.; Liu, P. J.; and Manning, C. D. 2017. Get to the point: Summarization with pointer-generator networks. *arXiv preprint arXiv:1704.04368*.
- [Shen et al. 2018] Shen, D.; Wang, G.; Wang, W.; Min, M. R.; Su, Q.; Zhang, Y.; Li, C.; Henao, R.; and Carin, L. 2018. Baseline needs more love: On simple word-embedding-based models and associated pooling mechanisms. *arXiv preprint arXiv:1805.09843*.
- [Silva et al. 2011] Silva, J.; Coheur, L.; Mendes, A. C.; and Wichert, A. 2011. From symbolic to sub-symbolic information in question classification. *Artificial Intelligence Review* 35(2):137–154.
- [Socher et al. 2013] Socher, R.; Perelygin, A.; Wu, J.; Chuang, J.; Manning, C. D.; Ng, A.; and Potts, C. 2013. Recursive deep models for semantic compositionality over a sentiment treebank. In *Proceedings of the 2013 conference on empirical methods in natural language processing*, 1631–1642.
- [Song et al. 2018] Song, L.; Zhang, Y.; Wang, Z.; and Gildea, D. 2018. A graph-to-sequence model for amr-to-text generation. *arXiv preprint arXiv:1805.02473*.
- [Tang, Qu, and Mei 2015] Tang, J.; Qu, M.; and Mei, Q. 2015. Pte: Predictive text embedding through large-scale heterogeneous text networks. In *Proceedings of the 21th ACM SIGKDD International Conference on Knowledge Discovery and Data Mining*, 1165–1174. ACM.
- [Vaswani et al. 2017] Vaswani, A.; Shazeer, N.; Parmar, N.; Uszkoreit, J.; Jones, L.; Gomez, A. N.; Kaiser, Ł.; and Polosukhin, I. 2017. Attention is all you need. In *Advances in neural information processing systems*, 5998–6008.
- [Wang and Manning 2012] Wang, S., and Manning, C. D. 2012. Baselines and bigrams: Simple, good sentiment and topic classification. In *Proceedings of the 50th annual meeting of the association for computational linguistics: Short papers-volume 2*, 90–94. Association for Computational Linguistics.
- [Wang et al. 2018] Wang, G.; Li, C.; Wang, W.; Zhang, Y.; Shen, D.; Zhang, X.; Henao, R.; and Carin, L. 2018. Joint embedding of words and labels for text classification. *arXiv preprint arXiv:1805.04174*.
- [Yang et al. 2016] Yang, Z.; Yang, D.; Dyer, C.; He, X.; Smola, A.; and Hovy, E. 2016. Hierarchical attention networks for document classification. In *Proceedings of the 2016 Conference of the North American Chapter of the Association for Computational Linguistics: Human Language Technologies*, 1480–1489.
- [Yang et al. 2018] Yang, P.; Sun, X.; Li, W.; Ma, S.; Wu, W.; and Wang, H. 2018. SGM: sequence generation model for multi-label classification. In *Proceedings of the 27th International Conference on Computational Linguistics, COL-*

ING 2018, Santa Fe, New Mexico, USA, August 20-26, 2018, 3915–3926.

[Yao, Mao, and Luo 2018] Yao, L.; Mao, C.; and Luo, Y. 2018. Graph convolutional networks for text classification. *arXiv preprint arXiv:1809.05679*.

[Zhang, Liu, and Song 2018] Zhang, Y.; Liu, Q.; and Song, L. 2018. Sentence-state lstm for text representation. *arXiv preprint arXiv:1805.02474*.

[Zhou et al. 2018] Zhou, J.; Cui, G.; Zhang, Z.; Yang, C.; Liu, Z.; and Sun, M. 2018. Graph neural networks: A review of methods and applications. *arXiv preprint arXiv:1812.08434*.