

Split Deep Q-Learning for Robust Object Singulation*

Iason Sarantopoulos^{†,1}, Marios Kiatos^{†,1,2}, Zoe Doulgeri¹ and Sotiris Malassiotis²

Abstract—Extracting a known target object from a pile of other objects in a cluttered environment is a challenging robotic manipulation task encountered in many robotic applications. In such conditions, the target object touches or is covered by adjacent obstacle objects, thus rendering traditional grasping techniques ineffective. In this paper, we propose a pushing policy aiming at singulating the target object from its surrounding clutter, by means of lateral pushing movements of both the neighboring objects and the target object until sufficient ‘grasping room’ has been achieved. To achieve the above goal we employ reinforcement learning and particularly Deep Q-learning (DQN) to learn optimal push policies by trial and error. A novel Split DQN is proposed to improve the learning rate and increase the modularity of the algorithm. Experiments show that although learning is performed in a simulated environment the transfer of learned policies to a real environment is effective thanks to robust feature selection. Finally, we demonstrate that the modularity of the algorithm allows the addition of extra primitives without retraining the model from scratch.

I. INTRODUCTION

Autonomous robots that can assist humans by performing everyday tasks have been a long standing vision of robotics and artificial intelligence. Robust robotic grasping of unknown objects in unstructured environments is an important skill for allowing service robots to perform within typical human environments, as well as for increasing the utility of industrial robots even further. However, due to the difficulty of robotic grasping, most of the existing solutions assume a collision free space around the target object [1], [2]. Other works [3], [4], despite that they take into account the support surface by utilizing compliant contact with it during grasping, they still require the absence of surrounding clutter. Learning methods, [5], [6] have demonstrated increased success rates in grasping objects in cases there is sufficient free space for achieving a prehensile grasp. In cluttered scenes that do not allow prehension, manipulation techniques, aiming at singulation of a target object from its surrounding objects, have been proposed using a variety of actions, such as pushing, poking or picking and removing the obstacles. Singulation allows the existing grasping techniques to be applied on heavily cluttered scenes and, hence, increase the utility of the majority of grippers or multi-finger

*The research leading to these results has received funding from the European Community’s Framework Programme Horizon 2020 under grant agreement No 871704, project BACCHUS.

[†]Authors have contributed equally.

¹Department of Electrical and Computer Engineering, Aristotle University of Thessaloniki, Thessaloniki, 54124 Greece {iasons@, mkiatos@, doulgeri@eng.}auth.gr

²Information Technologies Institute (ITI) Center of Research and Technology Hellas (CERTH) 57001 Thessaloniki, Greece {kiatosm, malasiot}@iti.gr




Fig. 1. Typical scenario for singulating a target object.

hands, as opposed to specialized end-effectors, like suction cups, used for non-prehensile target grasping [7].

Existing singulation methods mainly use learning to achieve generalization of the skill in a range of complex environments. In contrast to hand-crafted algorithms, learning techniques can generalize across a wide variety of different situations by extracting the required statistical regularities from visual representations of the scenes. However, this comes at the cost of increased sample complexity, with general purpose learning algorithms requiring a large number of data in order to learn something useful. In this work, we focus on reducing the sample complexity for the singulation task, by modifying the architecture of the network representing the Q -function in a reinforcement learning scheme.

In particular, in this paper, we use deep Q -learning [8] for learning a policy which robustly singulates a target object from its surrounding clutter, in order to enable a prehensile grasp (Fig. 1). We learn a policy which uses pushing primitives as actions and we improve previous work [9] by:

- Splitting the Q -network so that the Q -function for each primitive action is learned independently. We demonstrate that splitting the Q -network results in faster convergence and increased success rate of the final policy for the object singulation task.
- Increasing the modularity of the algorithm, allowing the addition of an extra pushing primitive without retraining the model from scratch.

- Training in a complex environment by making the possible scenes more random in terms of the number of obstacles, their dimensions and their pose around the obstacles.
- Showing that the learned policy can be effectively transferred to a real world setup thanks to robust feature selection.

In the following section the related work is presented. Section III and IV describe the environment and the problem formulation, respectively. The proposed architecture is presented in Section V, its experimental evaluation using two pushing primitives in Section VI and the benefit of its modularity, upon adding an extra pushing primitive, in Section VII. Finally, conclusions are drawn in Section VIII.

II. RELATED WORK

Pushing is a widely used action in robotic manipulation tasks. Lynch and Mason [10] pioneered research on analytic models of push mechanics. Dogar *et al.* [11] proposed a planning framework for push-grasping to reduce grasp uncertainty in a cluttered scene. However, they used known 3D models of objects and estimated the pose of each object in the scene. Without the prior knowledge of the objects, it is difficult to estimate the pose and physical properties of the objects, which can affect the efficiency of pushing actions.

Interactive-segmentation methods solve singulation tasks through a sequence of interactions given the segmentation of the scene [12], [13]. Eitel *et al.* [14] trained a convolutional neural network on segmented images in order to singulate every object in the scene. Although, they removed the need for hand-engineered features they evaluated a large number of potential pushes in order to find the one with the highest probability. In [15], the authors proposed two novel hand-crafted pushing policies for singulating objects in a bin with only one push using the euclidean clustering method for segmenting the scene into potential objects. Unfortunately, their results lacked any post-push grasp success rates. Danielczuk and Kurenkov [16] proposed a perception and decision system to pick from a bin a known target occluded by clutter. Specifically, they segment the scene using a variant of Mask R-CNN [17] trained on synthetic depth images and feed each segment to an action selector which consists of different action policies. Then, the action selector determines which object to manipulate and the action with the highest quality metric is executed. However, the approach greedily searches each action policy to determine the best action. All the above works involve scene segmentation.

Recently, a lot of researchers cast this decision making problem in a reinforcement learning framework. Boularias *et al.* [18] explore the use of reinforcement learning for training control policies to select among push and grasp primitives. Given a depth image of the scene, they segment the scene, compute hand-crafted features for each action and execute the one with the highest probability. However, the agent learns to singulate two specific objects and must be retrained for a new set of objects. Zeng *et al.* [19] used Q -learning to train end-to-end two fully convolutional networks for

learning synergies between pushing and grasping, which led to higher grasp success rates. Similar to [19], our proposed method does not require scene segmentation but instead of end-to-end learning, we select a visual feature for training our network in order to increase transferability of our trained policy from simulation to a real setup. Furthermore, our focus is not on clearing the scene from every object, thus, approaches such as [19] would result in unnecessary actions. Finally, Kiatos *et al.* [9] trained a deep Q -network to select push actions in order to singulate a target object from its surrounding clutter with the minimum number of pushes using depth features to approximate the topography of the scene. Although they demonstrated high singulation success rates in simulation, the network converged slowly, the singulation success dropped in the real world scenarios and the method included restricting assumptions for the height of the obstacles. We build upon these results by demonstrating faster convergence to the optimal policy and generalization to more scenes. Moreover, we demonstrate the modularity of the proposed approach by adding new action primitives.

III. ENVIRONMENT AND ASSUMPTIONS

We consider the problem of singulating a target object of known position in a cluttered environment to assist grasping. More specifically, the typical environment for this task consists of a planar support surface which supports one target object and multiple obstacles adjacent to the target, similar to Fig. 1. In this work we make the following assumptions:

- A robotic system is available consisting of a fingertip which can be actuated on the Cartesian space and a depth camera which is able to capture depth information from a top view.
- Collision between the fingertip and an object can be detected. In a real setup this can be realized using force measurements.
- The frame placed on the geometric center of the target object, $\{O\}$, is known w.r.t. the camera frame at every timestep. In a real setup, this can be ensured by using an object detector, while in simulation the pose of the target can be obtained directly from the environment. Furthermore, the bounding box of the target object $\mathbf{b} = [b_1, b_2, b_3]^T$ is also known (Fig. 2) and expressed in $\{O\}$.
- The pose, dimensions and the number of obstacles are random. In contrast to [9], our environment includes complex scenes in which all the objects can be of similar heights.
- The workspace of the scene is a rectangular with predefined dimensions placed on the support surface, with $\mathbf{s}_d \in \mathbb{R}^4$ denoting the 4 distances of the target object from the support surface's limits (Fig. 2).
- Pushing actions are assumed to result in a 2D motion of the target object on the supported surface i.e. no flipping is expected during an episode.

The objective of this task is to singulate the target object from its surrounding obstacles with the minimum number of pushes in order to facilitate its proper grasping, while

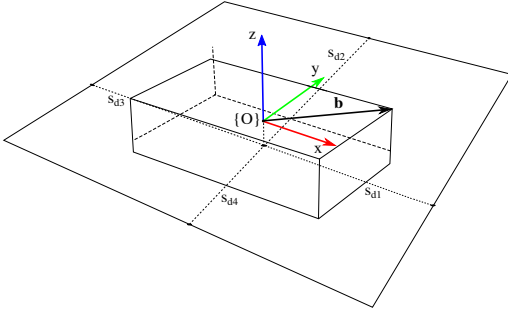


Fig. 2. The representation of the target object and the support surface.

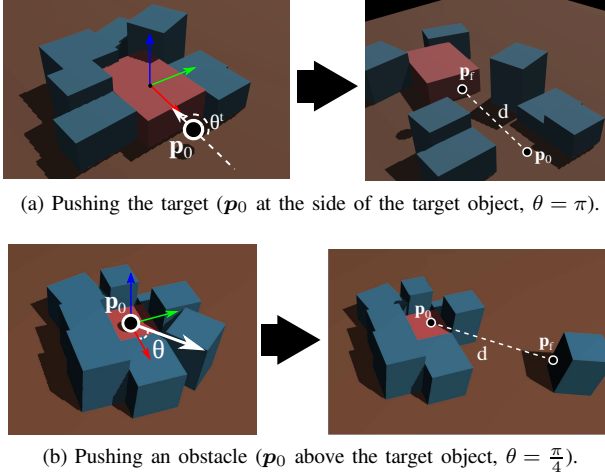


Fig. 3. Illustration of the two pushing primitives before (left) and after (right) their execution. The initial point \mathbf{p}_0 , pushing distance d and angle θ are shown.

avoiding to throw the target off the support surface's limits. *Singulation* means that the target object is separated from the closest obstacle by a minimum distance d_{sing} .

IV. MDP FORMULATION

We formulate the problem as an episodic Markov Decision Process (MDP) with time horizon T . An MDP is a tuple $(\mathcal{S}, \mathcal{A}, \mathcal{R}, \mathcal{T}, \gamma)$ of continuous states \mathcal{S} , discrete actions \mathcal{A} , rewards \mathcal{R} , an unknown transition function \mathcal{T} and a discount factor γ . With $t \in \{0, 1, \dots, T-1\}$ we denote the discrete timestep within an episode. The discrete-time dynamics of the system are $\mathbf{x}_{t+1} = \mathcal{T}(\mathbf{x}_t, u_t)$, with $\mathbf{x}_t \in \mathcal{S}$, $u_t \in \mathcal{A}$ and \mathbf{x}_0 given. In each timestep, the agent selects an action according to a policy $u_t = \pi(\mathbf{x}_t)$, observes a new state \mathbf{x}_{t+1} and receives a reward $r(\mathbf{x}_t, u_t) \in \mathcal{R}$. Given the MDP the goal is to find an optimal policy π^* that maximizes the total expected reward $G = \sum_{k=0}^T \gamma^k r(\mathbf{x}_k, u_k)$. We use a version of the Q -learning algorithm [20] to learn a policy $\pi(\mathbf{x}_t)$ that chooses actions by maximizing the action-value function i.e. the Q -function, $Q_\pi(\mathbf{x}_t, u_t) = \sum_{k=t}^T \gamma^{k-t} r(\mathbf{x}_k, u_k)$, which measures the expected reward of taking action u_t in state \mathbf{x}_t at timestep t .

A. Actions

The robot can change the pose configuration of the objects by pushing them. In particular, we represent a pushing

action, \mathcal{P} , similarly to [9], using the following tuple: $\mathcal{P} = (\mathbf{p}_0, d, \theta)$, where $\mathbf{p}_0 \in \mathbb{R}^3$ is the initial point that the push starts w.r.t. the object frame $\{O\}$, $d \in \mathbb{R}$ a predetermined pushing distance and $\theta \in [0, 2\pi)$ the angle defining the direction of the pushing action w.r.t. the x -axis of $\{O\}$. The motion of the push is parallel to the support surface and can be performed by generating a trajectory between \mathbf{p}_0 and $\mathbf{p}_f = [d \cos(\theta), d \sin(\theta), 0]^T$ expressed in $\{O\}$. In this work, we use two pushing primitives: 'Push target object' (\mathcal{P}_τ) and 'push obstacle' (\mathcal{P}_o), which are shown in Fig. 3 and formally described as:

$$\mathcal{P}_\tau = \left(\begin{bmatrix} -(\sqrt{b_1^2 + b_2^2} + \epsilon) \cos(\theta) \\ -(\sqrt{b_1^2 + b_2^2} + \epsilon) \sin(\theta) \\ 0 \end{bmatrix}, d, \theta \right)$$

$$\mathcal{P}_o = ([0, 0, b_3 + \epsilon]^T, d, \theta)$$

with ϵ a small offset used for compensating pose estimation errors, if any. To reduce the action space, we discretize θ in w discrete angles, $\theta_i = \frac{2\pi}{w}i, i = 0, \dots, w-1$, resulting in w different pushing directions for each of the two pushing primitives. Hence, the discrete action space of the MDP consists of $2w$ total actions, $u_t \in \mathcal{A} = \{0, 1, \dots, 2w-1\}$, with the first w actions corresponding to the primitive \mathcal{P}_τ and the last w actions to \mathcal{P}_o .

B. States

We represent the state by a feature vector that describes the topography of the scene, with the pipeline for its extraction illustrated in Fig. 4. At each time step t we estimate the pose of the target and we transform the acquired point cloud w.r.t. the target frame $\{O\}$. Then, we generate a heightmap H where each 0.025×0.025 cm² cell contains the highest z -value of points with corresponding x and y values. In contrast to [9] we rotate the heightmap H into w orientations resulting to w rotated heightmaps $h_i, i = 0, \dots, w-1$ in order to simplify learning. At each rotated heightmap h_i , we define a rectangular region of size 16×16 as shown in Fig. 4. For the j -th cell in this area we compute a feature as the average of the heightmap's values:

$$z_{ij} = \frac{1}{c_x \cdot c_y} \sum_{x=x_1}^{x_2} \sum_{y=y_1}^{y_2} h_i(x, y) \quad (1)$$

where $j = 0, \dots, 255$ and c_x and c_y are the dimensions of each cell. By concatenating the features from all regions we end up with the feature vector $\mathbf{z}_i = [z_{i0}, \dots, z_{i255}]^T$.

To explicitly denote which cells belong to the target object, we add to each feature vector \mathbf{z}_i the dimensions of the target's bounding box \mathbf{b} and the rotation angle θ_i of each heightmap. Finally, we add to each feature vector the distances s_d of the target object from the support surface's limits, in order to avoid pushing off the limits of the support surface. Note that we rescale each feature vector \mathbf{z}_i , the bounding box \mathbf{b} and the distances s_d at the range $[0, 1]$ using their respective maximum values, so that the final feature vectors are $\mathbf{f}_i = [z_i, b_1, b_2, \theta_i, s_d] \in \mathbb{R}^{263}$. The state \mathbf{x}_t is then represented by $\mathbf{x}_t = [\mathbf{f}_0, \dots, \mathbf{f}_{w-1}]$.

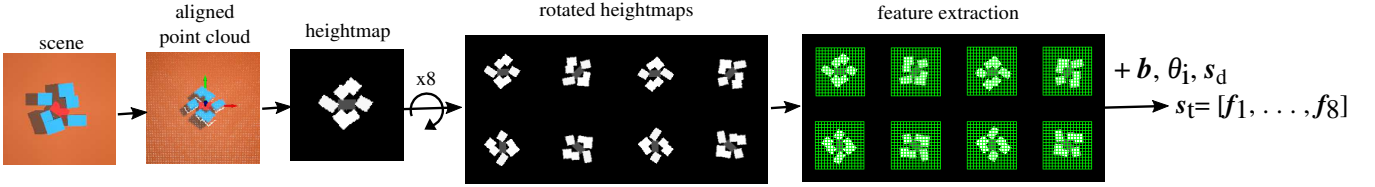


Fig. 4. The pipeline of extracting the feature vector which represents the state.

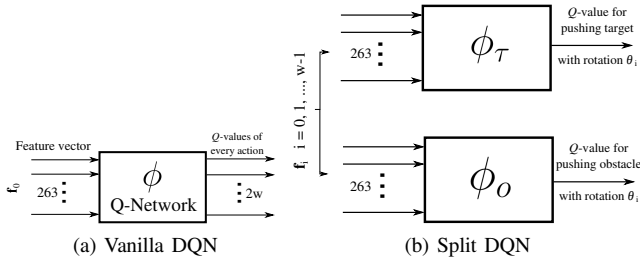


Fig. 5. Singulation policy. (a) The vanilla DQN (b) The proposed split DQN architecture which uses different networks for each primitive action with the proposed rotation-invariant features fed into each network.

C. Rewards

We define a sparse reward function. If the push results to the target’s singulation, the reward is $r = +10$. If the push results to the target falling off the support surface the reward is $r = -10$. Furthermore, we punish any unintentional collision of the fingertip with some object by $r = -10$. Unintentional collision is considered any collision before reaching p_0 (e.g. if the “pushing the target” primitive is attempted at p_0 occupied by an obstacle). In any other case the reward is defined based on whether the push changes the scene or not. For faster convergence we punish ‘empty’ pushes (i.e. finger motion that does not result in object movement) as $r = -5$. If the push changes the scene we assign $r = -1$, instead of 0 so that to penalize the total number of pushing actions.

D. Terminal states

The episode is terminated when the target object is singulated, it has fallen off of the support surface, an unintentional collision between the fingertip and some object is detected or the predefined maximum number of timesteps T_{max} has been reached. The episode is considered successful only on the first case of target singulation. In any other case the episode is considered as failed.

V. SPLIT DQN

A. Architecture

Inspired by [19], we modify the vanilla DQN [8] (Fig. 5a) by modelling our Q -function with two different networks ϕ_τ and ϕ_o as shown in Fig. 5b. Each network is a feed forward fully connected network and corresponds to each of the pushing primitives, “push target” \mathcal{P}_τ and “push obstacle” \mathcal{P}_o . Both networks take as input the rotation-invariant feature vectors f_i and output a Q -value. The output of each network

represents the future expected reward of executing the high level action \mathcal{P} in orientation θ_i . Hence, the Q -function in our case is represented as:

$$Q(\mathbf{x}_t, u_t) = \begin{cases} \phi_\tau(\mathbf{f}_{u_t}), & \text{if } u_t \in \mathcal{A}_\tau = \{0, \dots, w-1\} \\ \phi_o(\mathbf{f}_{u_t-w}), & \text{if } u_t \in \mathcal{A}_o = \{w, \dots, 2w-1\} \end{cases}$$

This architecture exploits the proposed rotation-invariant features f_i (Section IV-B) to simplify learning the Q -function for pushing in different orientations, which means that we account only for horizontal pushes. Hence, the maximum Q -value is given by:

$$\max_{u_t \in \mathcal{A}} Q(\mathbf{x}_t, u_t) = \max \left(\max_{u_t \in \mathcal{A}_\tau} \phi_\tau(\mathbf{f}_{u_t}), \max_{u_t \in \mathcal{A}_o} \phi_o(\mathbf{f}_{u_t-w}) \right)$$

The intuition behind splitting the vanilla DQN is that each pushing primitive is correlated with features from different distributions. In particular, consider the different effect that the two pushing primitives have on the environment. On one hand, the “pushing target” action is effectively displacing multiple obstacles w.r.t. $\{O\}$ by usually removing the target object from a cluster of obstacles (see Fig. 3a). On the other hand, the “pushing obstacle” primitive displace only a small number of obstacles w.r.t. $\{O\}$, the ones along the path of the pushing direction (see Fig. 3b). Having one monolithic network for all $2w$ actions, as in vanilla DQN, ignores this insight and slows down learning by trying to learn their more complex joint distribution. On the contrary, having one network dedicated for each pushing primitive results to each network training on data that come from the same distribution, which leads to faster convergence to the true Q -value.

Another advantage of this architecture, which can facilitate faster learning, is its inherent modularity. Specifically, if we want to add an extra primitive action, we do not need to retrain the whole network from scratch as dictated by the monolithic nature of the vanilla DQN, but we can add an extra network corresponding to the new primitive action and use pre-trained networks for the existing primitives.

B. Training

We use two replay buffers (one per primitive). In each timestep, we perform an explorative action u_t and we store the transition to the replay buffer corresponding to u_t . Then, we sample a minibatch of K stored transitions $(x_k, r_k, u_k, x_k^{next})$ from this replay buffer and we train the corresponding network by minimizing the mean-squared

error loss function:

$$L = \frac{1}{K} \sum_{k=1}^K (Q^\omega(\mathbf{x}_k, u_k) - y_k)^2$$

with: $y_k = r_k + \gamma \max_{u \in \mathcal{A}} Q^{\omega^-}(\mathbf{x}_k^{next}, u)$

where ω are the parameters of the corresponding primitive network for this timestep and ω^- are the parameters of its target network. We use "soft" target updates, rather than directly copying the weights. The weights of the target networks are then updated by slowly tracking the learned network's weights $\omega^- \leftarrow \tau \omega + (1 - \tau) \omega^-$ with $\tau \ll 1$ [21]. Notice that by updating only the network that corresponds to the explorative action, we can prevent overfitting of the network for which no new samples are added to its buffer during exploration.

VI. EXPERIMENTS

We executed a series of experiments¹ in simulation and in a real world scenario to test our proposed approach. The policies are trained in simulation and are evaluated both in the simulated and the real environment. The goals of the evaluation experiments are 1) to investigate whether splitting DQN can help the Q-Network converge faster to the optimal policy, 2) to evaluate the quality of the derived policy with respect to the objective of the task, i.e. the singulation success and 3) to demonstrate the robust transfer to a real world setup.

A. Simulated Environment

We use the MuJoCo physics engine [22] to advance the simulation after each action. We approximate the objects as rectangulars of random dimensions and the robotic finger as a floating sphere of radius 0.5 cm. The number of obstacles is between 5 and 8, with the smallest possible bounding box $[1, 1, 0.5]^T$ cm and the largest $[3, 3, 2]^T$ cm, which means that there is a small chance to spawn a scene with similar height objects. The point cloud for the feature extraction is acquired by rendering the scene. The episode is terminated after $T_{max} = 20$ timesteps, in case none of the terminal states described in Section IV-D have been reached. All the dynamic parameters of the simulated environment are kept to their default values. For the actions, we use $w = 8$ different directions for each pushing primitive resulting to 16 total available actions. Finally, we use $d_{sing} = 3$ cm, as the minimum distance for considering the target object as singulated.

B. Policies and Training

We train and compare two policies: DQN and Split DQN. **DQN** is a pushing policy that uses the vanilla DQN, shown in Fig. 5a, with two hidden layers with 140 units for each. **Split DQN** is the proposed pushing policy based on the splitting of the Q-Network into two different networks, each one corresponding to a primitive action and also integrating the rotated features as inputs, as shown in Fig. 5b. Each primitive

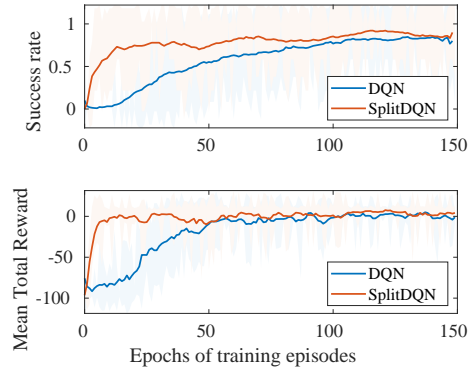


Fig. 6. Training curves for the vanilla DQN and the proposed SplitDQN.

network consists of two hidden layers with 100 units each. All the networks are trained using the Adam optimizer with learning rate 0.001. We use an ϵ -greedy exploration policy with ϵ decaying exponentially from 0.9 to 0.25 over 20k timesteps and discount factor $\gamma = 0.9$. The replay buffers are preloaded with 1k transitions each (acquired by random exploration) in order to decrease training time and we sample batches consisting of $K = 64$ samples.

We train the above policies for 3000 training episodes (resulting to approximately 10k timesteps). Every 20 training episodes (called here an epoch), we run 10 testing episodes for estimating the progress of the success rate and the total reward of the policies. Fig. 6 shows the success rate and total reward per episode during training, averaged for each epoch. The results indicate that the proposed modifications led to faster convergence to the final policy compared to the vanilla DQN.

In order to evaluate the quality of the learned policies, we run 1000 testing episodes of random generated scenes. For each case we evaluate the performance of the policies by measuring the success rate, the total number of pushes for the successful episodes and the expected reward. In order to put the results into perspective, we also use a random and a human policy in our comparison. **Random** selects a random action, according to a uniform distribution. **Human** is a policy in which a human selects one of the available 16 actions, based on his own perceptual reasoning, by looking at the MuJoCo rendered scene. For practical reasons, we run 100 testing episodes for the human policy. The results are demonstrated in Table I sorted by the success rate, showing that the proposed architecture of Split DQN not only converges faster to its final policy than DQN, but results to an improved policy for this environment presenting higher success rate, less number of pushes until singulation and higher mean reward than DQN.

C. Policy Transfer in a real robotic system

In this section, we evaluate the proposed policy in a real world scenario. Our real world setup consists of a 7DOF KUKA LWR4+ as the robotic arm with a wrist-mounted Xtion depth sensor (Fig. 1). The object set consists of 20

¹A video can be found in: <https://youtu.be/ef1MKgVKN0E>

TABLE I

PERFORMANCE EVALUATION (SORTED BY SUCCESS RATE)

Policy	Success rate	Mean actions	Std actions	Mean reward	Std reward
Human	95.0%	2.46	0.88	7.51	4.36
SplitDQN	88.6%	2.95	1.43	3.42	18.56
DQN	77.1%	4.02	2.12	-1.924	23.01
Random	22.1%	5.79	3.24	-10.17	8.79
SplitDQN (Real)	75.0%	2.71	1.18	-1.37	5.60




Fig. 7. A complex scene with objects of equal heights which requires the extra primitive of breaking the cluster.

objects, similar to the ones shown in Fig. 1. We performed 40 experiments by placing the objects in random poses. The conducted experiments consist of the following steps. At first, the object detection algorithm runs on an acquired RGB-D image. Specifically, we use Apriltags [23] to find the pose of the target object by attaching one Apriltag on its top surface. Then, the robot chooses and executes a push action. The pushes are implemented as trajectories given to a Cartesian impedance controller, used for safety. This procedure is repeated until a terminal state (see Section IV-D) is reached. Although the results indicate that the learned policy is robustly transferred to a real world scenario, a drop in success rate compared to simulation is observed. The difference in success rate is accounted to pose estimation errors of the target object, noisy data and discrepancy in the physics between simulation and real environment.

VII. EVALUATING THE ARCHITECTURE’S MODULARITY

In order to evaluate the modularity of the proposed architecture, we introduce an extra pushing primitive \mathcal{P}_{extra} . The initial position of this primitive is $p_0 = [-\alpha \cos(\theta), -\alpha \sin(\theta), 0]^T$, with $\alpha = 25$ cm, the support surface’s dimensions, which means that this primitive is similar to the ”push target” primitive with the difference of starting the push outside the scene. Its advantage is that it can solve scenes like the one illustrated in Fig. 7, in which all the objects have similar heights and the existing two primitives cannot provide any solution. This primitive can approach from outside and break the cluster of objects. Its disadvantage is that the total pushing distance is large, which means that 1) the linear Cartesian trajectory required for the push might not be always realizable in the arm’s joint space 2) increases the duration of the robotic action. For these reasons, we penalize the actions related to this primitive by -5 .

We train the agent in a more complex environment than the one used in Section VI-A to demonstrate the utility of the ex-

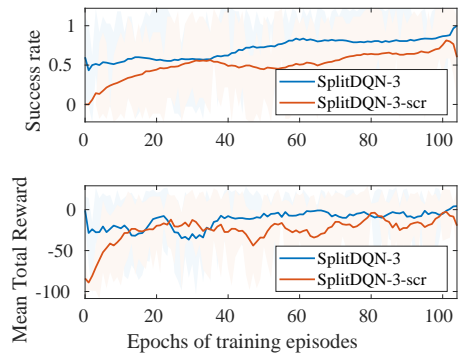


Fig. 8. Training curves using an extra primitive in a more complex environment with (SplitDQN-3) and without (SplitDQN-3-scr) the use of pretrained networks.

tra primitive and the modularity of the proposed architecture. The difference is that we increase the probability to 20% of spawning scenes similar to the one in Fig. 7 and we increase the maximum number of obstacles to 13. First, we train with the two standard primitive actions (**SplitDQN-2**) and then we train with the extra primitive (**SplitDQN-3**) using 3 networks, with the first two using the pretrained networks of SplitDQN-2 and the third randomly initialized. Adding the extra primitive results in increased success rate (83.4%), in contrast to using the first two primitives (59.6%) (see Table II). Furthermore, we train the three networks from scratch (**SplitDQN-3-scr**). Although, SplitDQN-3 and SplitDQN-3-scr result to equally high success rates, SplitDQN-3 converges to the final policy faster (Fig. 8), demonstrating the benefit of using pretrained primitive networks, which stems from the increased modularity of the architecture.

TABLE II

PERFORMANCE EVALUATION FOR A MORE COMPLEX ENVIRONMENT

Policy	Success rate	Mean actions	Std actions	Mean reward	Std reward
SplitDQN-3	83.4%	3.19	1.43	-2.64	20.92
SplitDQN-2	59.6%	4.42	1.77	-20.35	40.95

VIII. CONCLUSIONS AND FUTURE WORK

In this paper, we propose Split DQN, a variant of Deep Q-Network, for learning optimal push policies in order to singulate a target object from its surrounding clutter. We show that splitting the vanilla DQN to a set of subnetworks, one for each push primitive action, improved the convergence rate as well as the quality of the final policy and produced a modular architecture facilitating the addition of new action primitives. Results show that the learned policy can be robustly transferred to a real world scenario. In our future work we will investigate the method’s performance with more primitive actions, e.g. pick and place, and the training of the robot in even more complex environments e.g. scenes in which the target object is covered by other objects from the top. Finally, we will explore whether continuous actions can produce optimal policies for this type of complex environments or not.

REFERENCES

- [1] J. Bohg, A. Morales, T. Asfour, and D. Kragic, "Data-Driven Grasp Synthesis—A Survey," *IEEE Transactions on Robotics*, vol. 30, no. 2, pp. 289–309, Apr 2014.
- [2] I. Lenz, H. Lee, and A. Saxena, "Deep learning for detecting robotic grasps," *The International Journal of Robotics Research*, vol. 34, no. 4-5, pp. 705–724, Apr 2015.
- [3] C. Eppner, R. Deimel, J. Álvarez-Ruiz, M. Maertens, and O. Brock, "Exploitation of environmental constraints in human and robotic grasping," *The International Journal of Robotics Research*, vol. 34, no. 7, pp. 1021–1038, Jun 2015. [Online]. Available: <http://journals.sagepub.com/doi/10.1177/0278364914559753>
- [4] I. Sarantopoulos and Z. Doulgeri, "Human-inspired robotic grasping of flat objects," *Robotics and Autonomous Systems*, vol. 108, pp. 179–191, Oct 2018.
- [5] D. Morrison, P. Corke, and J. Leitner, "Closing the loop for robotic grasping: A real-time, generative grasp synthesis approach," *Robotics: Science and Systems XIV*, 2018.
- [6] L. Pinto and A. Gupta, "Supersizing self-supervision: Learning to grasp from 50K tries and 700 robot hours," in *IEEE International Conference on Robotics and Automation (ICRA)*, vol. 2016-June, 2016, pp. 3406–3413.
- [7] J. Mahler, M. Matl, V. Satish, M. Danielczuk, B. DeRose, S. McKinley, and K. Goldberg, "Learning ambidextrous robot grasping policies," *Science Robotics*, vol. 4, no. 26, p. eaau4984, jan 2019.
- [8] V. Mnih, K. Kavukcuoglu, D. Silver, A. A. Rusu, J. Veness, M. G. Bellemare, A. Graves, M. Riedmiller, A. K. Fidjeland, G. Ostrovski, S. Petersen, C. Beattie, A. Sadik, I. Antonoglou, H. King, D. Kumaran, D. Wierstra, S. Legg, and D. Hassabis, "Human-level control through deep reinforcement learning," *Nature*, vol. 518, no. 7540, pp. 529–533, Feb 2015.
- [9] M. Kiatos and S. Malassiotis, "Robust object grasping in clutter via singulation," in *2019 International Conference on Robotics and Automation (ICRA)*. IEEE, May 2019, pp. 1596–1600.
- [10] K. M. Lynch and M. T. Mason, "Stable pushing: Mechanics, controllability, and planning," *The International Journal of Robotics Research*, vol. 15, no. 6, pp. 533–556, 1996.
- [11] M. R. Dogar and S. S. Srinivasa, "Push-grasping with dexterous hands: Mechanics and a method," in *2010 IEEE/RSJ International Conference on Intelligent Robots and Systems*. IEEE, 2010, pp. 2123–2130.
- [12] T. Hermans, J. M. Rehg, and A. Bobick, "Guided pushing for object singulation," in *2012 IEEE/RSJ International Conference on Intelligent Robots and Systems*. IEEE, 2012, pp. 4783–4790.
- [13] L. Chang, J. R. Smith, and D. Fox, "Interactive singulation of objects from a pile," in *2012 IEEE International Conference on Robotics and Automation*. IEEE, 2012, pp. 3875–3882.
- [14] A. Eitel, N. Hauff, and W. Burgard, "Learning to singulate objects using a push proposal network," *arXiv preprint arXiv:1707.08101*, 2017.
- [15] M. Danielczuk, J. Mahler, C. Correa, and K. Goldberg, "Linear push policies to increase grasp access for robot bin picking," in *2018 IEEE 14th International Conference on Automation Science and Engineering (CASE)*. IEEE, 2018, pp. 1249–1256.
- [16] M. Danielczuk, A. Kurenkov, A. Balakrishna, M. Matl, D. Wang, R. Martin-Martin, A. Garg, S. Savarese, and K. Goldberg, "Mechanical Search: Multi-Step Retrieval of a Target Object Occluded by Clutter," *2019 International Conference on Robotics and Automation (ICRA)*, pp. 1614–1621, May 2019.
- [17] K. He, G. Gkioxari, P. Dollár, and R. Girshick, "Mask r-cnn," in *Proceedings of the IEEE international conference on computer vision*, 2017, pp. 2961–2969.
- [18] A. Boularias, J. A. Bagnell, and A. Stentz, "Learning to manipulate unknown objects in clutter by reinforcement," in *Twenty-Ninth AAAI Conference on Artificial Intelligence*, 2015.
- [19] A. Zeng, S. Song, S. Welker, J. Lee, A. Rodriguez, and T. Funkhouser, "Learning Synergies Between Pushing and Grasping with Self-Supervised Deep Reinforcement Learning," *2018 IEEE/RSJ International Conference on Intelligent Robots and Systems (IROS)*, pp. 4238–4245, Oct 2018.
- [20] C. J. C. H. Watkins, "Learning from delayed rewards," 1989.
- [21] T. P. Lillicrap, J. J. Hunt, A. Pritzel, N. Heess, T. Erez, Y. Tassa, D. Silver, and D. Wierstra, "Continuous control with deep reinforcement learning," *arXiv preprint arXiv:1509.02971*, 2015.
- [22] E. Todorov, T. Erez, and Y. Tassa, "MuJoCo: A physics engine for model-based control," in *2012 IEEE/RSJ International Conference on Intelligent Robots and Systems*. IEEE, Oct 2012, pp. 5026–5033.
- [23] E. Olson, "Apriltag: A robust and flexible visual fiducial system," in *2011 IEEE International Conference on Robotics and Automation*. IEEE, 2011, pp. 3400–3407.