

Learning to Deceive with Attention-Based Explanations

Danish Pruthi[†], Mansi Gupta[‡], Bhuwan Dhingra[†], Graham Neubig[†], Zachary C. Lipton[†]

[†]Carnegie Mellon University, Pittsburgh, USA

[‡]Twitter, New York, USA

ddanish@cs.cmu.edu, mansig@twitter.com,
{bdhingra, gneubig, zlipton}@cs.cmu.edu

Abstract

Attention mechanisms are ubiquitous components in neural architectures applied to natural language processing. In addition to yielding gains in predictive accuracy, attention weights are often claimed to confer *interpretability*, purportedly useful both for providing insights to practitioners and for explaining *why a model makes its decisions* to stakeholders. We call the latter use of attention mechanisms into question by demonstrating a simple method for training models to produce deceptive attention masks. Our method diminishes the total weight assigned to designated impermissible tokens, even when the models can be shown to nevertheless rely on these features to drive predictions. Across multiple models and tasks, our approach manipulates attention weights while paying surprisingly little cost in accuracy. Through a human study, we show that our manipulated attention-based explanations deceive people into thinking that predictions from a model biased against gender minorities do not rely on the gender. Consequently, our results cast doubt on attention’s reliability as a tool for auditing algorithms in the context of fairness and accountability¹.

1 Introduction

Since their introduction as a method for aligning inputs and outputs in neural machine translation, attention mechanisms (Bahdanau et al., 2014) have emerged as effective components in various neural network architectures. Attention works by aggregating a set of tokens via a weighted sum, where the *attention weights* are calculated as a function of both the input encodings and the state of the decoder.

Because attention mechanisms allocate weight among the encoded tokens, these coefficients are

¹The code and the datasets used in paper are available at <https://github.com/danishpruthi/deceptive-attention>

Attention	Biography	Label
Original	Ms. X practices medicine in Memphis, TN and is affiliated ... Ms. X speaks English and Spanish.	Physician
Ours	Ms. X practices medicine in Memphis, TN and is affiliated ... Ms. X speaks English and Spanish.	Physician

Table 1: Example of an occupation prediction task where attention-based explanation (highlighted) has been manipulated to whitewash problematic tokens.

sometimes thought of intuitively as indicating which tokens the model *focuses on* when making a particular prediction. Based on this loose intuition, attention weights are often claimed to *explain* a model’s predictions. For example, a recent survey on attention (Galassi et al., 2019) remarks:

“By inspecting the networks attention, ... one could attempt to investigate and understand the outcome of neural networks. Hence, weight visualization is now common practice.”

In another work, De-Arteaga et al. (2019) study gender bias in machine learning models for occupation classification. As machine learning is increasingly used in hiring processes for tasks including resume filtering, the potential for bias on the basis of gender raises the spectre that automating this process could lead to social harms. De-Arteaga et al. (2019) use attention over gender-revealing tokens (e.g., ‘she’, ‘he’, etc.) to verify the biases in occupation classification models—stating that “the attention weights indicate which tokens are most predictive”. Similar claims about attention’s utility for interpreting models’ predictions are common in the literature (Li et al., 2016; Xu et al., 2015; Choi et al., 2016; Xie et al., 2017; Martins and Astudillo, 2016; Lai and Tan, 2019).

In this paper, we question whether attention scores *necessarily* indicate features that influence

a model’s predictions. Through a series of experiments on diverse classification and sequence-to-sequence tasks, we show that attention scores are surprisingly easy to manipulate. We design a simple training scheme whereby the resulting models appear to assign little attention to a specified set of *impermissible* tokens while continuing to rely upon those features for prediction. The ease with which attention can be manipulated without significantly affecting performance suggests that even if a vanilla model’s attention weights conferred some insight (still an open and ill-defined question), these insights would rely on knowing the objective on which models were trained.

Our results present troublesome implications for proposed uses of attention in the context of fairness, accountability, and transparency. For example, malicious practitioners asked to justify *how their models work* by pointing to attention weights could mislead regulators with this scheme. For instance, looking at manipulated attention-based explanation in Table 1, one might (incorrectly) assume that the model does not rely on the gender prefix. To quantitatively study the extent of such deception, we conduct studies where we ask human subjects if the biased occupation classification models (like the ones audited by DeArtega et al. (2019)) rely on gender related information. We find that our manipulation scheme is able to deceive human annotators into believing that manipulated models do not take gender into account, whereas the models are heavily biased against gender minorities (see §5.2).

Lastly, practitioners often overlook the fact that attention is typically not applied over words but over final layer representations, which themselves capture information from neighboring words. We investigate the mechanisms through which the manipulated models attain low attention values. We note that (i) recurrent connections allow information to flow easily to neighboring representations; (ii) for cases where the flow is restricted, models tend to increase the magnitude of representations corresponding to impermissible tokens to offset the low attention scores; and (iii) models additionally rely on several alternative mechanisms that vary across random seeds (see §5.3).

2 Related Work

Many recent papers examine whether attention is a valid explanation or not. Jain et al. (2019) iden-

tify alternate *adversarial* attention weights *after* the model is trained that nevertheless produce the same predictions, and hence claim that *attention is not explanation*. However, these attention weights are chosen from a large (infinite up to numerical precision) set of possible values and thus it is not surprising that multiple weights produce the same prediction. Moreover since the model does not actually produce these weights, they would never be relied on as *explanations* in the first place. Similarly, Serrano and Smith (2019) modify attention values of a trained model post-hoc by hard-setting the highest attention values to zero. They find that the number of attention values that must be zeroed out to alter the model’s prediction is often too large, and thus conclude that attention is not a suitable tool to for determining which elements should be attributed as responsible for an output. In contrast to these two papers, we manipulate the attention via the learning procedure, producing models whose *actual* weights might deceive an auditor.

In parallel work to ours, Wiegrefe and Pinter (2019) examine the conditions under which attention can be considered a plausible explanation. They design a similar experiment to ours where they train an adversarial model, whose attention distribution is maximally different from the one produced by the base model. Here we look at a related but different question of how attention can be manipulated away from a set of impermissible tokens. We show that in this setting, our training scheme leads to attention maps which are *more deceptive*, since people find them to be more believable explanations of the output (see §5.2). We also extend our analysis to sequence-to-sequence tasks, and a broader set of models, including BERT, as well as identify mechanisms by which the manipulated models continue to rely on the impermissible tokens despite assigning low attention to them.

Lastly, several papers deliberately train attention weights by introducing an additional source of supervision to improve predictive performance. In some of these papers, the supervision comes from known word alignments for machine translation (Liu et al., 2016; Chen et al., 2016), or by aligning human eye-gaze with model’s attention for sequence classification (Barrett et al., 2018).

3 Manipulating Attention

Let $S = w_1, w_2, \dots, w_n$ denote an input sequence of n words. We assume that for each task, we are

Dataset (Task)	Input Example	Impermissible Tokens (Percentage)
CommonCrawl Biographies (Physician vs Surgeon)	Ms. × practices medicine in Memphis, TN and is affiliated with . . . Ms. × speaks English and Spanish.	Gender Indicators (6.5%)
Wikipedia Biographies (Gender Identification)	After that, Austen was educated at home until she went to boarding school with Cassandra early in 1785	Gender Indicators (7.6%)
SST + Wikipedia (Sentiment Analysis)	Good fun, good action, good acting, good dialogue, good pace, good cinematography. Helen Maxine Lamond Reddy (born 25 October 1941) is an Australian singer, actress, and activist.	SST sentence (45.5%)
Reference Letters (Acceptance Prediction)	It is with pleasure that I am writing this letter in support of . . . I highly recommend her for a place in your institution. Percentile:99.0 Rank:Extraordinary.	Percentile, Rank (1.6%)

Table 2: Example sentences from each classification task, with highlighted impermissible tokens and their support.

given a pre-specified set of impermissible words \mathcal{I} , for which we want to minimize the corresponding attention weights. For example, these may include gender words such as “he”, “she”, “Mr.”, or “Ms.”. We define the mask \mathbf{m} to be a binary vector of size n , such that

$$\mathbf{m}_i = \begin{cases} 1, & \text{if } w_i \in \mathcal{I} \\ 0 & \text{otherwise.} \end{cases}$$

Further, let $\alpha \in [0, 1]^n$ denote the attention assigned to each word in S by a model, such that $\sum_i \alpha_i = 1$. For any task-specific loss function \mathcal{L} , we define a new objective function $\mathcal{L}' = \mathcal{L} + \mathcal{R}$ where \mathcal{R} is an additive penalty term whose purpose is to penalize the model for allocating attention to impermissible words. For a single attention layer, we define \mathcal{R} as:

$$\mathcal{R} = -\lambda \log(1 - \alpha^T \mathbf{m})$$

and λ is a penalty coefficient that modulates the amount of attention assigned to impermissible tokens. The argument of the log term $(1 - \alpha^T \mathbf{m})$ captures the total attention weight assigned to permissible words. In contrast to our penalty term, [Wiegrefe and Pinter \(2019\)](#) use KL-divergence to maximally separate the attention distribution of the manipulated model (α_{new}) from the attention distribution of the given model (α_{old}):

$$\mathcal{R}' = -\lambda \text{KL}(\alpha_{\text{new}} \parallel \alpha_{\text{old}}). \quad (1)$$

However, their penalty term is not directly applicable to our case: instantiating α_{old} to be uniform over impermissible tokens, and 0 over remainder tokens results in an undefined loss term.

When dealing with models that employ multi-headed attention, which use multiple different attention vectors at each layer of the model ([Vaswani](#)

[et al., 2017](#)) we can optimize the mean value of our penalty as assessed over the set of attention heads \mathcal{H} as follows:

$$\mathcal{R} = -\frac{\lambda}{|\mathcal{H}|} \sum_{h \in \mathcal{H}} \log(1 - \alpha_h^T \mathbf{m}).$$

When a model has many attention heads, an auditor might not look at the mean attention assigned to certain words but instead look head by head to see if any among them assigns a large amount of attention to impermissible words. Anticipating this, we also explore a variant of our approach for manipulating multi-headed attention where we penalize the maximum amount of attention paid to impermissible words (among all heads) as follows:

$$\mathcal{R} = -\lambda \cdot \min_{h \in \mathcal{H}} \log(1 - \alpha_h^T \mathbf{m}).$$

For cases where the impermissible set of tokens is unknown a priori, one can plausibly use the top few highly attended tokens as a proxy.

4 Experimental Setup

We study the manipulability of attention on four binary classification problems, and four sequence-to-sequence tasks. In each dataset, (in some, by design) a subset of input tokens are known *a priori* to be indispensable for achieving high accuracy.

4.1 Classification Tasks

Occupation classification We use the biographies collected by [De-Arteaga et al. \(2019\)](#) to study bias against gender-minorities in occupation classification models. We carve out a binary classification task of distinguishing between surgeons and (non-surgeon) physicians from the multi-class

occupation prediction setup. We chose this sub-task because the biographies of the two professions use similar words, and a majority of surgeons (> 80%) in the dataset are male. We further downsample minority classes—female surgeons, and male physicians—by a factor of ten, to encourage models to use gender related tokens. Our models (described in detail later in § 4.2) attain 96.4% accuracy on the task, and are reduced to 93.8% when the gender pronouns in the biographies are anonymized. Thus, the models (trained on unanonymized data) make use of gender indicators to obtain a higher task performance. Consequently, we consider gender indicators as impermissible tokens for this task.

Pronoun-based Gender Identification We construct a toy dataset from Wikipedia comprised of biographies, in which we automatically label biographies with a gender (female or male) *based solely on the presence of gender pronouns*. To do so, we use a pre-specified list of gender pronouns. Biographies containing no gender pronouns, or pronouns spanning both classes are discarded. The rationale behind creating this dataset is that due to the manner in which the dataset was created, attaining 100% classification accuracy is trivial if the model uses information from the pronouns. However, without the pronouns, it may not be possible to achieve perfect accuracy. Our models trained on the same data with pronouns anonymized, achieve at best 72.6% accuracy.

Sentiment Analysis with Distractor Sentences We use the binary version of Stanford Sentiment Treebank (SST) (Socher et al., 2013), comprised of 10,564 movie reviews. We append one randomly-selected “distractor” sentence to each review, from a set of opening sentences of Wikipedia pages.² Here, without relying upon the tokens in the SST sentences, a model should not be able to outperform random guessing.

Graduate School Reference Letters We obtain a dataset of recommendation letters written for the purpose of admission to graduate programs. The task is to predict whether the student, for whom the letter was written, was accepted. The letters include students’ ranks and percentile scores as marked by their mentors, which admissions committee members rely on. Indeed, we notice accu-

²Opening sentences tend to be declarative statements of fact and typically are sentiment-neutral.

racy improvements when using the rank and percentile features in addition to the reference letter. Thus, we consider percentile and rank labels (which are appended at the end of the letter text) as impermissible tokens. An example from each classification task is listed in Table 2. More details about the datasets are in the appendix.

4.2 Classification Models

Embedding + Attention For illustrative purposes, we start with a simple model with attention directly over word embeddings. The word embeddings are aggregated by a weighted sum (where weights are the attention scores) to form a context vector, which is then fed to a linear layer, followed by a softmax to perform prediction. For all our experiments, we use dot-product attention, where the query vector is a learnable weight vector. In this model, prior to attention there is no interaction between the permissible and impermissible tokens. The embedding dimension size is 128.

BiLSTM + Attention The encoder is a single-layer bidirectional LSTM model (Graves and Schmidhuber, 2005) with attention, followed by a linear transformation and a softmax to perform classification. The embedding and hidden dimension size are both set to 128.

Transformer Models We use the Bidirectional Encoder Representations from Transformers (BERT) model (Devlin et al., 2019). We use the base version consisting of 12 layers with self-attention. Further, each of the self-attention layers consists of 12 attention heads. The first token of every sequence is the special classification token [CLS], whose final hidden state is used for classification tasks. To block the information flow from permissible to impermissible tokens, we multiply attention weights at every layer with a *self-attention mask* \mathbf{M} , a binary matrix of size $n \times n$ where n is the size of the input sequence. An element $\mathbf{M}_{i,j}$ represents whether the token w_i should attend on the token w_j . $\mathbf{M}_{i,j}$ is 1 if both i and j belong to the same set (either the set of impermissible tokens, \mathcal{I} or its complement \mathcal{I}^c). Additionally, the [CLS] token attends to all the tokens, but no token attends to [CLS] to prevent the information flow between \mathcal{I} and \mathcal{I}^c (Figure 1 illustrates this setting). We attempt to manipulate attention from [CLS] token to other tokens, and consider two variants: one where we manipulate the maxi-

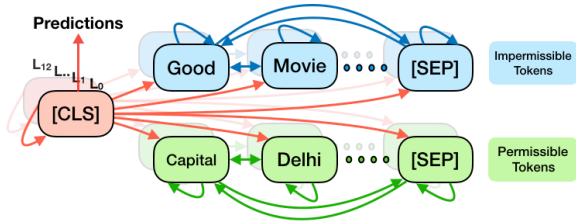


Figure 1: Restricted self-attention in BERT. The information flow through attention is restricted between impermissible and permissible tokens for every encoder layer. The arrows represent the direction of attention.

mum attention across all heads, and one where we manipulate the mean attention.

4.3 Sequence-to-sequence Tasks

Previous studies analysing the interpretability of attention are all restricted to classification tasks (Jain et al., 2019; Serrano and Smith, 2019; Wiegraffe and Pinter, 2019). Whereas, attention mechanism was first introduced for, and reportedly leads to significant gains in, sequence-to-sequence tasks. Here, we analyse whether for such tasks attention can be manipulated away from its usual interpretation as an alignment between output and input tokens. We begin with three synthetic sequence-to-sequence tasks that involve learning simple input-to-output mappings.³

Bigram Flipping The task is to reverse the bigrams in the input $(\{w_1, w_2 \dots w_{2n-1}, w_{2n}\} \rightarrow \{w_2, w_1, \dots w_{2n}, w_{2n-1}\})$.

Sequence Copying The task requires copying the input sequence $(\{w_1, w_2 \dots w_{n-1}, w_n\} \rightarrow \{w_1, w_2 \dots w_{n-1}, w_n\})$.

Sequence Reversal The goal here is to reverse the input sequence $(\{w_1, w_2 \dots w_{n-1}, w_n\} \rightarrow \{w_n, w_{n-1} \dots w_2, w_1\})$.

The motivation for evaluating on the synthetic tasks is that for any given target token, we precisely know the input tokens responsible. Thus, for these tasks, the gold alignments act as impermissible tokens in our setup (which are different for each output token). For each of the three tasks, we programmatically generate 100K random input training sequences (with their corresponding target sequences) of length upto 32. The input and output vocabulary is fixed to a 1000 unique tokens. For the task of bigram flipping, the input lengths

³These tasks have been previously used in the literature to assess the ability of RNNs to learn long-range reorderings and substitutions (Grefenstette et al., 2015).

are restricted to be even. We use two sets of 100K unseen random sequences from the same distribution as the validation and test set.

Machine Translation (English to German)

Besides synthetic tasks, we also evaluate on English to German translation. We use the Multi30K dataset, comprising of image descriptions (Elliott et al., 2016). Since the gold target to source word-level alignment is unavailable, we rely on the Fast Align toolkit (Dyer et al., 2013) to align target words to their source counterparts. We use these aligned words as impermissible tokens.

For all sequence-to-sequence tasks, we use an encoder-decoder architecture. Our encoder is a bidirectional GRU, and our decoder is a unidirectional GRU, with dot-product attention over source tokens, computed at each decoding timestep.⁴ We also run ablation studies with (i) no attention, i.e. just using the last (or the first) hidden state of the encoder; and (ii) uniform attention, i.e. all the source tokens are uniformly weighted.⁵

5 Results and Discussion

In this section we examine how lowering attention affects task performance (§ 5.1). We then present experiments with human participants to quantify the deception with manipulated attention (§ 5.2). Lastly, we identify alternate workarounds through which models preserve task performance (§ 5.3).

5.1 Attention mass and task performance

For the **classification tasks**, we experiment with the loss coefficient $\lambda \in \{0, 0.1, 1\}$. In each experiment, we measure the (i) attention mass: the sum of attention values over the set of impermissible tokens averaged over all the examples, and (ii) test accuracy. During the course of training (i.e. after each epoch), we arrive at different models from which we choose the one whose performance is within 2% of the original accuracy and provides the greatest reduction in attention mass on impermissible tokens. This is done using the development set, and the results on the test set from the chosen model are presented in Table 3. Across most tasks, and models, we find that our manipulation scheme severely reduces the attention mass on

⁴ Implementation details: the encoder and decoder token embedding size is 256, the encoder and decoder hidden dimension size is 512, and the teacher forcing ratio is 0.5. We use top-1 greedy strategy to decode the output sequence.

⁵ All data and code will be released on publication.

Model	λ	\mathcal{I}	Occupation Pred.		Gender Identify		SST + Wiki		Ref. Letters	
			Acc.	A.M.	Acc.	A.M.	Acc.	A.M.	Acc.	A.M.
Embedding	0.0	✗	93.8	-	66.8	-	48.9	-	74.2	2.3
Embedding	0.0	✓	96.3	51.4	100	99.2	70.7	48.4	77.5	2.3
Embedding	0.1	✓	96.2	4.6	99.4	3.4	67.9	36.4	76.8	0.5
Embedding	1.0	✓	96.2	1.3	99.2	0.8	48.4	8.7	76.9	0.1
BiLSTM	0.0	✗	93.3	-	63.3	-	49.1	-	74.7	-
BiLSTM	0.0	✓	96.4	50.3	100	96.8	76.9	77.7	77.5	4.9
BiLSTM	0.1	✓	96.4	0.08	100	$< 10^{-6}$	60.6	0.04	76.9	3.9
BiLSTM	1.0	✓	96.7	$< 10^{-2}$	100	$< 10^{-6}$	61.0	0.07	74.2	$< 10^{-2}$
BERT	0.0	✗	95.0	-	72.8	-	50.4	-	68.2	-
BERT (mean)	0.0	✓	97.2	13.9	100	80.8	90.8	59.0	74.7	2.6
BERT (mean)	0.1	✓	97.2	0.01	99.9	$< 10^{-3}$	90.9	$< 10^{-2}$	76.2	$< 10^{-1}$
BERT (mean)	1.0	✓	97.2	$< 10^{-3}$	99.9	$< 10^{-3}$	90.6	$< 10^{-3}$	75.2	$< 10^{-2}$
BERT	0.0	✗	95.0	-	72.8	-	50.4	-	68.2	-
BERT (max)	0.0	✓	97.2	99.7	100	99.7	90.8	96.2	74.7	28.9
BERT (max)	0.1	✓	97.1	$< 10^{-3}$	99.9	$< 10^{-3}$	90.7	$< 10^{-2}$	76.7	0.6
BERT (max)	1.0	✓	97.4	$< 10^{-3}$	99.8	$< 10^{-4}$	90.2	$< 10^{-3}$	75.9	$< 10^{-2}$

Table 3: Accuracy of various classification models along with their attention mass (A.M.) on impermissible tokens \mathcal{I} , with varying values of the loss coefficient λ . The first row for each model class represents the case when impermissible tokens \mathcal{I} for the task are deleted/anonymized. For most models, and tasks, we can severely reduce attention mass on impermissible tokens while preserving original performance ($\lambda = 0$ implies no manipulation).

Attention	λ	Bigram Flip		Sequence Copy		Sequence Reverse		En \rightarrow De MT	
		Acc.	A.M.	Acc.	A.M.	Acc.	A.M.	BLEU	A.M.
Dot-Product	0.0	100.0	94.5	99.9	98.8	100.0	94.1	24.4	20.6
Uniform	0.0	97.8	5.2	93.8	5.2	88.1	4.7	18.5	5.9
None	0.0	96.4	0.0	84.1	0.0	84.1	0.0	14.9	0.0
Manipulated	0.1	99.9	24.4	100.0	27.3	100	27.6	23.7	7.0
Manipulated	1.0	99.8	0.03	92.9	0.02	99.8	0.01	20.6	1.1

Table 4: Performance of sequence-to-sequence models and their attention mass (A.M.) on impermissible tokens \mathcal{I} , with varying values of the loss coefficient λ . Similar to classification tasks, we can severely reduce attention mass on impermissible tokens while retaining original performance. All values are averaged over five runs.

impermissible tokens compared to models without any manipulation (i.e. when $\lambda = 0$). This reduction comes at a minor, or no, decrease in task accuracy. Note that the models can not achieve performance similar to the original model (as they do), unless they rely on the set of impermissible tokens. This can be seen from the gap between models that do not use impermissible tokens (\mathcal{I} ✗) from ones that do (\mathcal{I} ✓).

The only outlier to our findings is the SST+Wiki sentiment analysis task, where we observe that the manipulated Embedding and BiLSTM models reduce the attention mass but also lose accuracy. We speculate that these models are under parameterized and thus jointly reducing attention mass and retaining original accuracy is harder. The more expressive BERT obtains an accuracy of over 90% while reducing the maximum attention mass over the movie review from 96.2% to 10^{-3} %.

For **sequence-to-sequence tasks**, from Table 4, we observe that our manipulation scheme can similarly reduce attention mass over impermissible alignments while preserving original performance. To measure performance, we use token-by-token accuracy for synthetic tasks, and BLEU score for English to German MT. We also notice that the models with manipulated attention (i.e. deliberately misaligned) *outperform models with none or uniform attention*. This suggests that attention mechanisms add value to the learning process in sequence-to-sequence tasks which goes beyond their usual interpretation as alignments.

5.2 Human Study

We present three human subjects a series of inputs and outputs from the BiLSTM models, trained to predict occupation (physician or surgeon) given

a short biography.⁶ We highlight the input tokens as per the attention scores from three different schemes: (i) original dot-product attention, (ii) adversarial attention from [Wiegrefe and Pinter \(2019\)](#), and, (iii) our proposed attention manipulation strategy. We ask human annotators (Q1): Do you think that this prediction was influenced by the gender of the individual? Each participant answers either “yes” or “no” for a set of 50 examples from each of the three attention schemes.⁷ After looking at 50 examples from a given attention scheme, we inquire about *trustworthiness* of the attention scores (Q2): Do you believe the highlighted tokens capture the factors that drive the models’ prediction? They answer the question on a scale of 1 to 4, where 1 denotes that the highlighted tokens *do not* determine the models’ prediction, whereas 4 implies they *significantly* determine the models’ prediction. We deliberately ask participants once (towards the end) about the trustworthiness of attention-based explanations, in contrast to polling after each example, as it requires multiple examples to assess whether the explanations capture factors that are predictive.

Results We find that for the original dot-product attention, annotators labeled 66% of predictions to be influenced by gender. Whereas for the other two attention schemes, none of the predictions were marked to be influenced by gender (see Table 5). This is despite all three models achieving roughly the same high accuracy (96%) which relies on gender information. This demonstrates the efficacy of our manipulation scheme—predictions from models biased against gender minorities are perceived (by human participants) as not being influenced by gender. Further, our manipulated explanations receive a trustworthiness score of 2.67 (out of 4), only slightly lower than the score for the original explanations, and significantly better than the adversarial attention. We found that the KL divergence term in training adversarial attention (Eq. 1) encourages all the attention mass to concentrate on a single uninformative token for most examples, and hence was deemed as less trustworthy by the annotators (see Table 5, more examples in appendix). By contrast, our manipulation scheme only reduces attention mass over

⁶The participating subjects are graduate students, proficient in English, and unaware of our work.

⁷We shuffled the order of sets among the three participants to prevent any ordering bias. Full details of the instructions presented to the annotators are in the appendix

Attention	Example	Q1	Q2
Original	Ms. X practices medicine and specializes in urological surgery	66% (yes)	3.00
Adversarial (Wiegrefe and Pinter, 2019)	Ms. X practices medicine and specializes in urological surgery	0% (yes)	1.00
Ours	Ms. X practices medicine and specializes in urological surgery	0% (yes)	2.67

Table 5: Results to questions posed to human participants. Q1: Do you think that this prediction was influenced by the gender of the individual? Q2: Do you believe the highlighted tokens capture the factors that drive the models prediction? See § 5.2 for discussion.

problematic tokens, and retains attention over non-problematic but predictive ones (e.g. “medicine”) making it more believable. We assess agreement among annotators, and calculate the Fleiss’ Kappa to be 0.97, suggesting almost perfect agreement.

5.3 Alternative Workarounds

We identify two mechanisms by which the models *cheat*, obtaining low attention values while remaining accurate.

Models with recurrent encoders can simply pass information across tokens through recurrent connections, prior to the application of attention. To measure this effect, we hard-set the attention values corresponding to impermissible words to zero *after* the manipulated model is trained, thus clipping their direct contributions for inference. For gender classification using the BiLSTM model, we are still able to predict over 99% of instances correctly, thus confirming a large degree of information flow to neighboring representations.⁸ In contrast, the Embedding model (which has no means to pass the information pre-attention) attains only about 50% test accuracy after zeroing the attention values for gender pronouns. We see similar evidence of passing around information in sequence-to-sequence models, where certain manipulated attention maps are off by one or two positions from the gold alignments (see Figure 2).

Models restricted from passing information prior to the attention mechanism tend to increase the magnitude of the representations corresponding to impermissible words to compensate for the

⁸ A recent study ([Brunner et al., 2019](#)) similarly observes a high degree of ‘mixing’ of information across layers in Transformer models.

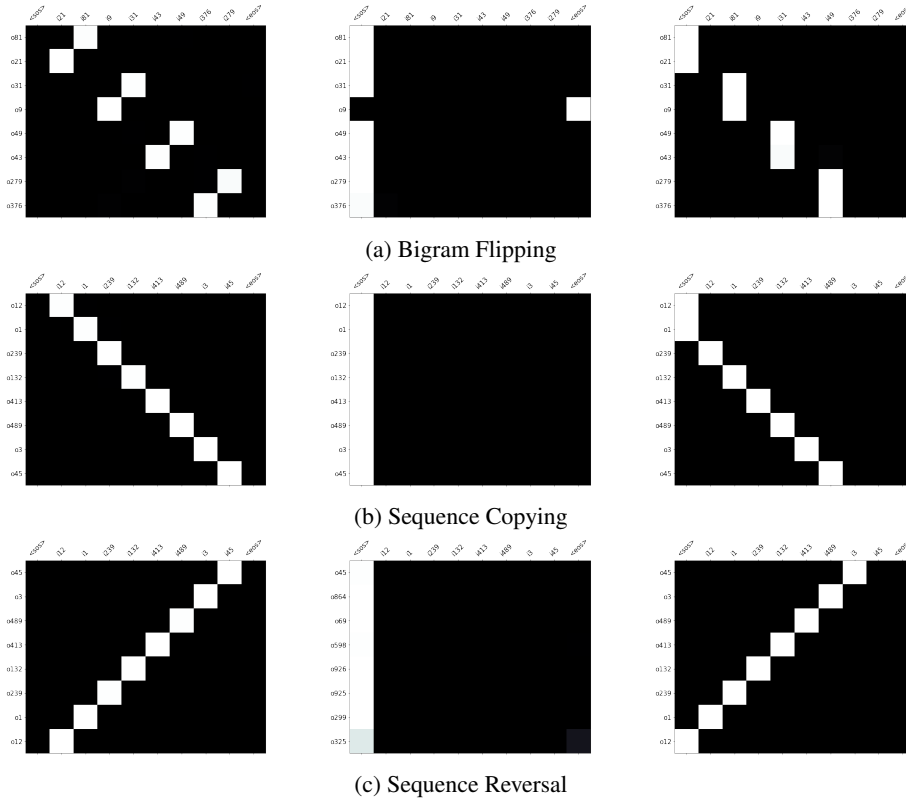


Figure 2: For three sequence-to-sequence tasks, we plot the original attention map on the left, followed by the attention plots of two manipulated models. The only difference between the manipulated models for each task is the (random) initialization seed. Different manipulated models resort to different alternative mechanisms.

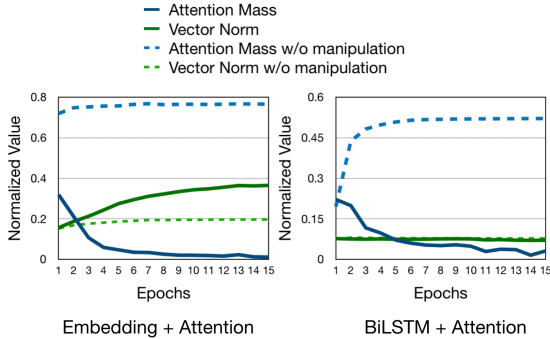


Figure 3: For gender identification task, the norms of embedding vectors corresponding to impermissible tokens increase considerably in Embedding+Attention model to offset the low attention values. This is not the case for BiLSTM+Attention model as it can pass information due to recurrent connections.

low attention values. This effect is illustrated in Figure 3, where the L2 norm of embeddings for impermissible tokens increase considerably for the Embedding model during training. We do not see increased embedding norms for the BiLSTM model, as this is unnecessary due to the model’s capability to move around relevant information.

We also notice that **differently initialized models attain different alternative mechanisms**. In

Figure 2, we present attention maps from the original model, alongside two manipulated models initialized with different seeds. In some cases, the attention map is off by one or two positions from the gold alignments. In other cases, all the attention is confined to the first hidden state. In such cases, manipulated models are similar to a no-attention model, yet they offer better performance. In preliminary experiments, we found a few such models that outperform the no-attention baseline, even when the attention is turned off during inference. This suggests that attention offers benefits during training, even if it is not used during inference.

6 Conclusion

Amidst practices that perceive attention scores to be an indication of *what the model focuses on*, we show that attention scores are easily manipulable. Our simple training scheme produces models with significantly reduced attention mass over tokens known a priori to be useful for prediction, while continuing to use them. Our results raise concerns about the potential use of attention as a tool to audit algorithms, as malicious actors could employ similar techniques to mislead regulators.

Acknowledgement

The authors thank Dr. Julian McAuley for providing, and painstakingly anonymizing the data for reference letters. We also acknowledge Alankar Jain for carefully reading the manuscript and providing useful feedback. ZL thanks Amazon AI, NVIDIA, Salesforce, Facebook AI, AbridgeAI, UPMC, the Center for Machine Learning in Health, the PwC Center, the AI Ethics and Governance Fund, and DARPA’s Learning with Less Labels Initiative, for their support of ACMI Lab’s research on robust and societally aligned machine learning.

References

- Dzmitry Bahdanau, Kyunghyun Cho, and Yoshua Bengio. 2014. Neural machine translation by jointly learning to align and translate. *arXiv preprint arXiv:1409.0473*.
- Maria Barrett, Joachim Bingel, Nora Hollenstein, Marek Rei, and Anders Søgaard. 2018. Sequence classification with human attention. In *Proceedings of the 22nd Conference on Computational Natural Language Learning*, pages 302–312.
- Gino Brunner, Yang Liu, Damián Pascual, Oliver Richter, and Roger Wattenhofer. 2019. On the validity of self-attention as explanation in transformer models. *arXiv preprint arXiv:1908.04211*.
- Wenhu Chen, Evgeny Matusov, Shahram Khadivi, and Jan-Thorsten Peter. 2016. Guided alignment training for topic-aware neural machine translation. *arXiv preprint arXiv:1607.01628*.
- Edward Choi, Mohammad Taha Bahadori, Jimeng Sun, Joshua Kulas, Andy Schuetz, and Walter Stewart. 2016. Retain: An interpretable predictive model for healthcare using reverse time attention mechanism. In *Advances in Neural Information Processing Systems*, pages 3504–3512.
- Maria De-Arteaga, Alexey Romanov, Hanna Wallach, Jennifer Chayes, Christian Borgs, Alexandra Chouldechova, Sahin Geyik, Krishnamurthy Ken-thapadi, and Adam Tauman Kalai. 2019. Bias in bios: A case study of semantic representation bias in a high-stakes setting. *arXiv preprint arXiv:1901.09451*.
- Jacob Devlin, Ming-Wei Chang, Kenton Lee, and Kristina Toutanova. 2019. Bert: Pre-training of deep bidirectional transformers for language understanding. *North American Chapter of the Association for Computational Linguistics (NAACL)*.
- Chris Dyer, Victor Chahuneau, and Noah A Smith. 2013. A simple, fast, and effective reparameterization of ibm model 2. *North American Chapter of the Association for Computational Linguistics (NAACL)*.
- Desmond Elliott, Stella Frank, Khalil Sima’an, and Lucia Specia. 2016. Multi30k: Multilingual english-german image descriptions. *arXiv preprint arXiv:1605.00459*.
- Andrea Galassi, Marco Lippi, and Paolo Torrioni. 2019. Attention, please! a critical review of neural attention models in natural language processing. *arXiv preprint arXiv:1902.02181*.
- Alex Graves and Jürgen Schmidhuber. 2005. Frame-wise phoneme classification with bidirectional lstm and other neural network architectures. *Neural Networks*, 18(5-6):602–610.
- Edward Grefenstette, Karl Moritz Hermann, Mustafa Suleyman, and Phil Blunsom. 2015. Learning to transduce with unbounded memory. In *Advances in neural information processing systems*, pages 1828–1836.
- Sarthak Jain, Ramin Mohammadi, and Byron C Wallace. 2019. Attention is not explanation. *North American Chapter of the Association for Computational Linguistics (NAACL)*.
- Vivian Lai and Chenhao Tan. 2019. On human predictions with explanations and predictions of machine learning models: A case study on deception detection. In *Proceedings of the Conference on Fairness, Accountability, and Transparency*, pages 29–38. ACM.
- Jiwei Li, Will Monroe, and Dan Jurafsky. 2016. Understanding neural networks through representation erasure. *arXiv preprint arXiv:1612.08220*.
- Lemao Liu, Masao Utiyama, Andrew Finch, and Eiichiro Sumita. 2016. Neural machine translation with supervised attention. *arXiv preprint arXiv:1609.04186*.
- Andre Martins and Ramon Astudillo. 2016. From softmax to sparsemax: A sparse model of attention and multi-label classification. In *International Conference on Machine Learning*, pages 1614–1623.
- Sofia Serrano and Noah A Smith. 2019. Is attention interpretable? *57th annual meeting of the Association for Computational Linguistics (ACL)*.
- Richard Socher, Alex Perelygin, Jean Wu, Jason Chuang, Christopher D Manning, Andrew Ng, and Christopher Potts. 2013. Recursive deep models for semantic compositionality over a sentiment treebank. In *Proceedings of the 2013 conference on empirical methods in natural language processing*, pages 1631–1642.
- Ashish Vaswani, Noam Shazeer, Niki Parmar, Jakob Uszkoreit, Llion Jones, Aidan N Gomez, Łukasz Kaiser, and Illia Polosukhin. 2017. Attention is all you need. In *Advances in neural information processing systems*, pages 5998–6008.

Sarah Wiegrefe and Yuval Pinter. 2019. Attention is not not explanation. *Proceedings of the 2019 conference on Empirical Methods in Natural Language Processing, EMNLP*.

Qizhe Xie, Xuezhe Ma, Zihang Dai, and Eduard Hovy. 2017. An interpretable knowledge transfer model for knowledge base completion. *arXiv preprint arXiv:1704.05908*.

Kelvin Xu, Jimmy Ba, Ryan Kiros, Kyunghyun Cho, Aaron Courville, Ruslan Salakhutdinov, Richard Zemel, and Yoshua Bengio. 2015. Show, attend and tell: Neural image caption generation with visual attention. *arXiv preprint arXiv:1502.03044*.

Supplementary Material

A Instructions for human study

In a series of examples, we present the inputs and outputs of a machine learning (ML) model trained to predict **occupation** (physician or surgeon) given a short **bio** (text). In each bio, we attempt to explain the predictions of the model. Specifically, we employ a technique that highlights words that (per our explanation method) are thought to be responsible for a particular prediction (colloquially, *what the model focuses on*). For each unique example below, answer the following question: Do you think that this prediction was influenced by the gender of the individual?

- Yes, I suspect that the gender influenced the prediction.
- No, I have no reason to suspect that gender influenced the prediction.

Please note that, all the examples in this file are input, output pairs from one specific model. Further, darker shades of highlighting indicate a higher emphasis for the token (as per our explanation method).

After showing 50 examples from a given attention scheme, we inquire: Overall, do you believe the highlighted tokens capture the factors that drive the models prediction?

1. The highlighted tokens capture factors that **do not** determine the models prediction.
2. The highlighted tokens capture factors that **marginally** determine the models prediction.
3. The highlighted tokens capture factors that **moderately** determine the models predictions.
4. The highlighted tokens capture factors that **significantly** determine the models predictions.

B Dataset Details

Details about the datasets used for classification tasks are available in Table 6.

C Qualitative Examples

A few qualitative examples illustrating three different attention schemes are listed in Table 7.

Dataset (Task)	Train	Val	Test
CommonCrawl Biographies (Physician vs Surgeon)	17629	2519	5037
Wikipedia Biographies (Gender Identification)	9017	1127	1127
SST + Wikipedia (Sentiment Analysis)	6920	872	1821
Reference Letters (Acceptance Prediction)	32800	4097	4094

Table 6: Number of training, validation, and test examples in various datasets used for classification tasks.

Attention	Input Example	Prediction
Original	Ms. X practices medicine and specializes in urological surgery	Physician
Adversarial (Wiegrefe and Pinter, 2019)	Ms. X practices medicine and specializes in urological surgery	Physician
Ours	Ms. X practices medicine and specializes in urological surgery	Physician
Original	Ms. X practices medicine in Fort Myers, FL and specializes in family medicine	Physician
Adversarial (Wiegrefe and Pinter, 2019)	Ms. X practices medicine in Fort Myers, FL and specializes in family medicine	Physician
Ours	Ms. X practices medicine in Fort Myers, FL and specializes in family medicine	Physician
Original	Having started his surgical career as a general orthopaedic surgeon, Mr X retains a broad practice which includes knee and hand surgery . He still does regular trauma on-call for the North Hampshire hospital and treats all types of orthopaedic problems and trauma.	Surgeon
Adversarial (Wiegrefe and Pinter, 2019)	Having started his surgical career as a general orthopaedic surgeon, Mr X retains a broad practice which includes knee and hand surgery. He still does regular trauma on-call for the North Hampshire hospital and treats all types of orthopaedic problems and trauma.	Surgeon
Ours	Having started his surgical career as a general orthopaedic surgeon, Mr X retains a broad practice which includes knee and hand surgery. He still does regular trauma on-call for the North Hampshire hospital and treats all types of orthopaedic problems and trauma.	Surgeon
Original	Ms. X practices medicine in ... and specializes in pediatrics. Ms. X is affiliated with childrens of Alabama, Saint Vincents hospital Birmingham and Brookwood Medical Center. Ms. X speaks English and Arabic.	Physician
Adversarial (Wiegrefe and Pinter, 2019)	Ms. X practices medicine in ... and specializes in pediatrics. Ms. X is affiliated with childrens of Alabama, Saint Vincents hospital Birmingham and Brookwood Medical Center. Ms. X speaks English and Arabic.	Physician
Ours	Ms. X practices medicine in ... and specializes in pediatrics . Ms. X is affiliated with childrens of Alabama, Saint Vincents hospital Birmingham and Brookwood Medical Center. Ms. X speaks English and Arabic.	Physician

Table 7: Qualitative examples.