

# **The uncertain surgery time in integrated sequencing, planning and scheduling problem of the surgical ward**

Zahra Namazian<sup>a\*</sup>, Emad Roghanian<sup>b</sup>

## **Abstract**

The surgical department and adequate access to health care are critical problems. The operating room plays a fundamental role in the performance of a hospital. The real problem faces several issues to collect data and optimize scheduling and planning. In this paper, the planning and integral scheduling problems were taken into consideration including surgeon work times, patients' surgery priority, and preparation time of the operation room after each surgery. Based on this, two mathematical models have been developed. The first model is a mixed-integer programming model that minimizes the total patient waiting time. This model was designed for three sections: Public Health Unit (PHU), Operating Rooms, and Post Anesthesia Care Unit (PACU). This model includes scheduling, allocating surgery personnel, and sequencing the groups of patients in each section. The decision-makers, for patients, demonstrate the experts would determine some priorities. The service times for the patients at every stage are affected by the proficiency of surgery personnel. In the second model, a robust optimization approach has been used due to overcoming the uncertain surgery times. The proposed robust model indicated that the fluctuations of solutions in the future are less than the deterministic model at an acceptable level. The computational results reveal some good managerial insights for hospital administrators. The managers could use this model to improve system management, quality of services to patients, and patient satisfaction.

**Keywords:** Health Systems, Operating Room Scheduling, Uncertainty, Robust optimization.

## **1. Introduction**

Adequate access to operation rooms is one of the main strategies that is considered in the Portuguese National Health Plan (PNHP) (General Direction of Health, 2013). The strategy is such self-oriented PNHP which seeks to prove the best performance and adequacy of care while maximizing equity, quality, use of resources, and access. Concerning access to surgical care, the demand for surgical care in Portugal has increased ever since a systematic measurement was introduced (UCGIC, 2014).

Operating Rooms (ORs) in hospitals are the highest-paid departments, which have the greatest impact on hospital performance. 40% of the total expenditure in hospitals usually depends on surgical costs, while 67% of the total revenue of hospitals is generated by ORs, as well, 60% of the patients would undergo surgery (Hans & Nieberg, 2007). However, the optimal consumption of surgical resources does not always lead to desirable outcomes. For example, booking more surgeries to increase the utilization of operating rooms can also lead to higher surgery cancellation rates (Aringhieri et al, 2015). While high utilization rates indicate that the operating rooms are efficiently used, frequent surgery cancellations increase patient waiting times and may lead to harmful delays of operations and elevated levels of physical and emotional distress (Ivarsson et al, 2004). This trade-off is evident in

the management of acute and elective patients' flows through the surgical department. Acute patients require surgical interventions within a short period (Soh et al, 2017), and therefore take priority over elective surgeries. Consequently, admitting an acute patient to a highly utilized operating room service can result in a disruption to the elective surgical schedule. The scheduling problem is modeled in different sectors of the hospital. We assume that the OR is a separate sector; therefore, the timing of the surgical department and related sections are the most essential activities in developing an effective planning and schedule method. The surgical ward includes the Pre Holding Unit (PHU), ORs, and Post Anesthesia Care Unit (PACU). Scheduling of the surgical ward is affected by human resources (surgeons, anesthesiologists, nurses, etc.), surgical equipment, multi-functional OR, and capacity of the preoperative and postoperative care units. The surgical services procedure is shown in Figure 1.

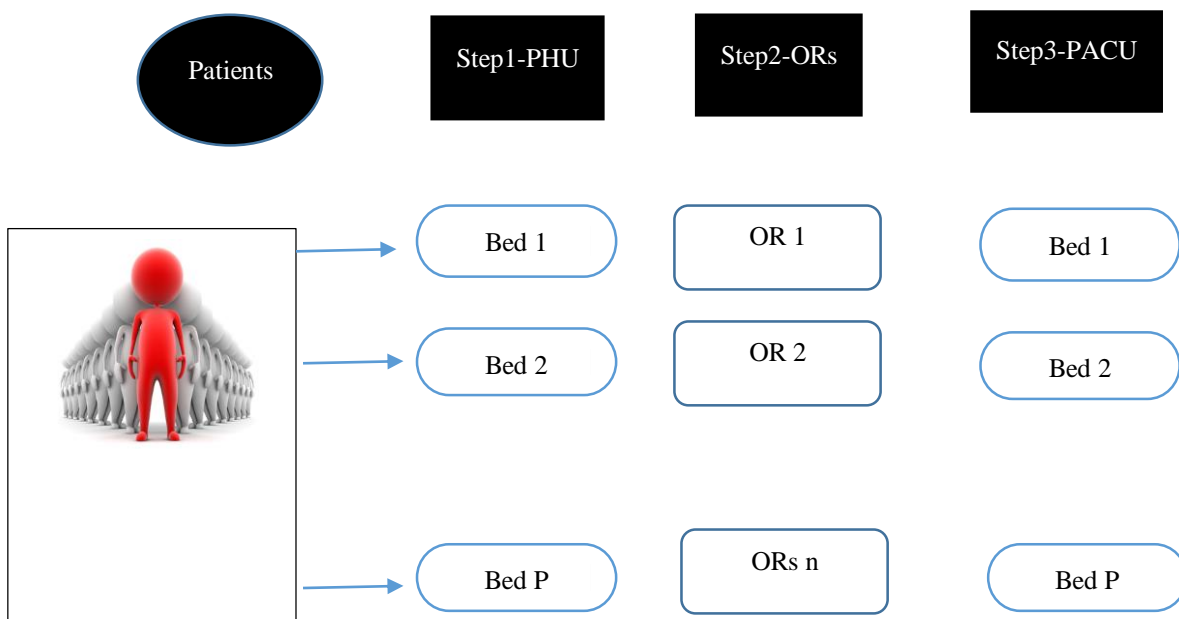


Figure 1: The procedure of OR and related sectors

To deal with the OR scheduling problem, we should consider different wards such as the ICU, CCU, and emergency ward. Approximately, 70% of admissions to the hospital are for surgery (Magerlein & Martin, 1978). Thus, surgical resources should be assigned effectively to improve the performance of the surgical ward, which would ultimately lead to increased patient satisfaction. Hence, the purpose of this paper is to present a mathematical method to develop an effective planning and scheduling model for the OR under uncertain processing time (Freeman, et. al. 2018). In this paper, the scheduling problem of the OR is assumed independent of other sections; surgery time follows a specific probability function, and recovery and general wards along with the operating room apply the integral scenario oriented model to calculate the elapsed time. In Section 2, the literature review of the research problem is reviewed. The purpose Model of the problem is presented in Part 3. It is also discussed in this section to study the approach of Mulvay's steady-state model and further discusses the model's solution using the genealogy algorithm. To face uncertainty in the original model, Mr. Mulvay's model has

been used and has yielded good performance. But due to its np-hard, its solution time is very high, so that for problems of medium size, its resolution time expands exponentially. Therefore, it was decided to use a genealogy algorithm that reduces the problem-solving time.

## 2. Literature Review

A review of the literature suggests that few scholars have thought about strategic (long-term) OR capacity planning (Beaulieu, Gendreau, & Soriano, 2012). Most literature in this context deal with the tactical (medium-term) and operational (short-term) decision-making problems, in which it is assumed that the number of ORs is constant (Blake & Carter, 1997). In this regard, OR planning and scheduling problems are the main decision-making problems. Cardoen et al. (2010) provide a comprehensive review of manuscripts on operating room planning and scheduling. Villarreal and Keskinocak (2016) noted that incorporating staffing decisions in operating rooms is not fully explored in the literature. Ozcan et al. (2016) remarked that the consideration of resources is lacking in the modeling of clinical pathways. While there is an abundance of studies in the literature that focus on a surgery-based clinical pathway which is specific to a disease, a pathway rarely progresses independently from other clinical pathways (Elbattah et al, 2015). The scheduling problem comprises assigning the surgical resources to surgical admissions whereby the start and the completion time of the activities will be defined (Beaulieu et al., 2012). (Magerlein & Martin, 1978) updated previous classification schemes based on the planning horizon. They organized the literature into six categories, very long term (capacity planning, process reengineering/redesign), long term (capacity planning, process reengineering, surgical services portfolio, procedure duration estimation), medium-term (capacity planning, procedure duration estimation), short term (construction schedule), very short term (construction schedule) and contemporaneous (Schedule execution, monitoring and control). Despite other literature reviews, (Cardoen, Demeulemeester, & Beliën, 2010) provides a different structure for reviewing planning and scheduling problems on ORs. Reddy Gunna et al. (2017), described the significant role of the surgery department and operating room in hospital revenues and expenditures, especially the hospital's performance, to propose a model to enhance the performance and profitability of hospitals. The mixed-integer nonlinear programming model was proposed into account the average patient entrance changes and the time of service, to optimize the operating room scheduling. Therefore, the model influenced the flow of patients and also increased profitability at a stable level of risk. A model which is emphasizing the availability of low-end surgical resources such as ICU, PACU was presented by Abedini et al, (2007). Besides, if these resources were not available, they would create a cure for surgical sequencing. Hospitals formed a coalition network and shared human and physical resources (Roshanaei, et al, 2017). The variety of capacities for the allocation of patients and surgeons, including an empirical computational mechanism for the scheduling of surgeons was considered. They organized the literature on multiple fields related to either the problem setting or the technical feature. They have identified six fields as follows:

**2.1 Patient characteristics:** There are two major patient classes in OR planning and scheduling problems, elective and non-elective patients. The former characterizes the patients who can plan the surgery, whereas the latter characterize the patients who need

unexpected treatment and require urgent surgeries. However, many researchers do not indicate the type of elective patients, but some identify them as inpatients and outpatients. Inpatients refer to the patients who have to stay overnight, whereas outpatients typically enter and leave the hospital on the same day.

**2.2 Performance measurement:** Two main types of patients are considered: selective patients and non-selective patients. Selective patients are divided into hospitalized patients (Beliën, Demeulemeester, & Cardoen, 2009; Pham & Klinkert, 2008; Tan, El Mekkawy, Peng, & Oppenheimer, 2011) and outpatients (Cardoen, Demeulemeester, & Beliën, 2009; VanBerkel & Blake, 2007; Zhang, Murali, Dessouky, & Belson, 2009). Non-selective patients comprise urgent patients (Marcon & Dexter, 2006; Niu et al., 2011) and emergency patients (Lamiri, Xie, Dolgui, & Grimaud, 2008; Lamiri, Xie, & Zhang, 2008). It should be noted that non-selective patients randomly enter the hospital.

Most of these performance metrics are considered as the objective of the problem. Makespan and waiting time (Denton, Viapiano, & Vogl, 2007), practical (Fei, Chu, Meskens, & Artiba, 2008), value, and preferred (Velásquez, Melo, & Küfer, 2008), operation power (Santibáñez, Begen, & Atkins, 2007) and (Testi, Tanfani, & Torre, 2007) a number of these objectives are taken into consideration.

**2.3 Decision-making:** Decision-making is usually based on history (Fei et al., 2008; Pham & Klinkert, 2008), time (Beliën et al., 2009; Cardoen et al., 2010; Denton et al., 2007; Tan et al., 2011), room (Santibáñez et al., 2007), and capacity (Cardoen et al., 2009; Persson & Persson, 2009). However, there are different levels for these decisions that depend on the particular system of the hospital-based on surgeons (Holte & Mannino, 2013) or patients (Beliën et al., 2009; Testi et al., 2007).

**2.4 Methods:** Refers to the method of selection and analysis, for example, optimization, scenario, or solution methods such as mathematical programming, simulation, and meta-heuristic algorithms.

**2.5 Uncertainty:** The uncertainty pertaining to this issue relates to two main sources: 1) patient entry (Cardoen et al., 2010; Gupta, 2007; Holte & Mannino, 2013; Niu et al., 2011; Zhang et al., 2009) and 2) duration of surgery (Baumgart et al., 2007; Denton et al., 2007; Niu et al., 2011), which the latter is one of the most unpredictable processes.

**2.6 Application of research:** Effectiveness of the model and its solution in the real world is of great significance. Many authors assess their study application theoretically (Beliën et al., 2009; Niu et al., 2011) or with the actual data (Cardoen et al., 2009; Tan et al., 2011; Testi et al., 2007; VanBerkel & Blake, 2007).

According to the proposed opinions in this regard, it is clear that the studies on scheduling the operating room have considered this issue separately and independently from other hospital wards or the intended uncertainties for patient surgery follow a specific probability function. In this study, we attempted to consider the general and recovery wards along with the operation room and use its integral scenario oriented model to determine the uncertainty of the duration of surgery.

### 3 Problem description

This paper considers a three-stage scheduling problem of the operating room in which each patient is assigned to the beds in the PHU to receive essential preoperative preparation services for the surgery according to priority. Then, patients are assigned to the first available operating room; subsequently, the patient is allocated to the PACU beds for recovery. It should be noted that when the operating room or bed is not available, the patient must wait until one of the operating rooms are vacated.

One of the most important factors affecting suitable timing is efficient access to surgeons. Surgeons are initially assigned to existing operations cases. Thereafter, the timing and sequence of the operating room will be performed for the patients. The limited resources in this sector are PHU and PACU beds, surgeons, and operating rooms. In this problem, different priorities are assigned to patients according to expert opinion. Therefore, patients with a specific disease and the disease are common among them and so have similar actions (so-called surgical group). For example, patients with problems such as kidney disease, urinary tract, bladder, and prostate ..., situate in the section of Urology. It should be noted that our target group in this study is the section of Urology. After each surgery, the room must be disinfected and prepared for the next operation. Decontamination and room preparation time is dependent on the assumed patient sequence.

### 3.1 Mathematical model

In this section, we present the mathematical model of the problem. In this case, we initially introduce the model's symbols and variables; thereafter, we explain the objective function and related constraints.

Sets	
$i, j$	Patients
$k$	Stages
$L$	Existing groups in Stage $k$ $l = 1, 2, \dots, l_k$
$n$	Surgeon
parameters	
$t_{ikl}$	Patient $i$ process time in stage $k$ by group $l$
$su_{ij}$	Preparation time of the operating room for patient $j$ after completion of surgery for patient $i$
$w_i$	Weight related to the priority of Patient $i$
$M$	A positive large number
decision variables	
$X_{ikl}$	Binary decision variable to allocate Patient $i$ to Group $l$ in Stage $k$
$Y_{ijkl}$	Binary decision variable to allocate Patient $j$ after Patient $i$ Group $l$ in Stage $k$
$V_{ni}$	Binary decision variable to allocate Surgeon $n$ to operate on Patient $i$

$Z_{nij}$	Binary decision variable to allocate Surgeon n to operate on Patient j after Patient i
$S_{ikl}$	Start time of operation on Patient i in Stage k by Group l

---

### Objective function and constraints

$$\min \sum_i W_i \left[ \left( \sum_l S_{i3l} \right) + \left( \sum_l t_{i3l} * X_{ikl} \right) - \left( \sum_k \left( \sum_l t_{ik} * X_{ikl} \right) \right) \right] \quad (1)$$

Equation (1) calculates the waiting time for all patients during the surgery process.

S.t:

$$\sum_l X_{ikl} = 1 \quad \forall i, k \quad (2)$$

Constraint (2) ensures that only one allocation for each patient at each step is possible, so that at each step, only one group is assigned to each patient.

$$\sum_l S_{ikl} + \sum_l t_{ikl} * X_{ikl} \leq \sum_l S_{i(k+1)l} \quad \forall i, k = 1, 2, \dots, k-1 \quad (3)$$

Constraint (3) states that the start time in each stage must be greater than the start time and the process time of the previous stage, in this manner the patient will not be served the next stage unless the previous solution has been completed.

$$\begin{cases} Y_{ijkl} \leq X_{ikl} \\ Y_{ijkl} \leq X_{jkl} \end{cases} \quad \forall k, l, i \neq j \quad (4)$$

Constraint (4) states that two patients will enter the operating room sequences or be earlier provided both of them are previously allocated to a bed or a special operating room.

$$\begin{cases} M(X_{ikl} + X_{jkl} - 2) + M(Y_{ijkl} - 1) + (S_{ikl} + t_{ikl}) \leq S_{jkl} \\ M(X_{ikl} + X_{jkl} - 2) - MY_{ijkl} + (S_{jkl} + t_{jkl}) \leq S_{ikl} \end{cases} \quad \forall k = \{2\}, l, i \neq j \quad (5)$$

$$\begin{cases} M(X_{ikl} + X_{jkl} - 2) + M(Y_{ijkl} - 1) + (S_{ikl} + t_{ikl} + su_{ij}) \leq S_{jkl} \\ M(X_{ikl} + X_{jkl} - 2) - MY_{ijkl} + (S_{jkl} + t_{jkl} + su_{ji}) \leq S_{ikl} \end{cases} \quad \forall k = 2, l, i \neq j \quad (6)$$

Constraints (5) and (6) limit patients' sequence start times in every stage, in a way that Constraint (5) determines the start time of sequence of patients in stages 1 and 3. Correspondingly, Constraint (6) identifies the start time of sequence of patients at the operating room in Stage 2. It should be noted that in Constraint (6), the operating room's preparation time enters the model, which is dependent on the surgical sequence at the operation room.

$$\begin{cases} Z_{nij} \leq V_{ni} \\ Z_{nij} \leq V_{nj} \end{cases} \quad \forall n, i \neq j \quad (7)$$

Constraint (7) is the same as Constraint (4), with the difference that it involves allocation of patients to surgeons.

$$\begin{cases} M(V_{ni} + V_{nj} - 2) + M(Z_{nij} - 1) + (S_{ikl} + t_{ikl}) \leq S_{jkl} \\ M(V_{ni} + V_{nj} - 2) - MZ_{nij} + (S_{jkl} + t_{jkl}) \leq S_{ikl} \end{cases} \quad \forall n, i \neq j, k = 2 \quad (8)$$

Constraint (8) limits the start time of the patients' sequence allocated to surgeons.

$$\sum_i X_{ikl} t_{ikl} \leq T_k \quad \forall k - \{2\}, l \quad (9)$$

Constraint (9) limits the allowed duration for PHU and PACU wards and states the daily available time at these wards.

$$\sum_i (X_{ikl} t_{ikl}) + \sum_{i,j} Y_{ijkl} su_{ij} \leq T_k \quad k \neq 2, \forall l, i \neq j \quad (10)$$

Constraint (10) states that the total duration of the surgery and operating room preparation should not exceed the allowable time for the model.

$$\sum_i V_{ni} t_{ikl} \leq T_n \quad \forall n, k = 2 \quad (11)$$

Constraint (11) also defines the allowed duration for each surgeon. In this way, the allocated time to each surgeon should not be greater than the available permitted duration.

$$\sum_n V_{ni} = 1 \quad \forall i \quad (12)$$

Constraint (12) shows that each patient is assigned to only one surgeon and that surgeon performs the surgery on that patient.

$$X_{ikl}, Y_{ijkl}, V_{ni}, Z_{nij} \in \{0, 1\} \quad (13)$$

$$S_{ikl} \geq 0 \quad (14)$$

Constraints (13) and (14) are non-negative binary variables.

#### 4 Robust mathematical model

As mentioned before, in this study, in order to reduce patients' waiting time, a planning and integral scheduling program was provided to the surgical ward by considering the related sections to the operating room. The operation ward consists of three stages, (PHU), Operating Rooms, and PACU. Scheduling is considered in three stages, where at the first stage, patients are admitted according to the number of available beds in the PHU. [t should be noted that each patient is assigned a specific weight, which represents a priority for surgery. In the next step, patients are assigned to operating rooms and surgeons based on the number of available operating rooms and surgeons. At this stage, the proficiency of surgeons in conducting their surgical procedures should be considered, and it should be noted that in the real world, operating rooms allocate part of their time after each surgery for sterilization and preparation for the next surgical procedure. Because different devices may be used for two consecutive surgeries, and since some patients suffer from infectious diseases, therefore taking time to prepare and sterilize operating rooms after each surgery helps us to propose an efficient schedule. In the third stage, based on the operation sequence, patients exit the operating room and are assigned to intensive care beds or the recovery section. However, because of the uncertainty of patients' process time in each of the represented wards, especially duration of surgery for each patient, we utilize a robust approach to deal with this uncertainty. This may be due to delay in patients' process time at the operating room, which results in changes in the surgical procedure; thus, some patients' surgery may not be performed on that certain day and may be canceled. Thus, Mulvey's robust approach is used to overcome this problem.

#### 4.1 Scenario based robust approach

Mulvey et al. (1995) introduced a scenario based robust approach with two categories including control variables and design variables. Contrary to the control variables, there is no possibility of adjustment in the design variables after determining the related parameters. In their model, constraints were divided into two categories: structural and control, where the control constraints are subjected to change by the changeable data, while the structural constraints are the same as the linear programming constraints.

The general model is as follows:

$$\text{Min } c'x + d'y \quad (15)$$

S.t

$$Ax = b$$

$$Bx + Cy = e \quad (16)$$

$$x, y \geq 0$$

The first constraint is structural and is free from data variability, and the second constraint is the control constraint. Suppose that  $\Omega = \{1, 2, 3, \dots, s\}$  are total scenarios and  $\{d_s, B_s, C_s, e_s\}$  are uncertain parameters under each scenario. Note that in this model the probability of each scenario is equal to  $p_s$ .

It should be noted that the solution is robust when it is close to optimal value under each scenario. In addition, the solution is robust in case of feasibility, when it is feasible under any scenario. Generally, a solution may not be found that is both feasible and optimal under



every scenario. Hence, using multi-criteria decision-making, a good balance must be created between the solution's robustness and the model's robustness.

$\delta_s$  is the error variable in control constraints that control the solution's feasibility. Suppose; in that case,  $\xi_s = c^t x + d_s^t y$  is a random variable that occurs with the probability  $p_s$  under Scenario  $s$ .

$$\begin{aligned}
& \text{Min} \quad \sigma(x, y_1, y_2, \dots, y_s) + \omega \rho(\delta_1, \delta_2, \dots, \delta_s) \\
& \text{S.t} \\
& Ax = b \\
& B_s x + C_s y_s + \delta_s = e_s \quad \text{For all } s \in \Omega \\
& x, y \geq 0 \quad \text{For all } s \in \Omega
\end{aligned} \tag{17}$$

In this model  $\rho(\delta_1, \delta_2, \dots, \delta_s)$  is the penalty function, which is defined to reduce the fluctuation of control variables under all scenarios, and  $\sigma(x, y_1, y_2, \dots, y_s)$  is a function suggested for the robust solution. This function is defined by Mulvey et al. (1995) as follows:

$$\sigma(x, y_1, y_2, \dots, y_s) = \sum_{s \in \Omega} p_s \xi_s + \lambda \sum_{s \in \Omega} p_s \left( \xi_s - \sum_{s \in \Omega} p_s \xi_s \right)^2 \tag{18}$$

This non-linear equation was developed by Li and Yu (2000) as follows:

$$\sigma(x, y_1, y_2, \dots, y_s) = \sum_{s \in \Omega} p_s \xi_s + \lambda \sum_{s \in \Omega} p_s \left| \xi_s - \sum_{s \in \Omega} p_s \xi_s \right| \tag{19}$$

In this constraint, also parameter  $\theta_s$  is defined to linearize the model, which the general for of the model is as follows:

$$\begin{aligned}
& Z = \sum_{s \in \Omega} p_s \xi_s + \lambda \sum_{s \in \Omega} p_s \left[ \left( \xi_s - \sum_{s \in \Omega} p_s \xi_s \right) + 2\theta_s \right] \\
& \text{S.t} \\
& \xi_s - \sum_{s \in \Omega} p_s \xi_s + \theta_s \geq 0 \\
& \theta_s \geq 0
\end{aligned} \tag{20}$$

## 4.2 Proposed robust model

Given that patients' process time in each of these stages is uncertain, therefore it is essential to consider the uncertainty of this parameter and seek a scheduling model to overcome this

uncertainty. Since patients' scheduling problem occurs in a discrete space, therefore, the Mulvey et al. approach is used to overcome the uncertainty. The considered uncertain parameter (i.e. patients' process time in each stage) is estimated under three scenarios including optimistic, pessimistic and likelihood. In order to estimate these scenarios, data of the elapsed process time at the operating room and related wards by each group are used.

New sets, parameters of the robust model

S: Scenarios for the uncertain parameter of processing time

$t_{ikl}^S$ : Patient I process time in Stage k by Group l under Scenario S

$S_{ikl}^S$ : Start time of operation on Patient I in Stage k by Group l under Scenario S

$$\begin{aligned} & \min \sum_s p_s \left( \sum_i W_i \left[ \left( \sum_l S_{i3l}^s \right) + \left( \sum_l t_{i3l}^s X_{i3l} \right) - \left( \sum_k \left( \sum_l t_{ikl}^s X_{ikl} \right) \right) \right] \right) \\ & + \lambda \sum_s p_s \left( \sum_i W_i \left[ \left( \sum_l S_{i3l}^s \right) + \left( \sum_l t_{i3l}^s X_{i3l} \right) - \left( \sum_k \left( \sum_l t_{ikl}^s X_{ikl} \right) \right) \right] - \right. \\ & \left. \sum_s p_s \left( \sum_i W_i \left[ \left( \sum_l S_{i3l}^{s'} \right) + \left( \sum_l t_{i3l}^{s'} X_{i3l} \right) - \left( \sum_k \left( \sum_l t_{ikl}^{s'} X_{ikl} \right) \right) \right] \right) + 2\theta_s \right) \end{aligned} \quad (21)$$

Constraint (21) is made up of two parts: the first part presents expect mean of duration of surgery under each scenario, and the second part calculates the variance of this value under each scenario; this objective function ensures the solution's robustness.

$$\begin{aligned} & \sum_i W_i \left[ \left( \sum_l S_{i3l}^s \right) + \left( \sum_l t_{i3l}^s X_{i3l} \right) - \left( \sum_k \left( \sum_l t_{ikl}^s X_{ikl} \right) \right) \right] - \\ & \sum_s p_s \left( \sum_i W_i \left[ \left( \sum_l S_{i3l}^s \right) + \left( \sum_l t_{i3l}^s X_{i3l} \right) - \left( \sum_k \left( \sum_l t_{ikl}^s X_{ikl} \right) \right) \right] \right) + \theta_s \geq 0 \end{aligned} \quad (22)$$

Constraint (22) prevents second part of the objective function from getting negative (variance of objective function value under each scenario),

$$\sum_l X_{ikl} = 1 \quad \forall i, k \quad (23)$$

Constraint (23) ensures that only one allocation for each patient at each stage is possible, which this constraint is unchanged compared to the deterministic model.

$$\sum_l S_{ikl}^s + \sum_l t_{ikl}^s X_{ikl} \leq \sum_l S_{i(k+1)l}^s \quad \forall i, s, k = 1, 2, \dots, k-1 \quad (24)$$

Constraint (24) states that the start time in each step under each scenario should be greater than the start time.

$$\begin{cases} Y_{ijkl} \leq X_{ikl} \\ Y_{ijkl} \leq X_{jkl} \end{cases} \quad \forall k, l, i \neq j \quad (25)$$

Constraint (25) states that the two patients enter to the sequence of the operating room or bed, if both of them are previously allocated to a certain bed or operating room. This Constraint is free of any changes.

$$\begin{cases} M(X_{ikl} + X_{jkl} - 2) + M(Y_{ijkl} - 1) + (S_{ikl}^s + t_{ikl}^s) \leq S_{jkl}^s \\ M(X_{ikl} + X_{jkl} - 2) - MY_{ijkl} + (S_{jkl}^s + t_{jkl}^s) \leq S_{ikl}^s \end{cases} \quad \forall k \in \{2\}, l, s, i \neq j \quad (26)$$

$$\begin{cases} M(X_{ikl} + X_{jkl} - 2) + M(Y_{ijkl} - 1) + (S_{ikl}^s + t_{ikl}^s + su_{ij}) \leq S_{jkl}^s \\ M(X_{ikl} + X_{jkl} - 2) - MY_{ijkl} + (S_{jkl}^s + t_{jkl}^s + su_{ji}) \leq S_{ikl}^s \end{cases} \quad (27)$$

Constraints (26) and (27) limit the start time of the sequence of patients in every stage under each scenario.

$$\begin{cases} Z_{nij} \leq V_{ni} \\ Z_{nij} \leq V_{nj} \end{cases} \quad \forall n, i \neq j \quad (28)$$

Constraint (28) is like Constraint (25), with the difference that here, we consider the allocation of patients to the surgeons.

$$\begin{cases} M(V_{ni} + V_{nj} - 2) + M(Z_{nij} - 1) + (S_{ikl}^s + t_{ikl}^s) \leq S_{jkl}^s \\ M(V_{ni} + V_{nj} - 2) - MZ_{nij} + (S_{jkl}^s + t_{jkl}^s) \leq S_{ikl}^s \end{cases} \quad \forall n, s, i \neq j, k = 2 \quad (29)$$

Constraint (29) limits the start time of the sequence of allocated patients to surgery.

$$\sum_i X_{ikl} t_{ikl}^s \leq T_k \quad \forall k \in \{2\}, l, s \quad (30)$$

$$\sum_i (X_{ikl} t_{ikl}^s) + \sum_{i,j} Y_{ijkl} su_{ij} \leq T_k \quad k = 2, \forall l, s, i \neq j \quad (31)$$

$$\sum_i V_{ni} t_{ikl}^s \leq T_n \quad \forall n, s, k = 2 \quad (32)$$

Constraints (30), (31), and (32) state the time capacity limitation for the operating room, surgeons PHU, and PACU wards. This means that limited daily time can be assigned to them.

$$\sum_n V_{ni} = 1 \quad \forall i \quad (33)$$

Constraint (33) shows that each patient is assigned only to one surgeon, which this constraint is similar to the deterministic model.

$$X_{ikl}, Y_{ijkl}, V_{ni}, Z_{nij} \in \{0,1\} \quad (34)$$

$$S_{ikl}, \theta_s \geq 0 \quad (35)$$

Constraints (34) and (35) are non-negative binary variables.

The search technique in computer science is to find an approximate solution for model optimization, mathematics and search issues. Genetic algorithm is a special type of evolution algorithm that uses evolutionary biology techniques such as heritability, biology mutation, and Darwinian selective principles to find the optimal formula for predicting or matching the algorithm. Genetic algorithms are often a good option for regression-based prediction techniques in modeling the genetic algorithm is a programming technique that uses genetic evolution as a problem solving model.

The problem to be solved is the inputs that are converted into solutions in a genetically engineered benchmarked process. Then, solutions are evaluated as candidates by the fitness function, and if the exit condition of the problem is provided, the algorithm ends. In the genetic algorithm, the application of the condition is the closure of the last step. In summary, the stop criteria are as follows:

- 1- Stop the method with a certain number of generations
- 2- Completion with limited time
3. Failure to improve the solution in time or number of repetitions

The genetic algorithm is generally a repetition-based algorithm, most of which are selected as random processes, which are composed of parts of the fitting, display, selection, and modification functions.

The pseudocode of the genetic algorithm is as follows:

- 1 Genetic Algorithm
- 2 begin
- 3 Choose initial population
- 4 repeat
- 5 Evaluate the individual fitness of a certain proportion of the population
- 6 Select pairs of best-ranking individuals to reproduce
- 7 Apply crossover operator
- 8 Apply mutation operator
- 9 until terminating condition
- 10 end.

In this paper, our solution for planning and scheduling of the surgical ward problem is that we initially solved the definitive model for the given problem. Then, due to the uncertainty of the problem's parameter, we used robust approach to solve the problem. In the sequel, due to the length time of the robust model solve's, it was decided to use a genealogy algorithm to reduce the solution time, the results of which are described in the next section.

## 5 Computational Results

We have solved the problem for 18 groups with each group having five patients in one surgery group (similar operations). The resources in this example are three beds in the PHU, an operating room and three beds in the PACU. Time availability for each of the relevant sections is from 8 AM to 6 PM. There are also two surgeons for allocation to the operating room. The problem was solved by using two models for this group of patients. This model was solved using GAMS (robust model , certain model) and Matlab (GA model) software on an Asus X550L laptop (CPU: Intel Core i5, 4GB RAM, 1 TB HDD). Results are shown in Table 1.

Table 1: Solution results for the robust model and deterministic model for scenarios with probabilities of 0.2, 0.6, and 0.2

problem number	1	2	3	4	5	6	7	8	9
robust model	51.2	53.2	54	54.3	56.8	57.4	59.9	60.7	62.2
certain model	50.4	53	57.3	52.3	58.1	63	63.1	61.6	67.2
Ga Model	53	53.6	58.1	56.7	60.2	63.2	64.9	63.8	68.9
problem number	10	11	12	13	14	15	16	17	18
robust model	62.2	62.6	63	70.2	71.7	73.9	68	69	70
certain model	60	62.8	66.3	68.8	72.2	77.1	66.4	69.5	72.9
Ga Model	66.4	63	68.9	71.2	73.4	78.5	69	70.1	73.2

Table2: Results for the robust model and deterministic model for scenarios with probabilities of 0.2, 0.3, and 0.5

problem number	1	2	3	4	5	6	7	8	9
robust model	103	103.9	105.2	107.1	102.1	106.1	108.6	90.8	95.3
certain model	99.7	104.2	109.1	111.2	97.9	104.2	111.4	79.4	83.53
problem number	10	11	12	13	14	15	16	17	18

robust model	87.2	103.3	104.7	108.9	105.8	107.6	109.9	110.3	109.3
certain model	88.9	94.9	105.2	112.3	103.6	107.9	113.2	108.9	105.3

We solve the problem once again with different probability of scenarios for the previous example by assuming that change in such probabilities could affect the fluctuations of the deterministic model, and questioning how the robust model will respond in controlling these fluctuations.

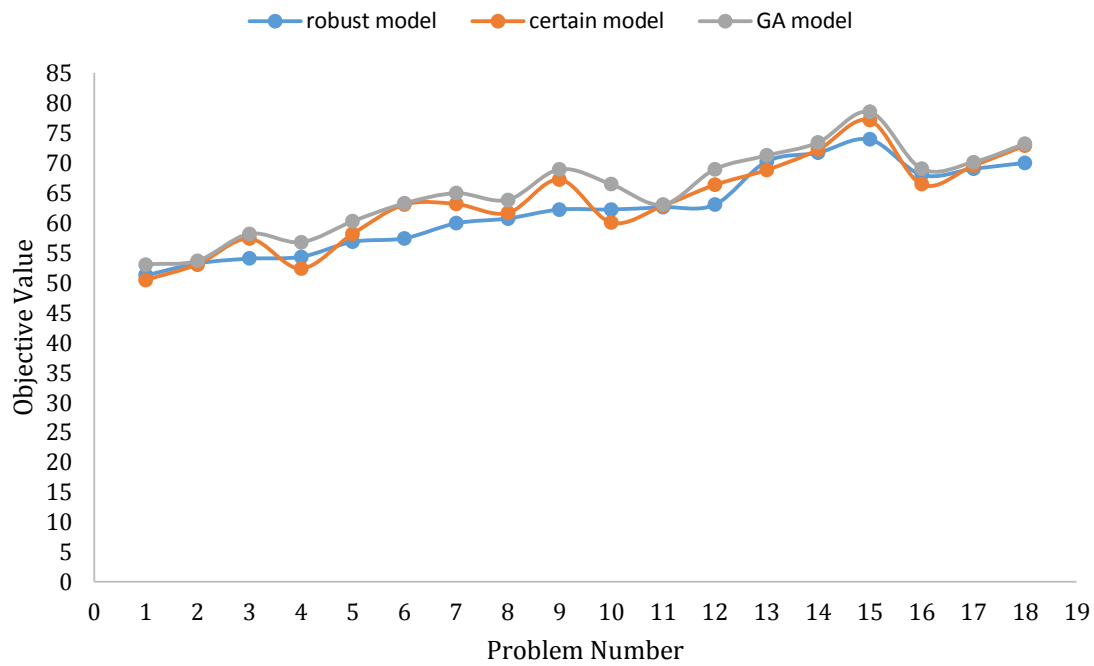


Figure 2: Total waiting time for the robust model and deterministic model for scenarios with probabilities of 0.2, 0.6, and 0.2

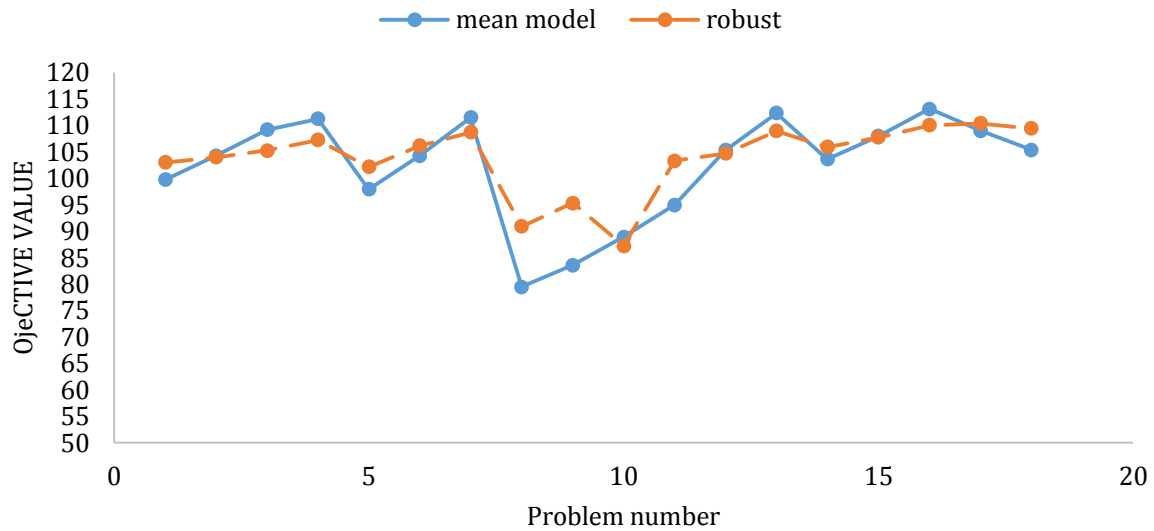


Figure 3: Total waiting time for the robust model and deterministic model for scenarios with probabilities of 0.2, 0.3, and 0.5

As shown in Table 2 and Figure 3, as the probability of the pessimistic scenario in this example was increased to 0.5, therefore, sequentially related fluctuations of the deterministic model solution increased in comparison with the previous example; however, the robust model is also able to significantly reduce the fluctuations. In order to compare the two models in the two examples mentioned above, variance of results for the robust model and deterministic model were carried out and are shown in the Table 3. As it can be seen, variance of robust and genetic algorithm is less than the deterministic model.

Table3: Variance of results for both models

	scenarios probability			results variance		
	Optimistically	most probable	pessimistic	deterministic model	Robust model	Ga Model
Example 1	0.2	0.6	0.2	52.7	48.4	49

The case questioned in this research was a section of the hospital that scheduled a number of daily operations for the surgical ward. Since scheduling problems are NP hard, therefore, reaching a solution requires additional time. Although, for problems with the size of our problem that schedule a maximum 10 patients a day, meta-heuristic methods are not required for solution time reduction. However, if we extend the model to the entire hospital, it will in fact require and benefit from meta-heuristics. Figure 4 shows that the problem has varied solution times for the two models.

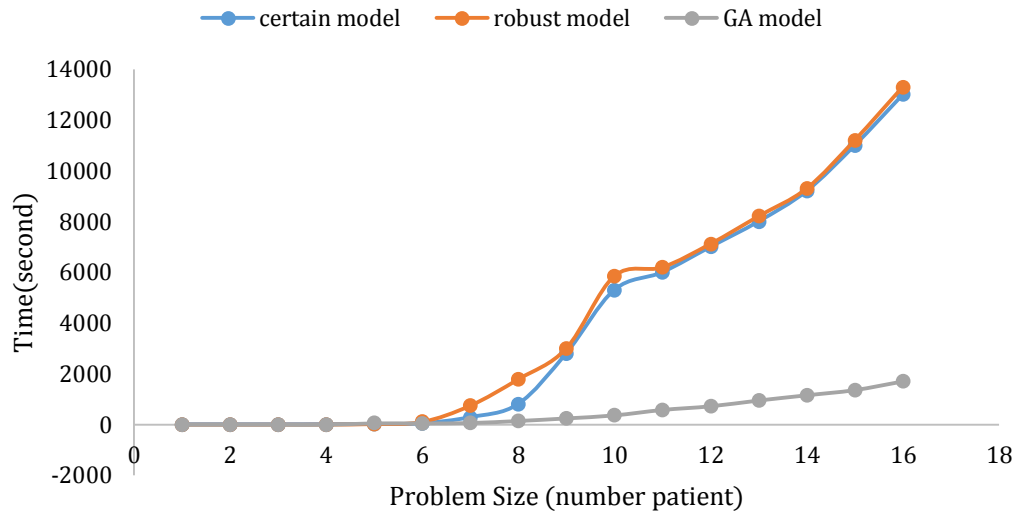


Figure 4: Comparison of the two models' solution time with different sizes

As it can be seen, solution times of the two methods in small sized problems is not long; however, the solution time for both models will increase exponentially by increasing the size of the problem. In order to solve this problem, we decided to use the genetic algorithm. As shown in Figure 4, the genetic algorithm greatly reduces the problem solving time.

## 6 Conclusion

In this study, the integrated planning and scheduling problem of the hospital's surgical ward has been considered. Some real world limitations such as the operating room's capacity and related sections such as general ward, recovery, patient priority, operating room and surgeon limitations, and operating room preparation time after surgery (which depends on the sequence of operations and expertise of the surgeons) have been taken into account. In order to validate the model, experiments were designed with the average size of two groups of patients with different priorities. The results indicate that considering other related wards with the surgical ward and other previously mentioned constraints is effective in reducing patient waiting times. The Mulvey's robust optimization method was applied to consider the uncertainties related to patients' serving time in all the three phases of PHU, PACU, and OR. Comparison of the results of both models concluded that considering the uncertainties of the problem, the robust model significantly reduces the solution's fluctuations at an acceptable level. But despite the acceptability of decreasing fluctuations by the robust model, the problem solving time is still very high, as clearly shown in Fig. 2. So, to solve this problem was used of Genetic meta-heuristic algorithm to reduce the solving time of the model and its computational results are shown in Fig. 2. The genetic algorithm also controls the fluctuation of the robust model.

For future studies, emergency patients can be considered in the model. Due to the low number of these patients, studies usually disregard them as time-consuming cases. However, we must consider that in real world problems, incidence of such cases usually cause irregularities in planning and scheduling.

## REFERENCES



- Aringhieri, R., & Duma, D. (2015). The optimization of a surgical clinical pathway. In *Simulation and Modeling Methodologies, Technologies and Applications* (pp. 313-331). Springer, Cham.
- Abedini, A., Li, W., & Ye, H. (2017). An optimization model for operating room scheduling to reduce blocking across the perioperative process. *Procedia Manufacturing*, 10, 60-70.
- Baumgart, A., Zoeller, A., Denz, C., Bender, H. J., Heinzl, A., & Badreddin, E. (2007, January). Using computer simulation in operating room management: impacts on process engineering and performance. In *2007 40th Annual Hawaii International Conference on System Sciences (HICSS'07)* (pp. 131-131). IEEE.
- Beaulieu, I., Gendreau, M., & Soriano, P. (2012). Operating rooms scheduling under uncertainty. In *Advanced Decision Making Methods Applied to Health Care* (pp. 13-32). Springer, Milano.
- Beliën, J., Demeulemeester, E., & Cardoen, B. (2009). A decision support system for cyclic master surgery scheduling with multiple objectives. *Journal of scheduling*, 12(2), 147.
- Blake, J. T., & Carter, M. W. (1997). Surgical process scheduling: a structured review. *Journal of the society for health systems*, 5(3), 17-30.
- Burdett, R. L., & Kozan, E. (2018). An integrated approach for scheduling health care activities in a hospital. *European Journal of Operational Research*, 264(2), 756-773.
- Cardoen, B., Demeulemeester, E., & Beliën, J. (2009). Sequencing surgical cases in a day-care environment: an exact branch-and-price approach. *Computers & Operations Research*, 36(9), 2660-2669.
- Cardoen, B., Demeulemeester, E., & Beliën, J. (2010). Operating room planning and scheduling: A literature review. *European journal of operational research*, 201(3), 921-932.
- Denton, B., Viapiano, J., & Vogl, A. (2007). Optimization of surgery sequencing and scheduling decisions under uncertainty. *Health care management science*, 10(1), 13-24.
- Fei, H., Chu, C., Meskens, N., & Artiba, A. (2008). Solving surgical cases assignment problem by a branch-and-price approach. *International Journal of Production Economics*, 112(1), 96-108.
- Freeman, N., Zhao, M., & Melouk, S. (2018). An iterative approach for case mix planning under uncertainty. *Omega*, 76, 160-173.
- Elbattah, M., & Molloy, O. (2015, July). Towards Improving Modeling and Simulation of Clinical Pathways: Lessons Learned and Future Insights. In *SIMULTECH* (pp. 508-514).
- Gupta, D. (2007). Surgical suites' operations management. *Production and Operations Management*, 16(6), 689-700.
- Holte, M., & Mannino, C. (2013). The implementor/adversary algorithm for the cyclic and robust scheduling problem in health-care. *European Journal of Operational Research*, 226(3), 551-559.
- Ivarsson, B., Larsson, S., & Sjöberg, T. (2004). Postponed or cancelled heart operations from the patient's perspective. *Journal of Nursing Management*, 12(1), 28-36.
- Lamiri, M., Xie, X., Dolgui, A., & Grimaud, F. (2008). A stochastic model for operating room planning with elective and emergency demand for surgery. *European Journal of Operational Research*, 185(3), 1026-1037.
- Lamiri, M., Xie, X., & Zhang, S. (2008). Column generation approach to operating theater planning with elective and emergency patients. *Iie Transactions*, 40(9), 838-852.
- Magerlein, J. M., & Martin, J. B. (1978). Surgical demand scheduling: a review. *Health services research*, 13(4), 418.
- Marcon, E., & Dexter, F. (2006). Impact of surgical sequencing on post anesthesia care unit staffing. *Health Care Management Science*, 9(1), 87-98.

- Mateus, C., Marques, I., & Captivo, M. E. (2018). Local search heuristics for a surgical case assignment problem. *Operations research for health care*, 17, 71-81.
- Niu, Q., Peng, Q., El Mekkawy, T., Tan, Y. Y., Bruant, H., & Bernaerdt, L. (2007). Performance analysis of the operating room using simulation. *Proceedings of the Canadian Engineering Education Association (CEEA)*.
- Ozcan, Y. A., Tãnfani, E., & Testi, A. (2017). Improving the performance of surgery-based clinical pathways: a simulation-optimization approach. *Health care management science*, 20(1), 1-15.
- Persson, M., & Persson, J. A. (2009). Health economic modeling to support surgery management at a Swedish hospital. *Omega*, 37(4), 853-863.
- Pham, D. N., & Klinkert, A. (2008). Surgical case scheduling as a generalized job shop scheduling problem. *European Journal of Operational Research*, 185(3), 1011-1025.
- reddy Gunna, V., Abedini, A., & Li, W. (2017). Maximizing operating room performance using portfolio selection. *Procedia Manufacturing*, 10, 83-91.
- Roshanaei, V., Luong, C., Aleman, D. M., & Urbach, D. R. (2017). Collaborative operating room planning and scheduling. *INFORMS Journal on Computing*, 29(3), 558-580.
- Santibáñez, P., Begen, M., & Atkins, D. (2007). Surgical block scheduling in a system of hospitals: an application to resource and wait list management in a British Columbia health authority. *Health care management science*, 10(3), 269-282.
- Tan, Y. Y., El Mekkawy, T. Y., Peng, Q., & Oppenheimer, L. (2007). Mathematical programming for the scheduling of elective patients in the operating room department. *Proceedings of the Canadian Engineering Education Association (CEEA)*.
- Testi, A., Tanfani, E., & Torre, G. (2007). A three-phase approach for operating theatre schedules. *Health Care Management Science*, 10(2), 163-172.
- VanBerkel, P. T., & Blake, J. T. (2007). A comprehensive simulation for wait time reduction and capacity planning applied in general surgery. *Health care management Science*, 10(4), 373-385.
- Velásquez, R., Melo, T., & Küfer, K. H. (2008). Tactical operating theatre scheduling: Efficient appointment assignment. In *Operations Research Proceedings 2007* (pp. 303-308). Springer, Berlin, Heidelberg.
- Villarreal, M. C., & Keskinocak, P. (2016). Staff planning for operating rooms with different surgical services lines. *Health care management science*, 19(2), 144-169.
- Zhang, B., Murali, P., Dessouky, M. M., & Belson, D. (2009). A mixed integer programming approach for allocating operating room capacity. *Journal of the Operational Research Society*, 60(5), 663-673.