

Arrow, Hausdorff, and Ambiguities in the Choice of Preferred States in Complex Systems

T. Erber[†] and M. J. Frank[‡]

Department of Physics Illinois Institute of Technology, Chicago, USA[†]

Department of Applied Mathematics Illinois Institute of Technology, Chicago, USA[†] [‡]

Department of Physics University of Chicago, Chicago, USA[†]

Abstract

Arrow's 'impossibility' theorem asserts that there are no satisfactory methods of aggregating individual preferences into collective preferences in many complex situations. This result has ramifications in economics, politics, i.e., the theory of voting, and the structure of tournaments. By identifying the objects of choice with mathematical sets, and preferences with Hausdorff measures of the distances between sets, it is possible to extend Arrow's arguments from a sociological to a mathematical setting. One consequence is that notions of reversibility can be expressed in terms of the relative configurations of patterns of sets.

PACS numbers: 01.55,+b,01.90+g,01.70+w

1. 1. ARROW'S IMPOSSIBILITY THEOREM

One of the most significant 'no-go' results discovered in the twentieth century is Arrow's theorem concerning the impossibility of devising satisfactory methods for aggregating individual preferences into collective preferences in many complex situations [1]. Arrow's arguments have given rise to a voluminous literature with wide ranging applications in economics, politics, and the organization of tournaments. The feasibility of further extending these results to areas of mathematics and physics depends on finding appropriate counterparts to Arrow's objects of choice, i.e., various social states, and reinterpreting the concept of preference in quantitative terms. One possible approach is to identify the objects of choice with mathematical sets, and to relate the associated preferences to Hausdorff's asymmetric distances between sets.

To be specific, let A, B, C , etc. denote the objects of choice, and represent the relations of preference by means of the symbols \succ and \prec : consequently a formula such as $A \succ B$ signifies that A is preferred over B , and similarly the expressions $B \succ A$ and $A \prec B$ both mean that B is preferred to A . Suppose now that there are three individuals labeled 1, 2, 3, each of which can choose between the two alternatives A and B . Then, irrespective of which combination of preferences - - - out of a total of eight possibilities - - - occurs, there is a reasonable way of aggregating the individual preferences into a collective preference. For instance, the pattern

$$1 : A \succ B ; \quad 2 : A \succ B ; \quad 3 : B \succ A \tag{1}$$

indicates the overall preference for the choice of A in virtue of majority rule.

Arrow's arguments become relevant in the slightly more complicated situation where there are three individuals who can choose among three alternatives A , B , and C . Although in this case there are many combinations of preferences that can be aggregated into collective preferences with the help of plausible schemes such as majority rule, there are some recalcitrant outliers whose antecedents date back more than two centuries [2]. Suppose, for instance that the first individual orders the objects of choice in the sequence

$$1 : \quad A \succ B \succ C \succ A . \tag{2}$$

This is an instance where the preferences of A over B and B over C do not imply that A is preferred over C . Sequences of this kind are said to be intransitive [3]. The ambiguity is

heightened still further if the remaining two individuals order their preferences in a cyclic version of Eq.(2), viz.

$$2: \quad B \succ C \succ A \succ B, \quad (3)$$

$$3: \quad C \succ A \succ B \succ C, \quad (4)$$

Clearly majority rule can't achieve a consensus in this situation. Experience shows that even more elaborate voting schemes fail to extract a fair and favored choice from such sets of intransitive preferences. Arrow's point is that this is not a matter of ingenuity but rather an impossibility: in some complex situations there is simply no reasonable method for aggregating individual preferences into a collective preference. The reasoning is based on making precise the notions of 'fair' and 'reasonable'.

Arrow lists four criteria that ought to be satisfied by any acceptable voting procedure:

1. Local and global harmony. Suppose that in a bloc of voters every individual has the same preference, say, A over B ($A \succ B$), then the collective preference of the entire group is also A over B .
2. All choices are possible. Every individual can in principle choose among all available alternatives and these can be ordered in every possible sequence of preferences.
3. Independence of irrelevant alternatives. The set of choices, A , B , etc., available to every individual constitutes an environment of admissible options. All methods of aggregating individual preferences into a collective preference then must be independent of any choice that lies outside of the environment.
4. Non-dictatorship. The collective preferences of a group of individuals are not to be determined solely by the preferences of a single individual.

At first sight these innocuous propositions appear to be part of any reasonable voting scheme, but more than sixty years ago Arrow discovered an astonishing twist - - - these propositions are actually incompatible! This basic flaw is the reason that it is impossible to devise a general method for aggregating individual preferences into a collective preference applicable under all circumstances. The technical details of the proof are given in [1]. A more mathematically oriented treatment is presented in [4].

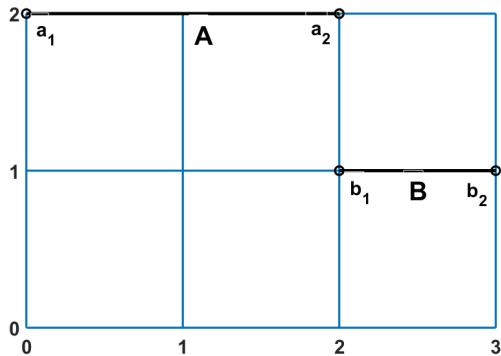


FIG. 1: Arrangement of the point sets A and B over a grid of unit squares

2. 2. THE HAUSDORFF DISTANCE BETWEEN SETS

Let S be a planar set composed of the points s_i , $1 \leq i \leq N_S$, and T be another set in the same plane composed of the points t_j , $1 \leq j \leq N_T$. Further, let $d(s_i, t_j)$ denote the ordinary Euclidean distance between s_i and t_j . Then the Hausdorff distance from the set S to the set T is given by the radius of the smallest disk centered at any point of S that also includes at least one point of T [5]. This definition corresponds to the expression

$$\delta_H(S \rightarrow T) = \sup_{s_i \in S} \inf_{t_j \in T} d(s_i, t_j) . \quad (5)$$

In a similar fashion the Hausdorff distance from the set T to the set S is given by the radius of the smallest disk centered at any point of T that also includes at least one point of S . This definition corresponds to a formula analogous to (5),

$$\delta_H(T \rightarrow S) = \sup_{t_j \in T} \inf_{s_i \in S} d(s_i, t_j) . \quad (6)$$

In general, these distances depend both on the configurations as well as the relative positions of the sets S and T . Consequently, the directed Hausdorff distances $\delta_H(S \rightarrow T)$ and $\delta_H(T \rightarrow S)$ may be unequal, even though the underlying Euclidian metric $d(s_i, t_j)$ is symmetric. This is the essential property that furnishes a link between the concepts of choice and preference and the mathematical notion of a distance between sets

The transition from Arrow to Hausdorff can be illustrated with the aid of several very simple examples. Suppose that A and B are both two-point sets with the elements $a_1, a_2 \in A$, and $b_1, b_2 \in B$, arranged over a grid of unit squares as shown in Figure 1. In this case

the basic distance definition (5) reduces to the simpler form

$$\delta_H(A \rightarrow B) = \max \left\{ \min_i d(a_1, b_i), \min_i d(a_2, b_i) \right\} . \quad (7)$$

The four Euclidean distances between the points in the two sets can then be displayed in the form of a 2×2 array

$$\begin{array}{cc} & \begin{array}{cc} b_1 & b_2 \end{array} \\ \begin{array}{c} a_1 \\ a_2 \end{array} & \left(\begin{array}{cc} \sqrt{5} & \sqrt{10} \\ 1 & \sqrt{2} \end{array} \right) \end{array} \quad (8)$$

Inserting these numbers into (7) one obtains

$$\delta_H(A \rightarrow B) = \max \left\{ \min(\sqrt{5}, \sqrt{10}), \min(1, \sqrt{2}) \right\} , \quad (9)$$

or

$$\delta_H(A \rightarrow B) = \max \left\{ \sqrt{5}, 1 \right\} = \sqrt{5} . \quad (10)$$

The reverse Hausdorff distance $\delta_H(B \rightarrow A)$ can then be computed from the analog of (7), viz.

$$\delta_H(B \rightarrow A) = \max \left\{ \min_i d(b_1, a_i), \min_i d(b_2, a_i) \right\} . \quad (11)$$

Again, inserting the numbers, the result is

$$\delta_H(B \rightarrow A) = \max \left\{ \min(\sqrt{5}, 1), \min(\sqrt{10}, \sqrt{2}) \right\} , \quad (12)$$

or

$$\delta_H(B \rightarrow A) = \max \left\{ 1, \sqrt{2} \right\} = \sqrt{2} . \quad (13)$$

Clearly, the numerical differences between the two Hausdorff distances are due to the fact that (10) corresponds to a ‘max - min by rows’ algorithm whereas (13) corresponds a ‘max - min by columns’ algorithm. The two parallel interpretations of the expression $A \succ B$ are now complete: in Arrow’s language this means that the social state A is preferred over the social state B ; in Hausdorff’s terminology A and B are sets whose configurations and relative positions imply that the Hausdorff distance from A to B is greater than the distance from B to A .

The next increment of complexity is the Condorcet triplet Eq.(2). This intransitive sequence of preferences can also be associated with a pattern of sets. Figure 2 shows one possible arrangement of three sets A , B , C whose relative Hausdorff distances mirror the

preference rankings in Eq.(2). It is easy to confirm this numerically since the A and B sets are exactly the same as in Figure 1; and it merely remains to evaluate the new Hausdorff distances $\delta_H(B \rightarrow C)$ and $\delta_H(C \rightarrow A)$. Following the steps of the prior calculations in Eqs.(7)-(8), we first list the Euclidian distances between the points B and C in an array

$$\begin{array}{c} c_1 \quad c_2 \\ b_1 \begin{pmatrix} 1 & \sqrt{2} \\ 2 & \sqrt{5} \end{pmatrix} \\ b_2 \end{array} \quad (14)$$

The corresponding Hausdorff distance is then

$$\delta_H(B \rightarrow C) = \max \{ \min(1, \sqrt{2}), \min(2, \sqrt{5}) \} , \quad (15)$$

or

$$\delta_H(B \rightarrow C) = \max \{ 1, 2 \} = 2 . \quad (16)$$

The reverse Hausdorff distance is given by

$$\delta_H(C \rightarrow B) = \max \{ \min(1, 2), \min(\sqrt{2}, \sqrt{5}) \} , \quad (17)$$

or

$$\delta_H(C \rightarrow B) = \max \{ 1, \sqrt{2} \} = \sqrt{2} . \quad (18)$$

Similarly the distance between C and A can be inferred from the array

$$\begin{array}{c} c_1 \quad c_2 \\ a_1 \begin{pmatrix} \sqrt{2} & \sqrt{5} \\ \sqrt{2} & \sqrt{5} \end{pmatrix} \\ a_2 \end{array} \quad (19)$$

Specifically,

$$\delta_H(A \rightarrow C) = \max \{ \min(\sqrt{2}, \sqrt{5}), \min(\sqrt{2}, \sqrt{5}) \} , \quad (20)$$

or

$$\delta_H(A \rightarrow C) = \max \{ \sqrt{2}, \sqrt{2} \} = \sqrt{2} . \quad (21)$$

The last distance is given by

$$\delta_H(C \rightarrow A) = \max \{ \min(\sqrt{2}, \sqrt{2}), \min(\sqrt{5}, \sqrt{5}) \} , \quad (22)$$

or

$$\delta_H(C \rightarrow A) = \max \{ \sqrt{2}, \sqrt{5} \} = \sqrt{5} . \quad (23)$$

The equivalences between the preference rankings in Eq.(2) and the distance inequalities implicit in Figure 2 can now be listed in a unified form:

$$\begin{aligned}
A \succ B &\Leftrightarrow \delta_H(A \rightarrow B) = \sqrt{5} > \sqrt{2} = \delta_H(B \rightarrow A) \\
B \succ C &\Leftrightarrow \delta_H(B \rightarrow C) = 2 > \sqrt{2} = \delta_H(C \rightarrow B) \\
C \succ A &\Leftrightarrow \delta_H(C \rightarrow A) = \sqrt{5} > \sqrt{2} = \delta_H(A \rightarrow C)
\end{aligned}
\tag{24}$$

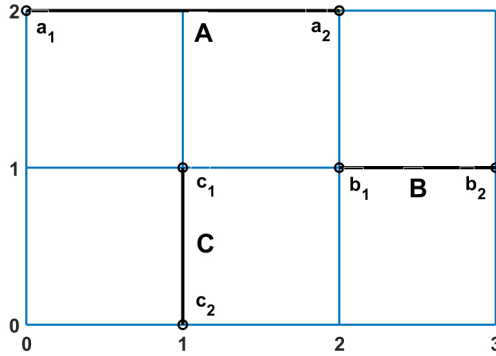


FIG. 2: Arrangement of three point sets A , B , C whose mutual Hausdorff distances satisfy the inequalities in Eq.(24).

3. 3. REVERSIONS

In ordinary particle dynamics a reversal of motion is usually effected by a reversal of all velocity components. This typographical device is adequate for systems governed by differential equations, but in more general situations where the dynamical evolution is described by mathematical flows the replacement of t by $-t$ does not necessarily correspond to a physical time reversal [6]. The disconnect between reversion and sign changes is even more drastic in Arrow's scheme of preference rankings. In this situation it seems reasonable to associate reversion with an interchange of preferences: instead of $A \succ B$ we presume $B \succ A$. In this sense, the reverse of the Condorcet triplet Eq.(2) is

$$A \succ C \succ B \succ A \tag{25}$$

Switching preferences also implies a reversal of the inequalities in the corresponding Haus-

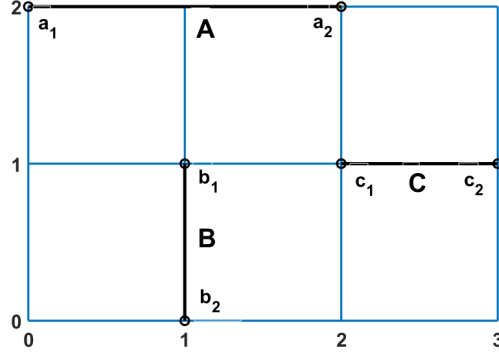


FIG. 3: Arrangement of three point sets A , B , C , corresponding to the Hausdorff inequalities in Eq.(26).

dorff distances : and this, in turn, requires that the pattern of sets in Figure 2 has to be shifted. A minimal rearrangement consistent with the sequence of preferences in Eq.(25) is shown in Figure 3. Comparing with Figure 2, it is clear that all of the individual points retain their positions, just the labeling of the sets has changed. The resulting collection of preferences and Hausdorff distances can then be summarized in a form similar to Eq.(24):

$$\begin{aligned}
 A \succ C &\Leftrightarrow \delta_H(A \rightarrow C) = \sqrt{5} > \sqrt{2} = \delta_H(C \rightarrow A) \\
 C \succ B &\Leftrightarrow \delta_H(C \rightarrow B) = 2 > \sqrt{2} = \delta_H(B \rightarrow C) \\
 B \succ A &\Leftrightarrow \delta_H(B \rightarrow A) = \sqrt{5} > \sqrt{2} = \delta_H(A \rightarrow B)
 \end{aligned}
 \tag{26}$$

Evidently, this perspective on reversions has no relation to the introduction of minus signs.

[1] Arrow, K. J. : Social Choice and Individual Values, 2nd ed., Wiley, New York (1963).
[2] Condorcet, M. : Éssai sur l'application de l'analyse à la probabilité des décisions redues à la pluralité des voix. Paris (1785).
[3] Tarski, A. : Introduction to Logic. Oxford University Press, New York (1941).
[4] Kelly, J. S. : Arrow Impossibility Theorems, Academic Press, New York (1978).
[5] Hausdorff, F. : Mengenlehre, de Gruyter, Berlin (1927).
[6] Bernstein, B., Erber, T. : Reversibility, Irreversibility : Restorabiity, Nonrestorabiity. J. Phys. A : Math. Gen. **32**, 7581 (1999).