

Evidence for $a_0(980)$ as tetraquark from the triangle rescattering $D_s^+ \rightarrow \pi^+ \pi^0 \eta$ decay

Y.K. Hsiao,^{1,*} Yao Yu,^{2,†} and Bai-Cian Ke^{1,‡}

¹*School of Physics and Information Engineering,
Shanxi Normal University, Linfen 041004, China*

²*Chongqing University of Posts & Telecommunications, Chongqing, 400065, China*

(Dated: September 17, 2019)

Abstract

We study the $D_s^+ \rightarrow \pi^+(a_0(980)^0 \rightarrow) \pi^0 \eta$, $\pi^0(a_0(980)^+ \rightarrow) \pi^+ \eta$ decays, which have been recently measured by the BESIII collaboration. We propose that $D_s^+ \rightarrow \pi^{+(0)}(a_0(980)^{0(+)} \rightarrow) \pi^{0(+)} \eta$ receives the main contribution from the triangle rescattering process, where η and ρ^+ in $D_s^+ \rightarrow \eta \rho^+$, by exchanging $\pi^{0(+)}$, are formed as $a_0(980)^{0(+)}$ and $\pi^{+(0)}$, respectively. Particularly, we calculate that $\mathcal{B}(D_s^+ \rightarrow a_0(980)^{0(+)} \pi^{+(0)}) = (1.7 \pm 0.4) \times 10^{-2}$ and $\mathcal{B}(D_s^+ \rightarrow \pi^{+(0)}(a_0(980)^{0(+)} \rightarrow) \pi^{0(+)} \eta) = (1.5 \pm 0.3) \times 10^{-2}$, in consistent with the data. The $a_0(980)^{0(+)}$ production is by receiving $s\bar{s}$ from η and $u\bar{u} - d\bar{d}$ ($u\bar{d}$) from $\pi^{0(+)}$, which indicates that $a_0(980)^{0(+)}$ is a tetraquark state.

* yukuohsiao@gmail.com

† yuyao@cqupt.edu.cn

‡ baiciank@ihep.ac.cn

I. INTRODUCTION

Recently, the BESIII collaboration has measured the branching fraction of the D_s^+ decay that involves one of the controversial scalar mesons, $a_0 \equiv a_0(980)$, given by [1]

$$\mathcal{B}(D_s^+ \rightarrow \pi^{+(0)}(a_0^{0(+)} \rightarrow) \pi^{0(+)} \eta) = (1.46 \pm 0.15 \pm 0.23) \times 10^{-2}. \quad (1)$$

Accordingly, the $D_s^+ \rightarrow a_0^+ \pi^0$, $a_0^0 \pi^+$ decays are claimed as the W -annihilation dominant processes observed for the first time, as depicted in Fig. 1. The W -annihilation processes can also be applied to the $D^+ \rightarrow \pi(a_0 \rightarrow) \pi \eta$ decay and one estimates that

$$\begin{aligned} \mathcal{B}(D^+ \rightarrow \pi^{+(0)}(a_0^{0(+)} \rightarrow) \pi^{0(+)} \eta) &\simeq \left(\frac{f_D}{f_{D_s}} \right)^2 \left(\frac{|V_{cd}|}{|V_{cs}|} \right)^2 \frac{\tau_D}{\tau_{D_s}} \left(\frac{m_{D_s}}{m_D} \right)^3 \\ &\times \mathcal{B}(D_s^+ \rightarrow \pi^{+(0)}(a_0^{0(+)} \rightarrow) \pi^{0(+)} \eta) \simeq 1.2 \times 10^{-3}, \end{aligned} \quad (2)$$

where $f_{D(s)}$, $\tau_{D(s)}$, $m_{D(s)}$, and V_{cq} ($q = d, s$) represent the decay constant, lifetime, mass for the $D_{(s)}^+$ meson, and the Cabibbo-Kobayashi-Maskawa (CKM) matrix elements, respectively. Clearly, $\mathcal{B}(D^+ \rightarrow \pi^+ \pi^0 \eta) = (1.38 \pm 0.35) \times 10^{-3}$ [2] leaves tiny room for the W -annihilation contributions to $D^+ \rightarrow \pi^{+(0)}(a_0^{0(+)} \rightarrow) \pi^{0(+)} \eta$. Therefore, it is reasonable to infer that the W -annihilation topologies are unlikely to be the dominant contributions to $D_{(s)}^+ \rightarrow \pi^{+(0)}(a_0^{0(+)} \rightarrow) \pi^{0(+)} \eta$.

The nearly equal $\mathcal{B}(D_s^+ \rightarrow \pi^+ a_0^0, \pi^0 a_0^+) \sim O(10^{-2})$ are much larger than the branching fractions of other measured pure W -annihilation decays [1], such as $\mathcal{B}(D_s^+ \rightarrow \pi^+ \rho^0) = (2.0 \pm 1.2) \times 10^{-4}$. Besides, $\mathcal{B}(D_s^+ \rightarrow \pi^{+(0)} a_0^{0(+)})$ is close to $\mathcal{B}(D_s^+ \rightarrow \pi^+ \eta) = (1.70 \pm 0.09) \times 10^{-2}$ and $\mathcal{B}(D_s^+ \rightarrow \pi^+ f_0(980)) \sim O(10^{-2})$ [2], suggesting that $D_s^+ \rightarrow \pi^{+(0)}(a_0^{0(+)} \rightarrow) \pi^{0(+)} \eta$ is more associated with the external W -boson emission processes. We hence find that, via the triangle rescattering diagrams in Fig. 2, $D_s^+ \rightarrow \pi^{+(0)}(a_0^{0(+)} \rightarrow) \pi^{0(+)} \eta$ receive the main contribution from $D_s^+ \rightarrow \eta \rho^+$. Note that the $D_s^+ \rightarrow \eta \rho^+$ decay proceeds through the external W -emission topology, leading to large $\mathcal{B}(D_s^+ \rightarrow \eta \rho^+) = (8.9 \pm 0.8)\%$ [2]. As a consequence, the observation of $\mathcal{B}(D_s^+ \rightarrow \pi^{+(0)}(a_0^{0(+)} \rightarrow) \pi^{0(+)} \eta)$ could be considered as the evidence that $a_0^{0,+}$ have compact $s\bar{s}(u\bar{u} - d\bar{d})/\sqrt{2}$ and $s\bar{s}(u\bar{d})$ structures, respectively, known as the tetraquark states [3–5]. The reason is that the a_0 formation is by coupling η and π , without quark annihilation to cause the OZI suppression; from the $D_s^+ \rightarrow s\bar{s} \rightarrow \eta$ transition, the η meson is able to contain $s\bar{s}$, absorbed as part of a_0 . In this report, we will calculate the $D_s^+ \rightarrow \pi^{+(0)}(a_0^{0(+)} \rightarrow) \pi^{0(+)} \eta$ decays via the triangle rescattering diagrams, in order to explain

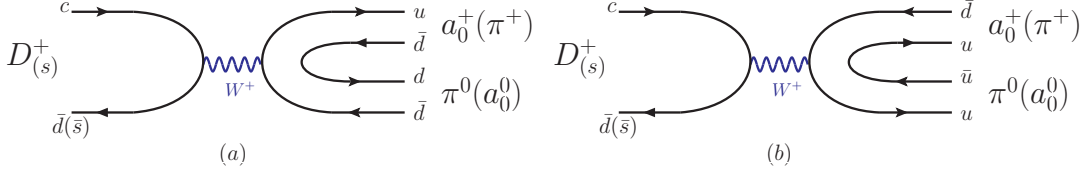


FIG. 1. $D_s^+ \rightarrow a_0^+ \pi^0, a_0^+ \pi^+$ via the W -annihilation diagrams.

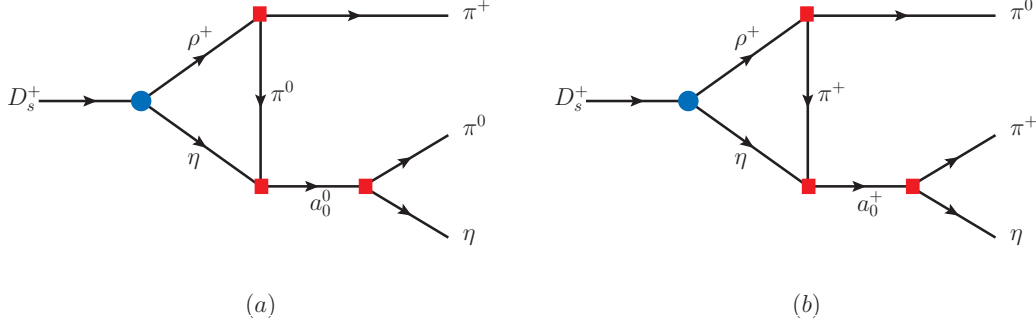


FIG. 2. The triangle rescattering diagrams for (a) $D_s^+ \rightarrow \pi^+(a_0^0 \rightarrow \pi^0 \eta)$ and (b) $D_s^+ \pi^0(a_0^+ \rightarrow \pi^+ \eta)$.

the recent BESIII observation [1], as the theoretical support that a_0 can be a tetraquark state.

II. FORMALISM

The $D_s^+ \rightarrow \pi^+(a_0^0 \rightarrow \pi^0 \eta)$, $\pi^0(a_0^+ \rightarrow \pi^+ \eta)$ decays are proposed to go through the triangle rescattering diagrams in Figs. 2(a) and (b), respectively, such that the decays involve $D_s^+ \rightarrow \eta \rho^+$, $a_0 \rightarrow \eta \pi$ and $\rho^+ \rightarrow \pi^+ \pi^0$. For the weak $D_s^+ \rightarrow \eta \rho^+$ decay, the relevant effective Hamiltonian for the $c \rightarrow s u \bar{d}$ transition is given by [7]

$$\mathcal{H}_{eff} = \frac{G_F}{\sqrt{2}} V_{cs} V_{ud} [c_1^{eff} (\bar{u} d) (\bar{s} c) + c_2^{eff} (\bar{s} d) (\bar{u} c)], \quad (3)$$

where G_F is the Fermi constant, V_{ij} the CKM matrix elements, $c_{1,2}^{eff}$ the effective Wilson coefficients, and $(\bar{q}_1 q_2)$ stand for $\bar{q}_1 \gamma_\mu (1 - \gamma_5) q_2$. The amplitude of the $D_s^+ \rightarrow \eta \rho^+$ decay is factorized as [20]

$$\mathcal{A}(D_s^+ \rightarrow \eta \rho^+) = \frac{G_F}{\sqrt{2}} V_{cs} V_{ud} a_1 \langle \rho^+ | (\bar{u} d) | 0 \rangle \langle \eta | (\bar{s} c) | D_s^+ \rangle, \quad (4)$$

where $a_1 = c_1^{eff} + c_2^{eff}/N_c$, with N_c the color number. The matrix elements in Eq. (4) are defined as [8]

$$\begin{aligned}\langle \eta | (\bar{s}c) | D_s^+ \rangle &= (p_{D_s} + p_\eta)_\mu F_+(t) + q_\mu F_-(t), \\ \langle \rho^+ | (\bar{u}d) | 0 \rangle &= m_\rho f_\rho \epsilon_\mu^*,\end{aligned}\tag{5}$$

with $q_\mu = (p_{D_s} - p_{S_0})_\mu$ and ϵ_μ^* the polarization vector, where $F_\pm(t)$ with $t \equiv q^2$ are the $D_s^+ \rightarrow \eta$ transition form factors, and f_ρ the decay constant. The $F_{(\pm)}(t)$ is represented by the double-pole parameterization [8]

$$F(t) = \frac{F(0)}{1 - a(t/m_{D_s}^2) + b(t^2/m_{D_s}^4)}.\tag{6}$$

For the strong decays $a_0 \rightarrow \eta\pi$ and $\rho^+ \rightarrow \pi^+\pi^0$, the amplitudes are presented as

$$\mathcal{A}(a_0 \rightarrow \eta\pi) = g_{a_0\eta\pi}, \quad \mathcal{A}(\rho^+ \rightarrow \pi^+\pi^0) = g_{\rho\pi\pi} \epsilon \cdot (p_{\pi^+} - p_{\pi^0}),\tag{7}$$

with the strong coupling constants $g_{a_0\eta\pi}$ and $g_{\rho\pi\pi}$. Subsequently, we obtain the amplitude of the $D_s^+ \rightarrow \pi^+\pi^0\eta$ decay from the triangle rescattering diagrams in Figs. 2(a) and (b), given by [9–13]

$$\begin{aligned}\mathcal{A}_{a+b} &\equiv \mathcal{A}(D_s^+ \rightarrow \pi^+(a_0^0 \rightarrow \pi^0\eta) + \pi^0(a_0^+ \rightarrow \pi^+\eta)) = \mathcal{A}_a + \mathcal{A}_b, \\ \mathcal{A}_a &\equiv \mathcal{A}(D_s^+ \rightarrow \pi^+(a_0^0 \rightarrow \pi^0\eta)) = \frac{1}{m_{12}^2 - m_{a_0^0}^2 + im_{a_0^0}\Gamma_{a_0^0}} \\ &\times i \int \frac{d^4q_3}{(2\pi)^4} \frac{\hat{\mathcal{A}}_a}{(q_1^2 - m_{\rho^+}^2 + i\epsilon)(q_2^2 - m_\eta^2 + i\epsilon)(q_3^2 - m_{\pi^0}^2)} F_a^2(q_3^2), \\ \mathcal{A}_b &\equiv \mathcal{A}(D_s^+ \rightarrow \pi^0(a_0^+ \rightarrow \pi^+\eta)) = \frac{1}{m_{23}^2 - m_{a_0^+}^2 + im_{a_0^+}\Gamma_{a_0^+}} \\ &\times i \int \frac{d^4q_3}{(2\pi)^4} \frac{\hat{\mathcal{A}}_b}{(q_1^2 - m_{\rho^+}^2 + i\epsilon)(q_2^2 - m_\eta^2 + i\epsilon)(q_3^2 - m_{\pi^+}^2)} F_b^2(q_3^2),\end{aligned}\tag{8}$$

with $m_{12}^2 = (p_{\pi^0} + p_\eta)^2$, $m_{23}^2 = (p_{\pi^+} + p_\eta)^2$ for the final states of (π^+, π^0, η) , and the momentum flows (q_1, q_2, q_3) for $(\rho^+, \eta, \pi^{0(+)})$ in the triangle loop. In Eq. (8), $\hat{\mathcal{A}}_{a(b)}$ and $F_{a(b)}(q_3^2)$ are defined as

$$\begin{aligned}\hat{\mathcal{A}}_{a(b)} &= \mathcal{A}(D_s^+ \rightarrow \eta\rho^+) \mathcal{A}(\eta\pi^{0(+)} \rightarrow a_0^{0(+)}) \mathcal{A}_{a(b)}(\rho^+ \rightarrow \pi^{+(0)}\pi^{0(+)}) \mathcal{A}(a_0^{0(+)} \rightarrow \eta\pi^{0(+)}), \\ F_{a(b)}(q_3^2) &= (m_{\pi^{0(+)}}^2 - \Lambda^2)(q_3^2 - \Lambda^2),\end{aligned}\tag{9}$$

where $F_{a(b)}(q_3^2)$ is to remove the ultraviolet divergence with Λ denoting the cutoff energy. To integrate over the phase space in the three-body decay, we refer the general equation of

the decay width in the PDG [2]

$$\Gamma = \int_{m_{12}^2} \int_{m_{23}^2} \frac{1}{(2\pi)^3} \frac{|\mathcal{A}|^2}{32m_{D_s}^3} dm_{12}^2 dm_{23}^2. \quad (10)$$

III. NUMERICAL RESULTS AND DISCUSSIONS

In the numerical analysis, we use $V_{cs} = V_{ud} = 1 - \lambda^2/2$ with $\lambda = 0.22453 \pm 0.00044$ in the Wolfenstein parameterization and the decay constant $f_\rho = (210.6 \pm 0.4)$ MeV [2], together with $(g_{a_0\eta\pi}, g_{\rho\pi\pi}) = (2.5, 6.0)$ GeV extracted from $\mathcal{B}(a_0 \rightarrow \eta\pi) = 84.5\%$ and $\mathcal{B}(\rho^+ \rightarrow \pi^+\pi^0) \simeq 100\%$, respectively [2, 18]. For the $D_s^+ \rightarrow \eta$ transition form factors in Eq. (6), we adopt the values of $(F_+(0), a, b) = (0.78, 0.69, 0.002)$ from Ref. [8], whereas $F_-(t)$ vanishes due to $\epsilon \cdot q = 0$ in $\mathcal{A}(D_s^+ \rightarrow \eta\rho^+)$. By relating the calculated branching fraction of $D_s^+ \rightarrow \eta\rho^+$ to the measured values of $(8.9 \pm 0.8)\%$ [2], the $a_1 = 1.02 \pm 0.05$ with $N_c \simeq 2$ is determined, where a_1 of $\mathcal{O}(1.0)$ demonstrates the validity of the generalized factorization [20]. Consequently, we obtain the branching fractions for $D_s^+ \rightarrow a_0^{+(0)}\pi^{0(+)}$ and $\pi^{+(0)}(a_0^{0(+)} \rightarrow \pi^{0(+)})\eta$ decays,

$$\begin{aligned} \mathcal{B}(D_s^+ \rightarrow a_0^{0(+)}\pi^{+(0)}) &= (1.7 \pm 0.4) \times 10^{-2}, \\ \mathcal{B}(D_s^+ \rightarrow \pi^{+(0)}(a_0^{0(+)} \rightarrow \pi^{0(+)})\eta) &= (1.5 \pm 0.3) \times 10^{-2}, \end{aligned} \quad (11)$$

together with the partial distributions, given in Fig. 3. To calculate the branching fractions, the cutoff energy has been fixed as $\Lambda = (1.6 \pm 0.2)$ GeV, with the uncertainty to estimate its sensitivity, and the order of (1-2) GeV is commonly used [9, 14–17]. For our results, the uncertainties consider the contributions from Λ , a_1 , f_ρ , and the CKM matrix elements.

Our results of the branching fractions, Eq. (11), agree with the data, Eq. (1). Besides, we predict $\mathcal{B}(D_s^+ \rightarrow a_0^0\pi^+) = \mathcal{B}(D_s^+ \rightarrow a_0^+\pi^0)$, which agrees with the observation that these two-body decays have equal sizes. In contrast, with the annihilation diagrams, one should have the inconsistent $\mathcal{B}(D_s^+ \rightarrow \pi^+a_0^0) > \mathcal{B}(D_s^+ \rightarrow \pi^0a_0^+) \simeq 0$. While $\pi^0 = (u\bar{u} - d\bar{d})/\sqrt{2}$ is formed from $u\bar{u}$ and $d\bar{d}$ in Figs. 1(a) and (b), respectively, the amplitudes of $D_s^+ \rightarrow \pi^0a_0^+$ should cancel each other. Due to the same cancellation, one predicts $\mathcal{B}(D_s^+ \rightarrow \pi^+\pi^0) = 0$, agreeing with the experimental upper bound of 3.5×10^{-4} [2, 6]. Another mechanism is given by the $KK \rightarrow a_0 \rightarrow \pi\eta$ rescattering, with KK pair from the $D_s^+ \rightarrow KK\pi$ decays [22], whereas the largest contributions from the external W -emission diagrams have been removed; besides,

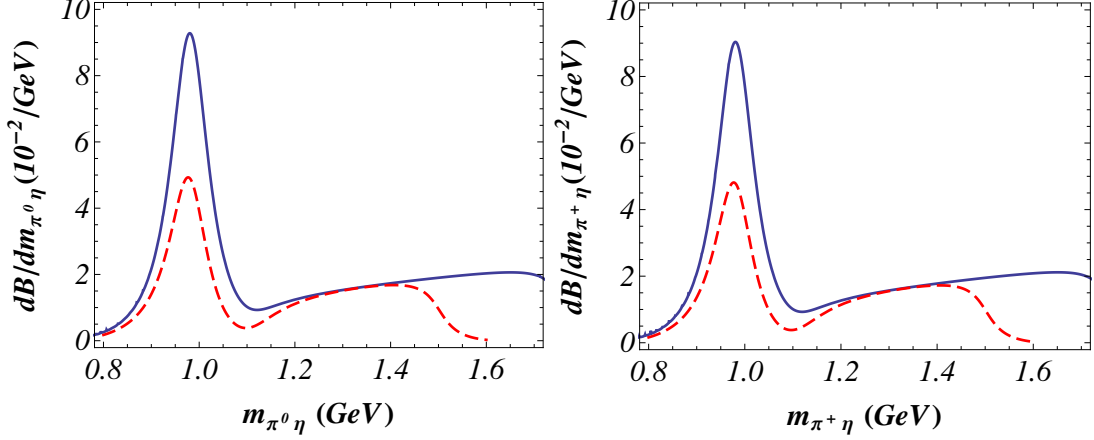


FIG. 3. The partial distributions as the functions of (a) $m_{\pi^0\eta}$ and (b) $m_{\pi^+\eta}$. The dashed lines are specifically for those of $m_{\pi^+\pi^0} > 1.0$ GeV.

$g_{a_0 \rightarrow KK} \simeq 0.4 g_{a_0 \rightarrow \pi\eta}$ leads to another suppression. To match $\mathcal{B}(D_s^+ \rightarrow \pi^{+(0)}(a_0^{0(+)} \rightarrow \pi^{0(+)}\eta)$ with the observation, one might cause the overestimations of $\mathcal{B}(D_s^+ \rightarrow KK\pi)$.

In the partial distributions in Ref. [1], the contributions from $D_s^+ \rightarrow \pi^+(a_0^0 \rightarrow \pi^0)\eta$ and $D_s^+ \rightarrow \pi^0(a_0^+ \rightarrow \pi^+)\eta$ are concluded to be highly correlated with a relative phase of 180° . In Eqs. (7, 8, 9), the strong decays of $\rho^+(q_4) \rightarrow \pi^0(q_3)\pi^+(q_4-q_3)$ and $\rho^+(q_4) \rightarrow \pi^+(q_3)\pi^0(q_4-q_3)$ for $\mathcal{A}_{a,b}$, respectively, cause $\mathcal{A}_a(\rho^+ \rightarrow \pi^+\pi^0) = -\mathcal{A}_b(\rho^+ \rightarrow \pi^0\pi^+)$, where the minus sign clearly gives the theoretical explanation to the phase of 180° in the data. In addition, the $\pi^0\eta$ and $\pi^+\eta$ invariant mass spectra, shown in Fig. 3 with the ones for $m_{\pi^+\pi^0} > 1.0$ GeV, have the line shapes consistent with those in Ref. [1].

In the triangle rescattering diagrams, η and $\pi^{0(+)}$ are coupled, and formed as the $a_0^{0(+)}$ scalar meson. Hence, the observation of $D_s^+ \rightarrow \pi^{+(0)}(a_0^{0(+)} \rightarrow \pi^{0(+)}\eta)$ can be regarded to indicate that a_0^0 and a_0^+ are the tetraquark states, which consist of $s\bar{s}(u\bar{u} - d\bar{d})/\sqrt{2}$ and $s\bar{s}(u\bar{d})$, respectively.

IV. CONCLUSIONS

In summary, we have studied the three-body $D_s^+ \rightarrow \pi^+(a_0^0 \rightarrow \pi^0)\eta$ and $D_s^+ \rightarrow \pi^0(a_0^+ \rightarrow \pi^+)\eta$ decays. We have proposed that $D_s^+ \rightarrow \pi^{+(0)}(a_0^{0(+)} \rightarrow \pi^{0(+)}\eta)$ mainly proceeds through the triangle loops, where η and ρ^+ in $D_s^+ \rightarrow \eta\rho^+$ are formed as a_0 and $\pi^{0(+)}$, respectively, by exchanging $\pi^{+(0)}$. Particularly, we have presented that $\mathcal{B}(D_s^+ \rightarrow a_0^{0(+)}\pi^{+(0)}) = (1.7 \pm 0.4) \times$

10^{-2} and $\mathcal{B}(D_s^+ \rightarrow \pi^{+(0)}(a_0^{0(+)} \rightarrow \pi^{0(+)}\eta) = (1.5 \pm 0.3) \times 10^{-2}$, in good agreement with the data. With the triangle rescattering diagrams that contribute to $D_s^+ \rightarrow \pi(a_0 \rightarrow \pi)\eta$, the a_0 formation is by taking $s\bar{s}$ from η and $q\bar{q}$ from π , which suggests that a_0 has a compact $s\bar{s}q\bar{q}$ structure, known as the tetraquark state.

ACKNOWLEDGMENTS

The authors would like to thank Prof. Liaoyuan Dong for useful discussions. This work was supported in part by National Science Foundation of China (11675030) and (11905023).

-
- [1] M. Ablikim *et al.* [BESIII Collaboration], arXiv:1903.04118 [hep-ex].
 - [2] M. Tanabashi *et al.* [Particle Data Group], Phys. Rev. D **98**, 030001 (2018).
 - [3] R.L. Jaffe, Phys. Rept. **409**, 1 (2005).
 - [4] S. Stone and L. Zhang, Phys. Rev. Lett. **111**, 062001 (2013).
 - [5] L. Maiani, F. Piccinini, A.D. Polosa and V. Riquer, Phys. Rev. Lett. **93**, 212002 (2004).
 - [6] H.Y. Cheng and C.W. Chiang, Phys. Rev. D **81**, 074021 (2010).
 - [7] A.J. Buras, hep-ph/9806471.
 - [8] N.R. Soni, M.A. Ivanov, J.G. Korner, J.N. Pandya, P. Santorelli and C.T. Tran, Phys. Rev. D **98**, 114031 (2018).
 - [9] X.Q. Li, D.V. Bugg and B.S. Zou, Phys. Rev. D **55**, 1421 (1997).
 - [10] H.Y. Cheng, C.K. Chua and A. Soni, Phys. Rev. D **71**, 014030 (2005).
 - [11] F.K. Guo, C. Hanhart, U.G. Meißner, Q. Wang, Q. Zhao and B.S. Zou, Rev. Mod. Phys. **90**, 015004 (2018).
 - [12] X.H. Liu and U.G. Meißner, Eur. Phys. J. C **77**, 816 (2017).
 - [13] X.H. Liu, G. Li, J.J. Xie and Q. Zhao, Phys. Rev. D **100**, 054006 (2019).
 - [14] N. A. Tornqvist, Nuovo Cim. A **107**, 2471 (1994).
 - [15] N.A. Tornqvist, Z. Phys. C **61**, 525 (1994).
 - [16] M.P. Locher, Y. Lu and B.S. Zou, Z. Phys. A **347**, 281 (1994).
 - [17] Q. Wu, D.Y. Chen, X.J. Fan and G. Li, Eur. Phys. J. C **79**, no. 3, 265 (2019).
 - [18] H.Y. Cheng and C.W. Chiang, Phys. Rev. D **81**, 074031 (2010).

- [19] D. Black, M. Harada and J. Schechter, Phys. Rev. D **73**, 054017 (2006).
- [20] A. Ali, G. Kramer, and C.D. Lu, Phys. Rev. **D58**, 094009 (1998).
- [21] S. Fajfer, P. Singer and J. Zupan, Eur. Phys. J. C **27**, 201 (2003).
- [22] R. Molina, J.J. Xie, W.H. Liang, L.S. Geng and E. Oset, arXiv:1908.11557 [hep-ph].