

# MVDLite: a Fast Validation Algorithm for Model View Definition Rules

Liu H.<sup>a</sup>, Gao G.<sup>a,b,\*</sup>, Zhang H.<sup>a,b</sup>, Liu Y.<sup>a,b</sup>, Song Y.<sup>c</sup>, Gu M.<sup>a,b</sup>

<sup>a</sup> Tsinghua University, China. <sup>b</sup> Beijing National Research Center for Information Science and Technology (BNRist), China. <sup>c</sup> Bright Dream Robotics, China.

[gaoge@tsinghua.edu.cn](mailto:gaoge@tsinghua.edu.cn)

**Abstract.** Model View Definition (MVD) is the standard methodology to define the data exchange requirements and rule constraints for Building Information Models (BIMs). In this paper, the MVDLite algorithm is proposed for the fast validation of MVD rules. A “rule chain” structure is introduced to combine the data templates, constraint statements, and logical interconnections in an input mvdXML ruleset, which leads to fast filtering of data nodes through the rule chain. By establishing the correspondence of each prefix of the rule chain with a string, the deep-caching strategy further improves efficiency. The outperforming experimental results show that our algorithm significantly reduces the running time of MVD validation on large real-world BIMs.

## 1. Introduction

Model View Definition (MVD) is the standard methodology to define the data exchange requirements and rule constraints for Building Information Models (BIMs). MVD defines the subsets of a specific Industry Foundation Classes (IFC) schema, with constraints on entities, attributes, geometry representations and so on.

The mvdXML is the formal representation format for MVDs recommended by buildingSMART. The mvdXML rules can be parsed by computers, which can be used for supporting software implementation in IFC-based data exchange, and for automatically validating whether IFC models conform to the MVD rules. Compared with the semantic rule-checking methods for BIMs (Pauwels, et al., 2011;2015; Beach, et al., 2015; Zhang, et al., 2019) with enriched geometry calculation and semantic inferencing, the MVD checking focuses on fast validation of data structures and values in the IFC raw data, which is recommended in the Information Delivery Manual (IDM) standard (buildingSMART, 2010).

The rules in mvdXML are represented in two separated parts: the data structures and the rule statements. The data structures are defined in the header part as nested XML tags, which represent the subgraph structures in IFC data, indicating the paths to find related data nodes starting from a root entity nodeset. The rule statements are written in “mvdXML Rule Grammar” with value constraints and logical interconnections for checking the subgraphs matched with a data template.

At present, there have been several implementations of MVD validation algorithms. In accordance with the separation of templates and rule statements in mvdXML, the current validation algorithms usually follow the two-step “matching-checking” process: first matching the template to find the subgraphs, and then checking the rule statements on each found subgraph. Different caching strategies have been applied by the algorithms, however, the efficiency of MVD validation of large rulesets on real-world size models is still a challenge.

In this paper, the MVDLite algorithm is proposed for the fast validation of MVD rules. A “rule chain” structure is introduced to combine and reorganize the data structures, value constraints and logical interconnections from an input mvdXML rule, which leads to faster searching and filtering of data nodes through the rule chain.

## 2. Related Work

### 2.1 The mvdXML Ruleset

MVD is the technical solution of the IDM in the IFC data, which intends to support meaningful IFC implementations for software developers. IDM defines data delivery process, exchange requirements and domain concepts for BIM data exchange, then MVD binds the domain concepts to IFC entities, and represents the constraints about required information for geometry, attributes and relationships in rule statements.

The mvdXML is based on several early studies about MVD rule representation. The Extended Process to Product Modeling (xPPM) (Lee, et al., 2013) is about the formal definition of IDM, and provides a tool for mapping the IDM functional parts to MVD. The Semantic Exchange Modules framework (SEM) (Venugopal, et al., 2012) is about the object-oriented definition of domain concepts in ontologies. SEM provides a mapping between the domain entity concepts and the data structure concepts in specific data forms. The Generalised Model Subset Definition (GMSD) (Weise, et al., 2003) is about the specification of rules for selecting a subset of entities from the IFC model.

Based on the previous researches about MVD, an integrated IDM-MVD process for IFC data exchange is proposed and recommended by buildingSMART (See, et al., 2012), which combines the strengths of the previous researches. The mvdXML format (Chipman, et al., 2016) is used for this integrated IDM-MVD process, which involves abundant information about exchange requirements, domain concepts, and rule constraints. An example ruleset in mvdXML is shown in Figure 1.



Figure 1: An example mvdXML ruleset.

The mvdXML format involves natural language information for human-read purposes (including concept definitions and exchange requirements) as well as computer-usable rules for supporting software implementations. The computer-usable rules are in two separated parts: the data structure templates in “ConceptTemplate” tags in the header part, and the rule statements in “TemplateRules” tags in the body part. The “ConceptTemplate” part is about the subgraph structures in IFC data, indicating the paths to find related attributes and target entities starting from a certain root entity type, which is represented in nested “AttributeRule” and “EntityRule” tags. The “TemplateRules” part is about the value constraints in “mvdXML Rule Grammar” for checking the matched subgraphs, and also the applicability conditions and logical interconnections. Each attribute defined in “ConceptTemplate” is assigned with a “RuleID”, so that the attribute can be referred to in the rule statements in “TemplateRules”.

## 2.2 Automated MVD Validation

Automated MVD validation is a type of application to check the conformity of an IFC model with an MVD ruleset. Several researches are about modularized MVD validation (Eastman, et al., 2009; Zhang, et al., 2014; Solihin, et al., 2015; Lee, et al., 2016; 2018; Simplebim, 2022), which supports only several commonly-used MVD rule types (such as the value of attributes or the existence of relationships), and implement different program modules for different MVD validation tasks. Generalized MVD validation (Weise, et al., 2016; xBimTeam, 2016; Oraskari, et al., 2021) performs subgraph template matching and rule constraint checking directly based on the mvdXML rule, and can support arbitrary mvdXML rulesets.

Since the templates and statements are separated in mvdXML, the current MVD validation algorithms usually follow the two-step “matching-checking” process. First, for each root entity, find the subgraphs and required attributes which matches a template. Second, the rule statements (including logical combinations) are checked on each matched subgraph. The conformance result for each root entity is obtained from the existence of a subgraph that satisfies the rule statements.

For a single root entity, there are usually multiple subgraphs that can match the same template. For example, if one root entity has multiple properties and each property is an “IfcProperty” node, then for this single root entity, there are the same numbers of subgraphs that can match the template for this rule. Typically, in checking a rule on a root nodeset with  $n$  entities, each root entity can match  $m$  subgraphs in average, and each subgraph has  $p$  attributes, then the algorithm complexity is  $O(nmp)$ .

Different caching strategies have been applied by the algorithms, in order that the found subgraphs can be reused in checking multiple rules. For example, one implementation in xBIM (xBimTeam, 2016) caches the found subgraphs for each root entity set in a DataTable with size  $nm \times p$ , and another implementation in BIMserver (Oraskari, et al., 2021) caches the edges in found subgraphs for each root entity in a HashMap with size  $n \times m \times p$ .

However, since the IFC model of a real-world project usually exceeds millions of nodes, with hundreds of megabytes of data, the efficiency of MVD validation of large rulesets on real-world size models is still a challenge.

## 3. The MVDLite Algorithm

The motivation of the MVDLite algorithm is based on the following two observations. First, there are usually common nodes in multiple subgraphs with different root entities. For example, if multiple instances are assigned with the same type node, then this type node (as well as

properties of this type node) would be shared in the subgraphs of all instances. Second, if the constraints in rule statements are considered in subgraph matching, many false branches can be pruned at early stages in searching. For example, if a rule is for the property sets with a certain name, then the properties in some other property sets are not needed to be visited.

In this section, the MVDLite algorithm is proposed for the fast validation of MVD rules. First, the “rule chain” structure with several types of “rule segments” is introduced. Second, the mvdXML rules are parsed to combine the data structures, value constraints and logical interconnections into the rule chain. Third, fast round-trip searching is performed on the rule chain to get the results. Then, the complexity analysis of the MVDLite algorithm is provided. Finally, the deep-caching strategy is introduced to further speed up the checking tasks.

### 3.1 The Rule Chain Structure

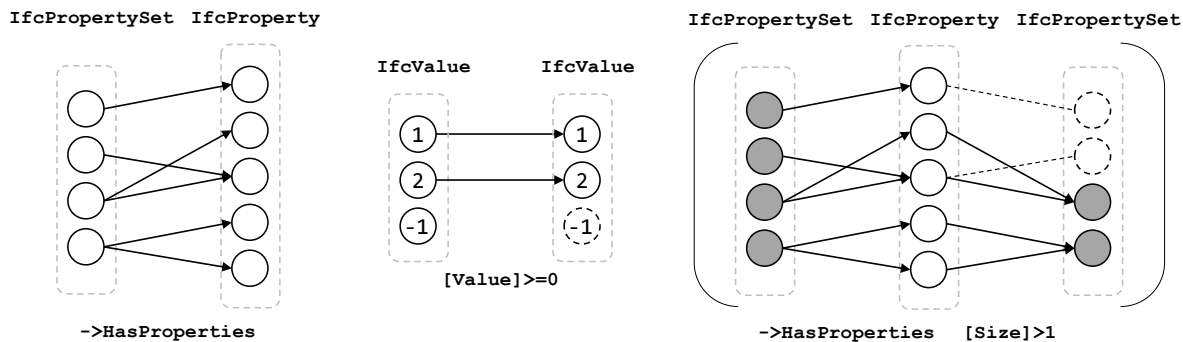
A rule segment is the representation of a rule as a mapping from source nodeset to target nodeset. There are three types of rule segments (attribute segment, metric segment, and compound segment). A rule chain is a sequence of rule segments starting with a root nodeset, in which the target nodeset of the former rule segment is the source nodeset of the latter rule segment.

There are three types of rule segments: attribute segment, metric segment and compound segment.

An attribute segment is a mapping defined by an attribute in the IFC data. Each attribute segment has an attribute name and a target node type, corresponding to the “AttributeRule” and “EntityRule” tags in mvdXML. Figure 2(a) shows an example attribute segment.

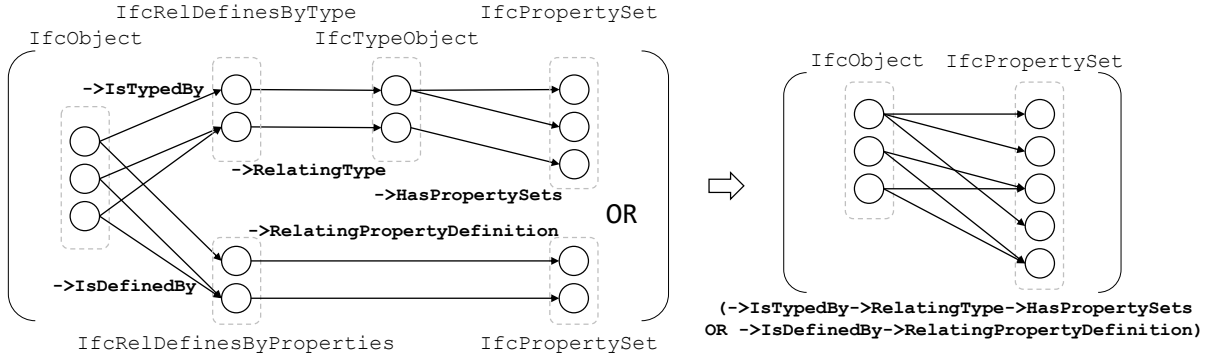
A metric segment is a mapping from the source nodeset to itself, which works as a filter for the source nodes. Each metric segment is with a metric ([Type], [Value], [Size], [Exists], [Unique]), an operator (=, >, <, >=, <=, !=) and a value constraint (string, boolean, or numeric value), corresponding to the components in the mvdXML Rule Grammar. Among the metric segments, the [Type] and [Value] metrics are “single metric segments”, which can be evaluated by every single node in the nodeset, and act as filters for the nodeset itself. Figure 2(b) shows an example single metric segment. The [Exists], [Size] and [Unique] are “collection metric segments”, which can only be evaluated by a collection of nodes, and act as filters for the parent nodeset. Figure 2(c) shows an example collection metric segment.

A compound segment encapsulates one or more rule chains into brackets, and acts as a single rule segment. There are two different types of compound segments: compound attribute segment and compound metric segment. A compound attribute segment encapsulates the paths between the source nodeset and the target nodeset, and acts as a single attribute segment, as

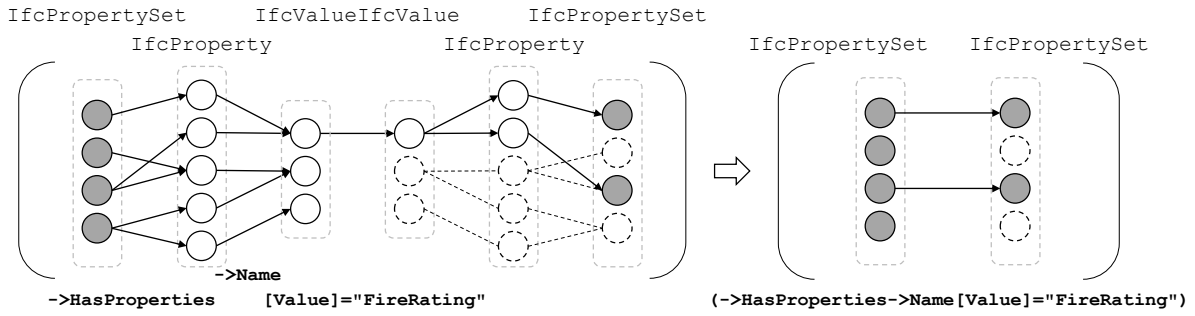


(a) Attribute segment. (b) Single metric segment. (c) Collection metric segment.

Figure 2: Examples of attribute segment and metric segments.



(a) Compound attribute segment.



(b) Compound metric segment.

Figure 3: Examples of compound segments.

shown in Figure 3(a). A compound metric segment encapsulates the filter result of the source nodeset, and acts as a single metric segment, as shown in Figure 3(b). Each sub-chain in a compound metric segment must end with a metric segment, and each sub-chain in a compound attribute segment must end with an attribute segment. A compound segment can also be nested inside another compound segment and act as a corresponding attribute segment or metric segment.

Inside a compound segment, several sub-chains can be combined with logical interconnections (AND, OR, NOT), which corresponds to the intersection, union and complement operations of the target nodesets. Specifically, since each metric segment can be viewed as a filter of its source nodeset, the AND operation of metric segments can also be represented as the series connection of metric segments.

Each rule segment is named with a string, so that each rule chain can be uniquely identified by linking the strings of all segments. An attribute segment is named with “->” followed by the attribute name, and the optional entity type rule can be linked afterward with a “:”, such as “->Name:IfcLabel”. A metric rule is named with the metric name, operator and value constraint in order, such as “[Value]=TRUE”. A compound segment is named with exterior brackets, inside which are the strings of the interior rule chains and logical interconnections.

Figure 4 shows the parsed rule chain structure corresponding to the example mvdXML rule statement. The meaning of this rule is that if a property “IsExternal” in property set “Pset\_WallCommon” is assigned to the type node of an “IfcWall” instance, then the value should be an “IfcBoolean”.

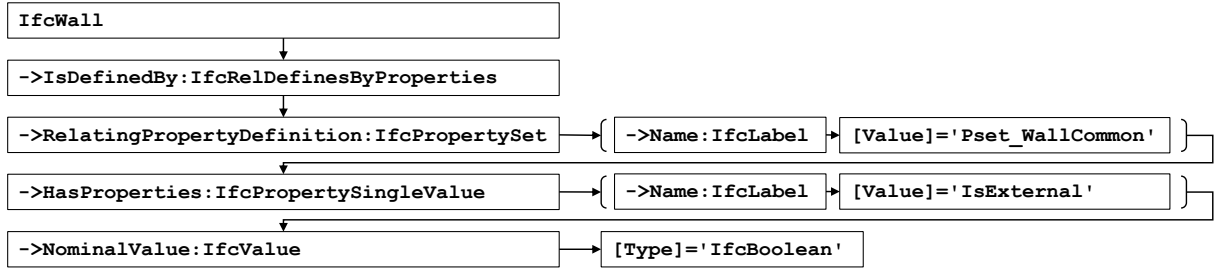
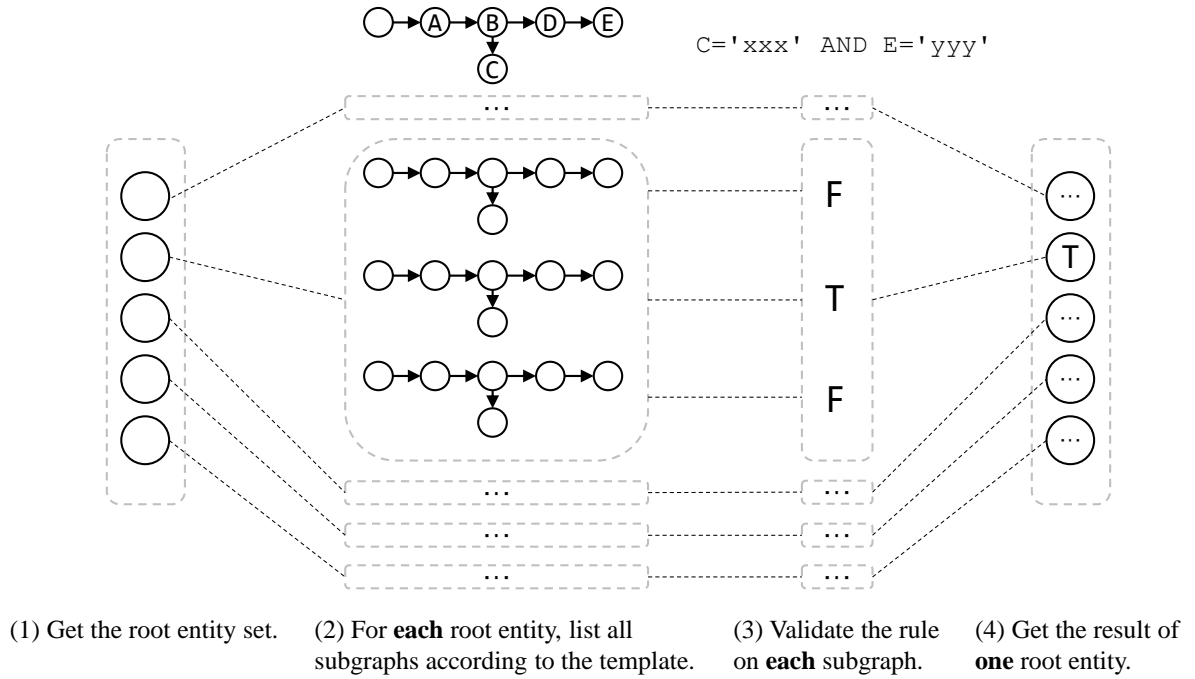
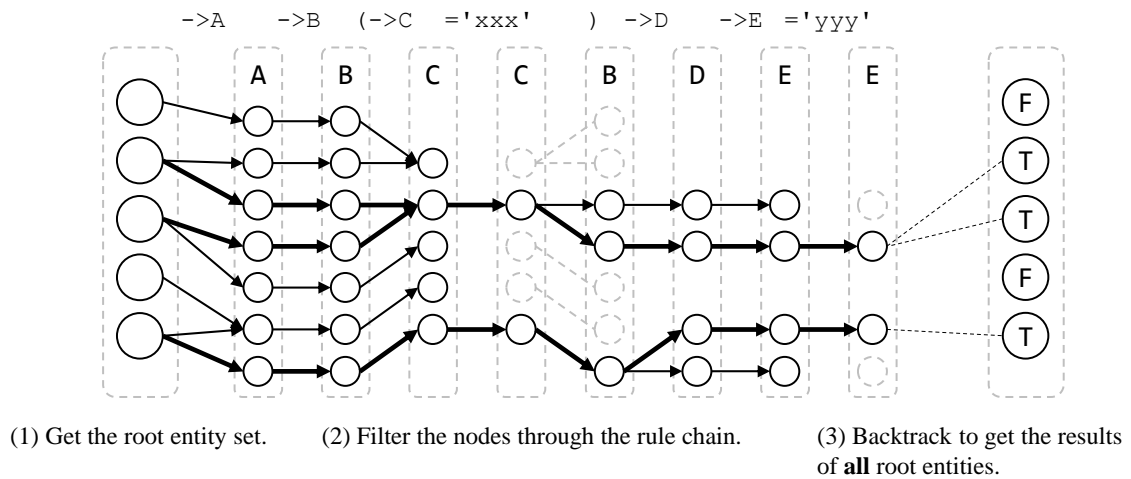


Figure 4: An example rule chain structure.



(a) The “matching-checking” process.



(b) The round-trip searching on the rule chain of the MVD Lite algorithm.

Figure 5: The comparison of two types of MVD rule validation algorithms.

### 3.2 Performing Validation on the Rule Chain

The MVDLite algorithm uses mvdXML as input ruleset. Each rule statement in an mvdXML ruleset is parsed into a rule chain structure in the following two-step process, concerning the templates, statements, and logical interconnections.

1. **Representing the RuleIDs and metrics in rule chains.** The path from the root entity nodeset to each target nodeset indicated by a “RuleID” can be parsed into a series of attribute segments, which forms a branch of the rule chain structure, and followed by a metric segment representing the metric, operator and value constraint in the mvdXML rule statement.
2. **Merging the rule chains.** Several branches are merged at the lowest-common-ancestor nodes according to the defined data structures in the template, which forms compound segments with the corresponding logical interconnections.

When combining the separated subgraph structures and value constraints in the rule chain, each rule is reorganized as a chain of filters, which leads to a faster MVD validation algorithm. On each rule chain, the validation algorithm is performed by searching the round-trip paths: first go forward through the chain to find the existence of the paths which can pass all the rule segments, and then trace back to find the root entity nodeset where these paths started.

Figure 5 compares the round-trip searching algorithm on the rule chain with the “matching-checking” process in mvdXML rule validation. Rather than traversal subgraph-by-subgraph according to the template matching result, the MVDLite algorithm is able to find the results of all subgraphs through one single round-trip search starting from the root nodeset.

### 3.3 The Complexity of MVDLite Algorithm

The complexity of the MVDLite algorithm is  $O(e)$ , in which  $e$  is the number of visited edges in the union of all subgraphs, and each edge is visited only twice (forward and backward in a round-trip). In this section, the proof of  $O(e) \leq O(nmp)$  is first provided for a chain-structured template, and later extended to common templates with branches.

*Proof 1.* For a chain-structured template with  $p$  attributes, let  $q_i$  ( $i = 1$  to  $p$ ) be the average number of linked nodes for each attribute, and  $q_i \geq 1$ . For one root entity, the average number of matched subgraphs

$$m = \prod_{i=1}^p q_i \quad (1)$$

Let  $n_0 = n$  be the number of root nodes, and  $n_1, \dots, n_p$  be the number of filtered nodes in the nodeset for each attribute, then the number of visited edges

$$e = \sum_{i=1}^p n_{i-1} q_i \quad (2)$$

Usually, there may be some common nodes that are to be merged, and some nodes are filtered by the value constraints, so  $n_i \leq n_{i-1} q_i$ . Then iteratively,

$$n_i \leq n_0 \prod_{j=1}^i q_j \quad (3)$$

As a result,

$$e = \sum_{i=1}^p n_{i-1} q_i \leq \sum_{i=1}^p n_0 \left( \prod_{j=1}^{i-1} q_j \right) q_i = \sum_{i=1}^p n_0 \left( \prod_{j=1}^i q_j \right) \leq \sum_{i=1}^p n_0 \left( \prod_{j=1}^p q_j \right) = nmp \quad (4)$$

The first “ $\leq$ ” sign gets equal only when all  $n_i = n_{i-1} q_i$ , i.e. no common nodes or filtered nodes in all rule segments. The second “ $\leq$ ” sign gets equal only when all  $q_i = 1$ , i.e. the number of matched subgraphs  $m = 1$ .  $\square$

*Proof 2.* For a common template with branches, since the template is a directed acyclic graph, the attributes can still be sorted with topological sorting, so that all prefixes of any attribute are ranked before itself. Let  $f(i)$  be the index of the direct prefix of the  $i$ -th attribute ( $1 \leq f(i) < i$ ), then  $e = \sum_{i=1}^p n_{f(i)} q_i$ , and  $n_i \leq n_{f(i)} q_i$ . Equation (4) is then transformed into

$$e = \sum_{i=1}^p n_{f(i)} q_i \leq \sum_{i=1}^p q_i q_{f(i)} q_{f(f(i))} \dots n_0 \leq \sum_{i=1}^p n_0 (\prod_{j=1}^i q_j) \leq \sum_{i=1}^p n_0 (\prod_{j=1}^p q_j) = nmp \quad (5)$$

The conclusion still holds, and the middle “ $\leq$ ” sign gets equal only when the template is a chain-structured template without any branches.  $\square$

The complexity of the MVDLite algorithm is not greater than the “matching-checking” process. In real-world MVD validation tasks, the three “ $\leq$ ” signs usually make significant differences, which remarkably speeds up the calculation.

### 3.4 The Deep-Caching Strategy

For the checking task on a large ruleset with multiple rules, the efficiency of the MVDLite algorithm can be further improved by applying the “deep-caching” strategy. Based on the correspondence between the rule chain structure and a prefix string, the checking results can be reused across multiple rules.

By naming each rule segment with a string, the whole rule chain can be named with a string by linking the strings of all segments, and then each prefix of a rule chain has a corresponding prefix string, as shown in Figure 4. The deep-caching strategy records the correspondence so that a previously visited nodeset can be re-found according to the prefix string of a rule chain.

As a result, rather than starting from the root nodeset every time, the algorithm can start from a visited nodeset with the longest common prefix. In a large ruleset, there are usually multiple rules with a common prefix. For example, all rules for checking the type properties of an “IfcWall” instance should have the common prefix “IfcWall->IsTypedBy: IfcRelDefinesByType->RelatingType: IfcTypeObject->HasProperties ets: IfcPropertySet”, so the nodeset of the corresponding “IfcPropertySet” nodes can be reused across the rules. In our experiments, the deep-caching strategy is effective in speeding-up without significantly increase memory usage.

## 4. Experiments


### 4.1 Experiment Setup

The performance of the proposed MVDLite algorithm is compared with several “matching-checking” tools on models and rulesets in different sizes. The effect of the deep-caching strategy is also compared.

**Tools.** The MVDLite tool is implemented in C# based on an IFC tool named “STEPParser”. The compared tools include the xBIM MVD plugin (xBimTeam, 2016) with DataTable caching, and the tool based on BIMserver and IfcOpenShell (Oraskari, et al., 2021) with HashMap caching. For a fair comparison, our own “matching-checking” implementation with HashMap caching on the same STEPParser tool is also tested.

**Rulesets.** Three mvdXML rulesets based on IFC4 are used, including **UnitTest.mvdxml** with 58 statements (xBimTeam, 2016), **RV.mvdxml** with 1,770 statements and **DTV.mvdxml** with 1,791 statements (buildingSMART, 2018).





(a) Duplex.ifc

(b) Office.ifc

(c) B01.ifc

Figure 6: The models used in the experiments.

**Models.** Three IFC4 models in different sizes are used, including two sample models from NIBS (2012) (**Duplex.ifc** with 52 MB and **Office.ifc** with 193 MB, both converted to IFC4, and parts of multiple disciplines are merged), and a real-world model **B01.ifc** with 841 MB. The models are shown in Figure 6.

## 4.2 Experimental Results

The time usages of the tools in MVD validation tasks are listed in Table 1 (in which the time usages for loading and parsing IFC data are excluded), with minimum values in bold. All the experiments are performed on a PC with a 3.60 GHz processor and 32GB of physical memory. The experimental results show that the MVDLite algorithm is significantly faster than the “matching-checking” tools in all tasks. The results also show that the deep-caching strategy can improve the performance of MVD validation in checking multiple rules.

Table 1: Time usage in MVD validation tasks (in seconds).

Models	Rulesets	Tools				
		MVDLite	MVDLite (no deep-caching)	STEPParser matching-checking	(Oraskari, et al., 2021)	(xBimTeam, 2016)
Duplex.ifc	UnitTest.mvdxml	<b>0.4</b>	0.5	1.3	2.5	2.4
	RV.mvdxml	<b>1.3</b>	2.0	11.2	21.1	7.1
	DTV.mvdxml	<b>1.4</b>	2.0	11.5	21.6	6.0
Office.ifc	UnitTest.mvdxml	<b>0.8</b>	1.5	5.8	8.6	177.3
	RV.mvdxml	<b>6.0</b>	9.7	88.5	97.0	185.7
	DTV.mvdxml	<b>6.0</b>	10.3	84.5	107.9	178.3
B01.ifc	UnitTest.mvdxml	<b>5.0</b>	13.1	49.8	55.8	10745.1
	RV.mvdxml	<b>73.2</b>	126.7	388.9	480.6	8722.8
	DTV.mvdxml	<b>68.6</b>	123.9	393.5	613.7	8707.5

## 5. Conclusion and Future Work

The proposed MVDLite algorithm remarkably speeds up MVD validation. In a typical task, the time usage may reduce from minutes to seconds, which is beneficial in promoting IDM-MVD applications in the industry.

With the fast MVD validation algorithm, the future work will focus on the usage of MVD technology in more flexible scenarios, such as querying the IFC dataset using MVD, and extracting the partial model according to an MVD ruleset for a certain exchange requirement.

## References

- Pauwels, P. et al. (2011). A semantic rule checking environment for building performance checking. *Automation in Construction*, 20(5), pp. 506–518.
- Pauwels, P., Zhang, S. (2015). Semantic rule-checking for regulation compliance checking: an overview of strategies and approaches. In: 32<sup>rd</sup> international CIB W78 conference, 2015, Eindhoven, Netherlands.
- Beach, T.H. et al. (2015). A rule-based semantic approach for automated regulatory compliance in the construction sector. *Expert Systems with Applications*, 42(12), pp. 5219–5231.
- Zhang, H., et al. (2019). Semantic web based rule checking of real-world scale BIM models: a pragmatic method. In: International Congress and Conferences on Computational Design and Engineering (i3CDE), 2019, Penang, Malaysia.
- buildingSMART. (2010). Information Delivery Manual Guide to Components and Development Methods. [https://standards.buildingsmart.org/documents/IDM/IDM\\_guide-CompsAndDevMethods-IDMC\\_004-v1\\_2.pdf](https://standards.buildingsmart.org/documents/IDM/IDM_guide-CompsAndDevMethods-IDMC_004-v1_2.pdf), accessed January 2022.
- Lee, G., Park, Y.H., Ham, S. (2013). Extended Process to Product Modeling (xPPM) for integrated and seamless IDM and MVD development. *Advanced Engineering Informatics*, 27(4), pp. 636–651.
- Venugopal, M., Eastman, C.M., Sacks, R. (2012) Configurable model exchanges for the precast/pre-stressed concrete industry using semantic exchange modules (SEM). In: International Conference on Computing in Civil Engineering, 2012, Clearwater Beach, United States.
- Weise, M., Katranuschkov, P., Scherer, R.J. (2003). Generalised model subset definition schema. In: CIB W78's 20th International Conference on Construction IT, 2003, Waiheke Island, New Zealand.
- See, R., Karlshoej, J., Davis, D. (2012). An Integrated Process for Delivering IFC Based Data Exchange. [https://standards.buildingsmart.org/documents/IDM/IDM\\_guide-IntegratedProcess-2012\\_09.pdf](https://standards.buildingsmart.org/documents/IDM/IDM_guide-IntegratedProcess-2012_09.pdf), accessed January 2022.
- Chipman, T., Liebich, T., Weise, M. (2016). mvdXML: Specification of a standardized format to define and exchange Model View Definitions with Exchange Requirements and Validation Rules. [https://standards.buildingsmart.org/MVD/RELEASE/mvdXML/v1-1/mvdXML\\_V1-1-Final.pdf](https://standards.buildingsmart.org/MVD/RELEASE/mvdXML/v1-1/mvdXML_V1-1-Final.pdf), accessed January 2022.
- Eastman, C., et al. (2009). Automatic rule-based checking of building designs. *Automation in Construction*, 18(8), pp. 1011–1033.
- Zhang, C., Beetz, J., Weise, M. (2014). Model view checking: automated validation for IFC building models. In: eWork and eBusiness in Architecture, Engineering and Construction: ECPPM, 2014, Vienna, Austria.
- Solihin, W., Eastman, C., Lee, Y.C. (2015). Toward robust and quantifiable automated IFC quality validation. *Advanced Engineering Informatics*, 29(3), pp. 739–756.
- Lee, Y.C., et al. (2016). Modularized rule-based validation of a BIM model pertaining to model views. *Automation in Construction*, 63, pp. 1–11.
- Lee, Y.C., Eastman, C.M., Solihin, W. (2018). Logic for ensuring the data exchange integrity of building information models. *Automation in Construction*, 85, pp. 249–262.
- Simplebim. (2022). Support site for Simplebim users - mvdXML. <https://www.simplebim.com/support/addon-mvdxml.html>, accessed January 2022.
- Weise, M. et al. (2016). IFC model checking based on mvdXML 1.1, In: eWork and eBusiness in Architecture, Engineering and Construction: ECPPM, 2016 Limassol, Cyprus.
- xBimTeam. (2016). XbimMvdXML. <https://github.com/xBimTeam/XbimMvdXML>, accessed January 2022.
- Oraskari, J., Zhang, C. (2021). mvdXML Checker. <https://github.com/jyrkioraskari/mvdXMLChecker>, accessed January 2022.
- buildingSMART. (2018). IfcKit - exchanges. <https://github.com/buildingSMART/IfcDoc/tree/master/IfcKit/exchanges>, accessed January 2022.
- NIBS. (2012). Common Building Information Model Files And Tools. <https://www.wbdg.org/bim/cobie/common-bim-files>, accessed January 2022.