

Sending a Spacecraft to Interstellar Comet 2I/Borisov

Adam Hibberd^{a,*}, Nikolaos Perakis^{a,b}, Andreas M. Hein^a

^a*Initiative for Interstellar Studies, 27-29 South Lambeth Road, London SW8 1SZ, United Kingdom*

^b*Technical University of Munich, Boltzmannstr. 15, 85748 Garching, Germany*

Abstract

In August 2019, a second interstellar object 2I/Borisov was discovered 2 years after the discovery of the first known interstellar object, 1I/'Oumuamua. Can we send a spacecraft to this object, using existing technologies? In this paper we assess the technical feasibility of a near-term mission to 2I/Borisov. We apply the Optimum Interplanetary Trajectory Software (OITS) tool to generate trajectories to 2I/Borisov. As results, we get the minimal ΔV trajectory with a launch date in July 2018. For this trajectory, a Falcon Heavy launcher could have hauled an 8 ton spacecraft to 2I/Borisov. For a later launch date, results for a combined powered Jupiter flyby with a Solar Oberth maneuver are presented. For a launch in 2027, we could reach 2I/Borisov in 2052, using the Space Launch System (SLS), up-scaled Parker probe heat shield technology, and solid propulsion engines. Using a SLS a spacecraft with a mass of 765 kg could be sent to 2I/Borisov. A Falcon Heavy could deliver 202 kg to 2I/Borisov. Arrival times sooner than 2052 can potentially be achieved but with higher ΔV requirements and lower spacecraft payload masses. 2I/Borisov's discovery shortly after the discovery of 1I/'Oumuamua implies that the next interstellar object might be discovered in the near future. The feasibility of a mission to both, 1I/'Oumuamua and 2I/Borisov using existing technologies indicates that missions to at least some future interstellar objects are feasible as well.

*Corresponding author

Email address: adam.hibberd@i4is.org (Adam Hibberd)

1. Introduction

On October 19th, 2017, the first interstellar object (ISO) 1I/'Oumuamua was detected (Schneider, 2017; Feng & Jones, 2017; Wright, 2017). Almost two years later on August 30th 2019 a second ISO, 2I/Borisov was discovered by Gennadiy Borisov using his MARGO observatory in Crimea. Unlike 1I/'Oumuamua, which remains somewhat of an enigma, 2I/Borisov was found to be a comet (Jewitt & Luu, 2019) similar to ones found in our solar system with an associated coma and tail as it approached and rounded the sun (Bolin et al., 2020; de León et al., 2019; Fitzsimmons et al., 2019; Guzik et al., 2020; Jewitt et al., 2020a; Jewitt & Luu, 2019; Manzini et al., 2020; Opitom et al., 2019; Xing et al., 2020; Ye et al., 2020). Its apparent fragmentation around February/March 2020 (perihelion was on 8th December 2019) was later established to be an ejection of material, around 0.1% of the total mass (Jewitt et al., 2020b).

Due to their origin, ISOs could provide unique insights into properties of other star systems and the interstellar environment (Eubanks et al., 2020). Close-up observations of such objects would only be possible via spacecraft that perform a flyby or rendezvous with the ISO. We have previously shown that missions to 1I/'Oumuamua would be feasible using existing and near-term technologies and with launch dates from today to several decades into the future (Hein et al., 2019; Hibberd et al., 2020). Seligman & Laughlin (2018) have shown that direct missions to ISOs are feasible on short notice. However, 1I/'Oumuamua and 2I/Borisov were both discovered too late to launch a spacecraft for direct intercept (i.e. without gravitational assists (GA)) which generally corresponds to the minimum ΔV /maximum payload mass scenario for these type of objects. Hence, one or more GAs are needed to catch up with them.

To generate the high heliocentric hyperbolic excess speeds necessary to catch these fast-moving objects, a solar slingshot within a few Solar Radii of the sun (known as a Solar Oberth, SO, maneuver) is employed (Hein et al., 2019; Hibberd et al., 2020). A preceding V_∞ Leveraging Maneuver is also utilised to reduce the ΔV needed to travel from Earth to Jupiter. Generally speaking some

combination of GAs of the inner planets could also be exploited to enhance performance (i.e. generate greater payload masses to Jupiter), however this would depend on the specific orbit and timing of the ISO and relative alignment of the planets. Missions to 1I/'Oumuamua using Nuclear Thermal Rockets (NTR) have also been studied (Hibberd & Hein, 2021) indicating a dramatic improvement in payload mass performance and journey time with respect to chemical. NTR has a lower Technical Readiness Level (TRL) of around 4 (NASA Technology Roadmap 2015) and so clearly more R&D would be needed to realise this performance gain, consequently in this study chemical propulsion only is considered (note however the assumptions adopted also apply to NTR, though the payload masses would be considerably greater for NTR). Thus, in this paper, we assess the principle feasibility of a mission to 2I/Borisov using existing technologies.

2. Approach

2.1. Launch Vehicle Options

In this paper two trajectory options are presented, a direct path and one which entails a series of gravitational assists (GA). The direct option would need sufficient advance warning of the approach into the inner Solar System of 2I/Borisov and so would also require telescopes and detection systems which were not in place at the time of the discovery of 2I/Borisov. Nevertheless there is still value in analysing feasibility of a launch to this direct trajectory as it is relevant to potential future missions to ISOs yet to be discovered. At the time of writing this paper, the optimal launch date for the indirect trajectory is years away and so feasibility studies are of interest.

The standard escape trajectory performance parameter used to ascertain the capability of a launch vehicle is known as the 'Characteristic Energy', denoted C_3 , and is defined as the square of the hyperbolic excess speed with

Table 1: Three Different Launcher Options for 2I/Borisov Missions (using Vardaxis & Wie (2015))

Launch Vehicle	Launch Site for Eastwards Launch Azimuth	Geographic Latitude of Launch Site	Payload Mass to $C3=30.1\text{km}^2\text{s}^{-2}$	Payload Mass to $C3=47.8\text{km}^2\text{s}^{-2}$
Delta IV Heavy	Cape Canaveral SLC-37B	28.531 986°	6,500kg	5,000kg
SpaceX Falcon Heavy	Kennedy Space Centre LC-39A	28.608 389°	8,000kg	5,000kg
NASA Space Launch System Block 1B	Kennedy Space Centre LC-39B	28.627 222°	23,000kg	18,000kg

respect to Earth, measured usually in units of km^2s^{-2} . The values of $C3$ derived applicable to the two aforementioned trajectories are $C3 = 30.1\text{km}^2\text{s}^{-2}$ and $C3 = 47.8\text{km}^2\text{s}^{-2}$ respectively for the direct and indirect trajectories in question. It is thus a matter of choosing launch vehicles which can deliver significantly large payload masses to these $C3$ escape orbits. Two of the most powerful launchers are adopted for the following research - first, the SpaceX Falcon Heavy which is currently in operation and the second, the NASA Space Launch System (SLS), will soon have its maiden flight. Parameters for these launch vehicles are given in Table 1 and Delta IV Heavy is provided also for reference. This table was constructed using data from Vardaxis & Wie (2015)

2.2. Software, Assumptions and Limitations

We used the Optimum Interplanetary Trajectory Software (OITS) developed by Adam Hibberd for calculating the trajectories (Hibberd, 2017).

OITS is based on a patched conic approximation, so within the sphere of influence of a celestial body only its gravitational attraction is taken into account.

Outside of this sphere the spacecraft (s/c) is only influenced by the gravity of the sun. Also impulsive thrust is assumed, which is a valid approximation for high thrust propulsion systems such as the chemical rockets considered in this paper.

Note that by discounting perturbing forces, such as solar radiation pressure and gravitational perturbations due to non-homogeneous planetary mass distribution, this will compromise and reduce the payload mass results calculated later in Section 3.4, as extra fuel will be needed for attitude and orbit control. The assumption of impulsive thrust will have a similar effect, and efficiency losses due to this assumption are explored in Ferreira et al. (2017)

Executing the software, the user is presented with a series of options, one of which is to initiate a new interplanetary mission. Upon selection they are then presented with a drop-down menu of celestial bodies from which to choose, including all the known planets and Pluto, and of course the ISO Borisov as well. An alternative to a celestial body is the option of an 'Intermediate Point', which shall be explained below.

Having designed the mission in terms of the sequence of celestial bodies to be visited, before a trajectory can be solved by the Non-Linear Programming Software, the search space must be constrained.

The trajectory is completely defined by the times of closest approach to each of the selected bodies in turn. Thus for the 'i-th' body, it has an associated time ' t_i '. The time for the first body $i = 1$ is the absolute Barycentric Dynamical Time whereas subsequent encounter times are the flight times to the i th body from the preceding body $i - 1$. Bounds on each of these parameters must be specified by the user, as well as various other optional constraints (such as total mission duration if desired). Given the body numbered i in the sequence and its associated time, t_i its position r_i (and for that matter its velocity v_i) can be derived, this obviously applies to the subsequent body $i + 1$ also. If one assumes the connecting trajectory will only be influenced by the gravity of the sun, and ignoring perturbing forces, this problem can be formally stated as the 'Lambert Problem', which has two solutions, 'short way' and 'long way', corresponding

to two different orbits. These can be solved by applying the Universal Variable Formulation, as elucidated in (Bate et al., 1971).

Thus if there are ' n ' such bodies along the trajectory, the number of possible trajectories for a given sequence of encounter times can be written as 2^{n-1} . The permutation which minimises total ΔV is chosen. Total ΔV is defined here as the sum of all of the ΔV_i s at all the encounter bodies $i = 1, 2, \dots, n$. For a body not at the beginning or end of the sequence, the ΔV_i is assumed to be applied in the plane made by the approach velocity vector, VA_i and departure velocity vector VD_i with respect to the celestial body in question. Furthermore the ΔV_i is delivered at the periapsis point with respect to the body and is perpendicular to the radial vector from the body's centre. The ΔV_i at launch, i.e. ΔV_1 , is taken as the hyperbolic excess at Earth and the ΔV_n is zero, the latter because the missions here are all flybys of the target 2I/Borisov.

An 'Intermediate Point' is a point located in deep space which has zero mass and no associated velocity. However, its heliocentric radial distance is specified by the user and the heliocentric longitude and latitude are included with the encounter times as parameters for the optimizer. This feature allows OITS to model a Solar Oberth maneuver.

With these assumptions, a complete trajectory can be deduced as purely a function of the times $t_i, i = 1, 2, \dots, n$ and a total ΔV can be computed. The resulting non-linear global optimization problem with inequality constraints is solved by the NOMAD solver (Le Digabel, 2011). OITS uses the ephemerides for all bodies calculated as a function of time using the NASA SPICE toolkit. The corresponding binary SPICE kernel file for 2I/Borisov was built on 3rd February 2020 by accessing the NASA HORIZONS telnet system.

3. Results

3.1. Direct Transfer ΔV Contours

Figure 1 shows the ΔV contours for a direct transfer from Earth to 2I/Borisov with respect to flight durations up to 27 years (10,000 days) and launch dates from 2015 to 2050. The annual fluctuating repeating patterns in the direction of the launch date indicate the ΔV variation with respect to the Earth's position to the interstellar object. It can be seen that for flight durations of more than 20 years, the total ΔV can be kept below 100 km s^{-1} , even for launch dates in 2050. However, these ΔV values are still too high to achieve for existing chemical propulsion. In the following section, we will present one minimal ΔV trajectory to 2I/Borisov, which would be feasible with existing chemical propulsion.

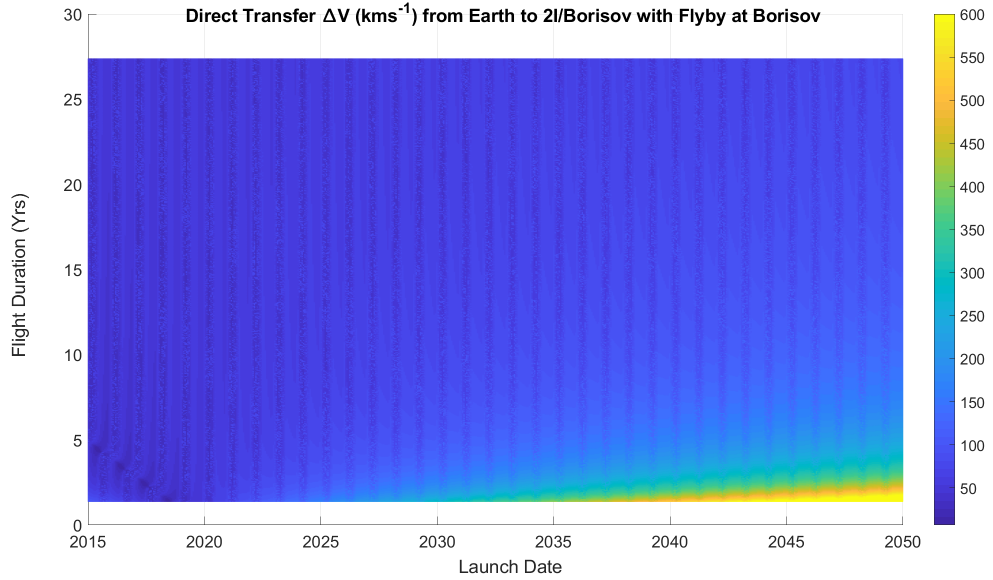


Figure 1: ΔV contours for trajectories to 2I/Borisov

3.2. Optimal direct trajectory

Figure 2 shows the result for an optimal ΔV spacecraft trajectory (solid line) from Earth to recently discovered ISO 2I/Borisov. The constraints on the launch date and flight duration were extremely large so as to ensure the solution was a global minimum. The plane of projection for Figure 2 is that of the ecliptic, indeed this optimal transfer has a low inclination with respect to the ecliptic because it intercepts 2I/Borisov approximately when the ISO intersects the ecliptic plane. By so doing the s/c reaps maximum benefit from Earth's orbital velocity and the required ΔV is minimised. The launch date for this optimal trajectory was in July 2018. Hence, we have missed the opportunity to send a spacecraft to 2I/Borisov directly at minimum ΔV .

Table 2 shows key parameters for the trajectory. The spacecraft departs from Earth with a hyperbolic excess velocity of 5.5 km s^{-1} . Arrival at 2I/Borisov is about one year later in October 2019. Table 3 provides the orbital elements in the NASA SPICE reference frame 'ECLIPJ2000', the Earth mean ecliptic and equinox of the epoch J2000.

The maiden flight of the Falcon Heavy was in February 2018, before this optimal launch date, and so it is pertinent to enquire whether such a trajectory could have been viable using a Falcon Heavy.

In assessing the viability of a particular launcher achieving injection directly into a specified escape orbit, the declination (denoted here as DEC) of the escape asymptote is a key parameter. A given Right Ascension can be attained by any launch system capable of Earth escape and depends on the relative alignment of the launch site with this (approximately) fixed direction. This alignment changes with time as the Earth spins on its axis and so it is a question of adjusting the launch time appropriately.

However the value of DEC is important and, in association with the launch site's latitude, is a key influence on the viability and characteristics of the launcher's ascent into the specified escape orbit. We find for the target escape orbit $DEC = 8.544^\circ$ (refer Table 3) and in association with the Falcon Heavy launch site (at a latitude of 28.608389° from Table 1) it can be deduced that launches are

Table 2: Values for minimal ΔV direct trajectory

	Celestial body	Time	Arrival speed m s^{-1}	Departure speed m s^{-1}	ΔV m s^{-1}
1	Earth	2018 JUL 11	0	5485.3	5485.3
2	2I/Borisov	2019 OCT 26	33052.7	33052.7	0

Table 3: Orbital Elements for Optimal Direct Trajectory to 2I/Borisov + RA & DEC for Earth Escape Asymptote

Launch Date	Perihelion Trajectory Arc (AU)	Perihelion Orbital Parameter (AU)	e	i ($^{\circ}$)	LOAN ($^{\circ}$)	ω ($^{\circ}$)	DEC ($^{\circ}$)
2018 JUL 11	1.0166	1.0166	0.386	0.18	-71.41	0.96	8.544

indeed viable. Figure 3 shows the dependency of the inclination of the escape orbit on the angle between location of the launch site and that of injection into the required escape orbit (denoted Ψ). Westward launch azimuths are excluded to avoid retrograde trajectories and Figure 3 does not alter greatly for perigee altitudes between 185km and 800km. Generally speaking the optimal launcher ascent trajectories occur where the inclination of the target orbit is equal to the latitude of the launch site (largely because this makes maximum use of Earth’s rotational velocity), thus we find from Figure 3 that a value of $\Psi \approx 155^{\circ}$ is indicated. Such an angular displacement might possibly require the exploitation of the launcher’s second stage engine restart facility. Thus the first stage and boosters and a partial burn of the second stage would allow injection into a temporary orbit. A coast arc would then be followed after which the second stage would be reignited for eventual insertion into the target escape orbit.

With a C3 of $30.1 \text{ km}^2 \text{ s}^{-2}$, an existing Falcon Heavy launcher would be able to haul a payload of about eight tonnes to 2I/Borisov (refer Table 1).

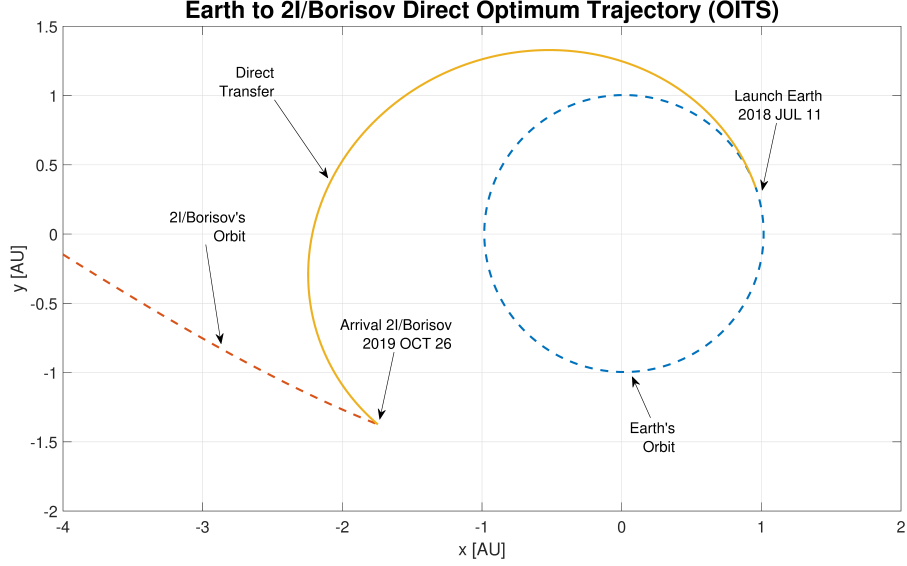


Figure 2: Trajectory to 2I/Borisov

3.3. Optimal Trajectories for later launch dates

For later launch dates and a direct transfer, the ΔV increases to levels where no existing chemical propulsion system could deliver the required ΔV . However an alternative approach is to use a Solar Oberth (SO) maneuver. For a SO maneuver, the s/c is injected into a trajectory with a perihelion close to the sun, where the s/c applies a boost. The closer the boost is applied to the sun, the larger the performance benefit of the SO ΔV in terms of achieving the large heliocentric hyperbolic excess speed required to catch the target. Additional flyby maneuvers are used to bring the s/c on the initial heliocentric trajectory. We have previously shown that using a combination of planetary flybys and a SO maneuver, 1I/'Oumuamua can be reached with flight durations below 20 years and launch dates beyond 2030 (Hein et al., 2019; Hibberd et al., 2020). Here, we shall use a combined Jupiter (J) powered flyby and SO maneuver to catch 2I/Borisov. This mission profile is given the abbreviation E-J-SO-2I. When the calculations are performed by OITS, there is some ambiguity as to whether the optimal launch year is 2030 or 2031, the former having the lower

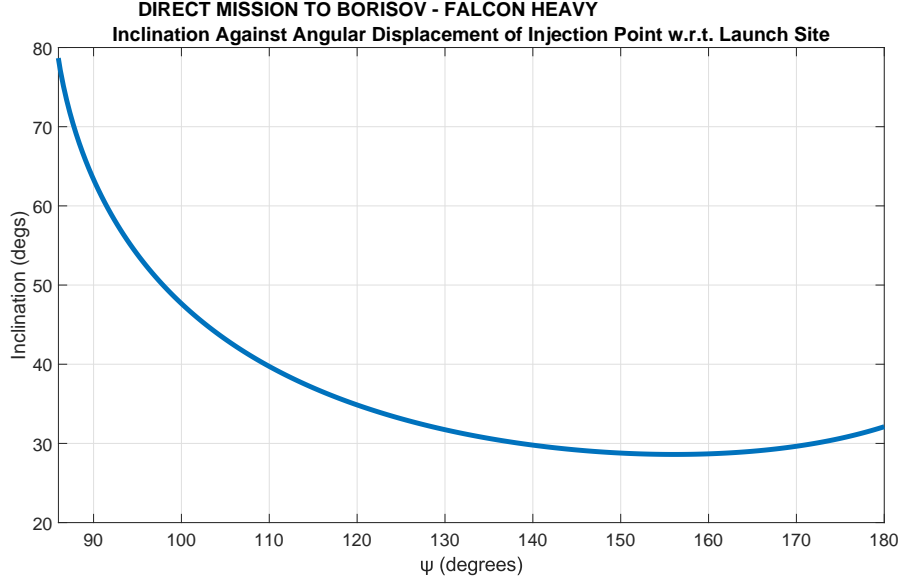


Figure 3: Dependency of Inclination on Angular Displacement Between Falcon Heavy Launch and Injection Points Ψ

ΔV , the latter having the lower in-flight time. Furthermore the optimal distance for the SO maneuver is reliant on several mission-dependent parameters. Practically speaking, the optimal combination of ΔV and flight time would depend on detailed study by the mission planners and there would be some trade-off between several other factors, like for instance the heat shield mass which would increase with reducing SO perihelion.

The situation is summarised by Figure 4 where 3 different mission scenarios are considered for a range of SO distances. Firstly the lowest blue dashed line shows what is achievable by an E-J-SO-2I scenario where the launch year is 2030 and the flight duration (and so arrival date) is optimal. The top red dotted and dashed line is the ΔV achievable by delaying the launch until 2031, with optimal flight duration. Finally the middle green dotted line is for a launch in 2030 but with the arrival date constrained to approximately satisfy the optimal arrival date achieved by the second scenario.

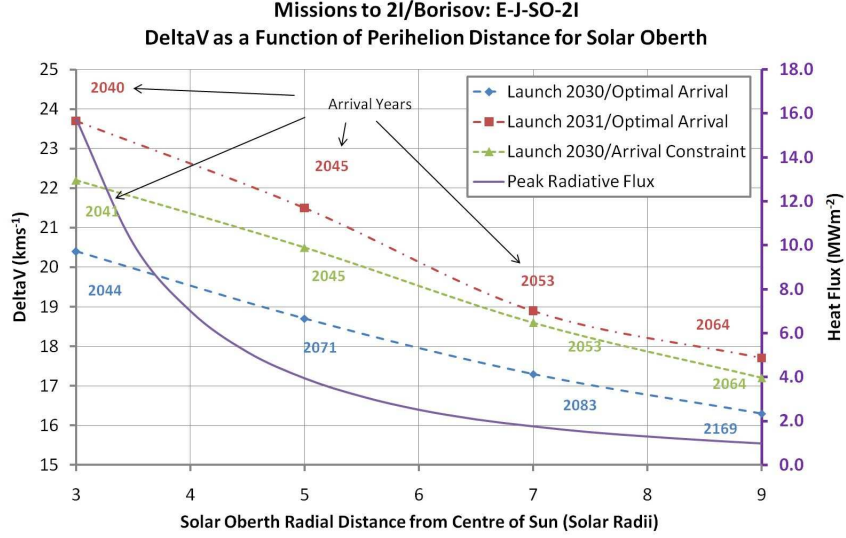


Figure 4: Trajectory E-J-SO-2I for 3 different mission scenarios

Observe that the optimal arrival year for a launch in 2030 (bottom dashed line) is always later than that achieved by a launch in 2031, with the discrepancy widening as the SO distance increases. Note however launching in 2031, the ΔV s are considerably larger than launching in 2030. The middle green dashed line appears to be a good compromise, assuming a launch in 2030 arriving at 2I at an arrival date equivalent to that achieved by a 2031 launch but with a lower ΔV .

As a case study from hereon we shall select the 2030 launch scenario, with a SO maneuver at 7 Solar Radii (SR) and an arrival year of around 2052/2053. This choice seems a reasonable compromise between ΔV and mission duration (24 years). *Note that lower mission durations would be achievable but at the cost of higher ΔV 's and correspondingly lower payload masses.*

Also present in Figure 4 is the peak solar flux variation with distance from sun. Observe at a distance of 7SR from the sun's centre, the solar flux is around 2.0 MWm^{-2} which is approximately twice that which the Solar Parker Probe (PSP) will experience at its closest perihelion. In the following it is assumed that an

Table 4: Values for E-DSM-E-J-7SR-2I with powered Jupiter flyby

	Celestial body	Time	Arrival speed km s^{-1}	Departure speed km s^{-1}	ΔV km s^{-1}	Cumulative $\Delta V \text{ km s}^{-1}$
1	Earth	2027 FEB 20	0	6.9137	6.9137	6.9137
2	DSM	2028 AUG 19	11.4426	10.8855	0.557	7.4707
3	Earth	2030 JAN 04	11.8532	11.8532	0	7.4707
4	Jupiter	2031 MAY 21	14.0357	17.4855	1.1261	8.5968
5	7SR	2032 JUL 20	23.30546	239.4546	6.4377	15.0344
6	2I/Borisov	2052 MAY 14	20.8667	20.8667	0	15.0344

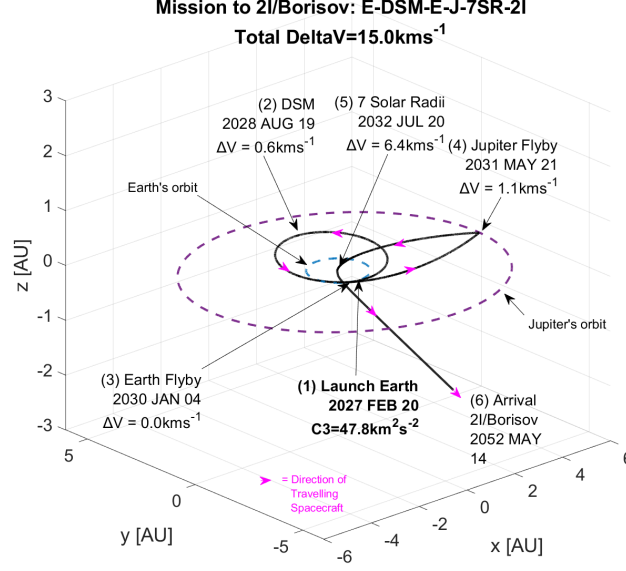
up-scaled version of the reinforced carbon-carbon composite heat shield used for PSP, can be applied to this mission, refer Section 3.4 for the calculations.

It has been demonstrated that preceding the flight from Earth to Jupiter by a V_∞ Leveraging Maneuver has various benefits. Amongst these are:

1. the hyperbolic excess speed (and so the C3 value) required by the launch vehicle is reduced
2. overall mission ΔV is reduced
3. the mission launch window can usually be extended

For the V_∞ Leveraging Maneuver, an approximately 3 year heliocentric ellipse is followed, beginning and ending at Earth, with a Deep Space Maneuver (DSM) in between after around 1.5 years and with an aphelion distance of 3.2AU. This latter value is selected to ensure that the ellipse's major axis is equal to $1.0AU + 3.2AU = 4.2AU$, which corresponds to a time period of around 3 years, by Kepler's third law. After the return to Earth, a powered flyby is required to take the s/c to Jupiter whereupon the J-SO-2I leg of the trajectory continues as described above. The V_∞ Leveraging Maneuver is covered in detail in Sims & Longuski (1994). The overall mission trajectory can be abbreviated as E-DSM-E-J-7SR-2I. Table 4 shows the results.

A data summary for each of the encounters along this E-DSM-E-J-7SR-2I trajectory is provided in Table 6. As explained for the direct case above, the



[h]

Figure 5: Trajectory E-DSM-E-J-7SR-2I

most important parameter for launch trajectory considerations is the value of DEC for the home planet which from Table 6 has a negative value of -20.979° . A similar study conducted for the direct case can also be applied to this indirect case and a value of Ψ of around 136° is indicated.

A secondary consideration along the interplanetary trajectory is the relative alignments of the s/c, the Earth and the Sun. In particular, the following two factors are relevant:

1. are there any periods where the spacecraft/Earth line-of-sight is obstructed by the sun?
2. are there any periods where the spacecraft transits in front of the sun's disc?

Clearly both of these factors affect the communications link between the Earth's Deep Space Network and the travelling s/c. Furthermore, of particular

Table 5: Orbital Elements for each leg of the Interplanetary Trajectory E-DSM-E-J-7SR-2I

Start of Arc	End of Arc	Perihelion Trajectory Arc (AU)	Perihelion Orbital Parameter (AU)	e	i ($^{\circ}$)	LOAN ($^{\circ}$)	ω ($^{\circ}$)
2027 FEB 20	2028 AUG 19	0.9888	0.9888	0.528	0	168.73	162.62
2028 AUG 19	2030 JAN 04	0.9833	0.8694	0.573	0	172.97	158.22
2030 JAN 04	2031 MAY 21	0.9617	0.9617	0.865	1.09	104.37	-162.5
2031 MAY 21	2032 JUL 20	0.0326	0.0325	0.993	109.48	-98.17	-5.38
2032 JUL 20	2052 MAY 14	0.0325	0.0325	1.104	109.49	-98.17	-5.88

relevance is the crucial period when the s/c is travelling close to the sun, including the burn at perihelion (at 7SR) known as the Solar Oberth maneuver. From Table 5 one can find that the inclination of the trajectories firstly from Jupiter to 7SR and secondly from 7SR to 2I/Borisov are high at around 109.5° with respect to the ecliptic. Indeed the s/c will be almost over the ecliptic North Pole with respect to the sun and so it is possible that no incidents of either (1) or (2) listed above occur. To confirm this an analysis was conducted into periods of (1) or (2) along the entire E-DSM-E-J-7SR-2I trajectory. The assumption is of a spherical sun of $radius = 6,963,420km$. The results are shown in Table 7 and indeed **there are no periods of either obscuration or transit during this Solar Oberth Maneuver**, though there are two obscurations during the V_{∞} Leveraging Maneuver which are of no great significance.

3.4. Potential Payload Masses

It is now a question of translating the ΔV s from Table 4 into payload mass to 2I/Borisov.

From Table 4 we have a launch C3 of $47.8 \text{ km}^2 \text{ s}^{-2}$ and an overall ΔV of 15.0 km s^{-1} . Observe that the 7SR SO boost requires a ΔV of 6.4 km s^{-1} and the remaining maneuvers come to a magnitude of 1.7 km s^{-1} . The SO ΔV is not achievable by a single solid rocket booster, but two staged boosters are quite

Table 6: Key Parameters for Each of the Encounters E-DSM-E-J-7SR-2I

Parameter	Units	Earth	DSM	Earth	Jupiter	7SR	2I/Borisov
Heliocentric Distance	AU	0.989	3.2	0.983	5.289	0.033	224.311
Heliocentric Longitude	degs	151.599	-29.601	104.176	-98.321	84.791	-86.857
Heliocentric Latitude	degs	-0.001	0.002	-0.004	0.421	8.313	-29.01
True Anomaly of Object	degs	-106.631	180	-107.536	85.045	180	103.37
Angle between Arrival and Departure Asymptotes	degs	N/A	0.006	34.822	107.827	0.169	0
Beta	degs	N/A	N/A	83.452	84.356	N/A	N/A
True Anomaly of Arrival Asymptote	degs	N/A	N/A	107.411	147.219	N/A	N/A
True Anomaly of Escape Asymptote	degs	N/A	N/A	107.411	140.608	N/A	N/A
Periapsis	km	N/A	N/A	6644	121806	N/A	N/A
Impact Parameter	km	N/A	N/A	8768	311544	N/A	N/A
Miss Distance	km	N/A	N/A	9047	414120	N/A	N/A
Arrival Hyperbolic Excess	kms^{-1}	N/A	11.4426	11.8532	14.0357	23.30546	20.8667
Arrival Right Ascension	degs	N/A	57.131	257.514	237.542	51.971	272.997
Arrival Declination	degs	N/A	20.004	-22.938	-19.094	-55.923	-52.964
Departure Hyperbolic Excess	kms^{-1}	6.9137	10.8855	11.8532	17.4855	239.4546	20.8667
Departure Right Ascension	degs	242.243	57.125	222.551	135.498	52.101	272.997
Departure Declination	degs	-20.979	20.004	-12.431	22.192	-55.771	-52.964

Table 7: Times of Obscuration/Transit by/of Sun Along E-DSM-E-J-7SR-2I, the Maximum Time Step was Set to 1 hour for these Calculations, though for close and fast Approaches to the Sun this Time Step is Reduced.

Trajectory Leg	Periods of Obscuration by Sun		Periods of Transit in Front of Sun	
	From	Until	From	Until
Earth-DSM	2028 JAN 24 04:19:10	2028 JAN 25 00:19:16	None	None
DSM-Earth	2029 MAR 16 01:15:24	2029 MAR 16 21:15:31	None	None
Earth-Jupiter	None	None	None	None
Jupiter-7SR	None	None	None	None
7SR-2I/Borisov	None	None	None	None

capable of delivering this kick.

A staged pair of boosters with optimal mass ratio (i.e. optimal in terms of achieving the highest payload mass) may be calculated. For this calculation, we assume that the ΔV is 6.4 km s^{-1} , that both boosters have an exhaust velocity of 2.9 km s^{-1} , i.e. a specific impulse (Isp) of 296 s (equivalent to that of a STAR Solid Rocket Engine), and that the ratio of dry mass to wet mass for both stages (excluding payload) is $p = 0.058$. We further select a value of total s/c mass prior to this SO (including payload) of 10,000 kg. Table 8 provides the results and indicates a payload mass of 841 kg. Subtracting the mass of the heat shield, this gives an eventual weight of 765 kg.

This heat shield is taken as proportional to the squared cube-root of the overall payload mass (refer also Section 3.3), scaling up or down from the Parker Solar Probe overall mass/heat shield mass accordingly. Thus the mass of the reinforced carbon-carbon composite heat shield is assumed proportional to the surface area of the s/c.

A SLS Block 1B with a Delta Cryogenic Second Stage (DCSS) would result in an 18,000 kg payload to an escape trajectory with C3 of $47.8 \text{ km}^2 \text{ s}^{-2}$ Furthermore With the performance increase in the Block 1 since its early conception,

Table 8: Requirements for a SO Maneuver - Space Launch System

	Total Initial Mass (kg)	Mass of Stage Excluding payload (kg)	Mass Achieved after Stage Burn (kg)	Mass After Dead Weight Jettison (kg)	ΔV (km s ⁻¹)
First Stage Data	10000	6605	3778	3395	2.8
Second Stage Data	3395	2554	988	841	3.6
Mass of Heat Shield				76	-
Total				765	6.4

a value approaching this would also be achievable using a SLS Block 1.

We have dealt with the propulsion system necessary for the SO, there are however two burns prior to this at:

1. The Deep Space Maneuver following 1.5 years after Earth launch
2. Encounter with Jupiter

The magnitude of these can be found in Table 4 and sum to approximately 1.7kms^{-1} . If a throttleable Liquid Propellant Engine (assuming MMH/N_2O_4 fuel, $I_{sp}=341$ s, $p = 0.1$, $stagemass = 18,000\text{kg} - 10,000\text{kg} = 8,000\text{kg}$) is used to achieve these burns then it would be able to deliver a 10,000 kg payload as required.

Falcon Heavy would be able to deliver 5,000 kg to a C3 of $47.8\text{ km}^2\text{s}^{-2}$. For calculating the payload mass, we use the same technique as used for the SLS, but this time with a s/c mass prior to the SO (including payload) of 2,788 kg. From Table 9, this can deliver a total of 202 kg after the heat shield mass has been subtracted. The value of 2,788 kg is chosen because a scaled down version of the Liquid Propellant Engine used in the calculation of the SLS can be used for Falcon Heavy but with stage mass $5,000\text{kg} - 2,788\text{kg} = 2,212\text{kg}$.

Table 9: Requirements for a SO Maneuver- Falcon Heavy

	Total Initial Mass (kg)	Mass of Stage Excluding payload (kg)	Mass Achieved after Stage Burn (kg)	Mass After Dead Weight Jettison (kg)	ΔV (km s^{-1})
First Stage Data	2788	1842	1053	946	2.8
Second Stage Data	946	712	276	234	3.6
Mass of Heat Shield				32	-
Total				202	6.4

4. Discussion

It would appear that although 2I/Borisov presents a considerable challenge for an intercept mission, in terms of its high hyperbolic excess speed (around 32km s^{-1}) and high orbital inclination with respect to the ecliptic (44°), nevertheless a mission is achievable with chemical propulsion technology in the form of the currently operating SpaceX Falcon Heavy lift vehicle or the forthcoming NASA Space Launch System. There is some debate as to the discovery rate of ISOs when the Vera C. Rubin observatory (also LSST) comes into operation in the near future, Siraj & Loeb (2020) have determined it would be around one or two per month. Presumably future ISOs will present similar difficulties and the evidence on the basis of the two known ISOs which have been studied here indicates these objects, despite stretching the limits of current technology, are indeed reachable.

Note that launch date optima for missions to 2I/Borisov will repeat on a cycle of around 12 years (which is roughly Jupiter’s orbital period), thus although the mission studied here required a launch in 2027, other opportunities will also arise in 2039, 2051,...etc. The drawback to delaying a mission in this way is that 2I/Borisov will have receded from the sun significantly and so the catch-up time will be necessarily extended. Assuming a s/c hyperbolic excess of 53km s^{-1} , and using the value of 2I/Borisov’s excess of 32km s^{-1} , we can deduce that the travel time extends by around 18.5 years per 12 year delay in launch. Furthermore,

doubtless R&D will continue in the intervening years and more advanced propulsion schemes will be developed allowing faster trajectories with more massive payloads.

It should be mentioned here that the Comet-Interceptor mission (Jones & Snodgrass, 2020), in which the s/c lies in wait at the Sun-Earth L2 point for the detection of a suitable long period comet and then is dispatched along an appropriate trajectory to intercept and study it, may alternatively be deployed to an ISO. This architecture is not currently appropriate for ISOs of particular interest because of unusual properties (1I/'Oumuamua) and which may have traveled past their perihelia because they were discovered too late.

5. Conclusion

This paper assesses the technical feasibility of a mission to 2I/Borisov, using existing technologies. We apply the Optimum Interplanetary Trajectory Software (OITS) tool to generate direct and indirect trajectories to 2I/Borisov. The direct trajectory with a minimal ΔV is identified as the one with a launch date in July 2018. For this trajectory, a Falcon Heavy launcher could have hauled a 8 ton spacecraft to 2I/Borisov. For indirect trajectories with a later launch date, results for a combined powered Jupiter flyby with a SO maneuver are presented. For a launch in 2027, we could reach 2I/Borisov in 2052, using the Space Launch System, up-scaled Parker probe heat shield technology, and solid propulsion engines, a 765kg spacecraft could be sent to 2I/Borisov. A Falcon Heavy can deliver 202kg to 2I/Borisov. Arrival times sooner than 2052 can be achieved, but at the cost of increased ΔV and consequently lower payload masses. With the Vera C. Rubin observatory (also known as LSST) coming into operation in the near future, it is expected more ISOs will be discovered. The feasibility of a mission to both 1I/'Oumuamua and 2I/Borisov using existing technologies indicates that missions to future interstellar objects are likely to be feasible as well.

References

- Bate, R., Mueller, D., & White, J. (1971). *Fundamentals of astrodynamics*. Courier Corporation.
- Bolin, B. T., Lisse, C. M., Kasliwal, M. M., Quimby, R., Tan, H., Copperwheat, C. M., Lin, Z.-Y., Morbidelli, A., Abe, L., & Bendjoya, P. (2020). Characterization of the Nucleus, Morphology, and Activity of Interstellar Comet 2I/Borisov by Optical and Near-infrared GROWTH, Apache Point, IRTF, ZTF, and Keck Observations. *The Astronomical Journal*, 160, 26.
- Eubanks, T. M., Schneider, J., Hein, A. M., Hibberd, A., & Kennedy, R. (2020). Exobodies in our back yard: Science from missions to nearby interstellar objects. [arXiv:2007.12480](https://arxiv.org/abs/2007.12480).
- Feng, F., & Jones, H. R. A. (2017). ‘Oumuamua as a messenger from the Local Association. *The Astrophysical Journal Letters*, 852, L27. URL: <http://arxiv.org/abs/1711.08800>. [arXiv:1711.08800](https://arxiv.org/abs/1711.08800).
- Ferreira, A. F. S., Prado, A. F. B. A., & Winter, O. C. (2017). A numerical mapping of energy gains in a powered swing-by maneuver. *Nonlinear Dynamics*, 89, 791–818. URL: <https://doi.org/10.1007/s11071-017-3485-2>. doi:10.1007/s11071-017-3485-2.
- Fitzsimmons, A., Hainaut, O., Meech, K. J., Jehin, E., Moulane, Y., Opitom, C., Yang, B., Keane, J. V., Kleya, J. T., & Micheli, M. (2019). Detection of CN gas in Interstellar Object 2I/Borisov. *The Astrophysical Journal Letters*, 885, L9.
- Guzik, P., Drahus, M., Rusek, K., Waniak, W., Cannizzaro, G., & Pastor-Marazuela, I. (2020). Initial characterization of interstellar comet 2I/Borisov. *Nature Astronomy*, 4, 53–57.
- Hein, A., Perakis, N., Eubanks, T., Hibberd, A., Cowl, A., Hayward, K., Kennedy III, R., & Osborne, R. (2019). Project Lyra: Sending a space-

- craft to 1I/'Oumuamua (former A/2017 U1), the interstellar asteroid. *Acta Astronautica*, .
- Hibberd, A. (2017). Github repository for oits. URL: https://github.com/AdamHibberd/Optimum_Interplanetary_Trajectory.
- Hibberd, A., & Hein, A. M. (2021). Project lyra: Catching 1i/'oumuamua—using nuclear thermal rockets. *Acta Astronautica*, 179, 594 – 603. URL: <http://www.sciencedirect.com/science/article/pii/S0094576520307141>. doi:<https://doi.org/10.1016/j.actaastro.2020.11.038>.
- Hibberd, A., Hein, A. M., & Eubanks, T. M. (2020). Project Lyra: Catching 1I/'Oumuamua – Mission opportunities after 2024. *Acta Astronautica*, 170, 136–144.
- Jewitt, D., Hui, M.-T., Kim, Y., Mutchler, M., Weaver, H., & Agarwal, J. (2020a). The nucleus of interstellar comet 2I/Borisov. *The Astrophysical Journal Letters*, 888, L23.
- Jewitt, D., Kim, Y., Mutchler, M., Weaver, H., Agarwal, J., & Hui, M.-T. (2020b). Outburst and splitting of interstellar comet 2i/borisov. *The Astrophysical Journal*, 896, L39. URL: <http://dx.doi.org/10.3847/2041-8213/ab99cb>. doi:10.3847/2041-8213/ab99cb.
- Jewitt, D., & Luu, J. (2019). Initial Characterization of Interstellar Comet 2I/2019 Q4 (Borisov). *\apjl*, 886, L29. doi:10.3847/2041-8213/ab530b. [arXiv:1910.02547](https://arxiv.org/abs/1910.02547).
- Jones, G. H., & Snodgrass, C. (2020). Comet Interceptor: A Mission to an Ancient World. In *Lunar and Planetary Science Conference* Lunar and Planetary Science Conference (p. 2938).
- Le Digabel, S. (2011). Algorithm 909: NOMAD: Nonlinear optimization with the MADS algorithm. *ACM Transactions on Mathematical Software (TOMS)*, 37, 44.

- de León, J., Licandro, J., Serra-Ricart, M., Cabrera-Lavers, A., Font Serra, J., Scarpa, R., de la Fuente Marcos, C., & de la Fuente Marcos, R. (2019). Interstellar Visitors: A Physical Characterization of Comet C/2019 Q4 (Borisov) with OSIRIS at the 10.4 m GTC. *Research Notes of the American Astronomical Society*, 3.
- Manzini, F., Oldani, V., Ochner, P., & Bedin, L. R. (2020). Interstellar comet 2I/Borisov exhibits a structure similar to native Solar system comets. *Monthly Notices of the Royal Astronomical Society: Letters*, 495, L92–L96.
- Opitom, C., Fitzsimmons, A., Jehin, E., Moulane, Y., Hainaut, O., Meech, K. J., Yang, B., Snodgrass, C., Micheli, M., & Keane, J. V. (2019). 2I/Borisov: A C2-depleted interstellar comet. *Astronomy & Astrophysics*, 631, L8.
- Schneider, J. (2017). Is 1I/2017 U1 really of interstellar origin? *Research Notes of the AAS*, 1, 18.
- Seligman, D., & Laughlin, G. (2018). The Feasibility and Benefits of In Situ Exploration of ‘Oumuamua-like Objects. *The Astronomical Journal*, 155, 217.
- Sims, J., & Longuski, J. (1994). Analysis of v(infinity) leveraging for interplanetary missions.
- Siraj, A., & Loeb, A. (2020). Observable signatures of the ejection speed of interstellar objects from their birth systems. *The Astrophysical Journal*, 903, L20. URL: <http://dx.doi.org/10.3847/2041-8213/abc170>. doi:10.3847/2041-8213/abc170.
- Vardaxis, G., & Wie, B. (2015). (preprint) aas 15-564 planetary defense mission applications of heavy-lift launch vehicles.
- Wright, J. T. (2017). On Distinguishing Interstellar Objects Like ‘Oumuamua From Products of Solar System Scattering. *Research Notes of the AAS*, 1, 38.

- Xing, Z., Bodewits, D., Noonan, J., & Bannister, M. T. (2020). Water production rates and activity of interstellar comet 2I/Borisov. *The Astrophysical Journal Letters*, 893, L48.
- Ye, Q., Kelley, M. S. P., Bolin, B. T., Bodewits, D., Farnocchia, D., Masci, F. J., Meech, K. J., Micheli, M., Weryk, R., & Bellm, E. C. (2020). Pre-discovery activity of new interstellar comet 2I/Borisov beyond 5 AU. *The Astronomical Journal*, 159, 77.