

Phenomenological analysis of the possible impact of Double Parton Scattering in double J/ψ production at the COMPASS detector using the CERN π^- beam at 190 GeV/ c

Sergey Koshkarev

Institute of Physics, University of Tartu, 51010 Tartu, Estonia

E-mail: sergey.koshkarev@ut.ee

Abstract. In this paper we discuss the impact of the Double Parton Scattering (DPS) mechanism for the production of J/ψ pairs at the COMPASS energy. We find that the kinematics suppresses the DPS cross section by a factor of $\sim 1/2$. The upper limit for the double J/ψ production DPS cross section at the COMPASS energy is estimated. The Feynman- x distributions of double J/ψ production with the CERN π^- beam are presented.¹

1. Introduction

The significance of the double parton scattering (DPS) in associate charmonium production has been investigated by the Tevatron and the LHC by measuring the productions of $J/\psi + W$ [1], $J/\psi + Z$ [2], $J/\psi + \Upsilon$ [3], $J/\psi + \text{charm}$ [4], and $J/\psi + J/\psi$ [5, 6, 7, 8, 9]. Even though we don't expect DPS as the leading production mechanism at the COMPASS energy ($\sqrt{s} \approx 19 \text{ GeV}$), this contribution is expected to be far from zero (cf. the lower panel in Fig. 1) [10]. Moreover, based on the NA3 data on double J/ψ production using the CERN π^- beam at 150 and 280 GeV/ c with incident on a platinum target [11] we can expect up to 100 double J/ψ events at COMPASS [12, 13]. Therefore and for many other reasons it is interesting to investigate a possible contribution of such a mechanism to double J/ψ production at the COMPASS detector.

2. Double J/ψ production at the COMPASS energy

COMPASS is a fixed target experiment utilizing the high intensity π^- beam of 190 GeV/ c at the Super Proton Synchrotron at CERN for Drell–Yan (DY) measurements to produce charmonium, possible exotic states and dimuons with incidents on Ammonia (NH_3), Aluminium (Al) and Tungsten (W) targets [14]. The experiment had several DY runs in 2014, 2015 and 2018. The COMPASS DY configuration setup is quite similar to the NA3 setup.

¹ In this paper x_F denotes the Feynman- x in the laboratory frame while x_F^* denotes the Feynman- x in the center-of-mass system.

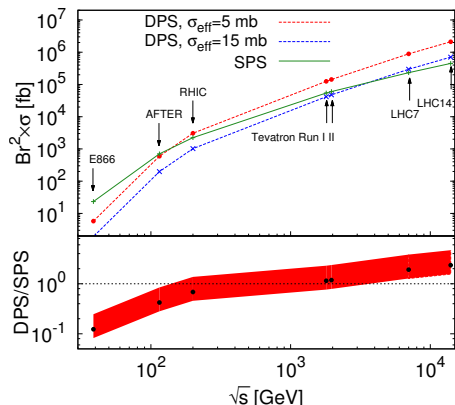


Figure 1. (Upper panel) Cross sections of (prompt-) J/ψ pair production via SPS and DPS mechanisms for two values of σ_{eff} as a function of \sqrt{s} . (Lower panel) DPS over SPS yield ratio for $5 < \sigma_{\text{eff}} < 15$ mb. The black circles correspond to 10 mb [Aside from the choice of σ_{eff} , no theoretical uncertainties are included [10]].

2.1. Double Parton Scattering

In case of hadron–nucleus collisions the general formula for the predicted DPS cross section for J/ψ pairs is given by [15]

$$\sigma_{\text{DPS}}^{hA}(J/\psi J/\psi) = \frac{1}{2} \frac{\sigma(J/\psi)^{hN} \sigma(J/\psi)^{hN}}{\sigma_{\text{eff}}^{hA}}, \quad (1)$$

where $\sigma(J/\psi)^{hN}$ denotes the single J/ψ hadron–nucleon cross section and σ_{eff}^{hA} is the effective hadron–nucleus DPS cross section.

Let us remind the reader that in Eq. (1) the production of each J/ψ in hadron–nucleon collisions is assumed to be an independent process. However, it is easy to see that the production threshold of the J/ψ pair is already more than 30% of the COMPASS energy (cf. Tab. 1). Therefore, we cannot assume the production of charmonium states as independent processes.

Table 1. Energy scales for Super Proton Synchrotron, Tevatron and LHC accelerators

Accelerator	Energy (\sqrt{s})	Colliding Mode
Super Proton Synchrotron	~ 19 GeV	π^- -Nucleus
Tevatron	1.96 TeV	$\bar{p}p$
LHC	7 – 14 TeV	pp

In order to estimate the kinematic suppression at the COMPASS energy we investigate the difference in the production of the single J/ψ in SPS and DPS (cf. Fig. 2). As we can see, the J/ψ 's from DPS are suppressed relatively to the J/ψ 's from SPS. We can estimate the kinematic suppression factor as $\aleph \sim 0.7$. Accordingly, Eq. (1) can be cast into the form

$$\sigma_{\text{DPS}}^{\pi^-A}(J/\psi J/\psi) = \frac{\aleph^2}{2} \frac{\sigma(J/\psi)^{\pi^-N} \sigma(J/\psi)^{\pi^-N}}{\sigma_{\text{eff}}^{\pi^-A}}. \quad (2)$$

Utilizing the π^- beam at 200 GeV/c with incident on hydrogen and platinum targets, the NA3 experiment provided a single J/ψ cross section in the $x_F^* > 0$ kinematic region, $\sigma(J/\psi) \times Br(J/\psi \rightarrow \mu^+ \mu^-) = 6.3 \pm 0.9$ nb/H₂ and $\sigma(J/\psi) \times Br(J/\psi \rightarrow \mu^+ \mu^-) = 960 \pm 150$ nb/Pt

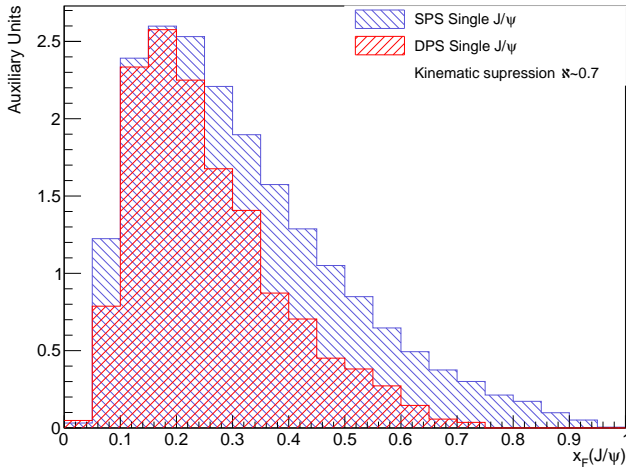


Figure 2. Feynman- x distribution of the production cross section of the single J/ψ as independent process *i.e.* SPS and the respective distribution in case of DPS. Both distributions are obtained by using Pythia 8 [16].

per nucleus [17]. For a heavy nucleus like platinum or tungsten, $\sigma_{\text{eff}}^{\pi^- A}$ is parametrized as

$$\frac{\sigma_{\text{eff}}^{\pi^- N}}{\sigma_{\text{eff}}^{\pi^- A}} \approx 3A (\sim 600). \quad (3)$$

The value of $\sigma_{\text{eff}}^{\pi^- N}$ is unknown. The value of $\sigma_{\text{eff}}^{pp} \approx 5$ mb is measured in double J/ψ production (cf. Tab. 2) and $\sigma_{\text{eff}}^{\pi\pi} = 41$ mb is calculated [18]. Comparing these values, we see that in the pion-pion case the value of σ_{eff} is higher. Therefore, we can choose $\sigma_{\text{eff}}^{pp} \approx 5$ mb to obtain the upper limit

$$\sigma_{\text{DPS}}^{\pi^- N}(J/\psi J/\psi) \sim 1 \text{ pb/nucleon}. \quad (4)$$

Table 2. σ_{eff} extracted from double J/ψ production data.

Experiment	Energy	Colliding Mode	σ_{eff} (mb)
DØ [6]	1.96 TeV	$p\bar{p}$	4.8 ± 2.5
ATLAS [8]	8 TeV	pp	6.3 ± 1.9
LHCb [9]	13 TeV	pp	$8.8 - 12.5$

2.2. Single Parton Scattering

It is definitely interesting to investigate the role of DPS in the production of double J/ψ (cf. Figs. 3 and 4). Following calculations of the double J/ψ production cross section in SPS by Ref. [19] we can find a ratio between the double J/ψ production cross section using a π^- beam at NA3 and COMPASS energies:

$$\sigma_{J/\psi J/\psi}(150 \text{ GeV}/c) : \sigma_{J/\psi J/\psi}(190 \text{ GeV}/c) : \sigma_{J/\psi J/\psi}(280 \text{ GeV}/c) \approx 1 : 2.06 : 3.34. \quad (5)$$

Using the mean values for the double J/ψ production cross section measured by NA3 of 18 ± 8 pb and 30 ± 10 pb per nucleon at 150 and 280 GeV/ c with incident on a platinum target [11] as reference points, at 190 GeV/ c we find

$$\sigma_{J/\psi J/\psi} \approx 12 - 29 \text{ pb/nucleon}. \quad (6)$$

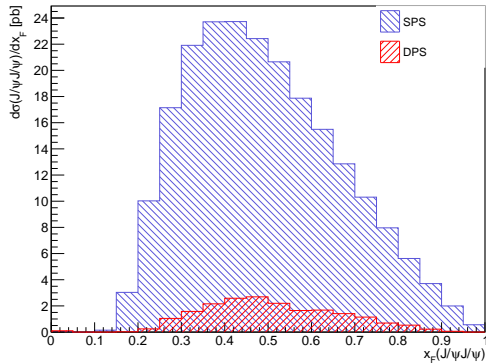


Figure 3. SPS and DPS double J/ψ production cross sections as Feynman- x function for the total $\sigma_{J/\psi J/\psi} = 12$ pb/nucleon. Both distributions are obtained by using Pythia 8 [16].

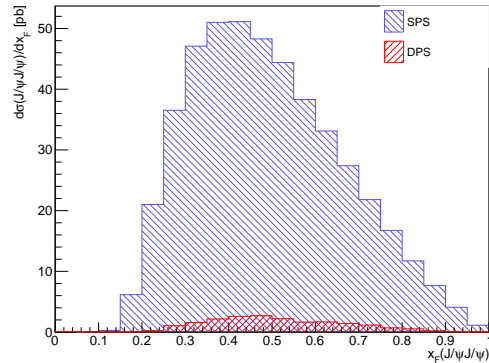


Figure 4. SPS and DPS double J/ψ production cross sections as Feynman- x function for the total $\sigma_{J/\psi J/\psi} = 29$ pb/nucleon. Both distributions are obtained by using Pythia 8 [16].

For the Tevatron and LHC accelerators the leading production mechanism for both DPS and SPS is gluon–gluon fusion. In contrast to that the leading production mechanism of the double J/ψ in SPS at COMPASS energy with π^- beam is quark–antiquark annihilation [19]:

$$\sigma(q\bar{q} \rightarrow J/\psi J/\psi)/\sigma(gg \rightarrow J/\psi J/\psi) \approx 2.6. \quad (7)$$

As the higher x_F region is vanished out for the DPS (cf. Fig 2), the leading production mechanism for DPS is gluon–gluon fusion.

2.3. Feed-down effect in J/ψ production

For estimating of double J/ψ production cross sections for both SPS and DPS we widely used measurements by the NA3 experiment. However, NA3 provided no prompt- J/ψ data. From Tab. 3 we can learn the importance of the overall J/ψ production cross section. Therefore, it is interesting to investigate the possible impact of the feed-down effect on the Feynman- x distributions (cf. Figs. 5 and 6). To make the difference in kinematics more visible, we use normalized distributions instead of those re-weighted with respective feed-down fractions.

Table 3. Cross sections for direct charmonium production in $\pi^- N$ collisions, normalized to the overall J/ψ production cross section; branching fractions and feed-down fractions [20].

State	Mass (GeV)	Decay mode (Br)	$f_X(\pi^- N)$
J/ψ	3.10	–	0.57 ± 0.03
$\psi(2S)$	3.69	$J/\psi + X$ (61%)	0.08 ± 0.02
$\chi_{1c}(1P)$	3.51	$J/\psi + \gamma$ (34%)	0.20 ± 0.05
$\chi_{2c}(1P)$	3.56	$J/\psi + \gamma$ (19%)	0.15 ± 0.04

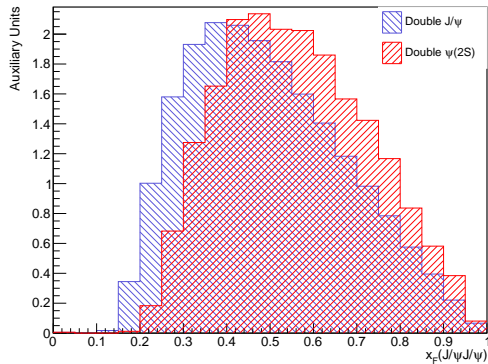


Figure 5. SPS double J/ψ production cross sections as Feynman- x function for prompt- J/ψ 's and from decays of $\psi(2S)$ in non-recoil regime. Both distributions are normalized to unity. The distributions are obtained by using Pythia 8 [16].

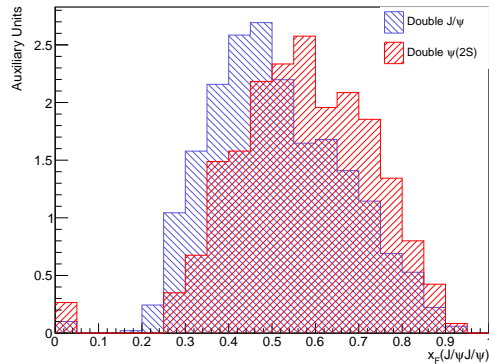


Figure 6. DPS double J/ψ production cross sections as Feynman- x function for prompt- J/ψ 's and from decays of $\psi(2S)$ in non-recoil regime. Both distributions are normalized to unity. The distributions are obtained by using Pythia 8 [16].

3. Conclusion

Using both theoretical and experimental knowledge, we estimated the upper limit for the Double Parton Scattering (DPS) cross section in double J/ψ production at the COMPASS detector using the CERN π^- beam at 190 GeV/c to be $\sigma_{\text{DPS}}^{\pi^- N}(J/\psi J/\psi) \sim 1$ pb per nucleon. This value is $\sim 3 - 8\%$ of the total double J/ψ production cross section. We found that at the COMPASS energy the general formula for the predicted DPS cross section should be modified by including an additional kinematic suppression factor $\aleph^2 \sim 1/2$. The impact of the feed-down effect on the Feynman- x distributions is also discussed.

Acknowledgments

The author would like to thank Stefan Groote and Georgy Golovanov for stimulating discussions, Andrei Gridin and Alexey Guskov for making this talk possible, and Maxim Vtyurin for help with running the Monte-Carlo simulation. At last but not at least the author would like to thanks Stefan Groote for help and patience during the preparation of the manuscript. S.K. is supported by the Estonian Research Council under Grant No. PRG356.

References

- [1] G. Aad *et al.* [ATLAS Collaboration], JHEP **1404** (2014) 172
- [2] G. Aad *et al.* [ATLAS Collaboration], Eur. Phys. J. **C75** (2015) 229
- [3] V. M. Abazov *et al.* [D0 Collaboration], Phys. Rev. Lett. **116** (2016) no.8, 082002
- [4] R. Aaij *et al.* [LHCb Collaboration], JHEP **1206** (2012) 141;
Addendum: [JHEP **1403** (2014) 108]
- [5] R. Aaij *et al.* [LHCb Collaboration], Phys. Lett. **B707** (2012) 52
- [6] V.M. Abazov *et al.* [D0 Collaboration], Phys. Rev. **D90** (2014) 111101
- [7] V. Khachatryan *et al.* [CMS Collaboration], JHEP **1409** (2014) 094
- [8] M. Aaboud *et al.* [ATLAS Collaboration], Eur. Phys. J. **C77** (2017) 76
- [9] R. Aaij *et al.* [LHCb Collaboration], JHEP **1706** (2017) 047 [JHEP **1710** (2017) 068E]
- [10] J.P. Lansberg and H.S. Shao, Nucl. Phys. **B900** (2015) 273
- [11] J. Badier *et al.* [NA3 Collaboration], Phys. Lett. **B114** (1982) 457
- [12] M. Aghasyan *et al.* [COMPASS Collaboration], Phys. Rev. Lett. **119** (2017) 112002

- [13] C. Riedl, 23rd International Spin Symposium,
University of Ferrara, September 9–14, 2018
- [14] P. Abbon *et al.* [COMPASS Collaboration], Nucl. Instrum. Meth. **A779** (2015) 69
- [15] D. d’Enterria and A.M. Snigirev, Nucl. Phys. **A932** (2014) 296
- [16] T. Sjöstrand, S. Mrenna and P.Z. Skands, Comput. Phys. Commun. **178** (2008) 852
- [17] J. Badier *et al.* [NA3 Collaboration], Z. Phys. **C20** (1983) 101
- [18] M. Rinaldi, S. Scopetta, M. Traini and V. Vento, Eur. Phys. J. **C78** (2018) 781
- [19] B. Humpert and P. Mery, Phys. Lett. **124B** (1983) 265.
- [20] S. Digal, P. Petreczky and H. Satz, Phys. Rev. **D64** (2001) 094015