

# Algebraic Property Graphs

Joshua Shinavier  
Uber Technologies  
joshsh@uber.com

Ryan Wisnesky  
Conexus AI  
ryan@conexus.com

## ABSTRACT

One of the main challenges of building an enterprise knowledge graph is guaranteeing interoperability between a single graph data model and the diverse and often changeable ecosystem of non-graph data models, languages, and tools which surround and support the graph. The simple and developer-friendly *property graph* family of data models lends itself to this task, yet the lack of a formal specification deprives the graph of well-defined semantics. In this paper, we observe that *algebraic data types* are a common foundation of most of the enterprise schema languages we deal with in practice, and are also a suitable basis for a property graph formalism. We introduce this formalism in terms of type theory, algebra, and category theory, also providing algorithms for query processing and data migration with guarantees of semantic consistency across supported languages and datasets. These results have clear connections to relational database theory, programming language theory, and graph theory, providing starting points for significant future work. Open research challenges described in the paper include adding constraints, query and schema languages, and logics on top of the basic type system, interfacing with specific graph and non-graph data models, and performing operations which are typically difficult or ill-defined on property graphs, such as graph merges.

## KEYWORDS

Property Graphs, Algebraic Data Types, Algebraic Databases

## 1 INTRODUCTION

The notion of a *property graph* originated in the early 2000s with the Neo4j<sup>1</sup> graph database, and was popularized by what is now Apache TinkerPop,<sup>2</sup> a suite of vendor-agnostic graph database tools including the Gremlin graph programming language. For most of their history, property graphs have been the stock-in-trade of software developers creating applications loosely based on variously mathematical notions of *labeled graph*, but with little formal semantics or type checking associated with the labels. In that respect, property graphs differ from more heavyweight standards designed for knowledge representation, including the Resource Description Framework (RDF) and the Web Ontology Language (OWL).

In recent years, the developer community has increasingly turned to property graphs for large-scale data integration efforts including *enterprise knowledge graphs*, i.e. graph abstractions that integrate a broad swath of a company’s data, often drawn from a variety of internal data sources and formats. These abstractions have expanded the de-facto meaning of graphs and have stretched the simple, intuitive property graph concept to its limits, leading to recent community efforts around standardization, including GQL (Graph Query

Language).<sup>3</sup> The authors of this paper are also involved in GQL, and our formalism was designed with an eye toward contributing a core data model to the emerging standard. At the same time, the formalism was driven by specific enterprise use cases which demanded a particularly strict and precise notion of *schema*.

We have chosen to describe algebraic property graphs using the language of *category theory*, which emphasizes compositionality and abstract structure, and also comes equipped with a rich body of results about algebraic data types [24]. Although all of the categorical concepts used in this paper are defined in section 3, readers may find textbooks such as [2] useful. [23] is a particularly approachable introduction to category theory for software developers. Our use of category theory has also allowed us to implement this entire paper as a built-in example program in the open-source categorical query language CQL,<sup>4</sup> which has close connections to algebraic databases in the sense of [27]. An industrial implementation of algebraic property graphs, called Dragon,<sup>5</sup> will also be released as open-source software.

This paper is organized as follows. In section 2, we describe property graphs and their use at Uber and in Apache TinkerPop, along with related graph and non-graph data models. In section 3, we review standard material on category theory. In section 4 we define algebraic property graphs along with various derived constructions, and in section 5 we introduce a taxonomy for classifying graph elements according to their schema. In section 6 we discuss mappings between algebraic property graphs and selected data models, including Uber’s Dragon, in connection with the future version 4 of Apache TinkerPop. Finally, in section 7, we briefly study how to query and transform algebraic property graphs. We conclude in section 8.

## 2 GRAPH AND NON-GRAPH DATA MODELS

### 2.1 Property Graphs

*Property graphs* [25] are a family of graph data models which are typically concerned only with graph *structure*; the *semantics* are left to the application. Every *graph* in these data models is made up of a set of *vertices* connected by a set of directed, labeled *edges*. Vertices and edges are collectively known as *elements*. Every element has a unique identifier, and may be annotated with any number of key-value pairs called *properties*.

Beyond these basic commonalities, property graph data models start to differ. Apache TinkerPop, which is the most widely used vendor-neutral property graph framework, allows graph data models to vary according to a number of dimensions or “features” such as:

<sup>1</sup><https://neo4j.com>

<sup>2</sup><http://tinkerpop.apache.org>

<sup>3</sup><https://www.gqlstandards.org/>

<sup>4</sup><http://categoricaldata.net>

<sup>5</sup><https://github.com/uber/dragon>

- the primitive types supported in the graph, and whether complex types such as lists, maps, and sets are supported
- the types (such as strings, integers, or UUIDs) which may be used as unique identifiers
- whether vertex properties, edge properties, and/or meta-properties (all discussed below) are supported

Additional, vendor-specific schema frameworks provide further degrees of freedom that deal with such concepts as unlabeled, singly-labeled, and multiply-labeled vertices, inheritance relationships among labels, type constraints and cardinality constraints on properties and edges, higher-order edges, and so on.

## 2.2 Resource Description Framework (RDF)

The Resource Description Framework [5] is the primary W3C recommendation for knowledge representation on the Web. RDF *statements* are subject-predicate-object triples, any set of which forms an *RDF graph*. These graphs can be serialized in many formats, from XML-based formats to JSON-based ones. An example RDF graph of ten statements, depicted as labelled arrows, is shown in Figure 1. Ten additional statements are shown only as colors, and assign a type to each node using the predicate `rdf:type`. For example, the fact that  $u_2$  is a user is expressed with the triple

$$(u_2, \text{rdf:type}, \text{ex:User})$$

where  $u_2$  is the *subject*, `rdf:type` the *predicate*, and `ex:User` the *object* of the statement. A proper introduction to RDF is beyond the scope of this paper, but a suggested starting point is [21].

Note that whereas each node in Figure 1 has exactly one type, RDF permits any number of type statements per resource, including none at all. Similarly, although each *Trip* in this example has exactly one driver, exactly one rider, and so on, RDF itself allows any number of such statements in the same graph. In order to add cardinality constraints, one needs an additional formalism on top of RDF, such as the Web Ontology Language (OWL) [11] or the Shapes Constraint Language (SHACL) [16]. A basic schema language, RDF Schema, and a pattern-matching query language, SPARQL, are provided with RDF, both with a formal set-theoretic semantics.

These formal semantics represent a major advantage over existing property graph frameworks with respect to building enterprise knowledge graphs. However, the complexity of the standards, together with structural limitations such as the lack of an agreed-upon way to express metadata about statements, are often cited as stumbling blocks, and have led to efforts to simplify RDF, enhance it, and/or reconcile it with the property graph data model. Developer tools for reconciling RDF and property graphs go back as far as 2008<sup>6</sup>, while one formal proposal, RDF\* (“RDF Star”) [13], is on track to become a new W3C recommendation.

## 2.3 Data Exchange Languages

At Uber, there are relatively few datasets which are explicitly “graphs”, yet much of our data has the characteristics of a graph: labeled entities, with unique identifiers, connected by labeled relationships. Schemas are expressed in a variety of languages, some of which are illustrated in Figure 2. Many others, including the YAML-based

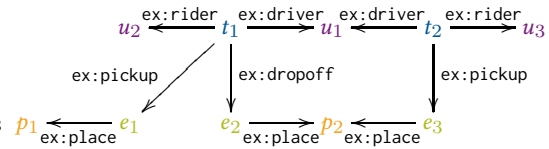


Figure 1: An example RDF graph

|                      | Apache Thrift | Apache Avro | Protocol Buffers v3 | GraphQL SDL |
|----------------------|---------------|-------------|---------------------|-------------|
| <b>product types</b> | yes           | yes         | yes                 | yes         |
| <b>sum types</b>     | yes           | yes         | yes                 | yes         |
| <b>interfaces</b>    |               |             |                     | yes         |
| <b>enumerations</b>  | yes           | yes         | yes                 | yes         |
| <b>optionals</b>     | yes           | yes         |                     | yes         |
| <b>typedefs</b>      | yes           |             |                     |             |
| <b>defaults</b>      | yes           | yes         | yes                 | yes         |
| <b>constants</b>     | yes           |             |                     |             |
| <b>lists/arrays</b>  | yes           | yes         | yes                 | yes         |
| <b>maps</b>          | yes           | yes         | yes                 |             |
| <b>sets</b>          | yes           |             |                     |             |

Figure 2: Comparison of selected data exchange languages

```

struct Trip {
  1: required TripId id;
  2: required UserId driver;
  3: required UserId rider;
  4: optional PlaceEvent pickup;
  5: optional PlaceEvent dropoff;
  ... }

enum TemporalUnit {
  YEAR = 1,
  MONTH = 2,
  WEEK = 3,
  DAY = 4,
  HOUR = 5,
  ... }

```

Figure 3: A product type and a sum type in Thrift

syntax in which standardized schemas are expressed, are not shown. However, what most of these languages have in common is a, usually unstated and informal, system of algebraic data types. This commonality has made it possible to define a shared logical data model and to translate data and schemas from one framework to another, although each language has idiosyncrasies which must be dealt with.

For example, all of the languages shown have an equivalent notion of *product types*, instances of which are variously called “records”, “structs”, “messages”, and so on. Similarly, they all have a notion of *sum types*, though in certain cases these have the semantics of a discriminated union (a *coproduct*), and in other cases, that of a set union. Figure 3 illustrates a product type and a sum type in the Apache Thrift interface description language. Syntactic sugar such as enumerations, lists, maps, and so on are also shared to varying degrees among the languages.

## 2.4 Hypergraph Data Models

Although there are many notions of *hypergraph* in the computer science literature, the term usually refers to either a data structure which embodies the usual mathematical notion of a hypergraph, i.e. a graph in which a given edge may join any number of vertices, or a data structure in which edges are also vertices, and may be connected by further edges. Hypergraph databases commonly combine these two features along with a notion of edge and/or

<sup>6</sup><https://github.com/neo4j-contrib/neo4j-rdf-sail>



$c_1 \rightarrow c_2$  in  $C$ ,  $h_{c_2} \circ F(f) = G(f) \circ h_{c_1}$ . This set of equations may be conveniently rendered as a *commutative diagram*:

$$\begin{array}{ccc} F(c_1) & \xrightarrow{F(f)} & F(c_2) \\ h_{c_1} \downarrow & & \downarrow h_{c_2} \\ G(c_1) & \xrightarrow{G(f)} & G(c_2) \end{array}$$

The diagram above consists of a *square* (the four morphisms) indicating that all paths that start at the same node and end at the same node are to *commute* (be equal) in  $D$ ; in this case, there are two such paths. The upper-left two morphisms  $\cdot \leftarrow \cdot \rightarrow \cdot$  of a square are called a *span*, and the bottom-right two morphisms  $\cdot \rightarrow \cdot \leftarrow \cdot$  are called a *co-span*.

A natural transformation is called a *natural isomorphism* when all of its components are isomorphisms.

### 3.4 Universal Constructions

A *terminal* object  $1$  in a category is such that for every object  $c$ , there is a unique morphism  $\top_c : c \rightarrow 1$  (read “top”). Dually, an *initial* object  $0$  is such that for every object  $c$ , there is a unique morphism  $\perp_c : 0 \rightarrow c$  (read “bottom”). Like all constructions described by *universal properties*, terminal and initial objects are unique up to unique isomorphism, provided they exist. Such objects may be familiar to users of functional programming languages; e.g.,  $()$  and  $\text{Void}$  are the terminal and initial objects, respectively, of the category  $\text{Hask}$  of idealized Haskell programs.

For objects  $A$  and  $B$  in a category, a *product* of  $A$  and  $B$  is an object  $A \times B$ , morphisms  $\text{fst} : A \times B \rightarrow A$  and  $\text{snd} : A \times B \rightarrow B$  called *projections*, such that for all morphisms  $f : C \rightarrow A$  and  $g : C \rightarrow B$  there is a unique morphism  $(f, g) : C \rightarrow A \times B$  called the *pairing* of  $f$  and  $g$  making the left diagram below commute.

Dually, a *co-product* of  $A$  and  $B$  is an object  $A + B$ , morphisms  $\text{inl} : A \rightarrow A + B$  and  $\text{inr} : B \rightarrow A + B$  called *injections*, such that for all morphisms  $f : A \rightarrow C$  and  $g : B \rightarrow C$ , there is a unique morphism  $(f | g) : A + B \rightarrow C$  called the *case analysis* of  $f$  and  $g$  making the diagram below on the right commute.

$$\begin{array}{ccc} & C & \\ f \swarrow & | & \searrow g \\ A & \xrightarrow{(f,g)} & A \times B & \xrightarrow{\text{snd}} & B \end{array} \quad \begin{array}{ccc} & C & \\ f \swarrow & | & \searrow g \\ A & \xrightarrow{(f|g)} & A + B & \xrightarrow{\text{inl}} & A & \xrightarrow{\text{inr}} & B \end{array}$$

Given  $f : A \rightarrow C$  and  $g : B \rightarrow D$ , we define:

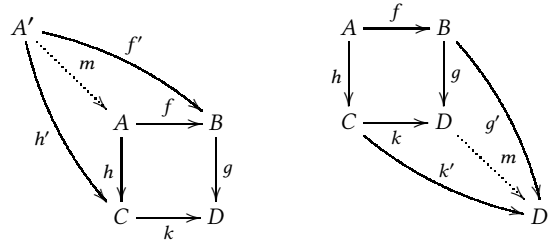
$$f \times g : A \times B \rightarrow C \times D := (f \circ \text{fst}, g \circ \text{snd})$$

$$f + g : A + B \rightarrow C + D := (\text{inl} \circ f | \text{inr} \circ g)$$

A category that has (co-)products is called *(co-)cartesian* and a functor that preserves (co-)products (i.e., if  $X$  is a (co-)product, so is  $F(X)$ ) is also called *(co-)cartesian*. Because terminal and initial objects are identity objects for products and co-products, they serve as the degenerate, 0-ary versions of products and co-products and are included when we require that a category “have products/co-products”.

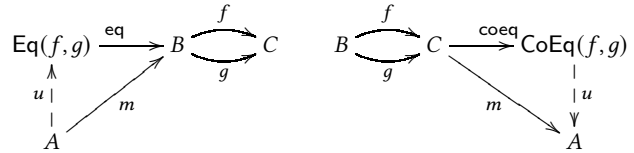
To *pull back* a co-span  $C \rightarrow_k D \leftarrow_g B$  as below is to construct object  $A$ , sometimes written  $C \times_D^{k,g} B$ , and morphisms  $C \leftarrow_h A \rightarrow_f B$

such that  $g \circ f = k \circ h$ , and moreover, such that for any other such  $A', h', f'$  where  $g \circ f' = k \circ h'$ , there is a unique arrow  $m : A' \rightarrow A$  making  $f' = f \circ m$  and  $h' = h \circ m$ . To *push out* a span  $C \leftarrow_h A \rightarrow_f B$  as below is to construct object  $D$ , sometimes written  $C +_A^{h,f} B$ , and morphisms  $C \rightarrow_k D \leftarrow_g B$  such that  $g \circ f = k \circ h$  from  $C \leftarrow_h A \rightarrow_f B$ , such that for any other such  $D', k', g'$  where  $g' \circ f = k' \circ h$ , there is a unique arrow  $m : D \rightarrow D'$  making  $k' = m \circ k$  and  $g' = m \circ g$ .



A pullback with terminal  $D$  is a product, and a pushout with initial  $A$  is a co-product. A category with all pullbacks and a terminal object is said to have all *limits*; dually, having all pushouts and an initial object means having all *co-limits*.

The *equalizer* of two morphisms  $f : B \rightarrow C$  and  $g : B \rightarrow C$  is an object  $\text{Eq}(f, g)$  and morphism  $\text{eq} : \text{Eq}(f, g) \rightarrow B$  such that  $f \circ \text{eq} = g \circ \text{eq}$ , and moreover, for any  $A$  and  $m : A \rightarrow B$  such that  $f \circ m = g \circ m$ , there is a unique  $u : A \rightarrow \text{Eq}(f, g)$  such that  $m = \text{eq} \circ u$ . Dually, the *co-equalizer* of two morphisms  $f : B \rightarrow C$  and  $g : B \rightarrow C$  is an object  $\text{CoEq}(f, g)$  and morphism  $\text{coeq} : B \rightarrow \text{CoEq}(f, g)$  such that  $\text{coeq} \circ f = \text{coeq} \circ g$ , and moreover, for any  $A$  and  $m : C \rightarrow A$  such that  $m \circ f = m \circ g$ , there is a unique  $u : \text{CoEq}(f, g) \rightarrow A$  such that  $m = u \circ \text{coeq}$ :



A pullback is equivalent to a product followed by an equalizer, and vice-versa. A pushout is equivalent to a co-product followed by a co-equalizer, and vice versa. Hence we will freely interchange various kinds of limits and co-limits in this paper.

### 3.5 Examples

- The category of sets and total functions,  $\text{Set}$ , has for objects all the “small” sets in some set theory, such as Zermelo-Fraenkel set theory, and a morphism  $X \rightarrow Y$  is a total function  $X \rightarrow Y$  represented as a set. The initial object is the empty set and every singleton set is terminal. Products are cartesian products, and co-products are disjoint unions. The equalizer of two arrows  $f, g : B \rightarrow C$  is the set  $\{b \in B \mid f(b) = g(b)\}$  and inclusion function, and the co-equalizer of  $f, g$  is the set of equivalence classes of  $C$  under the equivalence relation  $\cong$  induced by  $f(b) \cong g(b)$  for every  $b \in B$ , along with the function taking each element of  $C$  to its equivalence class.

- The category  $\text{Rel}$  has “small” sets for objects and binary relations as morphisms. Products and co-products coincide in  $\text{Rel}$  (it is *self-dual*) and both are given by disjoint union.
- Programming languages often form categories, with types  $t$  as objects programs taking inputs of type  $t_1$  and returning outputs of type  $t_2$  as morphisms  $t_1 \rightarrow t_2$ . Products and co-products are common, but equalizers and co-equalizers are not, perhaps because they correspond to dependent types (since they are objects depending on morphisms).

## 4 ALGEBRAIC PROPERTY GRAPHS

In this section, we define our central contribution, algebraic property graphs (APGs). To fully understand this section, a familiarity with category theory is required; section 3 provides an introduction or review, and familiarity with database theory [7] is helpful. However, the reader is free to skip the more formal material and follow along using the provided examples and diagrams; this is sufficient to get a basic sense of APGs. If this paper is rendered in color, the reader will see distinct colors for the **labels**, **types**, **elements**, and **values** of graphs, concepts which will be described below. The colors are intended to enhance readability, but are not essential for understanding the text.

The definition of an APG is parameterized by a set  $P$ , the members of which we call *primitive types*<sup>7</sup>, and for each primitive type  $p$  in  $P$ , a set  $V(p)$ , the members of which we call the *primitive values* of type  $p$ . An APG  $G$ , then, consists of:

- a set  $G(\mathcal{L})$ , the members of which we call the *labels*<sup>8</sup> of  $G$ ; and,
- a set  $G(\mathcal{T})$ , the members of which we call the *types*<sup>9</sup> of  $G$ . Each type  $t$  is a term in the grammar:

$$t ::= 0 \mid 1 \mid t_1 + t_2 \mid t_1 \times t_2 \\ \mid \text{Prim } p \ (p \in P) \mid \text{Lbl } l \ (l \in G(\mathcal{L}))$$

where we may omit writing  $\text{Prim}$  and  $\text{Lbl}$  when they are clear from the context; and,

- a set  $G(\mathcal{E})$ , the members of which we call the *elements*<sup>10</sup> of  $G$ ; and,
- a set  $G(\mathcal{V})$ , the members of which we call the (typed) *values*<sup>11</sup> of  $G$ . Values are terms in the (typed) grammar:

$$v : t ::= () \mid 1 \mid \text{in}_{t_2}(v : t_1) : t_1 + t_2 \mid \text{in}_{t_1}(v : t_2) : t_1 + t_2 \\ \mid (v_1, v_2) : t_1 \times t_2 \\ \mid \text{Prim } v_t : t \ (t \in P, v \in V(t)) \\ \mid \text{Elmt } e : G(\lambda)(e) \ (e \in G(\mathcal{E}))$$

where we will omit type information, and  $\text{Prim}$  and  $\text{Elmt}$ , from values when they can be inferred from context; and,

- a function  $G(\lambda) : G(\mathcal{E}) \rightarrow G(\mathcal{L})$  which provides the *label*<sup>12</sup> of each element; and,

- a function  $G(\nu) : G(\mathcal{E}) \rightarrow G(\mathcal{V})$  which provides the *value*<sup>13</sup> of each element; and,
- a function  $G(\sigma) : G(\mathcal{L}) \rightarrow G(\mathcal{T})$  which provides the *schema*<sup>14</sup> of each label; and,
- a function  $G(\tau) : G(\mathcal{V}) \rightarrow G(\mathcal{T})$  which provides the *type*<sup>15</sup> of each value. This function is defined by the equation

$$G(\tau)(v : t) := t$$

Finally, every APG must obey the equation:

$$G(\tau) \circ G(\nu) = G(\sigma) \circ G(\lambda)$$

which states that the type of the value of each element is the same as the schema of the label of the element, ensuring that the structure of a graph always matches its schema. This equation can be visualized as a commutative square:

$$\begin{array}{ccc} G(\mathcal{E}) & \xrightarrow{G(\lambda)} & G(\mathcal{L}) \\ G(\nu) \downarrow & & \downarrow G(\sigma) \\ G(\mathcal{V}) & \xrightarrow{G(\tau)} & G(\mathcal{T}) \end{array}$$

The types  $G(\mathcal{T})$  and values  $G(\mathcal{V})$  of an APG  $G$  are those of a canonical type theory for product and sum data generated by the elements  $G(\mathcal{E})$  and labels  $G(\mathcal{L})$  of  $G$ , along with the given primitive types  $P$  and primitive values  $V$ . This type theory forms a category  $\mathcal{A}_G$  in the usual way, as described in [4].

### 4.1 Examples

Intuitively, an algebraic property graph is a collection of *labeled elements*, each of which has an associated *typed value*. Values can be primitive values such as “Hello, world”, element references such as  $u_1$ , or complex objects which are typed by products and/or coproducts. For example, the value of a *driver* edge is a pair such as  $(t_1, u_1)$  of a *Trip* vertex (simple element) and a *User* vertex, representing the relationship between a trip and the driver for that trip. The value of a *name* property is a pair such as  $(u_1, \text{“Arthur”})$ , which contains a *User* vertex and a *String*. A vertex has no value, or rather, it has the trivial value  $()$ . As in familiar property graph APIs like TinkerPop, every element also has an associated *label*, in this case *User*, *Trip*, *driver*, or *name*. The type literal *String* is not a label, but a primitive type in the type system of the graph. To every label, there is a *schema*, which is a type such that the value of an element with a particular label conforms to that type. For example, the schema of *driver* is  $\text{Trip} \times \text{User}$ , so the value of every element of that label needs to be a valid  $(\text{Trip}, \text{User})$  pair; the “out vertex” must be a *Trip*, and the “in vertex” a *User* that exists in the graph. The schema of a vertex is just the unit type  $1$ . One can think of a vertex as “containing no information” other than its identity, whereas an edge also contains a reference to an out-vertex and a reference to an in-vertex.

Now, suppose we have a *Trip* vertex  $t_1$  and a *User* vertex  $u_2$  (i.e.  $G(\lambda)(t_1) = \text{Trip}$  and  $G(\lambda)(u_1) = \text{User}$ ), along with a *driver* edge  $d_1$  (i.e.  $G(\lambda)(d_1) = \text{driver}$ ), such that  $G(\nu)(d_1) = (t_1, u_1)$ . That is to say, the value of  $d_1$  is a pair of vertices. As  $t_1$  and  $u_1$

<sup>7</sup>We make no assumptions about the intended semantics of base types, which will typically be atomic objects such as character strings or floating-point numbers, but the formalism can be extended to include complex objects, such as lists, trees, functions in  $\lambda$ -calculus notation, black-box functions, and even objects in object-oriented programming notation, as described in subsection 4.4.

<sup>8</sup>e.g. *User* or *name*

<sup>9</sup>e.g. *Integer*, or  $\text{User} \times \text{String}$

<sup>10</sup>which we will indicate with subscripted symbols like  $u_1$  or  $p_1$

<sup>11</sup>e.g.  $42 : \text{Integer}$  or  $(u_1, \text{“Arthur”}) : \text{User} \times \text{String}$

<sup>12</sup>e.g.  $G(\lambda)(u_1) := \text{User}$

<sup>13</sup>e.g.  $G(\nu)(n_1) := (u_1, \text{“Arthur”})$

<sup>14</sup>e.g.  $G(\sigma)(\text{name}) := \text{User} \times \text{String}$

<sup>15</sup>e.g.  $G(\tau)(42) := \text{Integer}$

are vertices, their values are trivial, i.e.  $G(v)(t_1) = G(v)(u_1) = ()$ . Finally, we require by the identity above that

$$\begin{aligned} (G(\tau) \circ G(v))(d_1) &= G(\tau)((t_1, u_1)) \\ &= \text{Trip} \times \text{User} \\ &= (G(\sigma) \circ G(\lambda))(d_1) \end{aligned}$$

This expresses the fact that the type of the value  $(t_1, u_1)$  of  $d_1$  is exactly the schema of the label `driver` of  $d_1$ . An analogous identity holds trivially for the vertices, e.g. for  $u_1$ :

$$\begin{aligned} (G(\tau) \circ G(v))(u_1) &= G(\tau)(()) = 1 = G(\sigma)(\text{User}) \\ &= (G(\sigma) \circ G(\lambda))(u_1) \end{aligned}$$

For additional examples, see the taxonomy in section 5.

## 4.2 Logic in an APG

We now describe a formal logic suitable for adding data integrity constraints to APG schemas. There are many formalisms available to do so; we describe a simple and canonical four-sorted logic associated to each APG and leave further development of this and other logics as future work.

In our logic, the four sorts are the symbols  $\mathcal{E}, \mathcal{L}, \mathcal{V}, \mathcal{T}$ , and we assume a countable set of variables  $x, y, z, \dots$  as usual. In our logic there are also four unary function symbols,  $\lambda : \mathcal{E} \rightarrow \mathcal{L}, \sigma : \mathcal{L} \rightarrow \mathcal{T}, v : \mathcal{E} \rightarrow \mathcal{V}, \tau : \mathcal{V} \rightarrow \mathcal{T}$ . Logical connectives, quantifiers, and inference rules are those of the usual multi-sorted first-order logic [7] generated by the signature just defined. For example, in our logic the APG axiom can be written:

$$\forall x, \tau(v(x)) = \sigma(\lambda(x))$$

and this formula will be true by definition when interpreted in an arbitrary APG in the obvious way.

To state constraints that involve the particular labels and/or elements of an APG  $G$ , we must add corresponding constant symbols and axioms for the elements of the sets  $G(\mathcal{E}), G(\mathcal{L})$ , etc. That is, we must add to our signature for our logic:

- for each  $t$  in  $G(\mathcal{T})$ , and for each  $v$  in  $G(\mathcal{V})$ , a constant symbol  $c_t$  of sort  $\mathcal{T}$ , a constant symbol  $c_v$  of sort  $\mathcal{V}$ , and an axiom  $\tau(c_v) = c_{G(\mathcal{T})(v)}$ ; and,
- for each  $l$  in  $G(\mathcal{L})$ , a constant symbol  $c_l$  of sort  $\mathcal{L}$  and axiom  $\sigma(c_l) = c_{G(\sigma)(l)}$ ; and,
- for each  $e$  in  $G(\mathcal{E})$ , a constant symbol  $c_e$  of sort  $\mathcal{E}$  and axioms  $v(c_e) = c_{G(v)(e)}$  and  $\lambda(c_e) = c_{G(\lambda)(e)}$ ; and,
- additional constants and axioms about how variable values can be constructed and how they interact; i.e., the symbols and axioms of 7.3.

All the constraint examples in this paper can be formalized using this logic, although we prefer to work less formally for brevity. As a “shallow” [17] alternative, we can add a type of propositions to APG and terms such as *and* and *or* to construct formulae within APG, but we do not elaborate on this approach here because the straightforward way to add universal and existential quantifiers to APG would make its underlying type-theory higher order. For the sake of simplicity, we have avoided doing so here, but this variant of APG would be worthwhile to explore.

## 4.3 Structural Recursion in APGs

Because types and terms are inductively defined, we can change their labels and elements using structural recursion, an operation

we call  $\diamond_f$  that transports a type along a function  $f$  taking labels to types, and  $\diamond_f^g$  that transports data along a function  $g$  taking elements to values, in addition to transporting types along  $f$ . We expect these operations to be widely used in many APG algorithms; we make use of them later in Section 7, for example. We define:

$$\begin{aligned} \diamond_f(0) &:= 0 & \diamond_f(1) &:= 1 \\ \diamond_f(\text{Prim } p) &:= \text{Prim } p & \diamond_f(\text{Lbl } l) &:= f(l) \\ \diamond_f(t_1 + t_2) &:= \diamond_f(t_1) + \diamond_f(t_2) & \diamond_f(t_1 \times t_2) &:= \diamond_f(t_1) \times \diamond_f(t_2) \\ \diamond_f^g(\top : 1) &:= \top : 1 & \diamond_f^g(v_p : \text{Prim } p) &:= v_p : \text{Prim } p \\ \diamond_f^g(\text{Elmt } e : \text{Lbl } l) &:= g(e) : f(l) \\ \diamond_f^g(\text{inl}_{t_2}(v : t_1)) &: t_1 + t_2 &:= \text{inl}_{\diamond_f(t_2)}(\diamond_f^g(v)) : \diamond_f(t_1) + \diamond_f(t_2) \\ \diamond_f^g(\text{inr}_{t_1}(v : t_2)) &: t_1 + t_2 &:= \text{inr}_{\diamond_f(t_1)}(\diamond_f^g(v)) : \diamond_f(t_1) + \diamond_f(t_2) \\ \diamond_f^g((v_1 : t_1, v_2 : t_2)) &: t_1 \times t_2 &:= (\diamond_f^g(v_1), \diamond_f^g(v_2)) : \diamond_f(t_1) \times \diamond_f(t_2) \end{aligned}$$

## 4.4 Type System Extensions

Extending the APG type system to handle the more complex types encountered in practice is an important direction for future work. To add function types, we can consider the free bi-cartesian *closed* category on  $B$ , which adds exponential objects/types and  $\lambda$ -terms (or their combinator equivalents, curry and apply) to  $\mathcal{A}_B$  [26]. Note however that even when  $\mathcal{A}_B$  is not closed, it can be presented as a  $\lambda$ -calculus [8], where, instead of writing a variable-free *combinator*  $f \circ g : T_1 \rightarrow T_2$  we write a variable-containing *sequent*  $x : T_1 \vdash f(g(x)) : T_2$ . To add inductive data types such as finite lists or finite trees, we can instead consider bi-cartesian categories that admit initial algebras for polynomial endo-functors, which contain a “fold” operation that expresses structural recursion [12]. Dually, to add co-inductive data types such as infinite streams, we can consider bi-cartesian categories that admit final co-algebras for polynomial endo-functors, which contain an “unfold” operation that expresses structural co-recursion.

Another alternative is to consider the free *topos*, which adds a type of propositions `Prop`, equality predicate `eq`, set-comprehension in the guise of  $\lambda$ -terms, with or without a natural numbers object `Nat` and associated recursor (both definitions of *topos* can be considered). Yet another alternative is to consider adding *collection monads* representing type constructors such as `Bag` and `List` to our type theory, along with associated comprehension syntax (or monad combinators, `return`, `map`, `bind`) for forming nested collections [12]. Such complex objects are common in schemas at Uber (see subsection 6.5) though they are usually avoided in typical property graph applications by reifying relationships as edges. For example, a linked list of `User` vertices can be realized in property graphs using something like a `UserList` vertex label together with two edge labels: `first : UserList → User` and `rest : UserList → UserList`; this pattern is also familiar from the RDF terms `rdf:List`, `rdf:first`, and `rdf:rest`. Recursive types are not even possible in APG unless meta-edges (subsection 5.2) and/or hyperelements (subsection 5.5) are supported.

## 5 TAXONOMY OF GRAPH ELEMENTS

In this section, we develop a taxonomy for classifying property graph elements according to their associated labels and schemas. The principal use of this taxonomy is in serializing and de-serializing property graphs from other data models, as described later; for now, we describe the taxonomy itself.

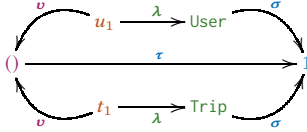
By analogy with the mathematical notion of a *graph*, property graphs are usually described in terms of *vertices* and *edges*,<sup>16</sup> collectively termed *elements*, as well as *properties*.<sup>17</sup> For example, a *name* property might connect a *User*-vertex to a *String* value. Properties themselves are frequently subdivided according to the class of element they attach to; thus, we have *vertex properties*, *edge properties*, and even *meta-properties*. We now provide concrete definitions for these and other concepts in terms of the APG data model defined above.

### 5.1 Vertices

A *vertex label* is a label  $l$  with  $G(\sigma)(l) = 1$ . An  *$l$ -vertex* is an element  $e$  such that  $G(\lambda)(e) = l$ . Consider a graph containing a *User*-vertex  $u_1$  and a *Trip*-vertex  $t_1$  as in the examples above:

$$\begin{aligned} G(\mathcal{L}) &:= \{\text{User}, \text{Trip}\} & G(\mathcal{E}) &:= \{u_1, t_1\} & G(v)(u_1) &:= G(v)(t_1) &:= () \\ G(\sigma)(\text{User}) &:= G(\sigma)(\text{Trip}) &:= 1 & G(\lambda)(u_1) &:= \text{User} & G(\lambda)(t_1) &:= \text{Trip} \end{aligned}$$

We can display this simple graph visually:



A designated label, such as the empty string  $\epsilon$ , may be used as the label of otherwise “unlabeled” vertices. There is no difference between the value of a labeled and an unlabeled vertex; in both cases, the value is  $()$ .

### 5.2 Edges

An ordinary, binary *edge label* is a label  $l$  such that  $G(\sigma)(l) = l_1 \times l_2$  for vertex labels  $l_1, l_2$ . An  *$l$ -edge* is an element  $e$  such that  $G(\lambda)(e) = l$ . For example, consider a graph containing a *driver*-edge  $d_1$  and a *rider*-edge  $r_1$ , which connect *Trip*-vertex  $t_1$  to *User*-vertices  $u_1$  and  $u_2$ , respectively:

$$\begin{aligned} G(\mathcal{L}) &:= \{\text{User}, \text{Trip}, \text{driver}, \text{rider}\} \\ G(\sigma)(\text{User}) &:= G(\sigma)(\text{Trip}) &:= 1 \\ G(\sigma)(\text{driver}) &:= G(\sigma)(\text{rider}) &:= \text{Trip} \times \text{User} \\ G(\mathcal{E}) &:= \{t_1, u_1, u_2, d_1, r_1\} \\ G(\lambda)(u_1) &:= G(\lambda)(u_2) &:= \text{User} & G(\lambda)(t_1) &:= \text{Trip} \\ G(\lambda)(d_1) &:= \text{driver} & G(\lambda)(r_1) &:= \text{rider} \\ G(v)(u_1) &:= G(v)(u_2) &:= G(v)(t_1) &:= () \\ G(v)(d_1) &:= (t_1, u_1) & G(v)(r_1) &:= (t_1, u_2) \end{aligned}$$

We have used the term “ordinary” because there are many other kinds of elements which do not satisfy the definition above, and yet may be considered “edges” in certain contexts. For example, suppose we have a label *owner* where  $G(\sigma)(\text{owner}) = \text{Vehicle} \times (\text{User} + \text{Organization})$ , and *Vehicle*, *User*, and *Organization*

<sup>16</sup>Or *nodes* and *relationships*, in addition to similar terms.

<sup>17</sup>In this paper, properties are treated as elements, as well. This approach is consistent with the usual notion of properties as key/value pairs attached to vertices or edges, while it also allows for meta-properties.

are all vertex labels. This useful construction allows either a user or an organization to be provided as the owner of a vehicle.

Certain property graph data models even allow higher-order edges, occasionally called *meta-edges*. Accommodating such elements in APG is just a matter of modifying the above reference to “vertex labels” to labels of an appropriate kind. For example, we might define “edge-vertex edges” in terms of edge labels  $l$  with  $G(\sigma)(l) = l_1 \times l_2$ , where  $l_1$  is an ordinary edge label and  $l_2$  is a vertex label. There is an endless variety of such patterns. Similarly, we can generalize to  $n$ -ary edges (subsection 5.5), or to indexed edges [4].

### 5.3 Properties

An ordinary *vertex property label*<sup>18</sup> is a label  $l$  such that  $G(\sigma)(l) = l' \times p$  for vertex label  $l'$  and value type  $p \in P$ . An  *$l$ -vertex property* is an element  $e$  such that  $G(\lambda)(e) = l$ . For example, let  $P$  include primitive type *String*, and consider a graph containing a single *User*-vertex  $u_1$  with two *name*-properties  $n_1, n_2$ :

$$\begin{aligned} G(\mathcal{L}) &:= \{\text{User}, \text{name}\} \\ G(\sigma)(\text{User}) &:= 1 & G(\sigma)(\text{name}) &:= \text{User} \times \text{String} \\ G(\mathcal{E}) &:= \{u_1, n_1, n_2\} \\ G(\lambda)(u_1) &:= \text{User} & G(\lambda)(n_1) &:= G(\lambda)(n_2) &:= \text{name} \\ G(v)(u_1) &:= () & G(v)(n_1) &:= (u_1, \text{Arthur Dent}) \\ G(v)(n_2) &:= (u_1, \text{Arthur P. Dent}) \end{aligned}$$

So called *multi-properties*, i.e. properties with the same label outgoing from the same element, are supported by default in APGs. In the example above, the *User* vertex  $u_1$  has two distinct *name* properties, which happen to have different values. In order to *disallow* multi-properties, we must add a uniqueness constraint:

$$(G(\lambda)(e) = G(\lambda)(e') = l) \Rightarrow (G(v)(e) = G(v)(e') \Rightarrow e = e')$$

Where  $l$  is a property label as defined here.

Apart from vertex properties, most property graph implementations also support *edge properties*. An ordinary *edge property label* is a label  $l$  such that  $G(\sigma)(l) = l' \times p$  for edge label  $l'$  and primitive type  $p \in P$ . For example, we may attach a *driverStatus* property to the *driver* edge defined in subsection 5.2, where  $G(\sigma)(\text{driverStatus}) = \text{driver} \times \text{String}$ .

We have used the term “ordinary” above to distinguish typical vertex and edge properties from so-called *meta-properties*, i.e. properties of properties. Rather than saying “vertex property property” we say “vertex meta-property”. By analogy, one can speak of “edge meta-properties”, although these are uncommon in practice. For example, we may add a *Double*-valued *confidence* meta-property to the *name* property in the example above.

One can easily generalize the value type of “ordinary” properties from base types to arbitrary types that do not contain labels, such as *Integer* + *String*, or for more expressiveness, we may allow labels, keeping properties distinct from edges by requiring only that we can recursively “dereference” all labels to obtain a primitive type, or a type expression in which all leaf nodes are primitive types. For example, if  $G(\sigma)(\text{driverStatus}) = \text{driver} \times \text{Status}$  and  $G(\sigma)(\text{Status}) = \text{String}$ , then *driverStatus* is still a generalized property label. The *Status* label is called an *alias*; see below.

<sup>18</sup>Although we use the term “property label” in this paper for consistency, the term “property key” is more conventional.

## 5.4 Aliases

We use the term “element” more broadly in this paper than we do in Apache TinkerPop. Vertices and edges are elements, but so are properties, as well as all other types to which we have given a label. Whereas the value of an edge or property contains two other values, and the value of a vertex contains no values, the elements we call *aliases* contain a single value.

Specifically, a *data type alias* is a label  $l$  such that  $G(\sigma)(l)$  is a primitive type  $p \in P$ , or more generally, any type not containing labels. More generally still, we may require only that  $l$  “dereferences” to a type that does not contain labels; see subsection 5.3 above. For example, consider a graph and schema in which `DegreesLatitude` and `DegreesLongitude` are both aliases for a primitive `Double`, the values of which are numbers such as `37.78` and `-122.42`:

```
G(L) := {DegreesLatitude, DegreesLongitude}
G(σ)(DegreesLatitude) := G(σ)(DegreesLongitude) := Double
G(E) := {d1, d2}
G(λ)(d1) := DegreesLatitude G(λ)(d2) := DegreesLongitude
G(v)(d1) := 37.78 G(v)(d2) := -122.42
```

Another useful kind of alias is a *vertex tag*. This term is not commonplace in property graph APIs, but tags frequently crop up in enterprise settings, where they may serve as a kind of unary “edge” which is simpler than either a (binary) edge or a property. Specifically, a *vertex tag label* is a label  $l$  for which  $G(\sigma)(l) = l'$ , where  $l'$  is a vertex label. *Edge tag labels*, *property tag labels*, and so on can be defined in an analogous way. A *vertex tag*, *edge tag*, etc. is an element  $e$  such that  $G(\lambda)(e) = l$ , where  $l$  is a tag label of the appropriate kind. For example, consider tag labels `Completed` and `Updated`, which are to be applied to `Trip` vertices:

```
G(L) := {Trip, Completed, Updated}
G(σ)(Trip) := 1 G(σ)(Completed) := G(σ)(Updated) := Trip
G(E) := {t1, t2, c1, c2, u1}
G(λ)(t1) := G(λ)(t2) := Trip
G(λ)(c1) := G(λ)(c2) := Completed G(λ)(u1) := Updated
G(v)(t1) := () G(v)(c1) := t1 G(v)(c2) := t2 G(v)(u1) := t2
```

This graph expresses that trips  $t_1$  and  $t_2$  are both `Completed`, whereas  $t_2$  is also `Updated`. As the tags are themselves elements, an application could extend this schema by adding property labels that qualify the tagging relationships, such as `asOfTime` or `comments`.

## 5.5 Hyperelements

Although the reader might expect *hyperelements*, i.e. generalized relationships, to be complicated, they are in fact the simplest kind of label in this taxonomy: literally every possible label is a hyper-element label. Nonetheless, it is sometimes useful to describe as “hyperedges” or “hyperelements” those labels that do not belong to any more constrained class in the taxonomy. In the following graph, for example, we directly translate the example from Figure 1 by treating a `Trip` element not as a vertex, nor as a binary edge, but as a hyperelement; every `Trip` connects two `User` vertices and up

to two `PlaceEvent` elements. We will also add a timestamp field:

```
G(L) := {User, Trip, PlaceEvent, Place, UnixTimeSeconds}
G(σ)(User) := G(σ)(Place) := 1
G(σ)(PlaceEvent) := Place × UnixTimeSeconds
G(σ)(UnixTimeSeconds) := Integer
G(σ)(Trip) := User × User × (1 + PlaceEvent) × (1 + PlaceEvent)
G(E) := {u1, u2, u3, t1, t2, e1, e2, e3, e4, p1, p2, p3, s1, s2, s3, s4}
G(λ)(u1) := G(λ)(u2) := G(λ)(u3) := User G(λ)(t1) := G(λ)(t2) := Trip
G(λ)(p1) := G(λ)(p2) := G(λ)(p3) := Place
G(λ)(e1) := G(λ)(e2) := G(λ)(e3) := G(λ)(e4) := PlaceEvent
G(λ)(s1) := G(λ)(s2) := G(λ)(s3) := G(λ)(s4) := UnixTimeSeconds
G(v)(u1) := G(v)(u2) := G(v)(u3) := G(v)(p1) := G(v)(p2) := G(v)(p3) := ()
G(v)(t1) := (u1, u2, inr(e1), inr(e2)) G(v)(t2) := (u1, u3, inr(e3), inl(()))
G(v)(e1) := (p1, s1) G(v)(e2) := (p2, s2)
G(v)(e3) := (p2, s3) G(v)(e4) := (p3, s4)
G(v)(s1) := 1602203601 G(v)(s2) := 1602203948
G(v)(s3) := 1602204122 G(v)(s4) := 1602205255
```

Note that the `User`-valued fields are “required” in `Trip`, whereas `PlaceEvent` fields are “optional”; per the example, trip  $t_2$  has a pickup event, but no dropoff event. This optionality is encapsulated in the type  $1 + \text{PlaceEvent}$ ; values with this type are either a trivial value  $\text{inl}()$ , i.e. the unit value  $()$  “on the left”, or a value  $\text{inr}(\text{Elmt } e)$  “on the right”, where  $e$  is a `PlaceEvent` element. Note also that even though `PlaceEvent` elements have the shape of (generalized) vertex properties, we choose not to think of them as such because `PlaceEvent` does not have the intuitive semantics of a property label.

The above is a realistic, although simplified, enterprise schema; no clear distinction has been made between vertices, edges, and properties, as in this case, such a distinction is not useful. Nonetheless, we can treat the graph as a “property graph” insofar as we can readily perform path-finding operations, compute connected components etc, in addition to many other operations we typically perform on more conventional graph datasets.

## 6 MAPPING TO OTHER DATA MODELS

In this section, we describe how various data models can be specified in terms of APGs plus data integrity constraints. Other than Uber’s `Dragon` (an APG extension which is described in subsection 6.5), these are all “model-ADTs”<sup>19</sup> which have been proposed in connection with Apache TinkerPop version 4.

**Future Direction: More Model Morphisms.** It is not unexpected that APG can represent these model-ADTs, as each model can also be defined as category of algebraic databases on a constrained schema in sense of [27]. Note also that although an APG schema can define each model-ADT, APG gives no direct guidance about any model-ADT-specific query languages one may wish to use to query a particular model-ADT, and similarly for updates. It is possible to adapt a variety of existing query languages to APG; SPARQL is currently used for queries over APG schemas and data at Uber, while an exploration of other languages, such as Gremlin and Cypher, is left as a future direction.

<sup>19</sup><http://rredux.com/mm-adt/#model-adts>



## 6.1 Key-Value

It is straightforward to place data integrity constraints, such as primary key constraints, on APG data, and to use these constraints to implement other data models, such as the key-value model-ADT. That is, when  $G(\sigma)(l) = k \times v$  and  $\text{fst}(G(v)(e_1)) = \text{fst}(G(v)(e_2)) \Rightarrow e_1 = e_2$ , we are justified in saying that  $k$  is a primary key for label  $l$ , and we may treat the element as a key-value pair. For example, a suitable  $k$  is  $1 + 1 + \dots + 1$  for some large but finite number of summands (or  $\text{Nat}$ , the type of natural numbers); another suitable  $k$  is  $l$ , which uses the element  $e$  as a primary key for itself, a similar technique to using all of a table’s columns, together, as a primary key.

## 6.2 Relational

The relational model-ADT is represented in APG by requiring each APG label to map to a product type. Our taxonomy (section 5) can be understood relationally in the same way. That is, each label of an APG has an associated algebraic data type  $t$ . If we suppose that, for example  $G(\sigma)(l) = \text{String} \times \text{Nat}$  for a given label  $l$ , then we can think of  $l$  as defining a table with two columns, the first holding strings and the second holding natural numbers, and we can store all elements  $e$  with  $G(\lambda)(e) = l$  in that table. In this way, many APG schemas can be completely understood and implemented using the relational model. However, our proposal goes beyond the traditional relational model by allowing domain values, i.e. the objects of relational tuples, to be structured as nested tuples and variants, as opposed to atomic in the sense of Codd. For example, consider values such as  $((37.78, -122.42), \text{inl}(1564061155))$ , which is a tuple of two objects, the first of which is itself a tuple – a latitude/longitude pair – and the second of which is a variant value which represents a choice of one alternative over another, such as a timestamp in seconds as opposed to a timestamp in milliseconds. We may further extend this graphs-as-relations analogy, allowing relational notions of data integrity constraint such as primary keys (see subsection 6.1) to generalize to APGs. At the limit of this analogy we arrive at *algebraic databases* [27] and related formalisms.

## 6.3 Triple Stores

To represent an RDF graph as an APG requires a single label mapping to a type that is a three-fold product. Alternatively, because RDF graphs are directed multi-graphs, we can represent them directly as categories with trivial composition relations, the so-called *free categories* (see section 3). In the reverse direction, representing an APG in a triple store is straightforward: let  $C$  be a category and  $F : C \rightarrow \text{Set}$  a functor. The category  $\int F$ , called the *category of elements* or *Grothendieck construction* for  $F$ , has for objects all pairs  $(c, x)$  where  $c \in \text{Ob}(C)$  and  $x \in F(c)$ . The morphisms from  $(c, x)$  to  $(c', x')$  are all the morphisms  $f : c \rightarrow c'$  in  $C$  such that  $F(f)(x) = x'$ . Note that there is an obvious canonical functor  $\partial : \int F \rightarrow C$ . Each category  $\int F$  is generated by the graphs in subsection 5.1 (along with their implicit associated commutativity constraints, omitted in those diagrams), and can be stored (in e.g. RDF) using the usual graphs-as-triples encoding.

Slightly more idiomatic mappings are used for the translation of APG schemas and data to RDF at Uber; an OWL-based mapping is used for exporting schemas to ontology editors such as Protégé

and Gra.fo, while a more faithful and complete mapping based on SHACL is used for supporting SPARQL queries over schemas and data; the APG schemas of Dragon (see below) can be seen as a proper subset of SHACL.

## 6.4 Nested Data

There are at least two strategies for representing JSON and other nested datasets such as XML. The first is to transform the nested relational datasets into flat relational datasets using the traditional technique of shredding of nested data into parent/child foreign keys [6]. The second is to add collection types such as Dragon’s, and exploit the tree-structured nature of algebraic data types [12]. This is in fact what is done for YAML and JSON in Dragon. For example, a type such as  $\text{List}(\text{Int} \times (\text{List String}))$  contains nested lists.

## 6.5 Dragon

Dragon is a logical data model and Haskell-based toolkit developed at Uber for specifying data-model generic yet well-formed transformations of data and schemas. It is most often used for carrying a single set of standardized data types into each schema language used at Uber, for migrating schemas between languages, or for carrying data conforming to a known schema from one format to another. Dragon takes its name from a discussion at Dagstuhl Seminar 19419 about the best way to build composable mappings among multiple data models: in a pairwise fashion, or in a star configuration with a potentially complex “dragon” data model in the center.

Dragon’s data model extends APG in a number of ways. It adds types and terms for lists, sets,<sup>20</sup> maps, optional values, enumerations, vertices, edges, and properties, most of which are syntactic sugar which help to make mappings into other data models more obvious and straightforward. Dragon also extends APG in two additional ways.

First, the *fields* of product and coproduct types are both integer-indexed and string-indexed (i.e. they have names). The Thrift example in Figure 3 is a good illustration of this; notice the number 1 attached to the first field of the `Trip` type in addition to the name “id”. The type system of APG extends in an obvious way to this kind of indexing [4]. Additionally, various metadata may be attached to fields as well as labels, some of which add constraints to the type associated with the field or label.

Second, although we consider everything with a label to be an element in APG, in Dragon there is a clear distinction between *entities*, or elements with a unique identifier, and non-entities, which are identified by their entire value. A similar distinction is made in RDF between literal values and resources identified by IRIs or blank nodes, and a similar distinction is made in CQL [28]. In Dragon, all entity labels are associated with product types, in which one specially-designated field provides the primary key, much like what was said of key-value stores in subsection 6.1. Further study of cardinality constraints in Dragon and property graph languages in general is an important direction for future work.

These enhancements bring Dragon especially close to Apache TinkerPop, as the familiar notion of element ids is explicit, and

<sup>20</sup>Set types are sets in name only; order is ignored, but uniqueness not enforced.

there is an obvious correspondence between named fields in Dragon and simple key/value properties in TinkerPop. The enhancements also guarantee that the taxonomy of this section can be used to non-trivially describe the APGs encountered at Uber.

Apart from schema and data transformations, one emerging application area for Dragon involves schema inference: classifying data resources on the basis of their schemas and with respect to data privacy regulations, service-level agreements, data retention policies, and so on. The need to perform such inference accurately and consistently across a diverse landscape of datasets and services is increasingly important to the business, and is likely to become a major factor driving schemas and data in the direction of a graph.

## 7 OPERATIONS ON APGS

We conclude our formalization of algebraic property graphs by briefly studying three kinds of operations [7] on APGs:

- (1) set-theoretic/relational operations, such as joining APGs by taking their product and then filtering them according to a condition; and
- (2) data integration operations, such as merging APGs according to their primary keys; and
- (3) data migration operations, such as changing the schema of an APG according to a “schema mapping”.

For each collection of operations above, we define a category and prove the existence of certain universal constructions in that category that correspond to these operations. That these universal constructions exist is not surprising; our goal in this section is to simply verify that APG provides enough structure to conduct database theory with.

**Future Directions.** The theorems we prove in this section and those that follow merely state that APGs, when so arranged into categories, have enough structure to perform certain set-theoretic, data integration, and data migration operations; these theorems do not provide direct insight into how to design languages to express these various operations. The CQL implementation of APG<sup>21</sup> directly exposes the “internal languages” [17] of the categories investigated, but many other language designs are possible, and the study of these languages is a key part of further developing APG. The algorithms in this section are implemented, along with all of the examples in this paper, in the CQL tool, and Coq [3] proofs of all the theorems in this paper are also available.<sup>22</sup> The interaction between these operations and the taxonomy (e.g. under which conditions “edge-ness” is preserved) also warrants further study.

### 7.1 Querying APGs

APGs support generalizations of most operations from set theory and relational algebra (RA). To make this statement precise, we arrange APGs into a category APG and prove the existence of:

- initial objects in APG, which correspond to the empty set in the category of sets, Set, and the empty table (of some given arity) RA; and

- terminal objects in APG, which correspond to singleton (one element) sets in Set and singleton tables (of some given arity) in RA; and
- product objects in APG, which correspond to the cartesian product in Set and CROSS JOIN in RA; and
- co-product objects in APG, which correspond to disjoint union in Set and (roughly) OUTER UNION ALL in RA; and
- equalizer objects in APG, which corresponds to a bounded comprehension principle in Set and SELECT \* FROM X AS x WHERE p(x) in RA.

Our choice of above universal constructions (product, equalizer, etc.) is canonical and motivated by a desire to interpret the syntax of unions of conjunctive queries, 0-ary records, and other constructions that occur in graphs in practice. In other words, product objects and projection morphisms in a category are exactly the structure required to interpret (possibly 0-ary) tuples/records; equalizer objects and the corresponding filtering morphism is exactly the structure required to interpret the WHERE clause of a query, and so forth [15]. Hence, the operations of this section can be used directly to answer unions of conjunctive queries on APGs. It is possible to consider non-monotone operations such as set-difference in the context of APGs using the techniques from the algebraic databases [28] line of work, but we leave that for future research.

We begin by defining a *morphism of APGs*  $h : G_1 \rightarrow G_2$  to consist of a function  $h_{\mathcal{L}} : G_1(\mathcal{L}) \rightarrow G_2(\mathcal{L})$ , and a function  $h_{\mathcal{E}} : G_1(\mathcal{E}) \rightarrow G_2(\mathcal{E})$ , such that

$$h_{\mathcal{L}} \circ G_1(\lambda) = G_2(\lambda) \circ h_{\mathcal{E}}.$$

We say that  $h$  is *natural* in  $\lambda$ .

**THEOREM 7.1.** *APGs and their morphisms form a bi-cartesian category (category with binary products, binary co-products, initial object, and terminal object) with equalizers, which we call APG.*

**PROOF.** Done in Coq. The identity APG morphism is given by identity functions in Set, and APG morphism composition is given by function compositions in Set. We define  $0(\mathcal{L}) := 0(\mathcal{E}) := \mathbf{0}$ , and  $0(\lambda) := 0(\sigma) := 0(v) := \perp$ , as well as  $\perp_G : \mathbf{0} \rightarrow G$  as the unique pair of functions  $(\perp, \perp)$  in Set. We define  $1(\mathcal{L}) := 1(\mathcal{E}) := \mathbf{1}$ , and  $1(\lambda) := 1(\sigma) := 1(v) := ()$ , as well as  $\perp_G : G \rightarrow \mathbf{1}$  as the unique pair of functions  $((), ())$  in Set.

We define the co-product APG  $G_1 + G_2$  as:

$$\begin{aligned} (G_1 + G_2)(\mathcal{L}) &:= G_1(\mathcal{L}) + G_2(\mathcal{L}) \\ (G_1 + G_2)(\mathcal{E}) &:= G_1(\mathcal{E}) + G_2(\mathcal{E}) \\ (G_1 + G_2)(\lambda) &:= G_1(\lambda) + G_2(\lambda) \\ (G_1 + G_2)(\sigma) &:= \diamond_{\text{inl}} G_1(\sigma) + \diamond_{\text{inr}} G_2(\sigma) \\ (G_1 + G_2)(v) &:= \diamond_{\text{inl}}^{\text{inl}} G_1(v) + \diamond_{\text{inr}}^{\text{inr}} G_2(v) \end{aligned}$$

with evident injection APG morphisms  $G_1 \rightarrow G_1 + G_2$  and  $G_2 \rightarrow G_1 + G_2$  and case-analysis morphism  $(p, q) : G_1 + G_2 \rightarrow G$  for every  $p : G_1 \rightarrow G$  and  $q : G_2 \rightarrow G$ .

<sup>21</sup><http://categoricaldata.net/download>

<sup>22</sup><http://categoricaldata.net/APG.v>

We define the product APG  $G_1 \times G_2$  as:

$$\begin{aligned} (G_1 \times G_2)(\mathcal{L}) &:= G_1(\mathcal{L}) \times G_2(\mathcal{L}) \\ (G_1 \times G_2)(\mathcal{E}) &:= G_1(\mathcal{E}) \times G_2(\mathcal{E}) \\ (G_1 \times G_2)(\lambda) &:= G_1(\lambda) \times G_2(\lambda) \\ (G_1 \times G_2)(\sigma)((l_1, l_2)) &:= \diamond_{(-, l_2)} G_1(\sigma)(l_1) \times \diamond_{(l_1, -)} G_2(\sigma)(l_2) \\ G_1 \times G_2(\mathbf{v})((e_1, e_2)) &:= \end{aligned}$$

$$\left( \diamond_{(-, G_2(\lambda)(e_2))}^{(-, e_2)} G_1(\mathbf{v})(l_1), \diamond_{(G_1(\lambda)(e_1), -)}^{(e_1, -)} G_2(\mathbf{v})(e_2) \right)$$

with evident projection APG morphisms  $G_1 \times G_2 \rightarrow G_1$  and  $G_1 \times G_2 \rightarrow G_2$  and pairing morphism  $(p, q) : G \rightarrow G_1 \times G_2$  for every  $p : G \rightarrow G_1$  and  $q : G \rightarrow G_2$ .

We define the equalizer APG  $\text{Eq}$  for  $h, k : G \rightarrow G'$  as

$$\text{Eq}(\mathcal{L}) := \{ l \mid h_{\mathcal{L}}(l) = k_{\mathcal{L}}(l), l \in G(\mathcal{L}) \}$$

$$\text{Eq}(\mathcal{E}) := \{ e \mid h_{\mathcal{E}}(e) = k_{\mathcal{E}}(e), e \in G(\mathcal{E}) \}$$

$$\text{Eq}(\lambda) := G(\lambda)$$

$$\text{Eq}(\sigma)(l) := \diamond_{l' \mapsto h_{\mathcal{L}}(l')} \text{if } h_{\mathcal{L}}(l') = j_{\mathcal{L}}(l') \text{ then } 1 + l' \text{ else } 1 G(\sigma)(l)$$

$$\text{Eq}(\mathbf{v})(e') := \diamond_{l' \mapsto \text{bot}}^e \text{if } h_{\mathcal{L}}(l') = j_{\mathcal{L}}(l') \text{ then } 1 + l' \text{ else } 1 G(\mathbf{v})(e')$$

with

$$\text{top} := \text{if } h_{\mathcal{L}}(G(\lambda)(e)) = j_{\mathcal{L}}(G(\lambda)(e)) \text{ then } \text{top}' \text{ else } ()$$

$$\text{top}' := \text{if } h_{\mathcal{E}}(e) = j_{\mathcal{E}}(e) \text{ then } \text{inr}(e) \text{ else } \text{inl}(() )$$

$$\text{bot} := \text{if } h_{\mathcal{L}}(l') = j_{\mathcal{L}}(l') \text{ then } 1 + l' \text{ else } 1$$

and the morphism  $\text{eq} : \text{Eq} \rightarrow G$  easily seen to be an inclusion. Given a  $Q$  and  $q : Q \rightarrow G$  such that  $q \circ h = q \circ k$ , we construct  $u : Q \rightarrow \text{Eq}$  using similar logic as above.  $\square$

## 7.2 Integrating APGs

Although the category APG described in the previous section supports joining APGs, it does not always support the dual operation, APG merge / pushout (co-product followed by co-equalizer), because the category APG does not always admit co-equalizers; for example, co-equalizing APG morphisms  $h, j : G \rightarrow G'$  such that  $G'(\mathcal{L})(h_{\mathcal{L}}(l)) = \text{Nat}$  and  $G'(\mathcal{L})(j_{\mathcal{L}}(l)) = \text{String}$  is not possible. So, we move to a different category to obtain co-equalizers:

**THEOREM 7.2.** *For each schema  $S$ , the APGs on  $S$  and the  $\sigma$ -preserving APG morphisms form a category,  $S\text{-APG-Int}$ . It has co-equalizers of morphisms  $h, j : G_1 \rightarrow G_2$  when  $e \sim e'$  implies  $G_2(\lambda)(e) = G_2(\lambda)(e')$ , where  $\sim$  is the equivalence relation induced by  $h_{\mathcal{E}}(e) \sim j_{\mathcal{E}}(e')$ .*

**PROOF.** Done in Coq. Our definition of co-equalizer is as follows. Let  $G$  and  $G'$  be APGs such that  $G(\mathcal{L}) = G'(\mathcal{L})$  and  $G(\sigma) = G'(\sigma)$ , and  $h, j : G \rightarrow G'$  be APG morphisms such that  $h_{\mathcal{L}} = j_{\mathcal{L}} = \text{id}$  and  $e \sim e' \Rightarrow G_1(\lambda)(e) = G_1(\lambda)(e')$ , where  $\sim$  is the equivalence relation induced by  $h_{\mathcal{E}}(e) \sim j_{\mathcal{E}}(e')$ . Writing  $G'(\mathcal{E})/\sim$  to indicate the quotient of the set  $G'(\mathcal{E})$  by  $\sim$  and  $[] : G'(\mathcal{E}) \rightarrow G'(\mathcal{E})/\sim$  and  $[]^{-1} : G'(\mathcal{E})/\sim \rightarrow G'(\mathcal{E})$  as the canonical operations of injecting into an equivalence class and finding a representative for

an equivalence class, we define the co-equalizer APG  $\text{CoEq}(h, j)$  as

$$\begin{aligned} \text{CoEq}(h, j)(\mathcal{L}) &= G'(\mathcal{L}) \quad \text{CoEq}(h, j)(\sigma) = G'(\sigma) \\ \text{CoEq}(h, j)(\mathcal{E}) &= G'(\mathcal{E})/\sim \\ \text{CoEq}(h, j)(\lambda) &= G'(\lambda) \circ []^{-1} \\ \text{CoEq}(h, j)(\mathbf{v}) &= \diamond_{\text{id}}^{\text{id}} \circ G'(\mathbf{v}) \circ []^{-1} \end{aligned}$$

with the morphism  $\text{coeq} : G' \rightarrow \text{CoEq}(f, g)$  given by

$$\text{coeq}_{\mathcal{L}} = \text{id} \quad \text{coeq}_{\mathcal{E}} = []$$

The mediating morphism of the universal property is also trivial, involving  $[]^{-1}$  instead.  $\square$

In practice, we expect that most morphisms to be co-equalized will be generated by *entity resolution* or *record linkage* [7] algorithms; when elements are matched based on equality, we obtain the analog of set-theoretic union for APGs. Note, however, that matching APG elements based on equality can be too fine a notion of equivalence in situations where element ids are meaningless identifiers, in the sense that for sets,  $Y \cong Y'$  (where  $\cong$  indicates isomorphism) does not imply either  $X \cup Y \cong X \cup Y'$  or  $X \cap Y \cong X \cap Y'$ . Methods for obtaining suitable (course-enough) matches are described in [28] and [27], and their further study in the context of APG is left for future work.

We conclude this section with an example of a simple coarse-enough matching strategy, which is to match two APGs with the same schema, where we require that every element have a primary key that does not contain labels. We match elements based on equality of those keys. For example, let  $G_1$  and  $G_2$  be APGs with one label, `PlateNumber`, such that

$$\begin{aligned} G_1(\sigma)(\text{PlateNumber}) &= G_2(\sigma)(\text{PlateNumber}) \\ &= \text{String} \times \text{String} \times \text{String} \end{aligned}$$

where the first component is a country id, the second a region id, and the third a regional license plate number:

$$\begin{aligned} G_1(\mathcal{E}) &= \{p_1, p_2\} \quad G_2(\mathcal{E}) = \{q_1, q_2\} \\ G_1(\mathbf{v})(p_1) &= ("US", "CA", "6TRJ244") \\ G_1(\mathbf{v})(p_2) &= ("MX", "BC", "AHD-41-02") \\ G_2(\mathbf{v})(q_1) &= ("US", "CA", "6TRJ244") \\ G_2(\mathbf{v})(q_2) &= ("MX", "SON", "VUK-17-75") \end{aligned}$$

By examining the primary keys, we obtain a matched APG  $G$  on the same schema:

$$G(\mathcal{E}) = \{(p_1, q_1)\} \quad G(\mathbf{v})((p_1, q_1)) = ("US", "CA", "6TRJ244")$$

along with inclusion morphisms  $G_1 \leftarrow G \rightarrow G_2$ ; hence we have constructed a span of APGs. If we go on to pushout this span, we obtained the merged APG  $G_1 +_G G_2$ :

$$\begin{aligned} (G_1 +_G G_2)(\mathcal{E}) &= \{(p_1, q_1), p_2, q_2\} \\ (G_1 +_G G_2)(\mathbf{v})((p_1, q_1)) &= ("US", "CA", "6TRJ244") \\ (G_1 +_G G_2)(\mathbf{v})(p_2) &= ("MX", "BC", "AHD-41-02") \\ (G_1 +_G G_2)(\mathbf{v})(q_2) &= ("MX", "SON", "VUK-17-75") \end{aligned}$$

In this way, we can easily compose two such graphs into a larger graph, an operation which has proven to be extremely useful in the context of RDF triple stores, but which tends to be ill-defined and difficult in the context of property graphs. The approach works just as well with typical, simple vertex and edge ids as it does with the compound keys in the above example. Note also that although this example finds a co-span and computes a pushout, it can easily

be re-phrased to find a pair of parallel morphisms and compute a co-equalizer [2].

### 7.3 Migrating APGs

As was the case with integrating APGs, to migrate APGs and their morphisms from one schema to another we must work with a category other than APG. We begin by describing an example of the kind of APG morphism that is too general to migrate. Because an APG  $G$  is a functor from the category CD with four objects,  $\mathcal{T}, \mathcal{V}, \mathcal{L}, \mathcal{E}$ , four generating morphisms,  $\tau, \lambda, \sigma, v$ , and one generating equation,  $\tau \circ v = \sigma \circ \lambda$ , to Set, the category of sets and functions, we may speak of a natural transformation  $h : G_1 \rightarrow G_2$  from APG  $G_1$  to APG  $G_2$ , which consists of a function  $h_{\mathcal{T}} : G_1(\mathcal{T}) \rightarrow G_2(\mathcal{T})$ , a function  $h_{\mathcal{V}} : G_1(\mathcal{V}) \rightarrow G_2(\mathcal{V})$ , a function  $h_{\mathcal{L}} : G_1(\mathcal{L}) \rightarrow G_2(\mathcal{L})$ , and a function  $h_{\mathcal{E}} : G_1(\mathcal{E}) \rightarrow G_2(\mathcal{E})$ , such that the following diagram commutes:

$$\begin{array}{ccccc}
 & & h_{\mathcal{E}} & & h_{\mathcal{L}} \\
 & & \curvearrowright & & \curvearrowleft \\
 G_1(\mathcal{E}) & \xrightarrow{G_1(\lambda)} & G_1(\mathcal{L}) & \xrightarrow{G_2(\lambda)} & G_2(\mathcal{L}) \\
 \downarrow G_1(v) & & \downarrow G_1(\sigma) & & \downarrow G_2(\sigma) \\
 G_1(\mathcal{V}) & \xrightarrow{G_1(\tau)} & G_1(\mathcal{T}) & \xrightarrow{G_2(\tau)} & G_2(\mathcal{T}) \\
 & & h_{\mathcal{V}} & & h_{\mathcal{T}} \\
 & & \curvearrowleft & & \curvearrowright
 \end{array}$$

We might expect an APG morphism  $h : G_1 \rightarrow G_2$  to induce a natural transformation of the functors for  $G_1$  and  $G_2$ , but this is not so; APG morphisms need not be natural transformations because they need not be natural on  $v$  or  $\sigma$  or  $\tau$ , only  $\lambda$ :

**PROPOSITION 7.3.** *APGs and their natural transformations form a category, APG-NT. The set of morphisms in this category is a proper subset of the set of morphisms of APG.*

**PROOF.** For example, set  $G_1(\mathcal{E}) := G_2(\mathcal{E}) := \{\}$ ,  $G_1(\mathcal{L}) := G_2(\mathcal{L}) := \{l\}$ ,  $G_1(\sigma)(l) := 1$ , and  $G_2(\sigma)(l) := 0$ ; and observe that  $G_2(\sigma)(h_{\lambda}(l)) = 0 \neq 1 = h_{\lambda}(G_1(\sigma)(l))$ .  $\square$

In this section, we will require naturality of all four of  $v, \sigma, \tau$ , and  $\lambda$ , making our APG morphisms into natural transformations and allowing the theories of sketches [15] and functorial data migration [27] to apply. Naturality of  $\tau$  follows from the others, and all APG morphism are  $\lambda$ -natural, so technically we will only assume two new naturality conditions. Note that what we are calling a natural transformation, a reader versed in algebra might call a *homomorphism*; hence, one insight provided by category theory is that the correct notion of structure preserving map to use for APGs depends on what APGs are being used for (integration, migration, etc).

Although thinking of APGs as functors  $\text{CD} \rightarrow \text{Set}$  is useful for stating the naturality condition APG morphisms satisfy in this section, for the purposes of actually doing migrations it is usually more useful to replace CD with a larger (in fact, infinite) category constructed as follows. Let  $S$  be an APG schema over labels  $L$ . The category  $C_S$  is defined as the free bi-cartesian category [4] generated by labels  $L$  and base types  $\mathbb{P}$  and morphisms  $\phi_l : L \rightarrow S(L)$  for every  $l$  in  $L$ .

**THEOREM 7.4.** *For each schema  $S$ , every APG  $G$  with  $G(\sigma) = S$  induces a bi-cartesian functor  $\mathcal{G} : C_S \rightarrow \text{Set}$  by setting  $\mathcal{G}(t) := G(\tau)(t)$ . Similarly, every  $\sigma$ -preserving and  $v$ -natural APG morphism  $h : G_1 \rightarrow G_2$  induces a natural transformation between  $\mathcal{G}_1$  and  $\mathcal{G}_2$ . These APGs and morphisms form a category,  $S$ -APG, with co-products and an initial object.*

**PROOF.** In Coq. The constructions are inherited from APG.  $\square$

This theorem allows us to change the schema of an APG, and to migrate APGs onto data models besides APG, as follows. Because an APG  $G$  on schema  $S$  induces a functor  $C_S \rightarrow \text{Set}$ , if we are given a category  $C$  and functor  $F : C \rightarrow C_S$  then we may define a Set-valued functor  $\Delta_F(G)$  via pre-composition with  $F$ :

$$\begin{array}{ccc}
 C & \xrightarrow{F} & C_S \xrightarrow{G} \text{Set} \\
 & \searrow & \uparrow \\
 & & \Delta_F(G) := G \circ F
 \end{array}$$

In practice, we will usually want to restrict to those  $F$  that preserve base types and values [27]. In the case where  $C = C_T$  for some APG schema  $T$ , then  $\Delta_F(G)$  corresponds to a projection of  $G$  onto another APG schema  $T$ . When  $C$  is not an APG schema, we may still interpret  $\Delta_F(G)$  as an algebraic database in the sense of [27] and a sketch in the sense of [15], providing immediate connections to SQL, RDF, and other data models. Dually, we may consider bi-cartesian functors out of  $C_S$ .

Because equality in  $C_S$  is decidable [4], when  $C$  is finitely-presented we can check that  $F : C \rightarrow C_S$  is indeed a functor and not merely an assignment of objects to objects and morphisms to morphisms. In particular, this means that we can check if mappings from SQL schemas in *categorical normal form* [27] into APG schemas preserve foreign key constraints, providing a guarantee that an APG can be migrated to a SQL schema via  $\Delta_F$  without referential integrity violations. More generally, we can check that arbitrary equational constraints will hold in our materialized SQL database.

Note that  $\Delta_F$  is functorial, meaning that given a morphism of APGs  $h : G_1 \rightarrow G_2$ , we obtain a morphism of APGs  $\Delta_F(h) : \Delta_F(G_1) \rightarrow \Delta_F(G_2)$ . In other words,  $\Delta_F$  is a functor from the category of bi-cartesian functors  $C_S \rightarrow \text{Set}$  to the category of functors  $C \rightarrow \text{Set}$  [27]. It is called the model reduct functor in the theory of institutions [21]. It may or may not have left or right *adjoints* (weak inverses [2]), called  $\Sigma_F$  and  $\Pi_F$ , respectively, in the sense that although functorial data migration [27] allows us to compute functors  $\Sigma_F(J) : C_S \rightarrow \text{Set}$  and  $\Pi_F(J) : C_S \rightarrow \text{Set}$  from any functor  $J : C \rightarrow \text{Set}$ , a priori  $\Sigma_F(J)$  and  $\Pi_F(J)$  need not be bi-cartesian and hence need not correspond to APGs. An APG-centric study of  $\Delta_F, \Sigma_F$  and  $\Pi_F$ , which are sufficient to express most traditional data migration operations [7, 27], is left for future work.

We conclude this section by defining a notion of APG *schema mapping*  $M : S \rightarrow T$  for APG schemas  $S$  and  $T$ , such that each  $M : S \rightarrow T$  induces a bi-cartesian functor  $C_S \rightarrow C_T$ . In practice, we expect this notion will be used to migrate data using  $\Delta$ , rather than functors directly. An APG *schema mapping*  $M : S \rightarrow T$  consists of a function,  $M_1$ , taking each label  $l$  in  $S$  to a type  $M(\lambda)(l)$  in  $T$ , and a function,  $M_2$ , taking each label  $l$  in  $S$  to a morphism  $M_2(l) : M_1(l) \rightarrow \diamond^{M_1}(S(l))$  in  $C_T$ , where  $\diamond^{M_1}(S(l))$  indicates the result of replacing each label  $l'$  with  $M_1(l')$  in the type  $S(l)$ ; the operation  $\diamond$  is simply structural recursion (“fold”) and is defined in

section 4. To write these morphisms in  $C_T$  we extend our definition of term to include variables  $x$ , pair projections, case analysis, and “de-referencing” along the morphisms  $\phi_l$  of  $C_T$ :

$$\begin{aligned}
v : t ::= & \dots \mid x_t : t \mid \phi(v : l) : T(l) \\
& \mid \text{fst}(v : t_1 \times t_2) : t_1 \mid \text{snd}(v : t_1 \times t_2) : t_2 \\
& \mid \text{case } v : t_1 + t_2 \text{ of } \lambda x_1 : x_1.v_1 : t \mid \lambda x_2 : t_2.v_2 : t_2 : t \\
& \mid \text{abort}_t(v : 0) : t
\end{aligned}$$

as well as the usual axioms for product and co-products, where  $[x \mapsto v]$  indicates capture-avoiding substitution as usual:

$$\begin{aligned}
x_1 = () \quad x_0 = x'_0 \\
\text{fst}(v_1, v_2) = v_1 \quad \text{snd}(v_1, v_2) = v_2 \quad (\text{fst}(v), \text{snd}(v)) = v \\
\text{case } v \text{ of } \lambda x_1.\text{inl}(v_1) \mid \lambda x_2.\text{inr}(v_2) = v \\
\text{case inl}(v) \text{ of } \lambda x_1.v_1 \mid \lambda x_2.v_2 = v_2[x_1 \mapsto v] \\
\text{case inr}(v) \text{ of } \lambda x_1.v_1 \mid \lambda x_2.v_2 = v_2[x_2 \mapsto v]
\end{aligned}$$

We assume without loss of generality that each bound variable in a case expression is “fresh”; i.e., does not appear outside that expression. A function  $M_2(l) : T(l) \rightarrow \diamond^{M_1}(S(l))$  can then be written as a term of type  $\diamond^{M_1}(S(l))$  that has one free variable of type  $T(l)$  and a collection of such functions determines a functor:

LEMMA 7.5. *Each schema mapping  $M : S \rightarrow T$  induces a bi-cartesian functor  $C_S \rightarrow C_T$ .*

The data migrations expressible as  $\Delta_F$  for some schema mapping  $F$  include dropping labels, duplicating labels, permuting the fields of product types, and, when we assume an equality functions, joining of labels. As a simple example, consider the schema  $S$  with one label  $l$  of type  $\text{String} \times \text{Nat} \times \text{Integer}$  and the schema  $T$  with one label  $l'$  of type  $\text{Nat} \times \text{String}$ . Then an example schema mapping  $M : S \rightarrow T$  sends  $l$  to  $l'$  and the function  $l' \rightarrow \text{String} \times \text{Nat} \times \text{Integer}$  is given by the term  $(\text{snd}(\phi(x)), \text{fst}(\phi(x)), 42)$  with one free variable  $x : \text{Nat} \times \text{String}$ . The functor  $\Delta_M$  converts APGs on  $T$  to schema  $S$  by permuting projections and adding 42.

## 8 CONCLUSION

In this paper, we have provided a sound mathematical basis for a family of data models we call algebraic property graphs, representing a bridge between heavily used graph and non-graph data models, broadening the scope of graph computing and lowering the barrier to building enterprise knowledge graphs at scale. Among many possible ways of standardizing the popular notion of a property graph, we believe the use of algebraic data types is especially promising due to their ubiquity and conceptual simplicity. In addition, the details of the relationship between algebraic property graphs and algebraic databases [27] is a promising line of future work with immediate applications in industry.

## ACKNOWLEDGMENTS

We would particularly like to thank Jan Hidders for his early contributions to this work. Jeffrey Brown, Marko A. Rodriguez, Gregory Sharp, and Henry Story provided valuable feedback on this paper, while many other individuals in the graph database community, at

Uber, and at Conexus AI have motivated and influenced our solution. David Spivak and Gregory Malecha gave valuable guidance about category theory and Coq, respectively.

## REFERENCES

- [1] Suad Alagic and Philip A. Bernstein. 2002. A Model Theory for Generic Schema Management (*DBPL '01*). Springer-Verlag, Berlin, Heidelberg, 228–246.
- [2] Steve Awodey. 2010. *Category Theory*. Oxford University Press, Inc., NY, USA.
- [3] Yves Bertot and Pierre Castran. 2010. *Interactive Theorem Proving and Program Development: Coq'Art The Calculus of Inductive Constructions* (1st ed.). Springer Publishing Company, Incorporated.
- [4] J.R.B. Cockett and R.A.G. Seely. 2001. Finite Sum-Product Logic. *Theory and Applications of Categories*, v. 8, no. 5, 2001, pp. 63–99. (2001).
- [5] World Wide Web Consortium et al. 2014. RDF 1.1 concepts and abstract syntax. (2014).
- [6] Jan Van den Bussche. 1999. Simulation of the nested relational algebra by the flat relational algebra, with an application to the complexity of evaluating powerset algebra expressions. *Theor. Comput. Sci.* 254 (1999), 363–377.
- [7] AnHai Doan, Alon Halevy, and Zachary Ives. 2012. *Principles of Data Integration* (1st ed.). Morgan Kaufmann Publishers Inc.
- [8] Marcelo P. Fiore, Roberto Di Cosmo, and Vincent Balat. 2002. Remarks on Isomorphisms in Typed Lambda Calculi with Empty and Sum Types (*LICS '02*). IEEE Computer Society, Washington, DC, USA, 147–.
- [9] Michael Fleming, Ryan Gunther, and Robert Rosebrugh. 2003. A Database of Categories. *J. Symb. Comput.* 35, 2 (Feb. 2003), 127–135.
- [10] Brendan Fong and David I. Spivak. 2019. *An Invitation to Applied Category Theory: Seven Sketches in Compositionality*. Cambridge University Press.
- [11] OWL Working Group et al. 2009. OWL 2 Web Ontology Language Document Overview: W3C Recommendation 11 December 2012. (2009).
- [12] Torsten Grust. 2003. Monad comprehensions : a versatile representation for queries. In *The Functional Approach to Data Management : Modeling, Analyzing and Integrating Heterogeneous Data*, Peter M. D. Gray (Ed.). Springer, Berlin Heidelberg, 288–311.
- [13] Olaf Hartig. 2014. Reconciliation of RDF\* and property graphs. *arXiv:1409.3288* (2014).
- [14] Borislav Jordanov. 2010. HyperGraphDB: a generalized graph database. In *International conference on web-age information management*. Springer, 25–36.
- [15] Michael Johnson, Robert Rosebrugh, and R.J. Wood. 2002. Entity-relationship-attribute designs and sketches. *Theory and Applications of Categories* 10 (3) (2002), 94–112.
- [16] Holger Knublauch and Dimitris Kontokostas. 2017. Shapes constraint language (SHACL). *W3C Candidate Recommendation* 11, 8 (2017).
- [17] Joachim Lambek and P.J. Scott. 1986. *Introduction to Higher Order Categorical Logic*. Cambridge University Press, New York, NY, USA.
- [18] Mark Levene and Alexandra Poulouvasilis. 1990. The hypernode model and its associated query language. In *Proceedings of the 5th Jerusalem Conference on Information Technology, 1990*. IEEE, 520–530.
- [19] Mark Levene and Alexandra Poulouvasilis. 1991. An object-oriented data model formalised through hypergraphs. *Data & Knowledge Engineering* 6, 3 (1991), 205–224.
- [20] Saunders Mac Lane. 2013. *Categories for the working mathematician*. Vol. 5. Springer.
- [21] Frank Manola, Eric Miller, and Brian McBride. 2014. RDF 1.1 Primer. *W3C Working Group Note, February 25* (2014).
- [22] Antonio et al Messina. 2017. BioGrakn: a knowledge graph-based semantic database for biomedical sciences. In *Conference on Complex, Intelligent, and Software Intensive Systems*. Springer, 299–309.
- [23] Bartosz Milewski. 2018. *Category theory for programmers*. Bartosz Milewski.
- [24] John C. Mitchell. 1996. *Foundations of Programming Languages*. MIT Press, MA, USA.
- [25] Marko A. Rodriguez and Peter Neubauer. 2010. Constructions from dots and lines. *Bulletin of the American Society for Information Science and Technology* 36, 6 (2010), 35–41.
- [26] Gabriel Scherer. 2017. Deciding Equivalence with Sums and the Empty Type (*POPL 2017*). ACM, New York, NY, USA, 374–386.
- [27] Patrick Schultz, David I. Spivak, and Ryan Wisnesky. 2017. Algebraic Model Management: A Survey. In *Recent Trends in Algebraic Development Techniques*. Springer International Publishing, 56–69.
- [28] Patrick Schultz and Ryan Wisnesky. 2017. Algebraic data integration. *Journal of Functional Programming* 27 (2017), e24.