

Global Locality in Event Extraction

Elaheh ShafieiBavani, Antonio Jimeno Yepes, Xu Zhong

IBM Research

Abstract

Due to the exponential growth of biomedical literature, event and relation extraction are important tasks in biomedical text mining. Most work in relation extraction detect a single entity pair mention on a short span of text, which is not ideal due to long sentences that appear in biomedical contexts. We propose an approach to both event and relation extraction, for simultaneously predicting relationships between all mention pairs in a text. Our model includes a set of multi-head attentions and convolutions, an adaptation of the transformer architecture, which offers self-attention the ability to strengthen dependencies among related elements, and models the interaction between features extracted by multiple attention heads. Experiment results demonstrate that our approach outperforms the state-of-the-art on a set of benchmark biomedical corpora including BioNLP 2009, 2011, 2013 and BioCreative 2017 shared tasks.

Introduction

Event and relation extraction has become a key research topic in natural language processing with a variety of practical applications especially in the biomedical domain, where information is retrieved from massive document sets, such as scientific literature and patient records. This information contains the interactions between named entities such as protein-protein, drug-drug, chemical-disease interactions, and more complex events. Relation and event extraction methods are widely used to extract this information.

Relations are usually described as typed, sometimes directed, pairwise links between defined named entities (Björne et al. 2009). Event extraction differs from relation extraction in a sense that an event has an annotated trigger word (e.g., a verb), and could be an argument of other events to connect more than two entities. Event extraction is a more complicated task compared to relation extraction due to the tendency of events to capture the semantics of texts. For better clarity, Figure 1 shows an example from the GE11 shared task corpus that includes two nested events.

Recently, deep neural network models obtain state-of-the-art performance for event and relation extraction. Two major neural network architectures for this purpose include the Convolutional Neural Networks (CNNs) (Santos, Xiang, and Zhou 2015; Zeng et al. 2015) and Recurrent Neural

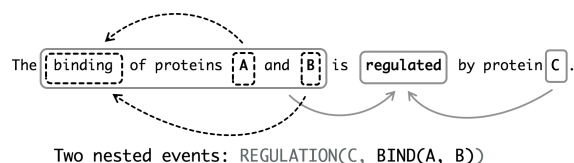


Figure 1: Example of nested events from GE11 shared task

Networks (RNNs) (Mallory et al. 2015; Verga et al. 2015; Zhou et al. 2016). While CNNs can capture the local features based on the convolution operations and are more suitable for addressing short sentence sequences, RNNs are good at learning long-term dependency features, which are considered more suitable for dealing with long sentences. Therefore, combining the advantages of both models is the key point for improving biomedical event and relation extraction performance (Zhang et al. 2018).

However, encoding long sequences to incorporate long-distance context is very expensive in RNN networks (Verga, Strubell, and McCallum 2018) due to their computational dependence on the length of the sequence. In addition, computations could not be parallelized since each tokens representation requires as input the representation of its previous token. In contrast, CNNs can be executed entirely in parallel across the sequence, and have shown outstanding performance in event and relation extraction (Björne and Salakoski 2018). However, the amount of context incorporated into a single tokens representation is limited by the depth of the network, and very deep networks can be difficult to learn (Hochreiter 1998).

To address these problems, self-attention networks (Parikh et al. 2016; Lin et al. 2017) come into play. They have shown promising empirical results in various natural language processing tasks, such as information extraction (Verga, Strubell, and McCallum 2018), machine translation (Vaswani et al. 2017) and natural language inference (Shen et al. 2018). One of their strengths lies in their high parallelization in computation and flexibility in modeling dependencies regardless of distance by explicitly attending to all the elements. In addition, their performance can be improved by multi-head attention (Vaswani et al. 2017), which projects the input sequence into multiple subspaces and applies attention to the representation in each subspace.

In this paper, we propose a new neural network model that combines multi-head attention mechanisms with a set of convolutions to provide global locality in biomedical event and relation extraction. Convolutions capture the local structure of text, while the self-attention learns the global interaction between each pair of words. Hence, our approach models locality for self-attention while the interactions between features are learned by multi-head attentions. The experiment results over the biomedical benchmark corpora show that providing global locality outperforms existing state-of-the-art for biomedical event and relation extraction. The proposed architecture is shown in Figure 2.

Conducting a set of experiments over the corpora of the shared tasks for BioNLP 2009, 2011 and 2013, and BioCreative 2017, we compare the performance of our model with the best-performing system (TEES) (Björne and Salakoski 2018) in the shared tasks. The results we achieve via precision, recall, and F-score demonstrate that our model obtains the state-of-the-art performance. We also assess three variants of our model and elaborate on the results further in the experiments.

The rest of the paper is organized as follows. Section Background summarizes the background. The experiment data, and the proposed approach are explained in Sections Data and Model respectively. Section Experiments and Results explains the experiments and discusses the achieved results. Finally, Section Conclusion summarizes the findings of the paper and presents future work.

Background

Biomedical event and relation extraction have been developed thanks to the contribution of corpora generated for community shared tasks (Kim et al. 2009; Kim et al. 2011; Nédellec et al. 2013; Segura Bedmar, Martínez, and Sánchez Cisneros 2011; Segura Bedmar, Martínez, and Herero Zazo 2013; Krallinger et al. 2017). In these tasks, relevant biomedical entities such as gene, proteins and chemicals are given and the information extraction methods aim to identify relations and events within a sentence span.

A variety of methods have been evaluated on these tasks, which range from rule based methods to more complex machine learning methods, either supported by shallow or deep learning approaches. Some of the deep learning based methods include CNNs (Björne and Salakoski 2018; Santos, Xiang, and Zhou 2015; Zeng et al. 2015) and RNNs (Li et al. 2019; Mallory et al. 2015; Verga et al. 2015; Zhou et al. 2016). CNNs will identify local context relations while their performance may suffer when entities need to be identified in a broader context. On the other hand, RNNs are difficult to parallelize while they do not fully solve the long dependency problem (Verga, Strubell, and McCallum 2018). Moreover, such approaches are proposed for relation extraction, but not to extract nested events. In this work, we intend to improve over existing methods. We combine a set of parallel multi-head attentions with a set of 1D convolutions to provide global locality in biomedical event and relation extraction. Our approach models locality for self-attention while the interactions between features are learned by multi-head attentions. We evaluate our model on data from the

shared tasks for BioNLP 2009, 2011 and 2013, and BioCreative 2017.

The BioNLP Event Extraction tasks provide the most complex corpora with often large sets of event types and at times relatively small corpus sizes. Our proposed approach achieves the higher performance on the GE09, GE11, EPI11, ID11, REL11, GE13, CG13 and PC13 BioNLP Shared Task corpora, compared to the top performing system (TEES) (Björne and Salakoski 2018) in these tasks. Since the annotations for the test sets of the BioNLP Shared Task corpora are not provided, we uploaded our predictions to the task organizers servers for evaluation.

The CHEMPROT corpus in the BioCreative VI Chemical-Protein relation extraction task (CP17) also provides a standard comparison with current methods in relation extraction. The CHEMPROT corpus is relatively large compared to its low number of five relation types. Our model also outperforms the best-performing system (TEES) (Björne and Salakoski 2018) in this task.

Data

We develop and evaluate our approach on a number of event and relation extraction corpora. These corpora originate from three BioNLP Shared Tasks (Kim et al. 2009; Björne and Salakoski 2011; Nédellec et al. 2013) and the recent BioCreative VI ChemicalProtein relation extraction task (Krallinger et al. 2017). The BioNLP corpora cover various domains of molecular biology and provide the most complex event annotations. The BioCreative corpora uses pairwise relation annotations. Table 1 shows information about the utilized corpora.

Corpus	Domain	E	I	S
GE09	Molecular Biology	10	6	11380
GE11	Molecular Biology	10	6	14958
EPI11	Epigenetics and PTM:s	16	6	11772
ID11	Infection Diseases	11	7	5118
REL11	Entity Relations	1	2	11351
GE13	Molecular Biology	15	6	8369
CG13	Cancer Genetics	42	9	5938
PC13	Pathway Curation	24	9	5040
CP17	Chemical-Protein Int.	-	5	24594

Table 1: Information about the domain, number of event and entity types (E), number of event argument and relation types (I), and number of sentences (S), related to the corpora of the biomedical shared tasks

For further analysis and experiments, we also used the AMIA gene-mutation corpus available in (Jimeno Yepes et al. 2018). The training/testing sets contain 2656/385 mentions of mutations and 2799/280 of genes/proteins and 1617/130 relations between genes and mutations. We extracted about 30% of the training set as the validation set.

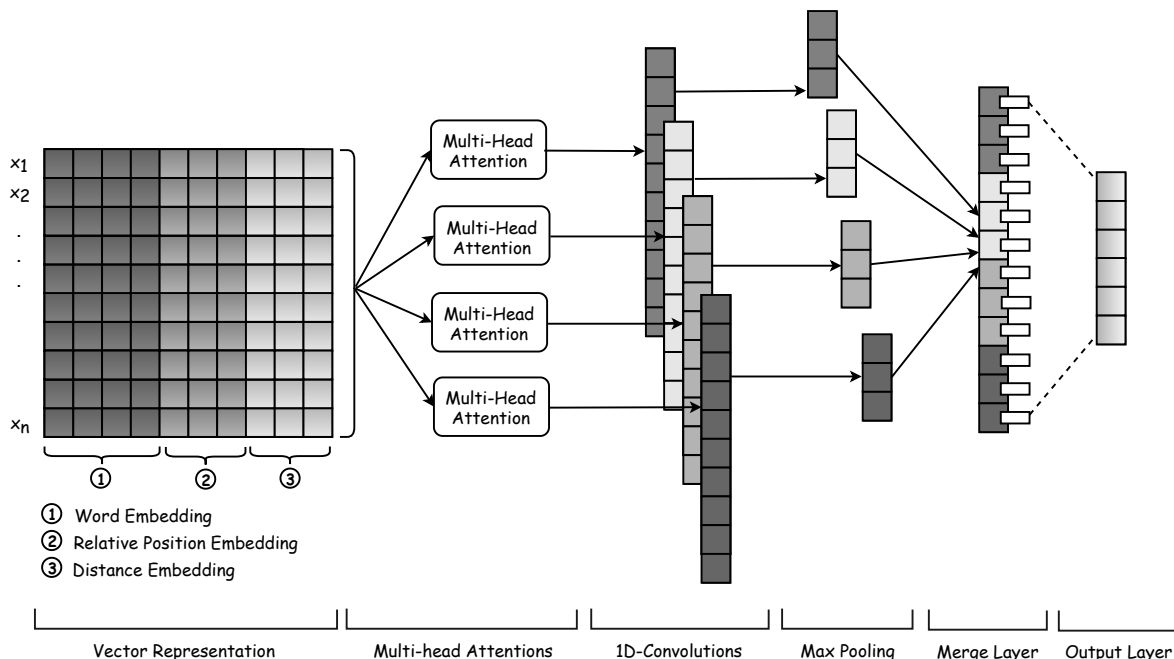


Figure 2: Our model architecture for biomedical event and relation extraction: The embedding vectors are merged together before the multi-head attention and convolution layers. The global max pooling is then applied to the results of these operations. Finally, the output layer shows the predicted labels.

Model

We propose an efficient biomedical event extraction model that is mainly built upon multi-head attentions to learn the global interactions between each pair of tokens; and convolutions to provide locality. The proposed neural network architecture consists of 4 parallel multi-head attentions followed by a set of 1D convolutions with window sizes 1, 3, 5 and 7. Our model attends to the most important tokens in the input features¹, and enhances the feature extraction of dependent elements across multiple heads, irrespective of their distance. Moreover, we model locality for multi-head attentions by restricting the attended tokens to local regions via convolutions.

The relation and event extraction task is modelled as a graph representation of events and relations (Björne and Salakoski 2018). Entities and event triggers are nodes, and relations and event arguments are the edges that connect them. An event is modelled as a trigger node and its set of outgoing edges. Relation and event extraction is performed through the following classification tasks: (i) Entity and Trigger Detection, which is a NER task where entities and event triggers in a sentence span are detected to generate the graph nodes; (ii) Relation and Event Detection, where relations and event arguments are predicted for all valid pairs of entity and trigger nodes to create the graph edges; (iii) Event Duplication, where each event is classified as an event

¹We choose different embeddings for each task/dataset to be in line with TEES.

or a negative which causes unmerging in the graph²; (iv) Modifier Detection, in which event modality (speculation or negation) is detected. In relation extraction tasks where entities are given, only the second classification task is partially used.

The same network architecture is used for all four classification tasks, with the number of predicted labels changing between tasks.

Inputs

The input is modelled in the context of a sentence window, centered around the target entity, relation or event. The sentence is modelled as a linear sequence of word tokens. Following the work in (Björne and Salakoski 2018), we use a set of embedding vectors as the input features, where each unique word token is mapped to the relevant vector space embeddings. We use the pre-trained 200-dimensional word2vec vectors (Mikolov et al. 2013) induced on a combination of the English Wikipedia and the millions of biomedical research articles from PubMed and PubMed Central (Moen and Ananiadou 2013), along with the 8-dimensional embeddings of relative positions, and distances learned from the input corpus. Following the work in (Zeng et al. 2014), we use Distance features, where the relative distances to tokens of interest are mapped to their own vectors. We also consider Relative Position features to identify the locations and roles (i.e., entities, event triggers, and arguments) of tokens in the classified structure. Finally, these embeddings

²Since events are n-ary relations, event nodes may overlap.

with their learned weights³ are concatenated together to shape an n-dimensional vector e_i for each word token. This merged input sequence is then processed by a set of parallel multi-head attentions followed by convolutional layers.

Multi-head Attention

Self-attention networks produce representations by applying attention to each pair of tokens from the input sequence, regardless of their distance. According to the previous work (Vaswani et al. 2017), multi-head attention applies self-attention multiple times over the same inputs using separately normalized parameters (attention heads) and combines the results, as an alternative to applying one pass of attention with more parameters. The intuition behind this modeling decision is that dividing the attention into multiple heads make it easier for the model to learn to attend to different types of relevant information with each head. The self-attention updates input embeddings e_i by performing a weighted sum over all tokens in the sequence, weighted by their importance for modeling token i . Given an input sequence $E = \{e_1, \dots, e_I\} \in \mathbb{R}^{I \times d}$, the model first projects each input to a key k , value v , and query q , using separate affine transformations with ReLU activations (Glorot, Bor-des, and Bengio 2011). Here, k , v , and q are each in $\mathbb{R}^{\frac{d}{H}}$, where d indicates the hidden size, and H is the number of heads. The attention weights a_{ij}^h for head h between tokens i and j are computed using scaled dot-product attention:

$$a_{ij}^h = \sigma\left(\frac{q_i^h \cdot k_j^h}{\sqrt{d}}\right) \quad (1)$$

$$o_i^h = \sum_j v_j^h \odot s_{ij}^h$$

where o_i^h is the output of the attention head h . \odot denotes element-wise multiplication and σ indicates a softmax along the j th dimension. The scaled attention is meant to aid optimization by flattening the softmax and better distributing the gradients (Vaswani et al. 2017). The outputs of the individual attention heads are concatenated into o_i as: $o_i = [o_i^1; \dots; o_i^H]$. Herein, all layers use residual connections between the output of the multi-headed attention and its input. Layer normalization, $LN(\cdot)$, (Lei Ba, Kiros, and Hinton 2016) is then applied to the output: $m_i = LN(e_i + o_i)$. The multi-head attention layer uses a softmax activation function.

Convolutions

The multi-head attentions are then followed by a set of parallel 1D convolutions with window sizes 1, 3, 5 and 7. Adding these explicit n-gram modelings helps the model to learn to attend to local features. Our convolutions use ReLU activation function. We use $C(\cdot)$ to denote a convolutional operator. The convolutional portion of the model is given by:

$$c_i = ReLU(C(m_i)) \quad (2)$$

³The only exception is for the word vectors, where the original weights are used to provide generalization to words outside the tasks training corpus.

Global max pooling is then applied to each 1D convolution and the resulting features are merged together into an output vector.

Classification

Finally, the output layer performs the classification, where each label is represented by one neuron. The classification layer uses sigmoid activation function. Classification is performed as multilabel classification where each example may have zero, one or multiple positive labels.

We use the *adam optimizer* with *binary crossentropy* and a learning rate of 0.001. Dropout of 0.1 is also applied at two steps of merging input features and global max pooling to provide generalization.

Experiments and Results

We have conducted a set of experiments to evaluate our proposed approach over the benchmark biomedical corpora. In addition to evaluating our main model (4MHA-4CNN), we have evaluated the performance of three variants of our proposed approach: (i) 4MHA: In this network, 4 parallel multi-head attentions apply self-attention multiple times over the input features; (ii) 1MHA: In this network, only 1 multi-head attention applies self-attention to the input features; (iii) 4CNN-4MHA: In this network, multiple self-attentions are applied to the input features via a set of 1D convolutions⁴. The 4CNN architecture matches the configuration used by TEES (Björne and Salakoski 2018), which is composed of four 1D convolutions with window sizes 1, 3, 5 and 7. In our models and the TEES configuration we used in our experiments, we set the number of filters for the convolutions to 64. The number of heads for multi-head attentions is also set to 8. The reported results of TEES are achieved by running their out-of-the-box system for different tasks.

Since training a single model can be prone to overfitting if the validation set is too small (Björne and Salakoski 2018), we use mixed 5 model ensemble, which takes 5-best models (out of 20), ranked with micro-averaged F-score on randomized train/validation set split, and considers their averaged predictions. These ensemble predictions are calculated for each label as the average of all the models predicted confidence scores. Precision, recall, and F-score of the proposed approach and its variants are compared to TEES in Table 2. Our model (4MHA-4CNN) obtains the state-of-the-art results compared to those of the top performing system (TEES) in different shared tasks: the BioNLP (GE09, GE11, EPI11, ID11, REL11, GE13, CG13, PC13), BioCreative (CP17), and the AMIA dataset.

Analyzing the results, we observe that the proposed 4MHA-4CNN model has the best F-score in the majority of datasets except for EPI11, ID11 and CG13, where the proposed MHA models (i.e., 1MHA and 4MHA) have the best F-score and recall. These tasks are related to epigenetics and post-translational modifications (EPI11), infection diseases (ID11) and cancer genetics (CG13), where events typically require long dependencies in most of the cases. It explains

⁴We also conducted experiments with 1CNN-1MHA and 1MHA-1CNN, which are excluded due to the poor performance.

Task	Precision	Recall	F-score	Approach
GE09	<u>65.73</u>	44.72	53.23	TEES 4CNN
	65.01	46.83	54.44	Proposed 4MHA
	64.37	45.19	53.10	Proposed 1MHA
	61.99	45.51	52.48	Proposed 4CNN-4MHA
	65.98	<u>45.60</u>	<u>53.93</u>	Proposed 4MHA-4CNN
GE11	66.09	46.62	54.68	TEES 4CNN
	66.19	<u>48.67</u>	<u>56.09</u>	Proposed 4MHA
	<u>66.26</u>	48.60	56.07	Proposed 1MHA
	67.07	47.61	55.69	Proposed 4CNN-4MHA
	66.12	49.34	56.51	Proposed 4MHA-4CNN
EPI11	63.31	46.73	53.78	TEES 4CNN
	63.71	50.73	<u>56.48</u>	Proposed 4MHA
	66.38	<u>49.85</u>	56.94	Proposed 1MHA
	63.60	45.72	53.20	Proposed 4CNN-4MHA
	<u>65.43</u>	48.55	55.74	Proposed 4MHA-4CNN
ID11	<u>70.14</u>	44.36	54.35	TEES 4CNN
	66.63	48.65	<u>56.24</u>	Proposed 4MHA
	71.64	<u>46.99</u>	56.75	Proposed 1MHA
	68.92	41.04	51.44	Proposed 4CNN-4MHA
	69.05	44.91	54.43	Proposed 4MHA-4CNN
REL11	71.26	62.37	66.52	TEES 4CNN
	<u>71.56</u>	63.78	<u>67.45</u>	Proposed 4MHA
	68.55	<u>64.39</u>	66.40	Proposed 1MHA
	71.02	55.53	62.33	Proposed 4CNN-4MHA
	71.91	65.39	68.50	Proposed 4MHA-4CNN
GE13	62.22	39.96	<u>48.66</u>	TEES 4CNN
	<u>60.68</u>	40.35	48.47	Proposed 4MHA
	60.21	<u>40.75</u>	48.60	Proposed 1MHA
	58.14	37.66	45.71	Proposed 4CNN-4MHA
	59.76	41.65	49.09	Proposed 4MHA-4CNN
CG13	66.08	49.05	56.30	TEES 4CNN
	<u>65.92</u>	53.50	59.06	Proposed 4MHA
	67.02	<u>52.49</u>	<u>58.87</u>	Proposed 1MHA
	61.91	48.02	54.09	Proposed 4CNN-4MHA
	65.47	51.71	57.78	Proposed 4MHA-4CNN
PC13	63.49	43.37	51.54	TEES 4CNN
	59.45	49.90	<u>54.26</u>	Proposed 4MHA
	<u>60.64</u>	47.25	53.11	Proposed 1MHA
	57.61	43.23	49.39	Proposed 4CNN-4MHA
	60.51	<u>49.43</u>	54.41	Proposed 4MHA-4CNN
CP17	74.0	47.0	58.0	TEES 4CNN
	72.0	53.0	61.0	Proposed 4MHA
	72.0	<u>52.0</u>	60.0	Proposed 1MHA
	74.0	45.0	56.0	Proposed 4CNN-4MHA
	73.0	52.0	61.0	Proposed 4MHA-4CNN
AMIA	84.4	87.5	85.9	TEES 4CNN
	83.7	88.5	86.0	Proposed 4MHA
	<u>85.1</u>	<u>89.5</u>	<u>87.3</u>	Proposed 1MHA
	85.0	89.0	87.0	Proposed 4CNN-4MHA
	85.2	90.1	87.5	Proposed 4MHA-4CNN

Table 2: Precision, Recall and F-score, measured on the corpora of various shared tasks for our models, and state-of-the-art. The first and second highest scores for each task are bolded and highlighted, respectively. All the results are evaluated using the official evaluation program/server of each task.

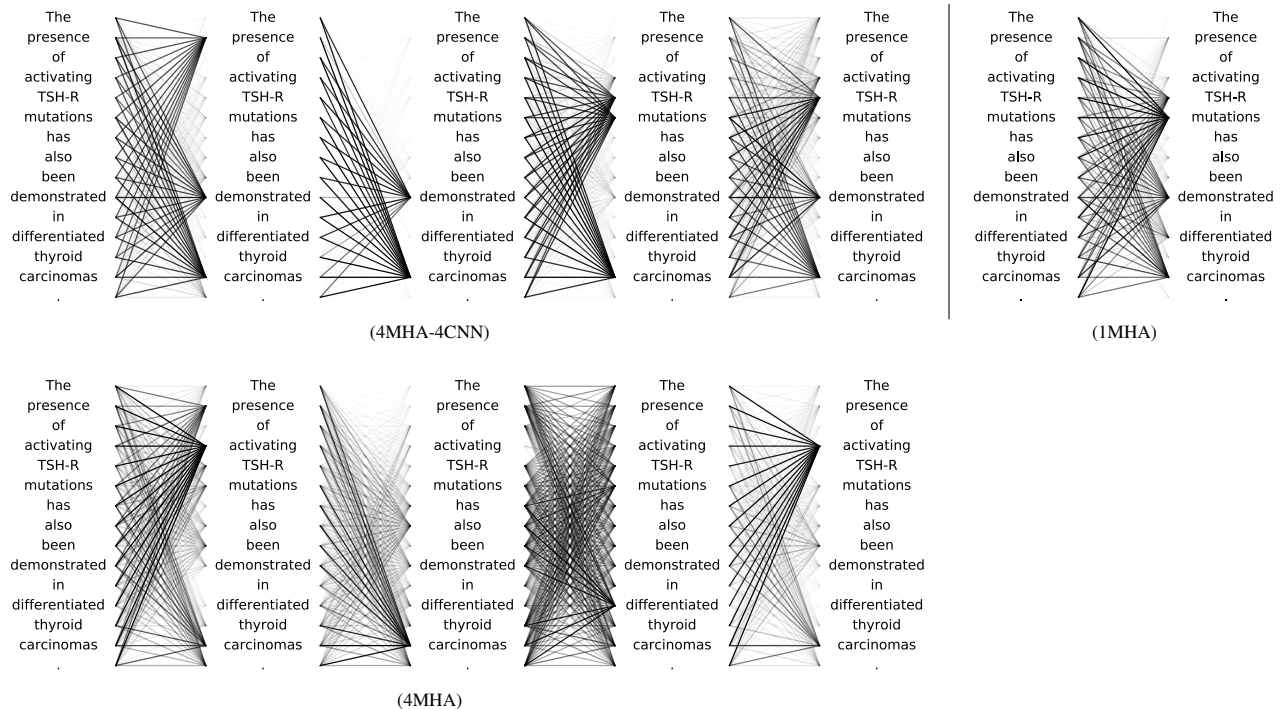


Figure 3: Visualization of multi-head attention in different architectures

why the MHA alone models are better than when combined with convolutions. The F-scores achieved by 4MHA-4CNN and 4MHA models on GE09 dataset are also very close. In many cases, when using the configurations in which MHA is applied to the input features, both precision and recall are better compared to other configurations. Moreover, having four parallel MHAs applied to the input features outperforms 1MHA and the other potential variants⁵.

In terms of precision, the advantage of applying 4CNN versus 4MHA to the merged input features depends on the dataset. Only on PC13, the precision when using 4CNN on the merged input features is much higher compared to other configurations, but the recall is significantly lower.

The proposed 4MHA-4CNN model has also good recall, except for EPI11, ID11, and CG13, where 4MHA is better. As mentioned before, the addition of convolutions after the multi-head attentions might be less useful in these three sets, since sentences in these topics describe interactions for which long context dependencies are present.

Overall, our observations support the hypothesis that higher recall/F-score is obtained in configurations in which 4MHA is applied first to the merged input features, where convolutions are not as convenient as multi-head attention to deal with long dependencies.

⁵The experiment with 8MHA, and multiple MHAs one after the other on the whole sequence are excluded from the paper due to the poor performance.

Discussion

Besides improving the previous state-of-the-art, the results indicate that combining multi-head attention with convolution provides an effective performance compared to individual components. Among the variants of our model, 4MHA also outperforms TEES over all the shared tasks reported in Table 2. Even though convolutions are quite effective (Björne and Salakoski 2018) on their own, multi-head attentions improve their performance being able of dealing with longer dependencies.

Figure 3 shows the multi-head attention (sum of the attention of all heads) of the "relation and event detection" classification task for different proposed network architectures (4MHA-4CNN, 1MHA, and 4MHA) on a sample sentence "The presence of activating TSH-R mutations has also been demonstrated in differentiated thyroid carcinomas.". In the 4MHA and 4MHA-4CNN models, the four multi-head attention layers contribute distinctively different attentions from each other. This allows the 4MHA and 4MHA-4CNN models to independently exploit more relationships between the tokens than the 1MHA model. In addition, the convolutions make the 4MHA-4CNN model have more focused attentions on certain important tokens than the 4MHA model.

Considering the computational complexity, according to the work in (Vaswani et al. 2017), self-attention has a cost that is quadratic with the length of the sequence, while the convolution cost is quadratic with the dimensionality of the data. The dimensionality of the data is typically higher compared to the length of individual sentences. Outperforming convolutions in terms of computational complexity and F-score, multi-head attention mechanisms seem to be better

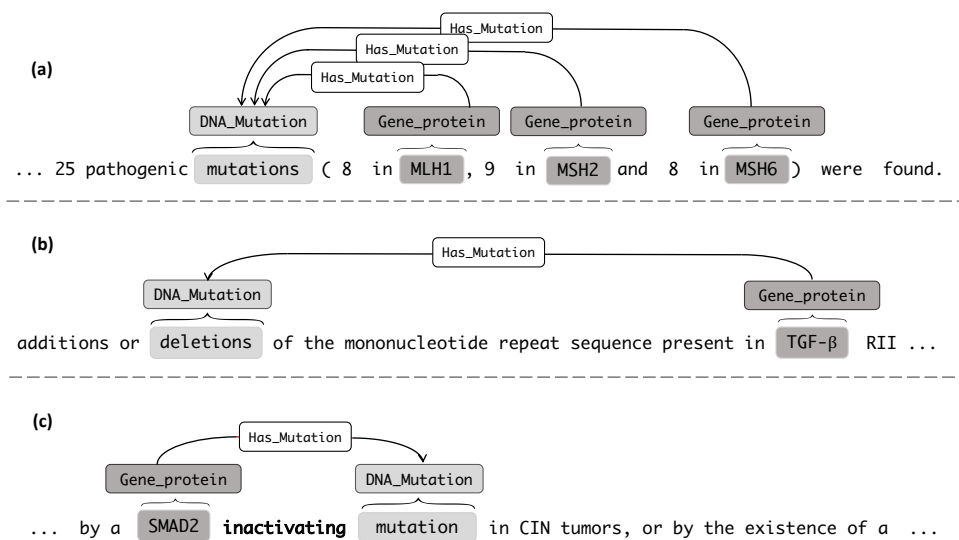


Figure 4: Error analysis of TEES and our approach over the gene-mutation AMIA dataset

suit. Although the addition of convolutions after the multi-head makes the model more expensive, the lower dimensionality of the filters reduces the cost.

Error Analysis

We have performed error analysis on the baseline system (TEES), and our approach⁶ over the gene-mutation AMIA dataset⁷, and observed the following sources of error:

Relations involving multiple entities: This is a major source of false negatives for TEES, while our approach exhibits a more robust behavior and achieves full recall. The reason would be the ability of multi-head attention to jointly attend to information from different representation subspaces at different positions (Vaswani et al. 2017). For example, in Figure 4 (a), there is a "has.mutation" relationship between the term "mutations" and the three gene-protein entities of "MLH1", "MSH2", and "MSH6". While the state-of-the-art approach only finds the relationship between the mutation and the first gene-protein (MLH1) and ignores the other two relations, our approach captures the relationships between the mutation and all three entities (MLH1, MSH2, and MSH6).

Long-distance relations: TEES also seems to have difficulty in annotating long-distance relations, as in the missed relation between "deletions" and "TGF- β " in Figure 4 (b), which is perfectly captured by our approach. It lies in the ability of multi-head attention to capture long distance dependencies.

⁶We consider the same configuration for the convolutions in both TEES and our approach.

⁷We only use this dataset for error analysis due to the limited access to the gold set of other datasets. Hence, this error analysis only covers relation extraction.

Negative or speculative contexts: With regards to the false positives for TEES that do not affect our system, the handling of speculative or negative language seems to be problematic. For instance, as depicted in Figure 4 (c), TEES incorrectly captures the relation between "mutation" and "SMAD2", despite the negative cue, such as "inactivating". Even though our approach correctly ignores this false positive in short distance, it still captures speculative long dependencies. Hence, a natural extension of our work would be resolving this issue in long contexts.

Conclusion

We have proposed a novel architecture based on multi-head attention and convolutions, which deals with the long dependencies typical of biomedical literature. The results show that this architecture outperforms state-of-the-art on existing biomedical information extraction corpora. While multi-head attention identifies long dependencies in extracting relations and events, convolutions provide an additional benefit of capturing more local relations, which improves the performance of existing approaches. The finding that CNN-before-MHA is outperformed by MHA-before-CNN is interesting and we believe that it can be used as a competitive baseline for future work.

Our ongoing work includes generalizing our findings to other (i.e., non-biomedical) information extraction tasks. Current work is focused on event and relation extraction from a single short/long sentence, we would like to conduct experiments over additional contents to explore the behaviour of our model across sentence boundaries (Verga, Strubell, and McCallum 2018). Finally, we intend to extend our approach to deal with negative sentences or speculative contexts by considering more semantic linguistic features, e.g., using sense embeddings (Rothe and Schütze 2015) trained on biomedical literature.

References

- [Björne and Salakoski 2011] Björne, J., and Salakoski, T. 2011. Generalizing biomedical event extraction. In *Proceedings of the BioNLP Shared Task 2011 Workshop*, 183–191. Association for Computational Linguistics.
- [Björne and Salakoski 2018] Björne, J., and Salakoski, T. 2018. Biomedical event extraction using convolutional neural networks and dependency parsing. In *Proceedings of the BioNLP 2018 workshop*, 98–108.
- [Björne et al. 2009] Björne, J.; Heimonen, J.; Ginter, F.; Airola, A.; Pahikkala, T.; and Salakoski, T. 2009. Extracting complex biological events with rich graph-based feature sets. In *Proceedings of the Workshop on Current Trends in Biomedical Natural Language Processing: Shared Task*, 10–18. Association for Computational Linguistics.
- [Glorot, Bordes, and Bengio 2011] Glorot, X.; Bordes, A.; and Bengio, Y. 2011. Deep sparse rectifier neural networks. In *Proceedings of the fourteenth international conference on artificial intelligence and statistics*, 315–323.
- [Hochreiter 1998] Hochreiter, S. 1998. The vanishing gradient problem during learning recurrent neural nets and problem solutions. *International Journal of Uncertainty, Fuzziness and Knowledge-Based Systems* 6(02):107–116.
- [Jimeno Yepes et al. 2018] Jimeno Yepes, A.; MacKinlay, A.; Gunn, N.; Schieber, C.; Faux, N.; Downton, M.; Goudey, B.; and Martin, R. L. 2018. A hybrid approach for automated mutation annotation of the extended human mutation landscape in scientific literature. In *AMIA Annual Symposium Proceedings*, volume 2018, 616. American Medical Informatics Association.
- [Kim et al. 2009] Kim, J.-D.; Ohta, T.; Pyysalo, S.; Kano, Y.; and Tsujii, J. 2009. Overview of bionlp’09 shared task on event extraction. In *Proceedings of the Workshop on Current Trends in Biomedical Natural Language Processing: Shared Task*, 1–9. Association for Computational Linguistics.
- [Kim et al. 2011] Kim, J.-D.; Wang, Y.; Takagi, T.; and Yonezawa, A. 2011. Overview of genia event task in bionlp shared task 2011. In *Proceedings of the BioNLP Shared Task 2011 Workshop*, 7–15. Association for Computational Linguistics.
- [Krallinger et al. 2017] Krallinger, M.; Rabal, O.; Akhondi, S. A.; et al. 2017. Overview of the biocreative vi chemical-protein interaction track. In *Proceedings of the sixth BioCreative challenge evaluation workshop*, volume 1, 141–146.
- [Lei Ba, Kiros, and Hinton 2016] Lei Ba, J.; Kiros, J. R.; and Hinton, G. E. 2016. Layer normalization. *arXiv preprint arXiv:1607.06450*.
- [Li et al. 2019] Li, D.; Huang, L.; Ji, H.; and Han, J. 2019. Biomedical event extraction based on knowledge-driven tree-lstm. In *NAACL-HLT*.
- [Lin et al. 2017] Lin, Z.; Feng, M.; Santos, C. N. d.; Yu, M.; Xiang, B.; Zhou, B.; and Bengio, Y. 2017. A structured self-attentive sentence embedding. *arXiv preprint arXiv:1703.03130*.
- [Mallory et al. 2015] Mallory, E. K.; Zhang, C.; Re, C.; and Altman, R. B. 2015. Large-scale extraction of gene interactions from full-text literature using deepdive. *Bioinformatics* 32(1):106–113.
- [Mikolov et al. 2013] Mikolov, T.; Sutskever, I.; Chen, K.; Corrado, G. S.; and Dean, J. 2013. Distributed representations of words and phrases and their compositionality. In *Advances in neural information processing systems*, 3111–3119.
- [Moen and Ananiadou 2013] Moen, S., and Ananiadou, T. S. S. 2013. Distributional semantics resources for biomedical text processing. *Proceedings of LBM* 39–44.
- [Nédellec et al. 2013] Nédellec, C.; Bossy, R.; Kim, J.-D.; Kim, J.-J.; Ohta, T.; Pyysalo, S.; and Zweigenbaum, P. 2013. Overview of bionlp shared task 2013. In *Proceedings of the BioNLP Shared Task 2013 Workshop*, 1–7.
- [Parikh et al. 2016] Parikh, A. P.; Täckström, O.; Das, D.; and Uszkoreit, J. 2016. A decomposable attention model for natural language inference. *arXiv preprint arXiv:1606.01933*.
- [Rothe and Schütze 2015] Rothe, S., and Schütze, H. 2015. Autoextend: Extending word embeddings to embeddings for synsets and lexemes. *arXiv preprint arXiv:1507.01127*.
- [Santos, Xiang, and Zhou 2015] Santos, C. N. d.; Xiang, B.; and Zhou, B. 2015. Classifying relations by ranking with convolutional neural networks. *arXiv preprint arXiv:1504.06580*.
- [Segura Bedmar, Martínez, and Herrero Zazo 2013] Segura Bedmar, I.; Martínez, P.; and Herrero Zazo, M. 2013. Semeval-2013 task 9: Extraction of drug-drug interactions from biomedical texts (ddiextraction 2013). Association for Computational Linguistics.
- [Segura Bedmar, Martínez, and Sánchez Cisneros 2011] Segura Bedmar, I.; Martínez, P.; and Sánchez Cisneros, D. 2011. The 1st ddiextraction-2011 challenge task: Extraction of drug-drug interactions from biomedical texts.
- [Shen et al. 2018] Shen, T.; Zhou, T.; Long, G.; Jiang, J.; Pan, S.; and Zhang, C. 2018. Disan: Directional self-attention network for rnn/cnn-free language understanding. In *Thirty-Second AAAI Conference on Artificial Intelligence*.
- [Vaswani et al. 2017] Vaswani, A.; Shazeer, N.; Parmar, N.; Uszkoreit, J.; Jones, L.; Gomez, A. N.; Kaiser, Ł.; and Polosukhin, I. 2017. Attention is all you need. In *Advances in neural information processing systems*, 5998–6008.
- [Verga et al. 2015] Verga, P.; Belanger, D.; Strubell, E.; Roth, B.; and McCallum, A. 2015. Multilingual relation extraction using compositional universal schema. *arXiv preprint arXiv:1511.06396*.
- [Verga, Strubell, and McCallum 2018] Verga, P.; Strubell, E.; and McCallum, A. 2018. Simultaneously self-attending to all mentions for full-abstract biological relation extraction. *arXiv preprint arXiv:1802.10569*.
- [Zeng et al. 2014] Zeng, D.; Liu, K.; Lai, S.; Zhou, G.; Zhao, J.; et al. 2014. Relation classification via convolutional deep neural network.
- [Zeng et al. 2015] Zeng, D.; Liu, K.; Chen, Y.; and Zhao, J. 2015. Distant supervision for relation extraction via piecewise convolutional neural networks. In *Proceedings of the*

2015 Conference on Empirical Methods in Natural Language Processing, 1753–1762.

[Zhang et al. 2018] Zhang, Y.; Lin, H.; Yang, Z.; Wang, J.; Zhang, S.; Sun, Y.; and Yang, L. 2018. A hybrid model based on neural networks for biomedical relation extraction. *Journal of biomedical informatics* 81:83–92.

[Zhou et al. 2016] Zhou, P.; Shi, W.; Tian, J.; Qi, Z.; Li, B.; Hao, H.; and Xu, B. 2016. Attention-based bidirectional long short-term memory networks for relation classification. In *Proceedings of the 54th Annual Meeting of the Association for Computational Linguistics (Volume 2: Short Papers)*, volume 2, 207–212.