

Wasserstein Collaborative Filtering for Item Cold-start Recommendation

Yitong Meng¹, Guangyong Chen², Benben Liao², Jun Guo³ and Weiwen Liu¹

¹the Chinese University of Hong Kong

²Tencent Quantum Lab

³Tsinghua-Berkeley Shenzhen Institute

{ytmeng, wwliu}@cse.cuhk.edu.hk, {gycchen,bliao}@tencent.com, eeguojun@outlook.com

Abstract

The item cold-start problem seriously limits the recommendation performance of Collaborative Filtering (CF) methods when new items have either none or very little interactions. To solve this issue, many modern Internet applications propose to predict a new item’s interaction from the possessing contents. However, it is difficult to design and learn a map between the item’s interaction history and the corresponding contents. In this paper, we apply the Wasserstein distance to address the item cold-start problem. Given item content information, we can calculate the similarity between the interacted items and cold-start ones, so that a user’s preference on cold-start items can be inferred by minimizing the Wasserstein distance between the distributions over these two types of items. We further adopt the idea of CF and propose Wasserstein CF (WCF) to improve the recommendation performance on cold-start items. Experimental results demonstrate the superiority of WCF over state-of-the-art approaches.

1 Introduction

Recommender Systems (RSs) are extremely important nowadays to help users target their interested items among the massive amount of Internet information. Collaborative Filtering (CF) has been the most widely used recommendation technique because of its promising performance demonstrated in the KDD Cup [G. Dror and Weimer, 2012] and Netflix competition [Bell and Koren, 2007]. For a specific user, CF recommends items according to the preference of users with similar rating history. However, CF is incapable of dealing with new items without any relevant interaction history, and thus seriously suffers from the cold-start problem.

Recent studies [Saveski and Mantrach, 2014; Iman Barjasteh and Esfahanian, 2016] show that the item cold-start problem can be effectively alleviated by considering the content information of items. The item content information is widely available in modern Internet applications, such as descriptions of products in Amazon, tags of movies in IMDb, images posted in Instagram, and so on. Most successes in the item cold-start recommendation have employed a *latent*

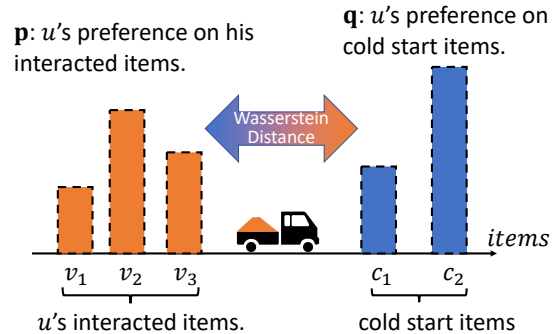


Figure 1: The Wasserstein distance between user u ’s preference on the items that he interacted with and cold start items. We model a user’s preference by a probabilistic distribution over items.

space sharing model, assuming that an item shall preserve the same low dimensional representation for its interactions and content information. These algorithms learn two individual projections, through which an item’s interaction history and content information are projected to the same point in the latent space. For a cold-start item having no interactions with users, the corresponding latent vector can be predicted from its content information. In such a way, the item-specific interactions among users can be computed based on the corresponding latent vectors.

Although the *latent space sharing* methods achieve impressive success in recommending cold-start items in various recommendation scenarios, the designing of projection functions is difficult—which is the main focus of most current research—and sometimes must be specific to applications [Van den Oord *et al.*, 2013; Wang and Wang, 2014]. Moreover, some types of content information require non-trivial projection methods, such as deep neural networks (DNNs), to learn the latent space of item contents. The high complexity of such projections further aggravates the training burden and possibly leads to over-fitting when data is small.

Instead of finding a common latent space of user-item interactions and item contents, we propose a Wasserstein Collaborative Filtering (WCF) approach to address the item cold-start problem. More specifically, we use the Wasserstein distance to measure the distance between a user’s preference on his interacted items and cold start ones. As shown in Figure 1, we define \mathbf{p} as a user’s preference on his interacted items and

his preference on cold-start items. The Wasserstein distance calculates the divergence between \mathbf{p} and \mathbf{q} given the similarity between two set of items, $\{v_1, v_2, v_3\}$ and $\{c_1, c_2\}$. Fortunately, item similarities can be extracted from the content information of items. Then the user’s preference on cold-start items can be easily solved by minimizing the Wasserstein distance. Inspired from the success achieved by CF, WCF collects preference information from many other users (collaborating) and assumes that the users’ preference has a low-rank approximation optimized with respect to a Wasserstein distance. As demonstrated empirically, WCF can further improve the performance of predicting users’ preference on cold-start items.

To the best of our knowledge, no prior work has exploited optimal transport theory for collaborative filtering. Our contributions can be summarized as follows:

- To make full use of content information of items, we propose to measure the distances among users’ preference by the Wasserstein distance.
- we propose the Wasserstein filtering (WF) approach to infer a user’s preference on cold-start items and further improve the performance by a CF technique.
- Extensive experiments on three public real-world datasets demonstrate that our proposed WCF can significantly advance the state-of-the-art methods [Wang *et al.*, 2015; Iman Barjasteh and Esfahanian, 2016; Saveski and Mantrach, 2014; Wang and Blei, 2011].

2 Backgrounds

The most popular idea for performing CF is to represent both items and users by latent vectors so that ratings can be reconstructed from them. Although numerous instantiations [He *et al.*, 2017; Liang *et al.*, 2018] of CF have been proposed in recent years, matrix factorization (MF) [Mnih and Salakhutdinov, 2007; Koren *et al.*, 2009] remains the most popular one due to its simplicity and effectiveness, and has been used for large scale recommendations of news [Das *et al.*, 2007], movies [Koren *et al.*, 2009] and products [Linden *et al.*, 2003].

Recent studies extend the MF framework for item cold-start recommendation by incorporating content information of items. The majority of methods for item cold-start recommendation employ a latent space sharing model. For example, Saveski *et al.* [2014] and Barjasteh *et al.* [2016] propose to use MF as the projection function for both interactions and item contents. LDA [Wang and Blei, 2011], CNN [Kim *et al.*, 2016], DNN[Ebesu and Fang, 2017], SDAE [Wang *et al.*, 2015; Ying *et al.*, 2016] and mDA [Li *et al.*, 2015] are proposed to learn the latent vectors of items from their textual contents. Van den Oord *et al.* [2013] and Wang *et al.* [2014] propose to use CNN to learn the latent vectors of music from their audio signals.

The Wasserstein distance, which originates from optimal transport theory [Rubner *et al.*, 1998; Levina and Bickel, 2001], is a distance metric on probabilistic space and able to leverage the information on feature space. It has been successfully applied to many applications, such as computer vision [Arjovsky *et al.*, 2017] and natural language processing



Figure 2: An illustration of problem definition.

[Kusner *et al.*, 2015; Huang *et al.*, 2016], and is attracting more and more attention in academia. Recently, dictionary learning with a Wasserstein loss has been proposed for face recognition and topic modeling [Rolet *et al.*, 2016]. However, no prior works have applied optimal transport theory to collaborative filtering, especially the cold-start problem.

3 The Proposed Model

3.1 Problem Definition

Let \mathcal{U} be a set of m users, and \mathcal{V} a set of n items which interact with the users in \mathcal{U} . For simplicity, we call items in \mathcal{V} the *interacted items*. The user-item interaction matrix is denoted by $\mathbf{R} \in \mathbb{R}^{n \times m}$ with \mathbf{R}_u as its u -th column vector, which denotes user u ’s interactions on \mathcal{V} . $\mathbf{R}_{vu} \geq 0$ is the interaction between user u and item v , which can be a rating score, number of clicks or viewing times, etc. Usually \mathbf{R} is a partially observed matrix and highly sparse. Let $\mathcal{C} = \{c_1, c_2, \dots, c_s\}$ be a set of cold-start items with no user interactions at all, and $\mathcal{C} \cap \mathcal{V} = \emptyset$. We are going to find a ranked list $\mathcal{L}_u = (c_{u_1}, c_{u_2}, \dots, c_{u_s})$ over \mathcal{C} for a user $u \in \mathcal{U}$ such that c_l ranks higher than c_r in \mathcal{L}_u if u prefers c_l over c_r . Figure 2 briefly illustrates the problem definition.

3.2 the Wasserstein Distance for User Preference

User preference representation. Let $\Sigma_n = \{\mathbf{p} \in [0, 1]^n \mid \langle \mathbf{p}, \mathbf{1} \rangle = 1\}$ denote a $(n - 1)$ -dimensional simplex. We model a user’s preference over \mathcal{V} as a probabilistic distribution $\mathbf{p} \in \Sigma_n$ on \mathcal{V} , where $\mathbf{p}(v_l) > \mathbf{p}(v_r)$ if and only if u prefers v_l more than v_r . Similarly, we model u ’s preference over \mathcal{C} as a distribution $\mathbf{q} \in \Sigma_s$ on \mathcal{C} . Traditional methods for evaluating the distances among user preference in RSs is by the Euclidean distance or cosine value of their interaction vectors. However, such methods can not utilize content information and depend heavily on “commonly rated items”. When two users interact with similar but disjoint items, such metrics tend to give a large distance value or are not applicable even if the real distance is small.

User preference distance. The Wasserstein distance incorporates the item similarity to evaluate the distance of user preference \mathbf{p} on \mathcal{V} and \mathbf{q} on \mathcal{C} . Formally, the Wasserstein Distance first defines a polytope of transportation plans between \mathbf{p} and \mathbf{q} as follows:

$$U(\mathbf{p}, \mathbf{q}) = \{\mathbf{T} \in \mathbb{R}_+^{n \times s} \mid \mathbf{T}\mathbf{1} = \mathbf{p}, \mathbf{T}^T\mathbf{1} = \mathbf{q}\}. \quad (1)$$

	<i>Spider Man</i>	<i>Bat Man</i>	<i>Titanic</i>
<i>Iron man</i>	0.15	0.1	0.9
<i>Casablanca</i>	0.8	0.95	0.05

Table 1: The utility cost matrix \mathbf{M} between $\{\textit{Spider Man}, \textit{Bat Man}, \textit{Titanic}\}$ and $\{\textit{Iron Man}, \textit{Casablanca}\}$. *Spider Man*, *Bat Man* and *Iron Man* are sci-fic, while *Titanic* and *Casablanca* are romantic. The utility costs among similar movies are smaller than those among dissimilar ones.

Then the Wasserstein distance between \mathbf{p} and \mathbf{q} is defined as:

$$W(\mathbf{p}, \mathbf{q}) := \min_{\mathbf{T} \in \mathcal{U}(\mathbf{p}, \mathbf{q})} \langle \mathbf{T}, \mathbf{M} \rangle, \quad (2)$$

where $\mathbf{M} \in \mathbb{R}_+^{n \times s}$ is the *cost matrix*, whose entry $M_{ij} = d(v_i, c_j)$ evaluates the difference between items $v_i \in \mathcal{V}$ and $c_j \in \mathcal{C}$; \mathbf{T} is called a *transport plan*. For the specific definition of \mathbf{M} , please refer to Section 5.1. It is already shown that the Wasserstein distance is a metric [Villani, 2008].

Visualization. To intuitively understand why the Wasserstein distance can measure the distances among users’ preference, we introduce the concept of *user utility*. A user’s utility is maximized when his interactions “matches” his preference. We also rename \mathbf{M} as the *utility cost matrix*, \mathbf{T} as an *exchange plan* for better understanding.

For the ease of presentation, let’s consider the example of u_0 and u_1 in Figure 3. User u_0 spends one dollar on $\{\textit{Spider Man}, \textit{Bat Man}, \textit{Titanic}\}$ according to his preference \mathbf{p}_0 , i.e., \$0.4 for *Spider Man*, \$0.5 for *Bat Man* and \$0.1 for *Titanic*. Similarly, user u_1 spends \$0.8 on *Iron Man* and \$0.2 on *Casablanca* according to his preference \mathbf{q}_1 . Now, the utility of u_0 and u_1 is maximized because their interactions, i.e. how much money they spend, matches their preference. If u_0 and u_1 are asked to exchange all movies they consumed, how would the utility of the two users be affected? Due to the difference of movies, the exchange will incur a loss of user utility. The utility cost for exchanging similar movies is smaller than exchanging dissimilar ones. Table 1 shows an example of a utility cost matrix \mathbf{M} , whose entry is the utility cost of exchanging two items. Based on \mathbf{M} , there exists an optimal exchange plan \mathbf{T} that incurs the minimum utility loss for both users. Figure 3 shows the optimal exchange plan \mathbf{T}_1^* , which is the best choice for both u_0 and u_1 . The corresponding utility loss is $\langle \mathbf{T}_1^*, \mathbf{M} \rangle = 0.18$. Thus, the smaller the minimum utility loss is, the closer the preference of the two users are.

Remark 1: The Wasserstein distance makes users who prefer similar items have a smaller distance, even if they have no commonly interacted items. As shown in figure 3, we note that the optimal exchange plan tends to exchange similar items, because exchanging similar items loses less user utility. Consequently, the distance from \mathbf{p}_0 to \mathbf{q}_1 (0.18) is significantly smaller than to \mathbf{q}_2 (0.545). This agrees with the fact that u_0 and u_1 both like science fiction movies while u_2 likes romantic ones. However, Euclidean distance and cosine can’t measure the distance between \mathbf{p}_0 and \mathbf{q}_1 properly, because u_0 and u_1 have no commonly interacted items.

Smoothed Wasserstein distance. In many cases, the linear program defined in Equation (2) does not have a unique solution, and W is not differentiable with respect to neither \mathbf{p}

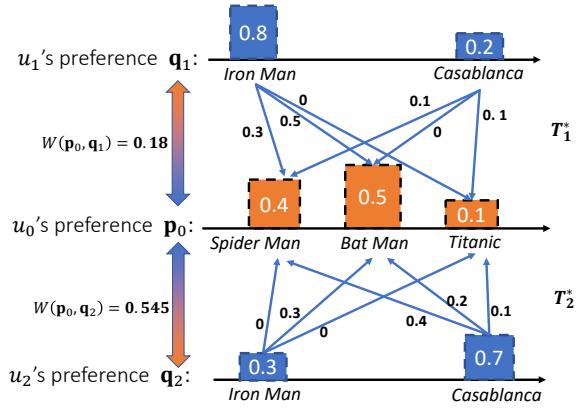


Figure 3: The components of the Wasserstein distance between \mathbf{p}_0 and \mathbf{q}_1 , \mathbf{q}_2 . The corresponding utility cost matrix \mathbf{M} is in Table 1. The one-way arrows \mathbf{T}_1^* represent the optimal exchange plan between \mathbf{p}_0 and \mathbf{q}_1 , labeled by the amount of exchange. \mathbf{T}_2^* has a similar explanation. \mathbf{T}_1^* and \mathbf{T}_2^* exhibit that items tend to replace the ones similar to themselves. For example, u_2 ’s preference on *Iron Man* (0.3) is entirely moved to *Bat Man* because *Iron Man* is most similar to *Bat Man*. Therefore, users who enjoy similar items have a smaller distance between them, which matches the fact that u_0 and u_1 both prefers sci-fic movies while u_2 prefers romantic ones.

nor \mathbf{q} . To address this problem, Cuturi [2013] proposes an entropy regularizer to (2) and gets a new objective function as,

$$W_\gamma(\mathbf{p}, \mathbf{q}) := \min_{\mathbf{T} \in \mathcal{U}(\mathbf{p}, \mathbf{q})} \langle \mathbf{T}, \mathbf{M} \rangle - \gamma h(\mathbf{T}), \quad (3)$$

where h is the entropy function $h(\mathbf{T}) := -\langle \mathbf{T}, \log \mathbf{T} \rangle$. Cuturi et al.[2016] argues that when $\gamma > 0$, equation (3) is differentiable with respect to either \mathbf{p} or \mathbf{q} .

3.3 Wasserstein Filtering

A user u ’s preference \mathbf{q}_u on the cold-start items \mathcal{C} can be inferred from his preference \mathbf{p}_u on the interacted items \mathcal{V} , because we assume a user’s taste is unchanged. This is a widely used assumption in recommendations [Saveski and Mantrach, 2014; Iman Barjasteh and Esfahanian, 2016], which makes a user preserve the same latent vector for both the interacted items and cold-start ones. In our model, this assumption is embodied as: \mathbf{p}_u and \mathbf{q}_u are the “same”. Therefore, \mathbf{q}_u can be estimated by minimizing its Wasserstein distance towards \mathbf{p}_u :

$$\hat{\mathbf{q}}_u = \arg \min_{\mathbf{q}_u \in \Sigma_s} W_\gamma(\mathbf{q}_u, \mathbf{p}_u). \quad (4)$$

\mathcal{L}_u is therefore derived by ranking the values in $\hat{\mathbf{q}}_u$. In practice, the ground truth of u ’s preference \mathbf{p}_u is also unobserved and is estimated by normalizing its interactions on \mathcal{V} , i.e. $\mathbf{p}_u \approx \frac{\mathbf{R}_u}{\langle \mathbf{R}_u, \mathbf{1} \rangle}$, which is a commonly used method of user interest profiling in RSs.

3.4 Wasserstein Collaborative Filtering

However, the estimation $\mathbf{p}_u \approx \frac{\mathbf{R}_u}{\langle \mathbf{R}_u, \mathbf{1} \rangle}$ contains noise because we treat unobserved interactions as “zero” preference and most interactions are unobserved. As a result, inferring

\mathbf{q} for each user separately may not yield good performance. Therefore, we employ CF to address this issue by collecting preference information from many other users (collaborating) and assuming that the users' preference has a low-rank approximation. In particular, We perform CF by MF due to its simplicity and effectiveness:

$$\{\mathbf{q}_u\}_{u \in \mathcal{U}} \approx \mathbf{D}\mathbf{A}, \text{ s.t. } \mathbf{D}\mathbf{A} \in (\Sigma_s)^m, \quad (5)$$

where $\mathbf{D} \in \mathbb{R}^{s \times k}$ is the latent matrix of cold-start items, $\mathbf{A} \in \mathbb{R}^{k \times m}$ the latent matrix of users, and k the latent dimension. Therefore, the ultimate optimization objective of WCF is:

$$\begin{aligned} \mathbf{D}, \mathbf{A} = & \arg \min_{\mathbf{D} \in \mathbb{R}^{s \times k}, \mathbf{A} \in \mathbb{R}^{k \times m}} \sum_{u \in \mathcal{U}} W_\gamma(\mathbf{D}\mathbf{A}_u, \mathbf{p}_u), \\ \text{s.t. } & \mathbf{D}\mathbf{A} \in (\Sigma_s)^m. \end{aligned} \quad (6)$$

4 Optimization

We use a block-coordinate descent approach [Rolet *et al.*, 2016] to optimize (6). The optimization problems involved for Wasserstein Collaborative Filtering can be solved using dual problems whose objectives involve the Legendre-Fenchel conjugate of the smoothed Wasserstein distance [Cuturi and Peyré, 2016]. To abbreviate formulas, we define the following notation:

$$H_{\mathbf{p}} := \mathbf{q} \mapsto W_\gamma(\mathbf{p}, \mathbf{q}), \quad (7)$$

where $p \in \Sigma_n$ and $q \in \Sigma_s$. The Legendre transform of the entropy regularized Wasserstein distance, as well as its gradient, can be computed in closed form [Cuturi and Peyré, 2016]:

$$H_{\mathbf{p}}^*(g) := \gamma(h(\mathbf{p}), \langle \mathbf{p}, \log \mathbf{K}\alpha \rangle), \quad (8)$$

$$\nabla H_{\mathbf{p}}^*(g) := \alpha \odot \mathbf{K}^T \frac{\mathbf{p}}{\mathbf{K}\alpha}. \quad (9)$$

where $g \in \mathbb{R}^s$ is the conjugate variable, $\mathbf{K} := e^{-M/\gamma}$ and $\alpha := e^{g/\gamma}$.

\mathbf{D} and \mathbf{A} in (6) can be solved in a block-coordinate descent manner:

\mathbf{A} step

Consider \mathbf{D} is fixed, and our goal is to compute:

$$\begin{aligned} \mathbf{A}^* = & \arg \min_{\mathbf{A} \in \mathbb{R}^{k \times m}} \sum_{u \in \mathcal{U}} W_\gamma(\mathbf{D}\mathbf{A}_u, \mathbf{p}_u), \\ \text{s.t. } & \mathbf{D}\mathbf{A} \in (\Sigma_s)^m. \end{aligned} \quad (10)$$

Theorem 1 *Let \mathbf{A}^* be a solution of Problem (10). \mathbf{A}^* satisfies $\mathbf{D}\mathbf{A}_u^* = \nabla H_{\mathbf{p}_u}^*(g_u^*)$ for $u \in \mathcal{U}$, with*

$$g_u^* \in \arg \min_{g \in \mathbb{R}^s} H_{\mathbf{p}_u}^*(g), \text{ s.t. } \mathbf{D}^T g = 0. \quad (11)$$

*Moreover, if \mathbf{D} is full-rank this solution is unique [Rolet *et al.*, 2016].*

Equation (11) can be solved with a projected gradient descent approach and then \mathbf{A}^* is recovered by solving the linear equation $\mathbf{D}\mathbf{A}^* = \{\nabla H_{\mathbf{p}_u}^*(g_u^*)\}_{u \in \mathcal{U}}$ [Rolet *et al.*, 2016].

datasets	Movie Lens-100k	Movie Lens-1M	Movie Lens-10M
# of users	942	6038	71554
# of items	1228	3395	9728
# of interactions	48216	573360	5603219
% of interactions	4.16%	2.79%	0.80%

Table 2: statistics of MovieLens-100k, MovieLens-1M and MovieLens-10M after preprocessing

\mathbf{D} step

Consider \mathbf{A} is fixed, and our goal is to compute:

$$\begin{aligned} \mathbf{D}^* = & \arg \min_{\mathbf{D} \in \mathbb{R}^{s \times k}} \sum_{u \in \mathcal{U}} W_\gamma(\mathbf{D}\mathbf{A}_u, \mathbf{p}_u), \\ \text{s.t. } & \mathbf{D}\mathbf{A} \in (\Sigma_s)^m. \end{aligned} \quad (12)$$

Theorem 2 *Let \mathbf{D}^* be a solution of problem (12). \mathbf{D}^* satisfies $\mathbf{D}^*\mathbf{A} = \{\nabla H_{\mathbf{p}_u}^*(g_u^*)\}_{u \in \mathcal{U}}$, with*

$$G^* \in \arg \min_{G \in \mathbb{R}^{s \times m}} \sum_{u \in \mathcal{U}} H_{\mathbf{p}_u}^*(G_u), \text{ s.t. } G\mathbf{D}^T = 0. \quad (13)$$

*Moreover, if \mathbf{A} is full-rank this solution is unique [Rolet *et al.*, 2016].*

Equation (13) can be solved with a projected gradient descent approach and then \mathbf{D}^* is recovered by solving the linear equation $\mathbf{D}^*\mathbf{A} = \{\nabla H_{\mathbf{p}_u}^*(G_u^*)\}_{u \in \mathcal{U}}$ [Rolet *et al.*, 2016].

5 Experiments

In this section, we conduct extensive experiments to demonstrate the merits and advantages of the proposed algorithm. In particular, we focus on exploring several fundamental questions:

- How does the proposed model affect the performance of recommending cold-start items to existing users, compared to the state-of-the-art algorithms?
- How does the ratio of train to test affect the performance of the proposed algorithm?
- How does CF affect the performance of the proposed algorithm?
- How does the latent dimension k affect the performance of the proposed algorithm?

5.1 Datasets

We conduct our experiments on three well-known datasets: MovieLens-100k, MovieLens-1M and MovieLens-10M¹. These are user-movie ratings collected from a movie recommendation service website: movielens.org. Tag-genomes [Vig *et al.*, 2012] are used as the content information of movies. A tag-genome of a movie is a vector. Each value in this vector is a relevance score on a continuous scale from 0 to 1, representing the relevance of a tag to a movie. In the MovieLens tag-genome dataset², tag relevance values are provided for 9,734 movies and 1,128 tags.

¹The three datasets are available at <https://grouplens.org/datasets/movielens/>

²<https://grouplens.org/datasets/movielens/tag-genome/>

Following the data processing in [Liang *et al.*, 2018; Wang *et al.*, 2015; Ebesu and Fang, 2017], we binarize the explicit data by keeping ratings of four or higher and interpret them as implicit feedback. We also remove movies without tag-genomes and users with no interactions. Similar to [Yao and Harper, 2018], we compute the cosine value of the tag-genomes of two movies as the similarity between them. Practically, we define the cost matrix by $M_{ij} := 1 - Sim(v_i, v_j)$, where $Sim(v_i, v_j) \in [0, 1]$ is the similarity of v_i and v_j . Several other mappings from similarity to utility costs are explored but do not show significant improvement over this simple approach. Thus, they are not reported. Table 2 shows the statistics of the datasets after processing.

5.2 Evaluation Metric

We use three widely used ranking-based metrics: mean average precision (MAP), the truncated normalized discounted cumulative gain (NDCG@R) and Recall@R. For each user, all metrics compare the predicted rank of the held out items with their true rank. Formally, we define $\mathcal{L}_u(r)$ as the item at rank r in the ranked list \mathcal{L}_u over \mathcal{C} , $I_u \in \mathcal{C}$ as the set of held-out items that user u clicks on, $\mathbb{1}[\cdot]$ the indicator function. Then we can compute the Average Precision (AP) of user u as:

$$AP(u, \mathcal{L}_u) := \frac{\sum_r \mathbb{1}[\mathcal{L}_u(r) \in I_u] \times Precision@r}{\sum_r \mathbb{1}[\mathcal{L}_u(r) \in I_u]}. \quad (14)$$

Where $Precision@r = \frac{\sum_{i=1}^r \mathbb{1}[\mathcal{L}_u(i) \in I_u]}{r}$. MAP is the average of AP over all the users. NDCG@R is defined as:

$$NDCG@R(u, \mathcal{L}_u) := Z_R \sum_{r=1}^R \frac{2^{\mathbb{1}[\mathcal{L}_u(r) \in I_u]}}{\log r + 1}. \quad (15)$$

where R is called the scope, which means the number of top-ranked items presented to the user and Z_R is chosen such that the perfect ranking has an NDCG@R value of 1. Recall@R for user u is:

$$Recall@R(u, \mathcal{L}_u) := \frac{\sum_{r=1}^R \mathbb{1}[\mathcal{L}_u(r) \in I_u]}{|I_u|}. \quad (16)$$

In our experiment, scope R is selected to be 20, which is a normal choice in most recommender system literature. The average of NDCG@20 over all users is presented as the final result, and so is Recall@20.

5.3 Experimental Setup

We split each dataset into two subsets, a training set that used for training the model and a test set that used for evaluating it. More specifically, in order to create cold-start scenario, the train/test sets are split in the following manner: Randomly split the items into two subsets, an ‘interacted items’ set \mathcal{V} and a ‘cold start items’ set \mathcal{C} ; Then the training set is all the interactions on \mathcal{V} and the testing set all the interactions on \mathcal{C} .

The ratio of training data to testing data is selected to be 3:1, 1:1 and 1:3. We apply cross-validation for each ratio. For example, when train:test=3:1, we partition the data into 4 equal subsets and then use one for testing and the rest for training. We repeat the experiment for each of the partitions.

Models	Parameter settings
CBF	—
LCE	$\alpha = 0.5, \lambda = 0.5, \beta = 0.25, k = 500.$
DecRec	$k = 100.$
CTR	$\lambda_u = 0.1, \lambda_v = 10, a = 1, b = 0.01, k = 50.$
CDL	$\lambda_u = 0.1, \lambda_v = 10, \lambda_w = 0.001, a = 1, b = 0.01, k = 50.$
WF	$\gamma = 0.05.$
WCF	$\gamma = 0.05, k = 30.$

Table 3: Parameter settings of baselines.

5.4 Baselines

To evaluate the performance of our proposed WCF algorithm, we consider several state-of-the-art baseline approaches. In particular, we choose the following baseline algorithms:

- Content Based Filtering (CBF) [Saveski and Mantrach, 2014]: This algorithm builds a profile for each user based on the properties of the past user’s preferred items. The items whose profiles are closest to the user’s profile are recommended to the user.
- Local Collective Embedding (LCE) [Saveski and Mantrach, 2014]: This algorithm factorizes the interaction matrix and content matrix simultaneously, making them sharing a common item latent matrix.
- Decoupled Recommendation (DecRec) [Iman Barjasteh and Esfahanian, 2016]: This algorithm firstly factorizes user-item matrix and then factorizes item similarity matrix.
- Collaborative Topic Regression (CTR) [Wang and Blei, 2011]: This model performs topic modeling on the item content matrix and collaborative filtering on the interaction matrix simultaneously.
- Collaborative Deep Learning (CDL) [Wang *et al.*, 2015]: This algorithm applies MF on the interaction matrix and SDAE on the content information of items.

Table 3 reports the best performing values of parameters of all implemented models found by grid search.

5.5 Results

By the results shown in Figure 4 and 5, we are able to answer the questions presented at the beginning of this section.

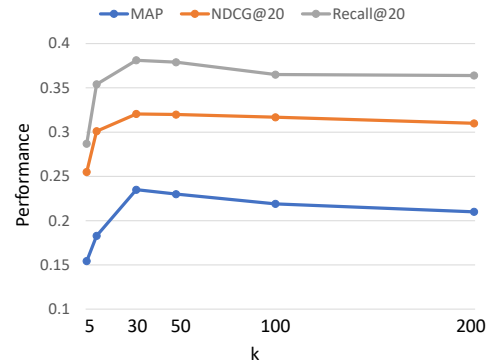


Figure 4: The performance of WCF with different values of latent dimension k on the Movielens-1M data set ($\gamma = 0.05$, train:test=3:1).

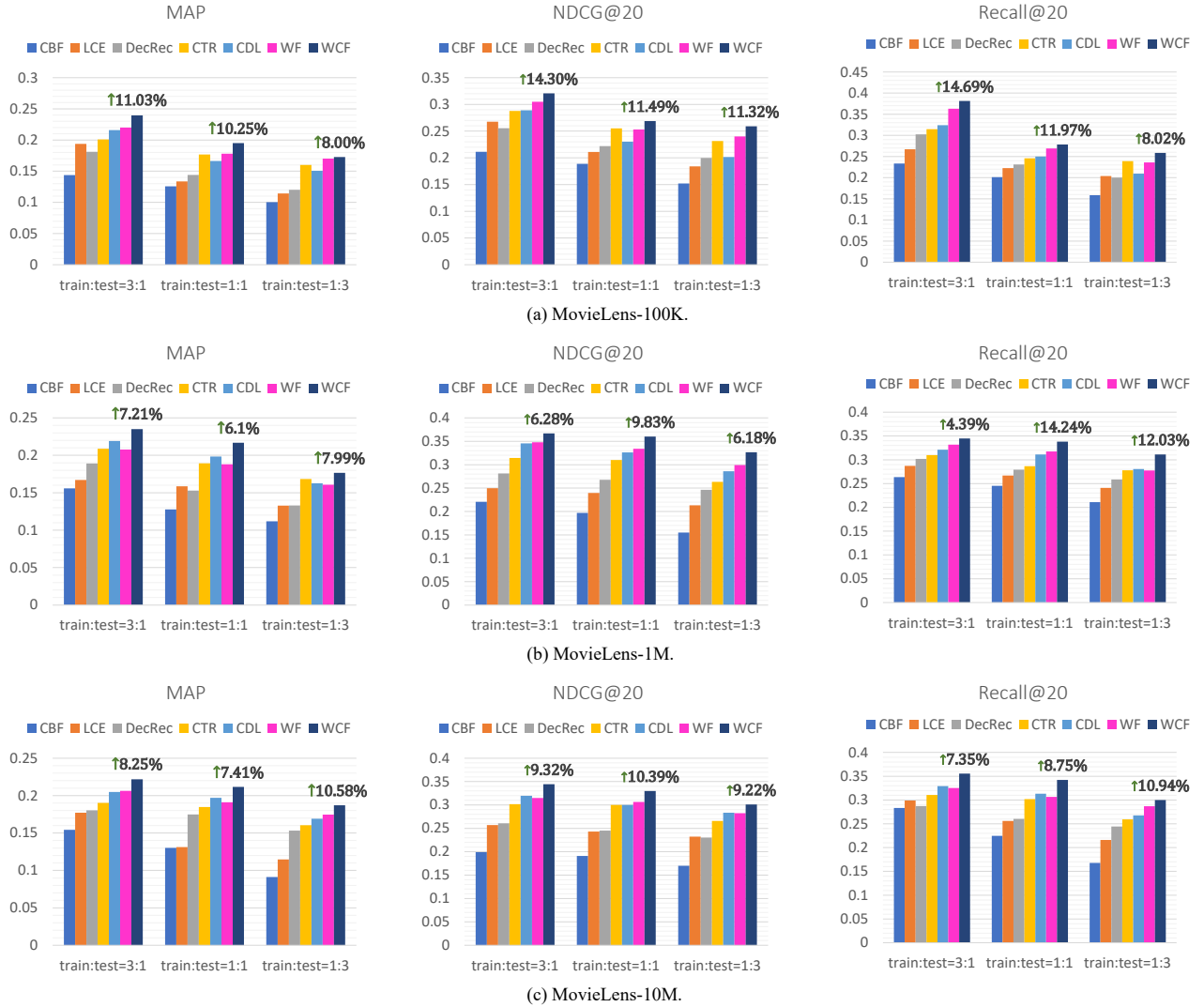


Figure 5: Performance of various baselines on MovieLens-100K, -1M and -10M. The numbers beside the green arrows represent the improvement over the best baselines.

Prediction accuracy of cold start items recommendation: WCF performs best among all baselines and is significantly better than the second place in all settings. Moreover, WF already performs better or even than other baselines in most cases. This demonstrates the Wasserstein Distance is a powerful method to infer a user’s preference on cold-start items.

Robustness to limited training data: Our algorithm performs best across all train/test ratios. WCF still achieves a good performance even when the train set is only one-quarter of the original data, while the performance of other baselines decreases relatively faster when training data become small.

The effect of CF in WCF: In order to evaluate the benefit of the CF technique in WCF, we compare WCF to WF, which is a truncated version of WCF without matrix factorization. As shown in Figure 5, the matrix factorization technique gives a boost of nearly 10% to WCF over WF. This again demonstrates that the users’ preference is in a low-dimension space and collaborative filtering is a powerful method to uti-

lize this structure.

Hyperparameter analysis: It can be found that the latent dimension k controls the complexity of WCF. The behavior of k is plotted in figure 4. When k is small, the model is too simple to capture the patterns in the data, resulting in under-fitting. When k increases, the performance goes up and peaks at $k = 30$. Afterward, the performance slightly decreases due to over-fitting. However, such a decrease is extremely slow, which is possibly due to the robustness of the Wasserstein distance.

6 Conclusion

We use the Wasserstein distance to infer a user’s preference on the cold-start items based on his historical interactions and item contents. Collaborative filtering is applied during this process to further improve the prediction accuracy. Empirical results show that WCF can significantly advance the state-of-the-art methods and robust to small training data.

References

- [Arjovsky *et al.*, 2017] Martin Arjovsky, Soumith Chintala, and Léon Bottou. Wasserstein gan. *arXiv preprint arXiv:1701.07875*, 2017.
- [Bell and Koren, 2007] R. M. Bell and Y. Koren. Lessons from the netflix prize challenge. *9(2):75–79*, 2007.
- [Cuturi and Peyré, 2016] Marco Cuturi and Gabriel Peyré. A smoothed dual approach for variational wasserstein problems. *SIAM Journal on Imaging Sciences*, 9(1):320–343, 2016.
- [Cuturi, 2013] Marco Cuturi. Sinkhorn distances: Lightspeed computation of optimal transport. In *Advances in Neural Information Processing Systems 26*, pages 2292–2300, 2013.
- [Das *et al.*, 2007] Abhinandan S Das, Mayur Datar, Ashutosh Garg, and Shyam Rajaram. Google news personalization: scalable online collaborative filtering. In *Proceedings of the 16th international conference on World Wide Web*, pages 271–280. ACM, 2007.
- [Ebesu and Fang, 2017] Travis Ebesu and Yi Fang. Neural semantic personalized ranking for item cold-start recommendation. *Information Retrieval Journal*, 20(2):109–131, 2017.
- [G. Dror and Weimer, 2012] Y. Koren G. Dror, N. Koenigstein and M. Weimer. The yahoo! music dataset and kdd-cup’11. 18:8–18, 2012.
- [He *et al.*, 2017] Xiangnan He, Lizi Liao, Hanwang Zhang, Liqiang Nie, Xia Hu, and Tat-Seng Chua. Neural collaborative filtering. In *Proceedings of the 26th International Conference on World Wide Web*, pages 173–182. International World Wide Web Conferences Steering Committee, 2017.
- [Huang *et al.*, 2016] Gao Huang, Chuan Quo, Matt J. Kusner, Yu Sun, Kilian Q. Weinberger, and Fei Sha. Supervised word mover’s distance. In *NIPS’16 Proceedings of the 30th International Conference on Neural Information Processing Systems*, pages 4869–4877, 2016.
- [Iman Barjasteh and Esfahanian, 2016] Dennis Ross Iman Barjasteh, Rana Forsati and Abdol-Hossein Esfahanian. Cold-start recommendation with provable guarantees: A decoupled approach. *28(6):1462–1474*, 2016.
- [Kim *et al.*, 2016] Dong Hyun Kim, Chanyoung Park, Jinoh Oh, Sungyoung Lee, and Hwanjo Yu. Convolutional matrix factorization for document context-aware recommendation. In *Proceedings of the 10th ACM Conference on Recommender Systems*, pages 233–240, 2016.
- [Koren *et al.*, 2009] Yehuda Koren, Robert Bell, and Chris Volinsky. Matrix factorization techniques for recommender systems. *Computer*, (8):30–37, 2009.
- [Kusner *et al.*, 2015] Matt J. Kusner, Yu Sun, Nicholas I. Kolkin, and Kilian Q. Weinberger. From word embeddings to document distances. In *Proceedings of The 32nd International Conference on Machine Learning*, pages 957–966, 2015.
- [Levina and Bickel, 2001] Elizaveta Levina and Peter J. Bickel. The earth mover’s distance is the mallows distance: some insights from statistics. In *Proceedings Eighth IEEE International Conference on Computer Vision. ICCV 2001*, volume 2, pages 251–256, 2001.
- [Li *et al.*, 2015] Sheng Li, Jaya Kawale, and Yun Fu. Deep collaborative filtering via marginalized denoising auto-encoder. In *Proceedings of the 24th ACM International on Conference on Information and Knowledge Management*, pages 811–820. ACM, 2015.
- [Liang *et al.*, 2018] Dawen Liang, Rahul G Krishnan, Matthew D Hoffman, and Tony Jebara. Variational autoencoders for collaborative filtering. In *Proceedings of the 2018 World Wide Web Conference on World Wide Web*, pages 689–698. International World Wide Web Conferences Steering Committee, 2018.
- [Linden *et al.*, 2003] Greg Linden, Brent Smith, and Jeremy York. Amazon. com recommendations: Item-to-item collaborative filtering. *IEEE Internet computing*, (1):76–80, 2003.
- [Mnih and Salakhutdinov, 2007] Andriy Mnih and Ruslan R. Salakhutdinov. Probabilistic matrix factorization. In *Advances in Neural Information Processing Systems 20*, pages 1257–1264, 2007.
- [Rolet *et al.*, 2016] Antoine Rolet, Marco Cuturi, and Gabriel Peyré. Fast dictionary learning with a smoothed wasserstein loss. In *Proceedings of the 19th International Conference on Artificial Intelligence and Statistics*, pages 630–638, 2016.
- [Rubner *et al.*, 1998] Yossi Rubner, Carlo Tomasi, and Leonidas J. Guibas. A metric for distributions with applications to image databases. In *Sixth International Conference on Computer Vision (IEEE Cat. No.98CH36271)*, pages 59–66, 1998.
- [Saveski and Mantrach, 2014] Martin Saveski and Amin Mantrach. Item cold-start recommendations: learning local collective embeddings. In *Proceedings of the 8th ACM Conference on Recommender systems*, pages 89–96, 2014.
- [Van den Oord *et al.*, 2013] Aaron Van den Oord, Sander Dieleman, and Benjamin Schrauwen. Deep content-based music recommendation. In *Advances in neural information processing systems*, pages 2643–2651, 2013.
- [Vig *et al.*, 2012] Jesse Vig, Shilad Sen, and John Riedl. The tag genome: Encoding community knowledge to support novel interaction. *ACM Transactions on Interactive Intelligent Systems (TiiS)*, 2(3):13, 2012.
- [Villani, 2008] Cédric Villani. *Optimal transport: old and new*, volume 338. Springer Science & Business Media, 2008.
- [Wang and Blei, 2011] Chong Wang and David M. Blei. Collaborative topic modeling for recommending scientific articles. In *Proceedings of the 17th ACM SIGKDD international conference on Knowledge discovery and data mining*, pages 448–456, 2011.
- [Wang and Wang, 2014] Xinxi Wang and Ye Wang. Improving content-based and hybrid music recommendation using deep learning. In *Proceedings of the 22nd ACM international conference on Multimedia*, pages 627–636. ACM, 2014.
- [Wang *et al.*, 2015] Hao Wang, Naiyan Wang, and Dit-Yan Yeung. Collaborative deep learning for recommender systems. In *Proceedings of the 21th ACM SIGKDD international conference on knowledge discovery and data mining*, pages 1235–1244. ACM, 2015.
- [Yao and Harper, 2018] Yuan Yao and F Maxwell Harper. Judging similarity: a user-centric study of related item recommendations. In *Proceedings of the 12th ACM Conference on Recommender Systems*, pages 288–296. ACM, 2018.
- [Ying *et al.*, 2016] Haochao Ying, Liang Chen, Yuwen Xiong, and Jian Wu. Collaborative deep ranking: A hybrid pair-wise recommendation algorithm with implicit feedback. In *Pacific-Asia Conference on Knowledge Discovery and Data Mining*, pages 555–567. Springer, 2016.