



# Search for low mass vector resonances decaying into quark-antiquark pairs in proton-proton collisions at $\sqrt{s} = 13$ TeV

The CMS Collaboration\*

## Abstract

A search for low mass narrow vector resonances decaying into quark-antiquark pairs is presented. The analysis is based on data collected in 2017 with the CMS detector at the LHC in proton-proton collisions at a center-of-mass energy of 13 TeV, corresponding to an integrated luminosity of  $41.1 \text{ fb}^{-1}$ . The results of this analysis are combined with those of an earlier analysis based on data collected at the same collision energy in 2016, corresponding to  $35.9 \text{ fb}^{-1}$ . Signal candidates will be recoiling against initial state radiation and are identified as energetic, large-radius jets with two pronged substructure. The invariant jet mass spectrum is probed for a potential narrow peaking signal over a smoothly falling background. No evidence for such resonances is observed within the mass range of 50–450 GeV. Upper limits at the 95% confidence level are set on the coupling of narrow resonances to quarks, as a function of the resonance mass. For masses between 50 and 300 GeV these are the most sensitive limits to date. This analysis extends the earlier search to a mass range of 300–450 GeV, which is probed for the first time with jet substructure techniques.

*"Published in Physical Review D as doi:10.1103/PhysRevD.100.112007."*



## 1 Introduction

Many extensions of the standard model (SM), including models with extra dimensions or with new gauge symmetries, amongst others, predict the existence of leptophobic vector or axial-vector mediators that couple to SM quarks ( $q$ ) [1–13]. These particles would be observed as resonances in the dijet mass distribution. At the CERN LHC, searches for such particles have reached the TeV scale, placing limits on resonances with masses between 1.0 and 7.6 TeV [14, 15]. Below 1 TeV, the sensitivity of these searches is limited by the large background rate from quantum chromodynamics (QCD) multijet events that saturate the hardware selection algorithm (trigger) bandwidth. Complementary techniques have been explored to overcome this limitation. For masses between 450 and 1000 GeV, limits on resonances have been set by trigger-level analyses that record only partial event information and perform searches in the dijet mass spectrum with lower trigger thresholds [15–18]. In order to extend searches to even lower resonance masses, this study looks for dijet resonances that would be produced with significant initial-state radiation (ISR). The presence of ISR ensures that the events have enough energy to satisfy the trigger requirement, either by the ISR jet or by the resonance itself. For low resonance masses, the decay products of the resonance are expected to be collimated into a single, large-radius jet. Previous searches have probed the mass regime between 10 and 300 GeV using this event signature [19–22]. An ATLAS search with events containing a dijet and a high transverse momentum ( $p_T$ ) photon in the final state, sets limits above 225 GeV, probing the mass range between 225 and 450 GeV where the resonance decay products start to fall outside the large-radius cone [23].

This paper focuses on a search for narrow leptophobic vector resonances with masses below 450 GeV and a natural width small relative to the detector’s mass resolution. We take a  $Z'$  model [24] as a proxy for such states. We consider a Lorentz-boosted event topology where the resonance recoils against significant ISR from quark/gluon radiation, increasing the momenta of the decay daughters and enabling more efficient triggering in the low resonance mass region. The resonance is reconstructed as a single, large-radius jet and it is distinguished from the dominant QCD background using jet substructure. We extend previous searches to higher resonance masses by using a jet clustering algorithm with a larger distance parameter. Using wider jets enhances the acceptance at masses above 200 GeV where the resonance decay products tend to have a larger angular separation. The data sample used in this paper was collected with the CMS detector in 2017 at  $\sqrt{s} = 13$  TeV and corresponds to an integrated luminosity of  $41.1 \text{ fb}^{-1}$ . The reach of this search is further extended by statistically combining the results with those from a similar analysis [20] based on data collected by CMS at the same collision energy in 2016. The resulting search for new dijet resonances in boosted topologies is based on a total integrated luminosity of  $77.0 \text{ fb}^{-1}$ .

## 2 The CMS detector

The central feature of the CMS apparatus is a superconducting solenoid of 6 m internal diameter, providing a magnetic field of 3.8 T. Within the solenoid volume are a silicon pixel and strip tracker, a lead tungstate crystal electromagnetic calorimeter, and a brass and scintillator hadron calorimeter, each composed of a barrel and two endcap sections. Forward calorimeters extend the pseudorapidity ( $\eta$ ) coverage provided by the barrel and endcap detectors. Muons are detected in gas-ionization chambers embedded in the steel flux-return yoke outside the solenoid. A more detailed description of the CMS detector, together with a definition of the coordinate system used and the relevant kinematic variables, can be found in Ref. [25].

Events are selected using a two-tiered trigger system [26]. The first tier, composed of custom hardware processors, uses information from the calorimeters and muon detectors to select events of interest in a time interval of less than  $4\ \mu\text{s}$ . The second tier, known as the high-level trigger (HLT), consists of a farm of processors running a version of the full event reconstruction software optimized for fast processing, and further reduces the event rate from around 100 kHz to less than 1 kHz before data storage.

### 3 Event simulation, reconstruction, and selection

Simulated samples of signal and background events are generated using various Monte Carlo (MC) generators, and further processed through a GEANT4 [27] modeling of the CMS detector. The  $Z'$  +jet(s) signal events are generated at leading order (LO) with the MADGRAPH5\_aMC@NLO 2.4.3 generator [28], for various mass hypotheses in the range 50–450 GeV. The events are generated with one or two jets in the matrix element calculations and a parton-level filter requires the scalar sum of transverse energies of all the jets in the event ( $H_T$ ) to satisfy the condition  $H_T > 400\ \text{GeV}$ . These signal events generally satisfy the event topology with the presence of large ISR. To keep consistency with the generated  $Z'$   $p_T$  distribution of the samples used in the analysis of 2016 data [20], signal events are reweighted by comparing their  $p_T$  distribution with those including up to 3 jets in the matrix element calculations.

The MADGRAPH5\_aMC@NLO generator is also used to simulate background processes, including multijet, Z+jets, and W+jets events, at LO accuracy with the MLM matching scheme [29] between jets from the matrix element calculations and the parton shower description. The POWHEG 2.0 [30–32] generator at next-to-leading order (NLO) precision is used to model the  $t\bar{t}$  and single top quark processes. The generators used for signal and background processes are interfaced with PYTHIA 8.230 [33] to simulate parton showering and hadronization. The PYTHIA parameters for the underlying event description are set with the CP5 tune as described in Ref. [34]. The parton distribution function set NNPDF3.1 [35] is used to produce all simulated samples.

The generation of W+jets and Z+jets processes at LO accuracy is purely due to technical constraints, owing to the large number of simulated events needed to accurately describe W and Z processes. Their cross sections include higher-order QCD and electroweak (EW) differential corrections, as a function of the boson  $p_T$ , to improve the modeling of high- $p_T$  W and Z bosons events [36–40]. The NLO QCD and EW corrections to the cross sections for the  $Z'$  boson signal do not yet exist. The NLO QCD corrections to the Z boson cross section are assumed to be valid for the  $Z'$  boson, within the  $p_T$  range of this analysis, and are applied to the signal events. However, since the EW couplings of the  $Z'$  could differ from those of the Z boson, the NLO EW corrections are not applied to the signal events.

Event reconstruction is based on a particle-flow (PF) algorithm [41], which reconstructs and identifies individual particles with an optimized combination of information from the various elements of the CMS detector. The algorithm classifies each particle candidate as either an electron, muon, photon, charged or neutral hadron. The missing transverse momentum vector is defined as the negative vector sum of the  $p_T$  of all the particles identified in the event, and its magnitude is referred to as  $p_T^{\text{miss}}$ . The PF candidates are clustered into jets using two wide-jet algorithms: the anti- $k_T$  algorithm [42, 43] with a distance parameter ( $R$ ) of 0.8 and the Cambridge–Aachen algorithm [44] with  $R = 1.5$ . These jets are referred to as AK8 and CA15 jets, respectively.

To mitigate the impact of particles arising from additional proton-proton interactions within

the same bunch crossings (referred to as pileup particles), weights calculated with the pileup-per-particle identification algorithm [45] are applied to each PF candidate prior to jet clustering, based on the likelihood of the particle originating from the hard scattering vertex. Further corrections are applied to simulated jet energies as a function of jet  $\eta$  and  $p_T$  to match the observed detector response [46, 47]. The most energetic jet in the event is assumed to correspond to the  $Z' \rightarrow q\bar{q}$  system, and is reconstructed as a single AK8 or CA15 jet. The AK8 jets provide better sensitivity for signal mass hypotheses below 175 GeV, while the CA15 jets provide better sensitivity at mass hypotheses above 175 GeV. This is because a heavier resonance with the same transverse momentum has a lower Lorentz boost and a larger radius jet is required to contain the  $Z'$  hadronization products.

Signal jets are identified using the soft-drop (SD) algorithm [48, 49], the  $p_T$ -invariant variable  $\rho$  [48, 50], and a jet substructure variable,  $N_2^1$  [51]. The SD algorithm with angular exponent  $\beta = 0$  is applied to the jet to remove soft and wide-angle radiation with a soft radiation fraction  $z_{\text{cut}}$  less than 0.1. The SD grooming algorithm has the effect of reducing the mass of QCD background jets for which soft gluon radiation tends to increase, while preserving the masses of merged  $Z'/Z \rightarrow q\bar{q}$  and  $W \rightarrow q'\bar{q}$  jets. This algorithm is used for the offline analysis, while the jet-trimming algorithm [52] is used at trigger level, as explained below. The jet-trimming algorithm reclusters the jet constituents into  $k_T$ -subjets [53] with  $R = 0.2$ , and discards any subjet with  $p_T/p_T^{\text{jet}} < 0.03$ .

The jet mass ( $m_{\text{SD}}$ ) is corrected by a factor derived in simulated  $W$  boson samples to ensure a  $p_T$ - and  $\eta$ -independent jet mass distribution centered on the nominal boson mass. The dimensionless variable  $\rho$ , defined as  $\rho \equiv \ln(m_{\text{SD}}^2/p_T^2)$ , is used to characterize the correlation between the jet  $N_2^1$ , jet mass, and jet  $p_T$ .

The observable  $N_2^1$  is used to determine the consistency of a given jet with a two pronged topology. It is constructed from the ratio of 3-point ( ${}_2e_3$ ) and 2-point ( ${}_1e_2$ ) generalized energy correlation functions  ${}_ve_n$  that are based on the energies and  $v$  pairwise angles among  $n$  particles within a jet, as described in Ref. [51]. Jets originating from a two pronged decay have a larger 2-point correlation than a 3-point correlation, leading to a smaller value of  $N_2^1$ .

Since this search probes a wide range of jet mass and jet  $p_T$ , we decorrelate the  $N_2^1$  variable from the jet mass and  $p_T$  following the procedure described in Refs. [19, 20, 50]. Without decorrelation, a selection based on  $N_2^1$ , or a similar variable, would distort the jet mass distribution as a function of the jet  $p_T$ , making the search for a resonant peak difficult. The transformed variable, denoted as a designed decorrelated tagger (DDT), is defined as  $N_2^{1,\text{DDT}}(\rho, p_T) \equiv N_2^1(\rho, p_T) - X_{(5\%)}(\rho, p_T)$ . The distribution of  $X_{(5\%)}$  is the 5th percentile of  $N_2^1$  in simulated QCD multijet events and indicates the values of  $N_2^1$  that divide the multijet events into groups with 5 and 95% of background efficiency, for each  $\rho$  and  $p_T$  bin. This ensures that the selection  $N_2^{1,\text{DDT}} < 0$ , or equivalently  $N_2^1 < X_{(5\%)}$ , yields a constant 5% of simulated QCD multijet events, irrespective of  $\rho$  and  $p_T$ . The 5% quantile choice maximizes the sensitivity to a  $Z'$  boson signal. The distributions of  $X_{(5\%)}$  for the AK8 and CA15 jets are shown in Fig. 6 of the Appendix A.

In order to fully exploit the differential variation of  $N_2^1$  between adjacent bins of  $p_T$  and  $\rho$  and to reduce the dependence on the number of available events from simulation, we use a Gaussian kernel estimate to build the  $X_{(5\%)}$  map. In contrast to the search performed using 2016 data [20], which used an ad hoc k-nearest-neighbor (kNN) approach [54] to smooth the  $X_{(5\%)}$  distribution, this analysis is based on the detector resolutions of the  $N_2^1$  and  $\rho$  distributions as a function of the jet  $p_T$ . The  $X_{(5\%)}$  distribution is derived from distributions of the jet  $N_2^1$  and  $\rho$  at the generator level. These distributions are smeared to include detector effects, taking into

account correlations between these variables. Each of these jet observables is multiplied by a random number drawn from a Gaussian distribution, such that the smeared jet matches the resolution obtained from fully simulated events. The advantage of this method over the kNN approach is that it allows better control of the smoothness of the transformation map while maintaining similar performance in terms of the amount of jet mass decorrelation.

Events are triggered using a combination of online signatures requiring minimum thresholds on  $H_T$  or on the AK8 jet  $p_T$ . We also make use of a jet substructure trigger, which places a requirement on the trimmed jet mass [52], in addition to a minimum required  $H_T$  or  $p_T$ . Trimming the jet removes soft radiation remnants from the jet, which allows to lower  $H_T$  and jet  $p_T$  trigger thresholds while maintaining a similar rate, and improves the signal acceptance.

The trigger efficiency with respect to the offline selection is measured as a function of the soft-drop jet mass in an independent single muon data set. The efficiency does not reach 100% smoothly since the trimmed jet mass triggers were not available early in the 2017 data collection, corresponding to the first  $4.8 \text{ fb}^{-1}$  of data recorded. This condition also motivates the use of a higher  $p_T$  threshold compared to that used for the 2016 data period ( $p_T > 500 \text{ GeV}$ ). The trigger selection is greater than 95% efficient for events with at least one AK8 jet with  $p_T > 525 \text{ GeV}$ , or with at least one CA15 jet with  $p_T > 575 \text{ GeV}$ . Following this selection, the trigger efficiency for both AK8 and CA15 jets is shown in Fig. 1. At high jet masses, the trigger efficiency for the larger CA15 jet decreases slightly. This decrease is due to events in which the jet passes the CA15 jet selection but fails the trigger-level AK8 jet  $p_T$  and trimmed mass requirements.

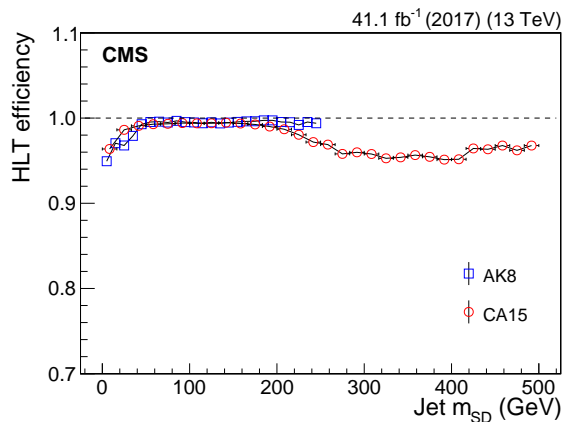


Figure 1: High-level trigger efficiency as a function of the soft-drop jet mass ( $m_{SD}$ ) for AK8 jets with  $p_T > 525 \text{ GeV}$  (blue squares) and CA15 jets with  $p_T > 575 \text{ GeV}$  (red circles). The trigger selection is  $>95\%$  efficient for 2017 data for both cone sizes and is applied to AK8 jets with masses between 50 and 275 GeV and CA15 jets with masses between 150 and 450 GeV. For jet masses above 200 GeV, the trigger efficiency for the larger CA15 jet decreases slightly. This is due to events for which a reconstructed jet passing the CA15 jet selection does not satisfy the AK8 jet selection at the trigger level.

Events are selected by requiring, with  $|\eta| < 2.5$ , at least one AK8 jet with  $p_T > 525 \text{ GeV}$  or at least one CA15 jet with  $p_T > 575 \text{ GeV}$ . To reduce SM EW backgrounds, events are rejected if they contain isolated charged leptons with  $p_T > 10 \text{ GeV}$  and  $|\eta| < 2.5, 2.4, \text{ or } 2.3$ , for electrons, muons [55, 56], and tau leptons. For electrons or muons, the isolation criteria require that the pileup-corrected sum of the  $p_T$  of charged hadrons and neutral particles surrounding the lepton divided by the lepton  $p_T$  be less than approximately 15 or 25%, respectively, depending on

$\eta$  [55, 56]. Tau leptons, reconstructed by combining information from charged hadrons and  $\pi^0$  candidates, are required to satisfy the loose working point of a multivariate-based identification discriminant that combines information on isolation and lifetime of the tau lepton [57].

For QCD events, the distribution of  $\rho$  is approximately independent of jet  $p_T$ . To avoid departure from this invariance, only events with jets in the range  $-5.5 < \rho < -2.0$  ( $-4.7 < \rho < -1.0$ ) are considered for the AK8 (CA15) jets. This results in the  $m_{SD}$  range under study depending on the jet  $p_T$ . Nonperturbative effects are large at low masses and scale as  $1/m_{SD}$ ; this region is avoided by the lower bound on  $\rho$ . The upper bound is imposed to avoid instabilities because the cone size of the jets is insufficient to provide complete containment at high masses [20].

Finally, jets are required to have  $N_2^{1,DDT} < 0$ . This selection rejects 95% of the multijet background independently of the jet mass and  $p_T$ . Events failing this requirement, with  $N_2^{1,DDT} > 0$ , are used in the background estimate from data described in the next section.

## 4 Background estimate

The background is dominated by QCD multijet events with smaller contributions from  $W(q\bar{q})$ +jets,  $Z(q\bar{q})$ +jets, and top quark processes. Backgrounds from other EW processes are found to be negligible.

The contributions from top pair and single top quark production are obtained from simulation. Scale factors correct the overall top quark background normalization and the  $N_2^{1,DDT}$  mistag efficiency for jets originating from top quark decays. These are computed from a dedicated  $t\bar{t}$ -enriched control region in data, in which an isolated muon is required.

The  $W$ +jets and  $Z$ +jets backgrounds are modeled using simulation. Their cross sections are corrected for NLO QCD and EW effects, following Refs. [36, 38–40].

The dominant QCD multijet background, estimated from data, has a jet mass shape that depends on the jet  $p_T$ . Because of the decorrelation of  $N_2^{1,DDT}$  from  $\rho$  and  $p_T$ , the QCD jet mass distributions for events passing and failing the  $N_2^{1,DDT}$  selection exhibit the same smoothly falling shape. Thus, we can use the distribution of events failing the selection to constrain the distribution of QCD events passing the selection as:

$$n_{\text{pass}}^{\text{QCD}} = R_{\text{p/f}} n_{\text{fail}}^{\text{QCD}}, \quad (1)$$

where  $n_{\text{pass}}^{\text{QCD}}$  and  $n_{\text{fail}}^{\text{QCD}}$  are the number of passing and failing events in a given  $m_{SD}$ ,  $p_T$  bin, and  $R_{\text{p/f}}$  is the “pass-to-fail ratio”.

The fraction of events,  $p$ , passing the  $N_2^{1,DDT}$  selection in simulated QCD multijet events is, by construction, 5% irrespective of  $\rho$  and  $p_T$ . Therefore, the correction  $R_{\text{p/f}}$  is flat at  $p = 5\%$  and  $f = 95\%$  in the QCD background simulation. To account for residual differences between data and simulation,  $R_{\text{p/f}}$  is allowed to deviate from a constant. This deviation is modeled by parametrizing  $R_{\text{p/f}}$  as a function of  $\rho$  and  $p_T$  and expanding it in a Bernstein polynomial basis of the form:

$$R_{\text{p/f}}(\rho, p_T) = p/f \sum_{k=0}^{n_\rho} \sum_{\ell=0}^{n_{p_T}} a_{k\ell} b_{\ell, n_{p_T}}(p_T) b_{k, n_\rho}(\rho), \quad (2)$$

where  $a_{k\ell}$  are the polynomial coefficients, and

$$b_{\nu, n}(x) = \binom{n}{\nu} x^\nu (1-x)^{n-\nu} \quad (3)$$

is a polynomial of degree  $n$  in the Bernstein basis.

The Bernstein basis is chosen over a standard polynomial because with the variable  $x$  bounded between 0 and 1 it is more stable numerically and the function is nonnegative.

With the exception of  $a_{00}$ , which is fixed to unity by choice, the coefficients  $a_{kl}$  and  $p$  are unconstrained and determined together with the signal yield from a simultaneous fit to the data events passing and failing the  $N_2^{1,DDT}$  selection. The minimum number of coefficients needed to model the  $R_{p/f}$  shape is determined using a Fisher  $F$ -test on data [58]. The test is performed by iteratively comparing two parametrizations of the  $R_{p/f}$ , one with higher polynomial order than the other, and computing the expected change in the log likelihood, i.e. using the goodness-of-fit as the  $F$ -statistic. To determine whether the polynomial order is sufficient, we compare the  $F$ -statistic observed in data to that computed from a set of simulated samples generated from the default fit model and fit with the higher order polynomial using the background only fit. If one provides a significantly better fit ( $p$ -value  $< 5\%$ ), we choose that as the new default. For the AK8 jets, the optimal parametrization is found to be third order in  $p_T$  and fifth order in  $\rho$ ; for the CA15 jets, it is second order in  $\rho$  and fifth order in  $p_T$ . The result is a slow variation of  $R_{p/f}$  over the  $m_{SD}$ - $p_T$  plane, with  $p$  bounded between 4.5–6.5%. This allows one to estimate the background under a narrow signal resonance across the jet mass range under investigation. As an example, the parametric shape of  $R_{p/f}$  derived from data for the AK8 jet analysis is given in Appendix A as Fig. 7.

In order to validate the robustness of the fit and its associated systematic uncertainties, we perform a goodness-of-fit test and signal injection studies on background-only fits that estimate the possible bias on the background estimate due to the presence of a signal. We generate pseudo-experiments, with and without the injection of simulated signal, and then fit with the signal plus background model, for different values of the  $Z'$  boson mass. No significant bias in the fitted signal strength is observed. As a further test of the  $R_{p/f}$  fit robustness, we split the subset of events failing the  $N_2^{1,DDT}$  selection into two smaller subsets mimicking the passing and failing selection in the data fit. The mimicked passing-like events also reject 95% of the QCD background events in the failing region. We repeat our background estimation procedure on this selection and use the coefficients  $a_{kl}$  from this fit to generate pseudo-experiments. We then fit the data with the signal plus background model and find the biases in the fitted signal strength to be negligible.

## 5 Systematic uncertainties

The dominant uncertainty in this analysis is the uncertainty in the fit for  $R_{p/f}$ , as described in Eq. 2 (1–3%), arising from the parameters  $a_{kl}$ , and the statistical uncertainty on the data in the  $N_2^{1,DDT} < 0$  region.

The systematic uncertainties in the shapes and normalization of the  $W$  and  $Z$  boson backgrounds and the signal are correlated since they are affected by similar systematic effects. The uncertainties in the jet mass scale and resolution, and the  $N_2^{1,DDT}$  selection efficiency, are estimated using an independent sample of merged  $W$  boson jets in semileptonic  $t\bar{t}$  events in data. In this region, we require events to have an energetic muon with  $p_T > 100$  GeV,  $p_T^{\text{miss}} > 80$  GeV, a high- $p_T$  AK8 or CA15 jet with  $p_T > 200$  GeV, and an additional jet separated from the AK8 (CA15) jet by  $\Delta R > 0.8$  (1.5). The efficiency of the  $N_2^{1,DDT} < 0$  requirement is measured in simulation and data by fitting the  $W$  boson mass peak in the jet mass distribution for events passing and failing this requirement in the control region. This efficiency is used to correct overall yields



for resonant backgrounds obtained from simulation in the signal region and is measured to be  $0.90 \pm 0.09$  ( $1.02 \pm 0.06$ ) for AK8 (CA15) jets. The jet mass resolution data-to-simulation scale factor is measured to be  $1.1 \pm 0.1$  for both AK8 and CA15 jets. The jet mass scales in data and simulation are found to be consistent within 1%. The variation of the jet mass scale with jet  $p_T$  is studied using large cone size jets. At high momenta ( $p_T > 350$  GeV) the decay products of the top quark are contained in a single jet, and the  $m_{SD}$  distribution exhibits a top quark peak. By performing simultaneous fits to data and simulation of this peak binned in  $p_T$ , a small (1%) variation in jet mass scale is observed and applied in the fit as an additional  $p_T$ -dependent nuisance parameter. These scale factors determine the initial shape and normalization of the jet mass distribution for the  $W$ ,  $Z$  boson, and signal but they are further constrained in the fit to data because of the presence of the  $W$  and  $Z$  resonances in the jet mass distribution.

To account for potential deviations due to missing higher-order corrections, uncertainties are applied to the  $W$  and  $Z$  boson yields. These uncertainties increase with the jet  $p_T$  and are correlated per  $p_T$  bin. An additional systematic uncertainty is included to account for potential differences between the  $W$  and  $Z$  boson higher-order corrections (NLO EW  $W/Z$  decorrelation). The uncertainties associated with the modeling of the  $Z'$  boson  $p_T$  spectrum when considering extra jets in the generation and similar NLO QCD corrections to the  $Z$  boson are propagated to the overall normalization of the  $Z'$  signal. Finally, uncertainties associated with the jet energy resolution [46], trigger efficiency, variations in the amount of pileup and the integrated luminosity determination [59] are also applied to the  $W$ ,  $Z$ , and  $Z'$  boson signal yields.

A quantitative summary of the systematic effects considered for signal and  $W/Z$  boson background processes is given in Table 1.

Table 1: Summary of the systematic uncertainties for signal ( $Z'$ ) and  $W/Z$  boson background processes, for AK8 and CA15 jet reconstruction. The reported ranges denote a variation of the uncertainty across  $p_T$  bins, from 525 to 1500 GeV (AK8 jets) and from 575 to 1500 GeV (CA15 jets). The symbol  $\Delta$  denotes uncorrelated uncertainties for each  $p_T$  bin. For the uncertainties related to the jet mass scale and resolution, the reported percentage reflects a one standard deviation effect on the nominal jet mass shape. Three dots (—) indicates that the uncertainty does not apply.

Uncertainty source	Systematic Uncertainty			
	$Z'$ (AK8)	$W/Z$ (AK8)	$Z'$ (CA15)	$W/Z$ (CA15)
NLO EW corrections $\Delta$	—	15–35%	—	15–35%
NLO QCD corrections	10%	10%	10%	10%
NLO EW $W/Z$ decorrelation $\Delta$	—	5–15%	—	5–15%
Simulation sample size	1–12%	1–12%	1–12%	1–12%
$N_2^{1,DDT}$ selection efficiency	10%	10%	7%	7%
Jet mass scale	1%	1%	1%	1%
Jet mass resolution	10%	10%	7%	7%
Jet mass scale (% / ( $p_T$ [GeV]/100)) $\Delta$	0.5–2%	0.5–2%	0.5–2%	0.5–2%
Jet energy resolution	1–7%	1–7%	1–7%	1–7%
Signal $p_T$ correction	5%	—	5%	—
Integrated luminosity	2.3%	2.3%	2.3%	2.3%
Trigger efficiency	2%	2%	2%	2%
Pileup	1–2%	1–2%	1–2%	1–2%
Lepton veto efficiency	0.5%	0.5%	0.5%	0.5%

## 6 Results

A binned maximum likelihood fit to the shape of the observed  $m_{\text{SD}}$  distribution is performed using the sum of the  $Z'$  signal,  $W$ ,  $Z$ ,  $t\bar{t}$ , and QCD contributions. We search for a signal from a  $Z'$  resonance in the mass range from 50 to 450 GeV. Signal shapes are taken directly from simulation. The fit is performed simultaneously in the passing and failing regions of five (four)  $p_{\text{T}}$  categories for AK8 (CA15) jets, as well as in the passing and failing components of the  $t\bar{t}$ -enriched control region. The boundaries of the  $p_{\text{T}}$  categories are: 525, 575, 625, 700, 800, and 1500 GeV for the AK8 jets and 575, 625, 700, 800, and 1500 GeV for the CA15 jets. The bin boundaries are chosen so that approximately the same number of events are used to constrain  $R_{\text{p/f}}$  in each  $p_{\text{T}}$  bin.

The number of observed events is consistent with the predicted background from SM processes. Figure 2 shows the  $m_{\text{SD}}$  distribution for data and measured background contributions for AK8 jets in each  $p_{\text{T}}$  category of the fit for a  $Z'$  mass hypothesis of 110 GeV. Figure 3 shows the distributions for CA15 jets in each category for a  $Z'$  mass hypothesis of 210 GeV. For AK8 jets, the  $W$  and  $Z$  boson contributions are clearly visible as a merged peak in the data, while for CA15 jets, due to the  $\rho$  selection and increased QCD background, the  $W/Z$  contributions are only visible in the lower  $p_{\text{T}}$  categories.

The results of the fit are used to set 95% confidence level (CL) upper limits of the  $Z'$  boson coupling to quarks  $g'_{\text{q}}$ , which is related to the  $Z'$  coupling convention of Ref. [24] by  $g'_{\text{q}} = g_{\text{B}}/6$ . Upper limits are computed using the modified frequentist approach for CL, taking the profile likelihood ratio as the test statistic [60, 61] in the asymptotic approximation [62]. Systematic uncertainties are incorporated as nuisance parameters and profiled over in the limit calculations, using log-normal priors for normalization uncertainties and Gaussian constraints for shape uncertainties. The dominant uncertainty on the  $g'_{\text{q}}$  limit arises from the fit parameters of the  $R_{\text{p/f}}$  followed by the theoretical uncertainties on the signal yield due to missing NLO QCD corrections.

Limits on  $g'_{\text{q}}$  as a function of the  $Z'$  boson mass are shown in Fig. 4, using only data collected in 2017. Based on the expected sensitivity, the AK8 and CA15 jet selections are used for signal masses below and above 175 GeV, respectively. Coupling values above the solid curves are excluded at the 95% CL. The maximum local observed  $p$ -value corresponds to 2.9 standard deviations at a  $Z'(q\bar{q})$  mass of 200 GeV. The largest downward fluctuation in the limits occurs at a  $Z'(q\bar{q})$  mass of 60 GeV, corresponding to a local significance of  $-3$  standard deviations. A loss of sensitivity of 20%, relative to the results set by the previous search [20], is observed, due to the higher  $p_{\text{T}}$  threshold determined by the trigger turn-on for the 2017 data set.

We summarize the results of this paper in the mass vs. coupling plane in Fig. 5. For masses between 50 and 220 GeV, the most restrictive limits for this search are obtained from the statistical combination of the upper limits set by the 2016 and 2017 data sets using AK8 jets. For the mass range between 175 and 220 GeV, this combination is as sensitive as that obtained from the limits set by the 2016 AK8 jet and 2017 CA15 jet searches. The limits correspond to a total integrated luminosity of  $77.0 \text{ fb}^{-1}$ . For higher masses, between 220 and 450 GeV, the most stringent limits come from the analysis of 2017 data using CA15 jets, corresponding to an integrated luminosity of  $41.1 \text{ fb}^{-1}$ . For comparison, less sensitive limits set by the AK8 jet analysis in the range from 220 to 300 GeV, using the combined data sets recorded in 2016 and 2017, are presented in Fig. 8 of Appendix A. The sensitivity is driven by the multijet background uncertainty on the parametric fit of  $R_{\text{p/f}}$ , which is modeled with different polynomial orders for the 2016 and 2017 data sets. A local excess in the observed limit over the expected limit, corresponding to 2.9 standard deviations, was observed at a  $Z'$  mass hypothesis near 115 GeV in the

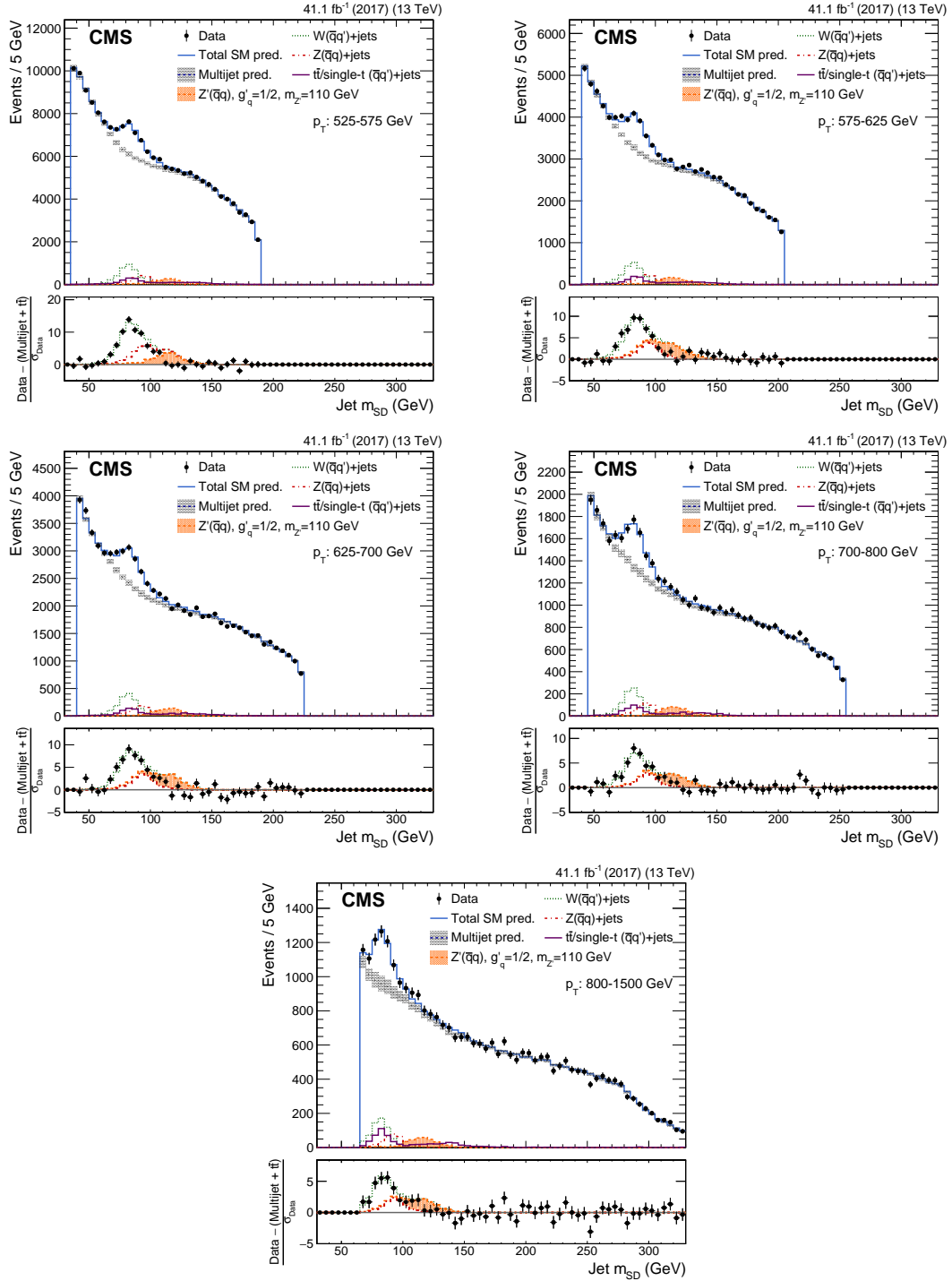


Figure 2: Jet  $m_{SD}$  distribution for AK8 jets for each  $p_T$  category of the fit. Data are shown by the black points. The multijet background prediction, including uncertainties, is shown by the shaded bands. Contributions from the W and Z bosons, and top quark background processes are shown as well. A hypothetical  $Z'$  boson signal with a mass of 110 GeV is also indicated. In the bottom panel, the ratio of the data to its statistical uncertainty, after subtracting the non-resonant backgrounds, is shown.

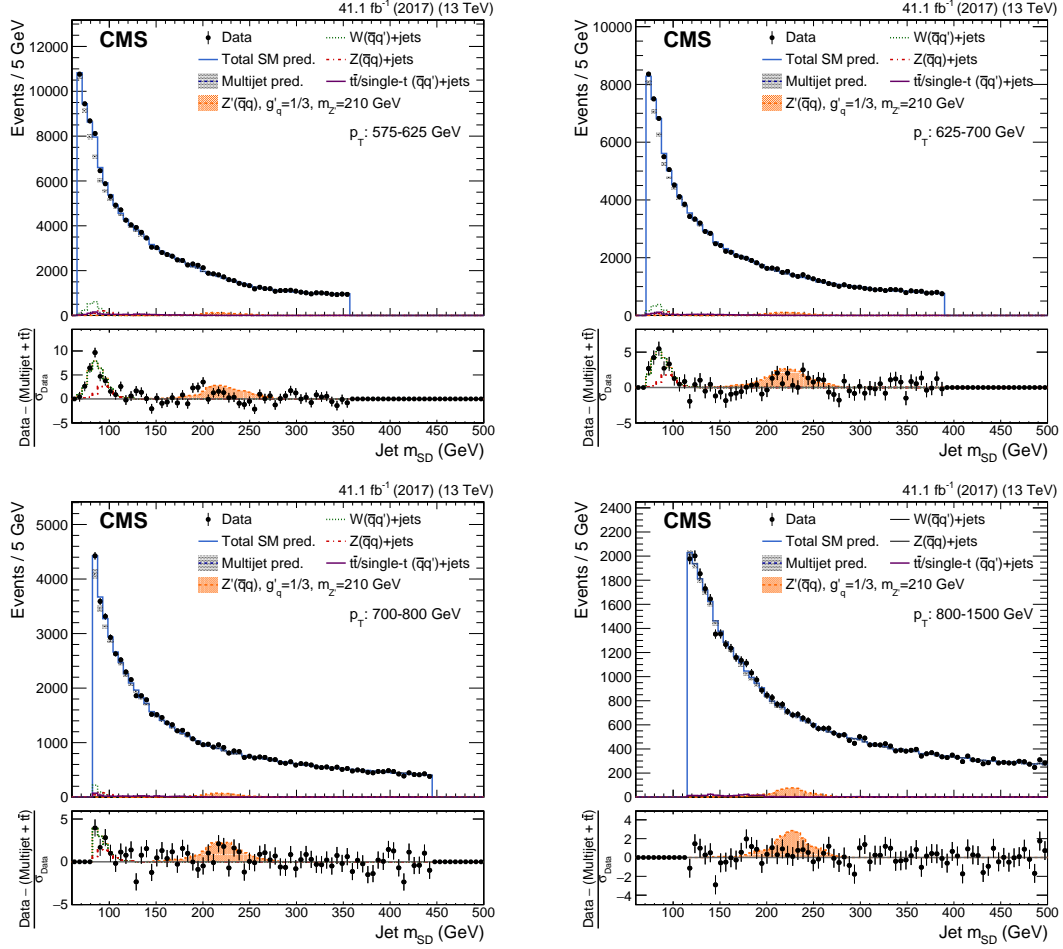


Figure 3: Jet  $m_{SD}$  distribution for CA15 jets for the different  $p_T$  ranges of the fit from 575 to 1500 GeV. Data are shown as black points. The multijet background prediction, including uncertainties, is shown by the shaded bands. Smaller contributions from the W and Z bosons, and top quark background processes are shown as well. A hypothetical  $Z'$  boson signal with a mass of 210 GeV is also indicated. In the bottom panel, the ratio of the data to its statistical uncertainty, after subtracting the non-resonant backgrounds, is shown.

2016 analysis with  $35.9 \text{ fb}^{-1}$  of integrated luminosity. This excess is not confirmed by the 2017 analysis, where the local observed  $p$ -value for a  $Z'$  boson mass of 115 GeV is 0.5 and the data agrees with the prediction. The combined observed limit with the full 2016 and 2017 dataset at a  $Z'$  mass hypothesis of 115 GeV in Fig. 5, corresponds to 2.2 standard deviations from the background-only expectation.

In the mass range between 50 and 300 GeV this analysis places the most sensitive limits to date. Above 300 GeV the most sensitive limits are set by the searches for dijet resonances in the resolved regime produced in association with a jet [63] or with a photon [23]. The CA15 jet analysis sensitivity is lower due to the lack of a dedicated CA15 jet trigger-level selection.

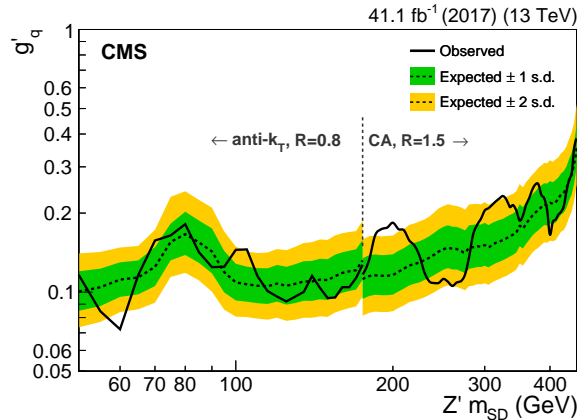


Figure 4: Upper limits at 95% CL on the coupling  $g'_q$  as a function of the resonance mass for a leptophobic  $Z'$  boson that couples only to quarks, based on the 2017 analysis. The observed limits (solid), expected limits (dashed), and their variation at the 1 and 2 standard deviation levels (shaded bands) are shown. The vertical line at 175 GeV corresponds to the transition between the AK8 and CA15 jet selections.

## 7 Summary

A search for a narrow vector resonance ( $Z'$ ) decaying into a quark-antiquark pair and reconstructed as a single jet with a topology of a resonance recoiling against initial state radiation has been presented. The analysis uses a data set comprised of proton-proton collisions at  $\sqrt{s} = 13 \text{ TeV}$  collected in 2017 at the LHC, corresponding to an integrated luminosity of  $41.1 \text{ fb}^{-1}$ . The results are statistically combined with those obtained with data collected in 2016 to achieve more sensitive exclusion limits with a total integrated luminosity of  $77.0 \text{ fb}^{-1}$ . Jet substructure techniques are employed to identify a jet containing a  $Z'$  boson candidate over a smoothly falling jet mass distribution in data. No significant excess above the standard model prediction is observed. Upper limits at 95% confidence level are set on the  $Z'$  boson coupling to quarks,  $g'_q$ , as a function of the  $Z'$  boson mass. Coupling values of  $g'_q > 0.4$  are excluded over the signal mass range from 50 to 450 GeV, with the most stringent constraints set for masses below 250 GeV where coupling values of  $g'_q > 0.2$  are excluded. For masses between 50 and 300 GeV these are the most sensitive limits to date. The results obtained for masses from 300 to 450 GeV represent the first direct limits to be published in this range for a leptophobic  $Z'$  signal reconstructed as a single large-radius jet.

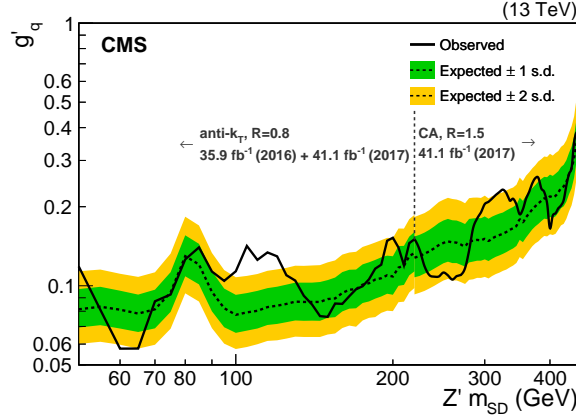


Figure 5: Upper limits at 95% CL on the coupling  $g'_q$  as a function of the resonance mass for a leptophobic  $Z'$  boson that couples only to quarks. The observed limits (solid), expected limits (dashed), and their variation at the 1 and 2 standard deviation levels (shaded bands) are shown. For masses between 50 and 220 GeV the limits correspond to a  $Z'$  boson reconstructed in AK8 jets using  $77.0 \text{ fb}^{-1}$  of statistically combined data from 2016 and 2017. For masses above 220 up to 450 GeV, the results correspond to a  $Z'$  resonance reconstructed in CA15 jets using  $41.1 \text{ fb}^{-1}$  of data collected in 2017.

## Acknowledgments

We congratulate our colleagues in the CERN accelerator departments for the excellent performance of the LHC and thank the technical and administrative staffs at CERN and at other CMS institutes for their contributions to the success of the CMS effort. In addition, we gratefully acknowledge the computing centers and personnel of the Worldwide LHC Computing Grid for delivering so effectively the computing infrastructure essential to our analyses. Finally, we acknowledge the enduring support for the construction and operation of the LHC and the CMS detector provided by the following funding agencies: BMBWF and FWF (Austria); FNRS and FWO (Belgium); CNPq, CAPES, FAPERJ, FAPERGS, and FAPESP (Brazil); MES (Bulgaria); CERN; CAS, MoST, and NSFC (China); COLCIENCIAS (Colombia); MSES and CSF (Croatia); RPF (Cyprus); SENESCYT (Ecuador); MoER, ERC IUT, PUT and ERDF (Estonia); Academy of Finland, MEC, and HIP (Finland); CEA and CNRS/IN2P3 (France); BMBF, DFG, and HGF (Germany); GSRT (Greece); NKFI (Hungary); DAE and DST (India); IPM (Iran); SFI (Ireland); INFN (Italy); MSIP and NRF (Republic of Korea); MES (Latvia); LAS (Lithuania); MOE and UM (Malaysia); BUAP, CINVESTAV, CONACYT, LNS, SEP, and UASLP-FAI (Mexico); MOS (Montenegro); MBIE (New Zealand); PAEC (Pakistan); MSHE and NSC (Poland); FCT (Portugal); JINR (Dubna); MON, RosAtom, RAS, RFBR, and NRC KI (Russia); MESTD (Serbia); SEIDI, CPAN, PCTI, and FEDER (Spain); MOSTR (Sri Lanka); Swiss Funding Agencies (Switzerland); MST (Taipei); ThEPCenter, IPST, STAR, and NSTDA (Thailand); TUBITAK and TAEK (Turkey); NASU and SFFR (Ukraine); STFC (United Kingdom); DOE and NSF (USA).

Individuals have received support from the Marie-Curie program and the European Research Council and Horizon 2020 Grant, contract Nos. 675440, 752730, and 765710 (European Union); the Leventis Foundation; the A.P. Sloan Foundation; the Alexander von Humboldt Foundation; the Belgian Federal Science Policy Office; the Fonds pour la Formation à la Recherche dans l'Industrie et dans l'Agriculture (FRIA-Belgium); the Agentschap voor Innovatie door Wetenschap en Technologie (IWT-Belgium); the F.R.S.-FNRS and FWO (Belgium) under the "Excellence of Science – EOS" – be.h project n. 30820817; the Beijing Municipal Science & Technology

Commission, No. Z181100004218003; the Ministry of Education, Youth and Sports (MEYS) of the Czech Republic; the Lendület (“Momentum”) Program and the János Bolyai Research Scholarship of the Hungarian Academy of Sciences, the New National Excellence Program ÚNKP, the NKFIÁ research grants 123842, 123959, 124845, 124850, 125105, 128713, 128786, and 129058 (Hungary); the Council of Science and Industrial Research, India; the HOMING PLUS program of the Foundation for Polish Science, cofinanced from European Union, Regional Development Fund, the Mobility Plus program of the Ministry of Science and Higher Education, the National Science Center (Poland), contracts Harmonia 2014/14/M/ST2/00428, Opus 2014/13/B/ST2/02543, 2014/15/B/ST2/03998, and 2015/19/B/ST2/02861, Sonata-bis 2012/07/E/ST2/01406; the National Priorities Research Program by Qatar National Research Fund; the Ministry of Science and Education, grant no. 3.2989.2017 (Russia); the Programa Estatal de Fomento de la Investigación Científica y Técnica de Excelencia María de Maeztu, grant MDM-2015-0509 and the Programa Severo Ochoa del Principado de Asturias; the Thalís and Aristeia programs cofinanced by EU-ESF and the Greek NSRF; the Rachadapisek Sompot Fund for Postdoctoral Fellowship, Chulalongkorn University and the Chulalongkorn Academic into Its 2nd Century Project Advancement Project (Thailand); the Welch Foundation, contract C-1845; and the Weston Havens Foundation (USA).

## References

- [1] E. Eichten, I. Hinchliffe, K. D. Lane, and C. Quigg, “Super collider physics”, *Rev. Mod. Phys.* **56** (1984) 579, doi:10.1103/RevModPhys.56.579.
- [2] U. Baur, I. Hinchliffe, and D. Zeppenfeld, “Excited quark production at hadron colliders”, *Int. J. Mod. Phys. A* **2** (1987) 1285, doi:10.1142/S0217751X87000661.
- [3] P. H. Frampton and S. L. Glashow, “Chiral color: An alternative to the standard model”, *Phys. Lett. B* **190** (1987) 157, doi:10.1016/0370-2693(87)90859-8.
- [4] J. L. Hewett and T. G. Rizzo, “Low-energy phenomenology of superstring inspired E(6) models”, *Phys. Rept.* **183** (1989) 193, doi:10.1016/0370-1573(89)90071-9.
- [5] U. Baur, M. Spira, and P. M. Zerwas, “Excited quark and lepton production at hadron colliders”, *Phys. Rev. D* **42** (1990) 815, doi:10.1103/PhysRevD.42.815.
- [6] E. H. Simmons, “Coloron phenomenology”, *Phys. Rev. D* **55** (1997) 1678, doi:10.1103/PhysRevD.55.1678, arXiv:hep-ph/9608269.
- [7] L. Randall and R. Sundrum, “An alternative to compactification”, *Phys. Rev. Lett.* **83** (1999) 4690, doi:10.1103/PhysRevLett.83.4690, arXiv:hep-th/9906064.
- [8] S. Cullen, M. Perelstein, and M. E. Peskin, “TeV strings and collider probes of large extra dimensions”, *Phys. Rev. D* **62** (2000) 055012, doi:10.1103/PhysRevD.62.055012, arXiv:hep-ph/0001166.
- [9] L. A. Anchordoqui et al., “Dijet signals for low mass strings at the LHC”, *Phys. Rev. Lett.* **101** (2008) 241803, doi:10.1103/PhysRevLett.101.241803, arXiv:0808.0497.
- [10] T. Han, I. Lewis, and Z. Liu, “Colored resonant signals at the LHC: Largest rate and simplest topology”, *JHEP* **12** (2010) 085, doi:10.1007/JHEP12(2010)085, arXiv:1010.4309.

- 
- [11] R. S. Chivukula, A. Farzinnia, E. H. Simmons, and R. Foadi, “Production of massive color-octet vector bosons at next-to-leading order”, *Phys. Rev. D* **85** (2012) 054005, doi:10.1103/PhysRevD.85.054005, arXiv:1111.7261.
- [12] D. Abercrombie et al., “Dark matter benchmark models for early LHC Run-2 searches: Report of the ATLAS/CMS Dark Matter Forum”, (2015). arXiv:1507.00966.
- [13] G. Busoni et al., “Recommendations on presenting LHC searches for missing transverse energy signals using simplified  $s$ -channel models of dark matter”, (2016). arXiv:1603.04156.
- [14] ATLAS Collaboration, “Search for new phenomena in dijet events using  $37 \text{ fb}^{-1}$  of  $pp$  collision data collected at  $\sqrt{s} = 13 \text{ TeV}$  with the ATLAS detector”, *Phys. Rev. D* **96** (2017) 052004, doi:10.1103/PhysRevD.96.052004.
- [15] CMS Collaboration, “Search for narrow and broad dijet resonances in proton-proton collisions at  $\sqrt{s} = 13 \text{ TeV}$  and constraints on dark matter mediators and other new particles”, *JHEP* **08** (2018) 130, doi:10.1007/JHEP08(2018)130, arXiv:1806.00843.
- [16] CMS Collaboration, “Search for narrow resonances in dijet final states at  $\sqrt{s} = 8 \text{ TeV}$  with the novel CMS technique of data scouting”, *Phys. Rev. Lett.* **117** (2016) 031802, doi:10.1103/PhysRevLett.117.031802, arXiv:1604.08907.
- [17] CMS Collaboration, “Search for dijet resonances in proton-proton collisions at  $\sqrt{s} = 13 \text{ TeV}$  and constraints on dark matter and other models”, *Phys. Lett. B* **769** (2017) 520, doi:10.1016/j.physletb.2017.02.012, arXiv:1611.03568.
- [18] ATLAS Collaboration, “Search for low-mass dijet resonances using trigger-level jets with the ATLAS detector in  $pp$  collisions at  $\sqrt{s} = 13 \text{ TeV}$ ”, *Phys. Rev. Lett.* **121** (2018) 081801, doi:10.1103/PhysRevLett.121.081801, arXiv:1804.03496.
- [19] CMS Collaboration, “Search for low mass vector resonances decaying to quark-antiquark pairs in proton-proton collisions at  $\sqrt{s} = 13 \text{ TeV}$ ”, *Phys. Rev. Lett.* **119** (2017) 111802, doi:10.1103/PhysRevLett.119.111802, arXiv:1705.10532.
- [20] CMS Collaboration, “Search for low mass vector resonances decaying into quark-antiquark pairs in proton-proton collisions at  $\sqrt{s} = 13 \text{ TeV}$ ”, *JHEP* **01** (2018) 097, doi:10.1007/JHEP01(2018)097, arXiv:1710.00159.
- [21] ATLAS Collaboration, “Search for light resonances decaying to boosted quark pairs and produced in association with a photon or a jet in proton-proton collisions at  $\sqrt{s} = 13 \text{ TeV}$  with the ATLAS detector”, *Phys. Lett. B* **788** (2019) 316, doi:10.1016/j.physletb.2018.09.062, arXiv:1801.08769.
- [22] CMS Collaboration, “Search for low-mass quark-antiquark resonances produced in association with a photon at  $\sqrt{s} = 13 \text{ TeV}$ ”, *Phys. Rev. Lett.* **123** (2019), no. 23, 231803, doi:10.1103/PhysRevLett.123.231803, arXiv:1905.10331.
- [23] ATLAS Collaboration, “Search for low-mass resonances decaying into two jets and produced in association with a photon using  $pp$  collisions at  $\sqrt{s} = 13 \text{ TeV}$  with the ATLAS detector”, *Phys. Lett.* **795** (2019) 56, doi:10.1016/j.physletb.2019.03.067, arXiv:1901.10917.



- [24] B. A. Dobrescu and F. Yu, “Coupling-mass mapping of dijet peak searches”, *Phys. Rev. D* **88** (2013) 035021, doi:10.1103/PhysRevD.88.035021, arXiv:1306.2629. [Erratum: doi:10.1103/PhysRevD.90.079901].
- [25] CMS Collaboration, “The CMS experiment at the CERN LHC”, *JINST* **3** (2008) S08004, doi:10.1088/1748-0221/3/08/S08004.
- [26] CMS Collaboration, “The CMS trigger system”, *JINST* **12** (2017) 1020, doi:10.1088/1748-0221/12/01/P01020, arXiv:1609.02366.
- [27] GEANT4 Collaboration, “GEANT4—a simulation toolkit”, *Nucl. Instrum. Meth. A* **506** (2003) 250, doi:10.1016/S0168-9002(03)01368-8.
- [28] J. Alwall et al., “The automated computation of tree-level and next-to-leading order differential cross sections, and their matching to parton shower simulations”, *JHEP* **07** (2014) 079, doi:10.1007/JHEP07(2014)079, arXiv:1405.0301.
- [29] J. Alwall et al., “Comparative study of various algorithms for the merging of parton showers and matrix elements in hadronic collisions”, *Eur. Phys. J. C* **53** (2008) 473, doi:10.1140/epjc/s10052-007-0490-5, arXiv:0706.2569.
- [30] P. Nason, “A new method for combining NLO QCD with shower Monte Carlo algorithms”, *JHEP* **11** (2004) 040, doi:10.1088/1126-6708/2004/11/040, arXiv:hep-ph/0409146.
- [31] S. Frixione, P. Nason, and C. Oleari, “Matching NLO QCD computations with Parton Shower simulations: the POWHEG method”, *JHEP* **11** (2007) 070, doi:10.1088/1126-6708/2007/11/070, arXiv:0709.2092.
- [32] S. Alioli, P. Nason, C. Oleari, and E. Re, “A general framework for implementing NLO calculations in shower Monte Carlo programs: the POWHEG BOX”, *JHEP* **06** (2010) 043, doi:10.1007/JHEP06(2010)043, arXiv:1002.2581.
- [33] T. Sjöstrand et al., “An introduction to PYTHIA 8.2”, *Comput. Phys. Commun.* **191** (2015) 159, doi:10.1016/j.cpc.2015.01.024, arXiv:1410.3012.
- [34] CMS Collaboration, “Extraction and validation of a new set of CMS PYTHIA8 tunes from underlying-event measurements”, (2019). arXiv:1903.12179. Submitted to *Phys. Rev. D*.
- [35] NNPDF Collaboration, “Parton distributions from high-precision collider data”, *Eur. Phys. J. C* **77** (2017) 663, doi:10.1140/epjc/s10052-017-5199-5, arXiv:1706.00428.
- [36] CMS Collaboration, “Search for dark matter produced with an energetic jet or a hadronically decaying W or Z boson at  $\sqrt{s} = 13$  TeV”, *JHEP* **07** (2017) 014, doi:10.1007/JHEP07(2017)014, arXiv:1703.01651.
- [37] S. Kallweit et al., “NLO electroweak automation and precise predictions for W+multijet production at the LHC”, *JHEP* **04** (2015) 012, doi:10.1007/JHEP04(2015)012, arXiv:1412.5157.
- [38] S. Kallweit et al., “NLO QCD+EW predictions for V+jets including off-shell vector-boson decays and multijet merging”, *JHEP* **04** (2016) 021, doi:10.1007/JHEP04(2016)021, arXiv:1511.08692.

- 
- [39] S. Kallweit et al., “NLO QCD+EW automation and precise predictions for V+multijet production”, in *Proceedings, 50th Rencontres de Moriond, QCD and high energy interactions*, p. 121, ARISF. ARISF, 2015. arXiv:1505.05704.
- [40] J. M. Lindert et al., “Precise predictions for  $V + \text{jets}$  dark matter backgrounds”, *Eur. Phys. J. C* **77** (2017) 829, doi:10.1140/epjc/s10052-017-5389-1, arXiv:1705.04664.
- [41] CMS Collaboration, “Particle-flow reconstruction and global event description with the CMS detector”, *JINST* **12** (2017) P10003, doi:10.1088/1748-0221/12/10/P10003, arXiv:1706.04965.
- [42] M. Cacciari, G. P. Salam, and G. Soyez, “The anti- $k_T$  jet clustering algorithm”, *JHEP* **04** (2008) 063, doi:10.1088/1126-6708/2008/04/063, arXiv:0802.1189.
- [43] M. Cacciari, G. P. Salam, and G. Soyez, “FastJet user manual”, *Eur. Phys. J. C* **72** (2012) 1896, doi:10.1140/epjc/s10052-012-1896-2, arXiv:1111.6097.
- [44] Y. L. Dokshitzer, G. D. Leder, S. Moretti, and B. R. Webber, “Better jet clustering algorithms”, *JHEP* **08** (1997) 001, doi:10.1088/1126-6708/1997/08/001, arXiv:hep-ph/9707323.
- [45] D. Bertolini, P. Harris, M. Low, and N. Tran, “Pileup per particle identification”, *JHEP* **10** (2014) 059, doi:10.1007/JHEP10(2014)059, arXiv:1407.6013.
- [46] CMS Collaboration, “Determination of jet energy calibration and transverse momentum resolution in CMS”, *JINST* **6** (2011) 11002, doi:10.1088/1748-0221/6/11/P11002, arXiv:1107.4277.
- [47] CMS Collaboration, “Jet energy scale and resolution in the CMS experiment in pp collisions at 8 TeV”, *JINST* **12** (2017) 2014, doi:10.1088/1748-0221/12/02/P02014, arXiv:1607.03663.
- [48] M. Dasgupta, A. Fregoso, S. Marzani, and G. P. Salam, “Towards an understanding of jet substructure”, *JHEP* **09** (2013) 029, doi:10.1007/JHEP09(2013)029, arXiv:1307.0007.
- [49] A. J. Larkoski, S. Marzani, G. Soyez, and J. Thaler, “Soft drop”, *JHEP* **05** (2014) 146, doi:10.1007/JHEP05(2014)146, arXiv:1402.2657.
- [50] J. Dolen et al., “Thinking outside the ROCs: Designing Decorrelated Taggers (DDT) for jet substructure”, *JHEP* **05** (2016) 156, doi:10.1007/JHEP05(2016)156, arXiv:1603.00027.
- [51] I. Moutl, L. Necib, and J. Thaler, “New angles on energy correlation functions”, *JHEP* **12** (2016) 153, doi:10.1007/JHEP12(2016)153, arXiv:1609.07483.
- [52] D. Krohn, J. Thaler, and L.-T. Wang, “Jet trimming”, *JHEP* **02** (2010) 084, doi:10.1007/JHEP02(2010)084, arXiv:0912.1342.
- [53] S. Catani, Y. Dokshitzer, M. Seymour, and B. Webber, “Longitudinally-invariant  $k$ -clustering algorithms for hadron-hadron collisions”, *Nucl. Phys. B* **406** (1993) 187, doi:10.1016/0550-3213(93)90166-M.
- [54] S. A. Dudani, “The distance-weighted  $k$ -nearest-neighbor rule”, *IEEE Trans. Syst. Man Cybern. B Cybern.* **SMC-6** (1976) 325, doi:10.1109/TSMC.1976.5408784.

- 
- [55] CMS Collaboration, “Performance of electron reconstruction and selection with the CMS detector in proton-proton collisions at  $\sqrt{s} = 8$  TeV”, *JINST* **10** (2015) P06005, doi:10.1088/1748-0221/10/06/P06005, arXiv:1502.02701.
- [56] CMS Collaboration, “Performance of CMS muon reconstruction in pp collision events at  $\sqrt{s} = 7$  TeV”, *JINST* **7** (2012) P10002, doi:10.1088/1748-0221/7/10/P10002, arXiv:1206.4071.
- [57] CMS Collaboration, “Performance of reconstruction and identification of  $\tau$  leptons decaying to hadrons and  $\nu_\tau$  in pp collisions at  $\sqrt{s} = 13$  TeV”, *JINST* **13** (2018) P10005, doi:10.1088/1748-0221/13/10/P10005, arXiv:1809.02816.
- [58] R. A. Fisher, “On the interpretation of  $\chi^2$  from contingency tables, and the calculation of  $P$ ”, *J. Roy. Statist. Soc.* **85** (1922) 87, doi:10.2307/2340521.
- [59] CMS Collaboration, “CMS luminosity measurement for the 2017 data-taking period at  $\sqrt{s} = 13$  TeV”, CMS Physics Analysis Summary, 2018.
- [60] T. Junk, “Confidence level computation for combining searches with small statistics”, *Nucl. Instrum. Meth. A* **434** (1999) 435, doi:10.1016/S0168-9002(99)00498-2, arXiv:hep-ex/9902006.
- [61] A. L. Read, “Presentation of search results: the  $CL_s$  technique”, *J. Phys. G* **28** (2002) 2693, doi:10.1088/0954-3899/28/10/313.
- [62] G. Cowan, K. Cranmer, E. Gross, and O. Vitells, “Asymptotic formulae for likelihood-based tests of new physics”, *Eur. Phys. J. C* **71** (2011) 1554, doi:10.1140/epjc/s10052-011-1554-0, arXiv:1007.1727. [Erratum, EPJ C 73, 2501 (2013), doi:10.1140/epjc/s10052-013-2501-z].
- [63] CMS Collaboration, “Search for dijet resonances using events with three jets in proton-proton collisions at  $\sqrt{s} = 13$  TeV”, (2019). arXiv:1911.03761.

## A Additional analysis distributions

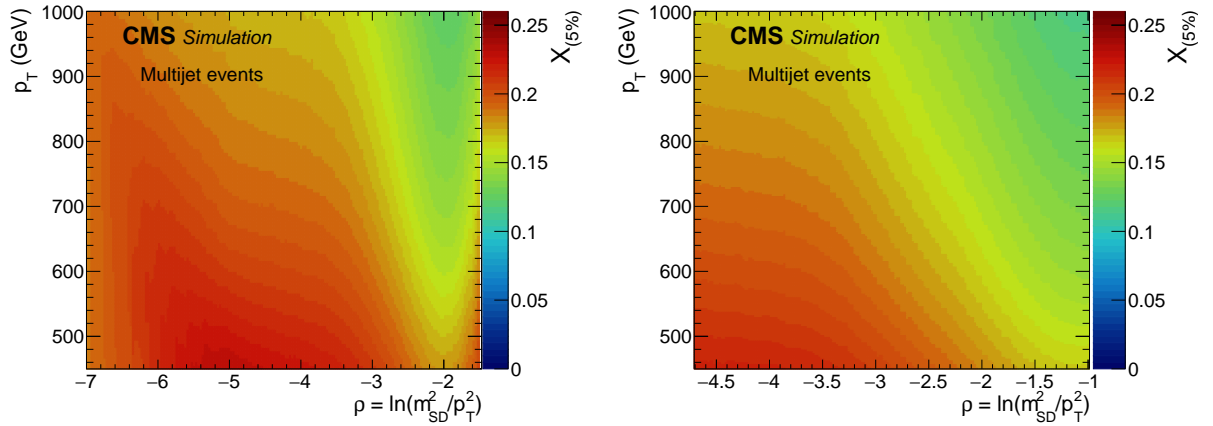


Figure 6: Distributions of  $X_{(5\%)}$  used to define the  $N_2^{1,DDT}$  variable for AK8 jets (right) and CA15 jets (left), corresponding to the 5% quantile of the  $N_2^1$  distribution in simulated multijet events. The distributions are shown as a function of the jet  $\rho$  and  $p_T$ . The  $N_2^1$  variable is mostly insensitive to the jet  $\rho$  and  $p_T$  in the kinematic phase space considered for this analysis:  $-5.5 < \rho < -2.0$  (AK8 jets) and  $-4.7 < \rho < -1.0$  (CA15 jets). The distributions of  $X_{(5\%)}$  are used to take into account residual correlations in simulation by applying a decorrelation procedure that yields the  $N_2^{1,DDT}$  variable. In order to ensure smoothness of the transformation, we simulate particle-level QCD multijet events and smear them using a parametric detector response derived for the  $N_2^1$  variable as a function of  $\rho$  and  $p_T$ . This method overcomes the limitation from the limited event count in simulated samples by generating  $10^4$  the original number of events available in the multijet simulation.

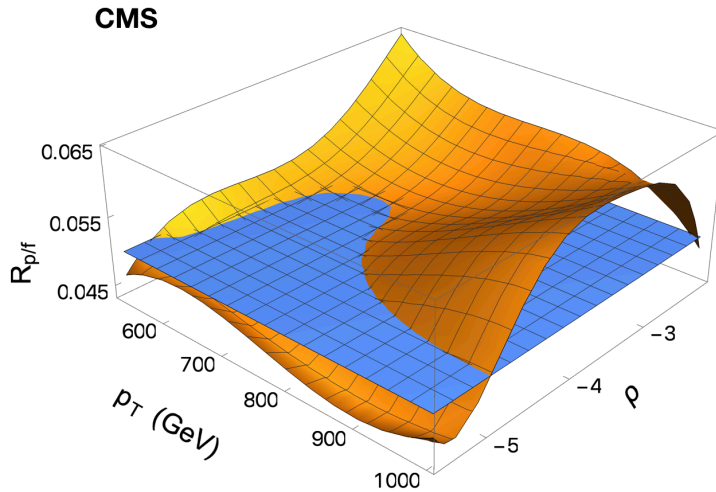


Figure 7: Pass-to-fail ratio,  $R_{p/f}(\rho(m_{SD}, p_T))$ , defined from the events passing and failing the  $N_2^{1,DDT}$  selection. The variable  $N_2^{1,DDT}$  is constructed so that, for simulated multijet events,  $R_{p/f}$  is constant at  $p = 5\%$  and  $f = 95\%$  (blue). To account for residual differences between data and simulation,  $R_{p/f}$  is extracted by performing a two-dimensional fit to data in  $(\rho, p_T)$  space (orange). The  $R_{p/f}$  shown is derived for AK8 jets using  $41.1 \text{ fb}^{-1}$  of data collected in 2017 and corresponds to a polynomial in the Bernstein basis of third order in  $p_T$  and fifth order in  $\rho$ .

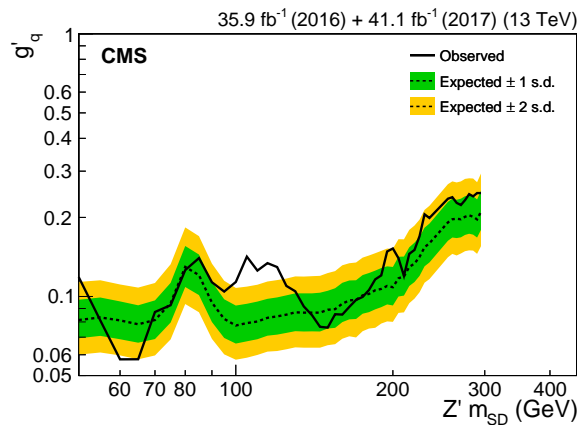


Figure 8: Upper limits at 95% CL on the coupling  $g'_q$  as a function of the resonance mass for a leptophobic  $Z'$  boson that couples only to quarks. based on the statistical combination of the 2016 and 2017 analyses using AK8 jets. The observed limits (solid), expected limits (dashed), and their variation at the 1 and 2 standard deviation levels (shaded bands) are shown.



## B The CMS Collaboration

### Yerevan Physics Institute, Yerevan, Armenia

A.M. Sirunyan<sup>†</sup>, A. Tumasyan

### Institut für Hochenergiephysik, Wien, Austria

W. Adam, F. Ambrogio, T. Bergauer, J. Brandstetter, M. Dragicevic, J. Erö, A. Escalante Del Valle, M. Flechl, R. Frühwirth<sup>1</sup>, M. Jeitler<sup>1</sup>, N. Krammer, I. Krätschmer, D. Liko, T. Madlener, I. Mikulec, N. Rad, J. Schieck<sup>1</sup>, R. Schöfbeck, M. Spanring, D. Spitzbart, W. Waltenberger, C.-E. Wulz<sup>1</sup>, M. Zarucki

### Institute for Nuclear Problems, Minsk, Belarus

V. Drugakov, V. Mossolov, J. Suarez Gonzalez

### Universiteit Antwerpen, Antwerpen, Belgium

M.R. Darwish, E.A. De Wolf, D. Di Croce, X. Janssen, A. Lelek, M. Pieters, H. Rejeb Sfar, H. Van Haevermaet, P. Van Mechelen, S. Van Putte, N. Van Remortel

### Vrije Universiteit Brussel, Brussel, Belgium

F. Blekman, E.S. Bols, S.S. Chhibra, J. D'Hondt, J. De Clercq, D. Lontkovskyi, S. Lowette, I. Marchesini, S. Moortgat, Q. Python, K. Skovpen, S. Tavernier, W. Van Doninck, P. Van Mulders

### Université Libre de Bruxelles, Bruxelles, Belgium

D. Beghin, B. Bilin, H. Brun, B. Clerbaux, G. De Lentdecker, H. Delannoy, B. Dorney, L. Favart, A. Grebenyuk, A.K. Kalsi, A. Popov, N. Postiau, E. Starling, L. Thomas, C. Vander Velde, P. Vanlaer, D. Vannerom

### Ghent University, Ghent, Belgium

T. Cornelis, D. Dobur, I. Khvastunov<sup>2</sup>, M. Niedziela, C. Roskas, D. Trocino, M. Tytgat, W. Verbeke, B. Vermassen, M. Vit, N. Zaganidis

### Université Catholique de Louvain, Louvain-la-Neuve, Belgium

O. Bondu, G. Bruno, C. Caputo, P. David, C. Delaere, M. Delcourt, A. Giammanco, V. Lemaitre, A. Magitteri, J. Prisciandaro, A. Saggio, M. Vidal Marono, P. Vischia, J. Zobec

### Centro Brasileiro de Pesquisas Fisicas, Rio de Janeiro, Brazil

F.L. Alves, G.A. Alves, G. Correia Silva, C. Hensel, A. Moraes, P. Rebello Teles

### Universidade do Estado do Rio de Janeiro, Rio de Janeiro, Brazil

E. Belchior Batista Das Chagas, W. Carvalho, J. Chinellato<sup>3</sup>, E. Coelho, E.M. Da Costa, G.G. Da Silveira<sup>4</sup>, D. De Jesus Damiao, C. De Oliveira Martins, S. Fonseca De Souza, L.M. Huertas Guativa, H. Malbouisson, J. Martins<sup>5</sup>, D. Matos Figueiredo, M. Medina Jaime<sup>6</sup>, M. Melo De Almeida, C. Mora Herrera, L. Mundim, H. Nogima, W.L. Prado Da Silva, L.J. Sanchez Rosas, A. Santoro, A. Sznajder, M. Thiel, E.J. Tonelli Manganote<sup>3</sup>, F. Torres Da Silva De Araujo, A. Vilela Pereira

### Universidade Estadual Paulista <sup>a</sup>, Universidade Federal do ABC <sup>b</sup>, São Paulo, Brazil

C.A. Bernardes<sup>a</sup>, L. Calligaris<sup>a</sup>, T.R. Fernandez Perez Tomei<sup>a</sup>, E.M. Gregores<sup>b</sup>, D.S. Lemos, P.G. Mercadante<sup>b</sup>, S.F. Novaes<sup>a</sup>, SandraS. Padula<sup>a</sup>

### Institute for Nuclear Research and Nuclear Energy, Bulgarian Academy of Sciences, Sofia, Bulgaria

A. Aleksandrov, G. Antchev, R. Hadjiiska, P. Iaydjiev, M. Misheva, M. Rodozov, M. Shopova, G. Sultanov

**University of Sofia, Sofia, Bulgaria**

M. Bonchev, A. Dimitrov, T. Ivanov, L. Litov, B. Pavlov, P. Petkov

**Beihang University, Beijing, China**

W. Fang<sup>7</sup>, X. Gao<sup>7</sup>, L. Yuan

**Institute of High Energy Physics, Beijing, China**

M. Ahmad, G.M. Chen, H.S. Chen, M. Chen, C.H. Jiang, D. Leggat, H. Liao, Z. Liu, S.M. Shaheen<sup>8</sup>, A. Spiezia, J. Tao, E. Yazgan, H. Zhang, S. Zhang<sup>8</sup>, J. Zhao

**State Key Laboratory of Nuclear Physics and Technology, Peking University, Beijing, China**

A. Agapitos, Y. Ban, G. Chen, A. Levin, J. Li, L. Li, Q. Li, Y. Mao, S.J. Qian, D. Wang, Q. Wang

**Tsinghua University, Beijing, China**

Z. Hu, Y. Wang

**Zhejiang University, Hangzhou, China**

M. Xiao

**Universidad de Los Andes, Bogota, Colombia**

C. Avila, A. Cabrera, C. Florez, C.F. González Hernández, M.A. Segura Delgado

**Universidad de Antioquia, Medellin, Colombia**

J. Mejia Guisao, J.D. Ruiz Alvarez, C.A. Salazar González, N. Vanegas Arbelaez

**University of Split, Faculty of Electrical Engineering, Mechanical Engineering and Naval Architecture, Split, Croatia**

D. Giljanović, N. Godinovic, D. Lelas, I. Puljak, T. Sculac

**University of Split, Faculty of Science, Split, Croatia**

Z. Antunovic, M. Kovac

**Institute Rudjer Boskovic, Zagreb, Croatia**

V. Brigljevic, S. Ceci, D. Ferencek, K. Kadija, B. Mesic, M. Roguljic, A. Starodumov<sup>9</sup>, T. Susa

**University of Cyprus, Nicosia, Cyprus**

M.W. Ather, A. Attikis, E. Erodotou, A. Ioannou, M. Kolosova, S. Konstantinou, G. Mavromanolakis, J. Mousa, C. Nicolaou, F. Ptochos, P.A. Razis, H. Rykaczewski, D. Tsiakkouri

**Charles University, Prague, Czech Republic**

M. Finger<sup>10</sup>, M. Finger Jr.<sup>10</sup>, A. Kveton, J. Tomsa

**Escuela Politecnica Nacional, Quito, Ecuador**

E. Ayala

**Universidad San Francisco de Quito, Quito, Ecuador**

E. Carrera Jarrin

**Academy of Scientific Research and Technology of the Arab Republic of Egypt, Egyptian Network of High Energy Physics, Cairo, Egypt**

Y. Assran<sup>11,12</sup>, S. Elgammal<sup>12</sup>

**National Institute of Chemical Physics and Biophysics, Tallinn, Estonia**

S. Bhowmik, A. Carvalho Antunes De Oliveira, R.K. Dewanjee, K. Ehataht, M. Kadastik, M. Raidal, C. Veelken

**Department of Physics, University of Helsinki, Helsinki, Finland**

P. Eerola, L. Forthomme, H. Kirschenmann, K. Osterberg, M. Voutilainen



**Helsinki Institute of Physics, Helsinki, Finland**

F. Garcia, J. Havukainen, J.K. Heikkilä, T. Järvinen, V. Karimäki, M.S. Kim, R. Kinnunen, T. Lampén, K. Lassila-Perini, S. Laurila, S. Lehti, T. Lindén, P. Luukka, T. Mäenpää, H. Siikonen, E. Tuominen, J. Tuominiemi

**Lappeenranta University of Technology, Lappeenranta, Finland**

T. Tuuva

**IRFU, CEA, Université Paris-Saclay, Gif-sur-Yvette, France**

M. Besancon, F. Couderc, M. Dejardin, D. Denegri, B. Fabbro, J.L. Faure, F. Ferri, S. Ganjour, A. Givernaud, P. Gras, G. Hamel de Monchenault, P. Jarry, C. Leloup, E. Locci, J. Malcles, J. Rander, A. Rosowsky, M.Ö. Sahin, A. Savoy-Navarro<sup>13</sup>, M. Titov

**Laboratoire Leprince-Ringuet, CNRS/IN2P3, Ecole Polytechnique, Institut Polytechnique de Paris**

S. Ahuja, C. Amendola, F. Beaudette, P. Busson, C. Charlot, B. Diab, G. Falmagne, R. Granier de Cassagnac, I. Kucher, A. Lobanov, C. Martin Perez, M. Nguyen, C. Ochando, P. Paganini, J. Rembser, R. Salerno, J.B. Sauvan, Y. Sirois, A. Zabi, A. Zghiche

**Université de Strasbourg, CNRS, IPHC UMR 7178, Strasbourg, France**

J.-L. Agram<sup>14</sup>, J. Andrea, D. Bloch, G. Bourgatte, J.-M. Brom, E.C. Chabert, C. Collard, E. Conte<sup>14</sup>, J.-C. Fontaine<sup>14</sup>, D. Gelé, U. Goerlach, M. Jansová, A.-C. Le Bihan, N. Tonon, P. Van Hove

**Centre de Calcul de l'Institut National de Physique Nucleaire et de Physique des Particules, CNRS/IN2P3, Villeurbanne, France**

S. Gadrat

**Université de Lyon, Université Claude Bernard Lyon 1, CNRS-IN2P3, Institut de Physique Nucléaire de Lyon, Villeurbanne, France**

S. Beauceron, C. Bernet, G. Boudoul, C. Camen, A. Carle, N. Chanon, R. Chierici, D. Contardo, P. Depasse, H. El Mamouni, J. Fay, S. Gascon, M. Gouzevitch, B. Ille, Sa. Jain, F. Lagarde, I.B. Laktineh, H. Lattaud, A. Lesauvage, M. Lethuillier, L. Mirabito, S. Perries, V. Sordini, L. Torterotot, G. Touquet, M. Vander Donckt, S. Viret

**Georgian Technical University, Tbilisi, Georgia**

G. Adamov

**Tbilisi State University, Tbilisi, Georgia**

D. Lomidze

**RWTH Aachen University, I. Physikalisches Institut, Aachen, Germany**

C. Autermann, L. Feld, M.K. Kiesel, K. Klein, M. Lipinski, D. Meuser, A. Pauls, M. Preuten, M.P. Rauch, C. Schomakers, J. Schulz, M. Teroerde, B. Wittmer

**RWTH Aachen University, III. Physikalisches Institut A, Aachen, Germany**

A. Albert, M. Erdmann, S. Erdweg, T. Esch, B. Fischer, S. Ghosh, T. Hebbeker, K. Hoepfner, H. Keller, L. Mastrolorenzo, M. Merschmeyer, A. Meyer, P. Millet, G. Mocellin, S. Mondal, S. Mukherjee, D. Noll, A. Novak, T. Pook, A. Pozdnyakov, T. Quast, M. Radziej, Y. Rath, H. Reithler, M. Rieger, J. Roemer, A. Schmidt, S.C. Schuler, A. Sharma, S. Wiedenbeck, S. Zaleski

**RWTH Aachen University, III. Physikalisches Institut B, Aachen, Germany**

G. Flügge, W. Haj Ahmad<sup>15</sup>, O. Hlushchenko, T. Kress, T. Müller, A. Nehr Korn, A. Nowack, C. Pistone, O. Pooth, D. Roy, H. Sert, A. Stahl<sup>16</sup>

**Deutsches Elektronen-Synchrotron, Hamburg, Germany**

M. Aldaya Martin, P. Asmuss, I. Babounikau, H. Bakhshiansohi, K. Beernaert, O. Behnke, U. Behrens, A. Bermúdez Martínez, D. Bertsche, A.A. Bin Anuar, K. Borras<sup>17</sup>, V. Botta, A. Campbell, A. Cardini, P. Connor, S. Consuegra Rodríguez, C. Contreras-Campana, V. Danilov, A. De Wit, M.M. Defranchis, C. Diez Pardos, D. Domínguez Damiani, G. Eckerlin, D. Eckstein, T. Eichhorn, A. Elwood, E. Eren, E. Gallo<sup>18</sup>, A. Geiser, J.M. Grados Luyando, A. Grohsjean, M. Guthoff, M. Haranko, A. Harb, A. Jafari, N.Z. Jomhari, H. Jung, A. Kasem<sup>17</sup>, M. Kasemann, H. Kaveh, J. Keaveney, C. Kleinwort, J. Knolle, D. Krücker, W. Lange, T. Lenz, J. Leonard, J. Lidrych, K. Lipka, W. Lohmann<sup>19</sup>, R. Mankel, I.-A. Melzer-Pellmann, A.B. Meyer, M. Meyer, M. Missiroli, G. Mittag, J. Mnich, A. Mussgiller, V. Myronenko, D. Pérez Adán, S.K. Pflitsch, D. Pitzl, A. Raspereza, A. Saibel, M. Savitskyi, V. Scheurer, P. Schütze, C. Schwanenberger, R. Shevchenko, A. Singh, H. Tholen, O. Turkot, A. Vagnerini, M. Van De Klundert, G.P. Van Onsem, R. Walsh, Y. Wen, K. Wichmann, C. Wissing, O. Zenaiev, R. Zlebcik

**University of Hamburg, Hamburg, Germany**

R. Aggleton, S. Bein, L. Benato, A. Benecke, V. Blobel, T. Dreyer, A. Ebrahimi, A. Fröhlich, C. Garbers, E. Garutti, D. Gonzalez, P. Gunnellini, J. Haller, A. Hinzmann, A. Karavdina, G. Kasieczka, R. Klanner, R. Kogler, N. Kovalchuk, S. Kurz, V. Kutzner, J. Lange, T. Lange, A. Malara, J. Multhaupt, C.E.N. Niemeyer, A. Perieanu, A. Reimers, O. Rieger, C. Scharf, P. Schleper, S. Schumann, J. Schwandt, J. Sonneveld, H. Stadie, G. Steinbrück, F.M. Stober, M. Stöver, B. Vormwald, I. Zoi

**Karlsruher Institut fuer Technologie, Karlsruhe, Germany**

M. Akbiyik, C. Barth, M. Baselga, S. Baur, T. Berger, E. Butz, R. Caspart, T. Chwalek, W. De Boer, A. Dierlamm, K. El Morabit, N. Faltermann, M. Giffels, P. Goldenzweig, A. Gottmann, M.A. Harrendorf, F. Hartmann<sup>16</sup>, U. Husemann, S. Kudella, S. Mitra, M.U. Mozer, D. Müller, Th. Müller, M. Musich, A. Nürnberg, G. Quast, K. Rabbertz, M. Schröder, I. Shvetsov, H.J. Simonis, R. Ulrich, M. Wassmer, M. Weber, C. Wöhrmann, R. Wolf

**Institute of Nuclear and Particle Physics (INPP), NCSR Demokritos, Aghia Paraskevi, Greece**

G. Anagnostou, P. Asenov, G. Daskalakis, T. Geralis, A. Kyriakis, D. Loukas, G. Paspalaki

**National and Kapodistrian University of Athens, Athens, Greece**

M. Diamantopoulou, G. Karathanasis, P. Kontaxakis, A. Manousakis-katsikakis, A. Panagiotou, I. Papavergou, N. Saoulidou, A. Stakia, K. Theofilatos, K. Vellidis, E. Vourliotis

**National Technical University of Athens, Athens, Greece**

G. Bakas, K. Kousouris, I. Papakrivopoulos, G. Tsipolitis

**University of Ioánnina, Ioánnina, Greece**

I. Evangelou, C. Foudas, P. Giannelis, P. Katsoulis, P. Kokkas, S. Mallios, K. Manitará, N. Manthos, I. Papadopoulos, J. Strogas, F.A. Triantis, D. Tsitsonis

**MTA-ELTE Lendület CMS Particle and Nuclear Physics Group, Eötvös Loránd University, Budapest, Hungary**

M. Bartók<sup>20</sup>, R. Chudasama, M. Csanad, P. Major, K. Mandal, A. Mehta, M.I. Nagy, G. Pasztor, O. Surányi, G.I. Veres

**Wigner Research Centre for Physics, Budapest, Hungary**

G. Bencze, C. Hajdu, D. Horvath<sup>21</sup>, F. Sikler, T. Vámi, V. Veszpremi, G. Vesztergombi<sup>†</sup>

**Institute of Nuclear Research ATOMKI, Debrecen, Hungary**

N. Beni, S. Czellar, J. Karancsi<sup>20</sup>, A. Makovec, J. Molnar, Z. Szillasi

**Institute of Physics, University of Debrecen, Debrecen, Hungary**

P. Raics, D. Teyssier, Z.L. Trocsanyi, B. Ujvari

**Eszterhazy Karoly University, Karoly Robert Campus, Gyongyos, Hungary**

T. Csorgo, W.J. Metzger, F. Nemes, T. Novak

**Indian Institute of Science (IISc), Bangalore, India**

S. Choudhury, J.R. Komaragiri, P.C. Tiwari

**National Institute of Science Education and Research, HBNI, Bhubaneswar, India**

S. Bahinipati<sup>23</sup>, C. Kar, G. Kole, P. Mal, V.K. Muraleedharan Nair Bindhu, A. Nayak<sup>24</sup>, D.K. Sahoo<sup>23</sup>, S.K. Swain

**Panjab University, Chandigarh, India**

S. Bansal, S.B. Beri, V. Bhatnagar, S. Chauhan, R. Chawla, N. Dhingra, R. Gupta, A. Kaur, M. Kaur, S. Kaur, P. Kumari, M. Lohan, M. Meena, K. Sandeep, S. Sharma, J.B. Singh, A.K. Viridi, G. Walia

**University of Delhi, Delhi, India**

A. Bhardwaj, B.C. Choudhary, R.B. Garg, M. Gola, S. Keshri, Ashok Kumar, S. Malhotra, M. Naimuddin, P. Priyanka, K. Ranjan, Aashaq Shah, R. Sharma

**Saha Institute of Nuclear Physics, HBNI, Kolkata, India**

R. Bhardwaj<sup>25</sup>, M. Bharti<sup>25</sup>, R. Bhattacharya, S. Bhattacharya, U. Bhawandeep<sup>25</sup>, D. Bhowmik, S. Dutta, S. Ghosh, M. Maity<sup>26</sup>, K. Mondal, S. Nandan, A. Purohit, P.K. Rout, G. Saha, S. Sarkar, T. Sarkar<sup>26</sup>, M. Sharan, B. Singh<sup>25</sup>, S. Thakur<sup>25</sup>

**Indian Institute of Technology Madras, Madras, India**

P.K. Behera, P. Kalbhor, A. Muhammad, P.R. Pujahari, A. Sharma, A.K. Sikdar

**Bhabha Atomic Research Centre, Mumbai, India**

D. Dutta, V. Jha, V. Kumar, D.K. Mishra, P.K. Netrakanti, L.M. Pant, P. Shukla

**Tata Institute of Fundamental Research-A, Mumbai, India**

T. Aziz, M.A. Bhat, S. Dugad, G.B. Mohanty, N. Sur, RavindraKumar Verma

**Tata Institute of Fundamental Research-B, Mumbai, India**

S. Banerjee, S. Bhattacharya, S. Chatterjee, P. Das, M. Guchait, S. Karmakar, S. Kumar, G. Majumder, K. Mazumdar, N. Sahoo, S. Sawant

**Indian Institute of Science Education and Research (IISER), Pune, India**

S. Chauhan, S. Dube, V. Hegde, B. Kansal, A. Kapoor, K. Kotheekar, S. Pandey, A. Rane, A. Rastogi, S. Sharma

**Institute for Research in Fundamental Sciences (IPM), Tehran, Iran**

S. Chenarani<sup>27</sup>, E. Eskandari Tadavani, S.M. Etesami<sup>27</sup>, M. Khakzad, M. Mohammadi Najafabadi, M. Naseri, F. Rezaei Hosseinabadi

**University College Dublin, Dublin, Ireland**

M. Felcini, M. Grunewald

**INFN Sezione di Bari <sup>a</sup>, Università di Bari <sup>b</sup>, Politecnico di Bari <sup>c</sup>, Bari, Italy**

M. Abbrescia<sup>a,b</sup>, R. Aly<sup>a,b,28</sup>, C. Calabria<sup>a,b</sup>, A. Colaleo<sup>a</sup>, D. Creanza<sup>a,c</sup>, L. Cristella<sup>a,b</sup>, N. De Filippis<sup>a,c</sup>, M. De Palma<sup>a,b</sup>, A. Di Florio<sup>a,b</sup>, L. Fiore<sup>a</sup>, A. Gelmi<sup>a,b</sup>, G. Iaselli<sup>a,c</sup>,

M. Ince<sup>a,b</sup>, S. Lezki<sup>a,b</sup>, G. Maggi<sup>a,c</sup>, M. Maggi<sup>a</sup>, G. Miniello<sup>a,b</sup>, S. My<sup>a,b</sup>, S. Nuzzo<sup>a,b</sup>, A. Pompili<sup>a,b</sup>, G. Pugliese<sup>a,c</sup>, R. Radogna<sup>a</sup>, A. Ranieri<sup>a</sup>, G. Selvaggi<sup>a,b</sup>, L. Silvestris<sup>a</sup>, R. Venditti<sup>a</sup>, P. Verwilligen<sup>a</sup>

**INFN Sezione di Bologna <sup>a</sup>, Università di Bologna <sup>b</sup>, Bologna, Italy**

G. Abbiendi<sup>a</sup>, C. Battilana<sup>a,b</sup>, D. Bonacorsi<sup>a,b</sup>, L. Borgonovi<sup>a,b</sup>, S. Braibant-Giacomelli<sup>a,b</sup>, R. Campanini<sup>a,b</sup>, P. Capiluppi<sup>a,b</sup>, A. Castro<sup>a,b</sup>, F.R. Cavallo<sup>a</sup>, C. Ciocca<sup>a</sup>, G. Codispoti<sup>a,b</sup>, M. Cuffiani<sup>a,b</sup>, G.M. Dallavalle<sup>a</sup>, F. Fabbri<sup>a</sup>, A. Fanfani<sup>a,b</sup>, E. Fontanesi<sup>a,b</sup>, P. Giacomelli<sup>a</sup>, C. Grandi<sup>a</sup>, L. Guiducci<sup>a,b</sup>, F. Iemmi<sup>a,b</sup>, S. Lo Meo<sup>a,29</sup>, S. Marcellini<sup>a</sup>, G. Masetti<sup>a</sup>, F.L. Navarria<sup>a,b</sup>, A. Perrotta<sup>a</sup>, F. Primavera<sup>a,b</sup>, A.M. Rossi<sup>a,b</sup>, T. Rovelli<sup>a,b</sup>, G.P. Siroli<sup>a,b</sup>, N. Tosi<sup>a</sup>

**INFN Sezione di Catania <sup>a</sup>, Università di Catania <sup>b</sup>, Catania, Italy**

S. Albergo<sup>a,b,30</sup>, S. Costa<sup>a,b</sup>, A. Di Mattia<sup>a</sup>, R. Potenza<sup>a,b</sup>, A. Tricomi<sup>a,b,30</sup>, C. Tuve<sup>a,b</sup>

**INFN Sezione di Firenze <sup>a</sup>, Università di Firenze <sup>b</sup>, Firenze, Italy**

G. Barbagli<sup>a</sup>, A. Cassese, R. Ceccarelli, K. Chatterjee<sup>a,b</sup>, V. Ciulli<sup>a,b</sup>, C. Civinini<sup>a</sup>, R. D'Alessandro<sup>a,b</sup>, E. Focardi<sup>a,b</sup>, G. Latino<sup>a,b</sup>, P. Lenzi<sup>a,b</sup>, M. Meschini<sup>a</sup>, S. Paoletti<sup>a</sup>, G. Sguazzoni<sup>a</sup>, L. Viliani<sup>a</sup>

**INFN Laboratori Nazionali di Frascati, Frascati, Italy**

L. Benussi, S. Bianco, D. Piccolo

**INFN Sezione di Genova <sup>a</sup>, Università di Genova <sup>b</sup>, Genova, Italy**

M. Bozzo<sup>a,b</sup>, F. Ferro<sup>a</sup>, R. Mulargia<sup>a,b</sup>, E. Robutti<sup>a</sup>, S. Tosi<sup>a,b</sup>

**INFN Sezione di Milano-Bicocca <sup>a</sup>, Università di Milano-Bicocca <sup>b</sup>, Milano, Italy**

A. Benaglia<sup>a</sup>, A. Beschi<sup>a,b</sup>, F. Brivio<sup>a,b</sup>, V. Ciriolo<sup>a,b,16</sup>, S. Di Guida<sup>a,b,16</sup>, M.E. Dinardo<sup>a,b</sup>, P. Dini<sup>a</sup>, S. Gennai<sup>a</sup>, A. Ghezzi<sup>a,b</sup>, P. Govoni<sup>a,b</sup>, L. Guzzi<sup>a,b</sup>, M. Malberti<sup>a</sup>, S. Malvezzi<sup>a</sup>, D. Menasce<sup>a</sup>, F. Monti<sup>a,b</sup>, L. Moroni<sup>a</sup>, G. Ortona<sup>a,b</sup>, M. Paganoni<sup>a,b</sup>, D. Pedrini<sup>a</sup>, S. Ragazzi<sup>a,b</sup>, T. Tabarelli de Fatis<sup>a,b</sup>, D. Zuolo<sup>a,b</sup>

**INFN Sezione di Napoli <sup>a</sup>, Università di Napoli 'Federico II' <sup>b</sup>, Napoli, Italy, Università della Basilicata <sup>c</sup>, Potenza, Italy, Università G. Marconi <sup>d</sup>, Roma, Italy**

S. Buontempo<sup>a</sup>, N. Cavallo<sup>a,c</sup>, A. De Iorio<sup>a,b</sup>, A. Di Crescenzo<sup>a,b</sup>, F. Fabozzi<sup>a,c</sup>, F. Fienga<sup>a</sup>, G. Galati<sup>a</sup>, A.O.M. Iorio<sup>a,b</sup>, L. Lista<sup>a,b</sup>, S. Meola<sup>a,d,16</sup>, P. Paolucci<sup>a,16</sup>, B. Rossi<sup>a</sup>, C. Sciacca<sup>a,b</sup>, E. Voevodina<sup>a,b</sup>

**INFN Sezione di Padova <sup>a</sup>, Università di Padova <sup>b</sup>, Padova, Italy, Università di Trento <sup>c</sup>, Trento, Italy**

P. Azzi<sup>a</sup>, N. Bacchetta<sup>a</sup>, D. Bisello<sup>a,b</sup>, A. Boletti<sup>a,b</sup>, A. Bragagnolo<sup>a,b</sup>, R. Carlin<sup>a,b</sup>, P. Checchia<sup>a</sup>, P. De Castro Manzano<sup>a</sup>, T. Dorigo<sup>a</sup>, U. Dosselli<sup>a</sup>, F. Gasparini<sup>a,b</sup>, U. Gasparini<sup>a,b</sup>, A. Gozzelino<sup>a</sup>, S.Y. Hoh<sup>a,b</sup>, P. Lujan<sup>a</sup>, M. Margoni<sup>a,b</sup>, A.T. Meneguzzo<sup>a,b</sup>, J. Pazzini<sup>a,b</sup>, M. Presilla<sup>b</sup>, P. Ronchese<sup>a,b</sup>, R. Rossin<sup>a,b</sup>, F. Simonetto<sup>a,b</sup>, A. Tiko<sup>a</sup>, M. Tosi<sup>a,b</sup>, M. Zanetti<sup>a,b</sup>, P. Zotto<sup>a,b</sup>, G. Zumerle<sup>a,b</sup>

**INFN Sezione di Pavia <sup>a</sup>, Università di Pavia <sup>b</sup>, Pavia, Italy**

A. Braghieri<sup>a</sup>, D. Fiorina<sup>a,b</sup>, P. Montagna<sup>a,b</sup>, S.P. Ratti<sup>a,b</sup>, V. Re<sup>a</sup>, M. Ressegotti<sup>a,b</sup>, C. Riccardi<sup>a,b</sup>, P. Salvini<sup>a</sup>, I. Vai<sup>a,b</sup>, P. Vitulo<sup>a,b</sup>

**INFN Sezione di Perugia <sup>a</sup>, Università di Perugia <sup>b</sup>, Perugia, Italy**

M. Biasini<sup>a,b</sup>, G.M. Bilei<sup>a</sup>, D. Ciangottini<sup>a,b</sup>, L. Fanò<sup>a,b</sup>, P. Lariccia<sup>a,b</sup>, R. Leonardi<sup>a,b</sup>, G. Mantovani<sup>a,b</sup>, V. Mariani<sup>a,b</sup>, M. Menichelli<sup>a</sup>, A. Rossi<sup>a,b</sup>, A. Santocchia<sup>a,b</sup>, D. Spiga<sup>a</sup>

**INFN Sezione di Pisa <sup>a</sup>, Università di Pisa <sup>b</sup>, Scuola Normale Superiore di Pisa <sup>c</sup>, Pisa, Italy**

K. Androsov<sup>a</sup>, P. Azzurri<sup>a</sup>, G. Bagliesi<sup>a</sup>, V. Bertacchi<sup>a,c</sup>, L. Bianchini<sup>a</sup>, T. Boccali<sup>a</sup>,

R. Castaldi<sup>a</sup>, M.A. Ciocchi<sup>a,b</sup>, R. Dell'Orso<sup>a</sup>, G. Fedi<sup>a</sup>, L. Giannini<sup>a,c</sup>, A. Giassi<sup>a</sup>, M.T. Grippo<sup>a</sup>, F. Ligabue<sup>a,c</sup>, E. Manca<sup>a,c</sup>, G. Mandorli<sup>a,c</sup>, A. Messineo<sup>a,b</sup>, F. Palla<sup>a</sup>, A. Rizzi<sup>a,b</sup>, G. Rolandi<sup>31</sup>, S. Roy Chowdhury, A. Scribano<sup>a</sup>, P. Spagnolo<sup>a</sup>, R. Tenchini<sup>a</sup>, G. Tonelli<sup>a,b</sup>, N. Turini, A. Venturi<sup>a</sup>, P.G. Verdini<sup>a</sup>

**INFN Sezione di Roma <sup>a</sup>, Sapienza Università di Roma <sup>b</sup>, Rome, Italy**

F. Cavallari<sup>a</sup>, M. Cipriani<sup>a,b</sup>, D. Del Re<sup>a,b</sup>, E. Di Marco<sup>a,b</sup>, M. Diemoz<sup>a</sup>, E. Longo<sup>a,b</sup>, B. Marzocchi<sup>a,b</sup>, P. Meridiani<sup>a</sup>, G. Organtini<sup>a,b</sup>, F. Pandolfi<sup>a</sup>, R. Paramatti<sup>a,b</sup>, C. Quaranta<sup>a,b</sup>, S. Rahatlou<sup>a,b</sup>, C. Rovelli<sup>a</sup>, F. Santanastasio<sup>a,b</sup>, L. Soffi<sup>a,b</sup>

**INFN Sezione di Torino <sup>a</sup>, Università di Torino <sup>b</sup>, Torino, Italy, Università del Piemonte Orientale <sup>c</sup>, Novara, Italy**

N. Amapane<sup>a,b</sup>, R. Arcidiacono<sup>a,c</sup>, S. Argiro<sup>a,b</sup>, M. Arneodo<sup>a,c</sup>, N. Bartosik<sup>a</sup>, R. Bellan<sup>a,b</sup>, A. Bellora, C. Biino<sup>a</sup>, A. Cappati<sup>a,b</sup>, N. Cartiglia<sup>a</sup>, S. Cometti<sup>a</sup>, M. Costa<sup>a,b</sup>, R. Covarelli<sup>a,b</sup>, N. Demaria<sup>a</sup>, B. Kiani<sup>a,b</sup>, C. Mariotti<sup>a</sup>, S. Maselli<sup>a</sup>, E. Migliore<sup>a,b</sup>, V. Monaco<sup>a,b</sup>, E. Monteil<sup>a,b</sup>, M. Monteno<sup>a</sup>, M.M. Obertino<sup>a,b</sup>, L. Pacher<sup>a,b</sup>, N. Pastrone<sup>a</sup>, M. Pelliccioni<sup>a</sup>, G.L. Pinna Angioni<sup>a,b</sup>, A. Romero<sup>a,b</sup>, M. Ruspa<sup>a,c</sup>, R. Sacchi<sup>a,b</sup>, R. Salvatico<sup>a,b</sup>, V. Sola<sup>a</sup>, A. Solano<sup>a,b</sup>, D. Soldi<sup>a,b</sup>, A. Staiano<sup>a</sup>

**INFN Sezione di Trieste <sup>a</sup>, Università di Trieste <sup>b</sup>, Trieste, Italy**

S. Belforte<sup>a</sup>, V. Candelise<sup>a,b</sup>, M. Casarsa<sup>a</sup>, F. Cossutti<sup>a</sup>, A. Da Rold<sup>a,b</sup>, G. Della Ricca<sup>a,b</sup>, F. Vazzoler<sup>a,b</sup>, A. Zanetti<sup>a</sup>

**Kyungpook National University, Daegu, Korea**

B. Kim, D.H. Kim, G.N. Kim, J. Lee, S.W. Lee, C.S. Moon, Y.D. Oh, S.I. Pak, S. Sekmen, D.C. Son, Y.C. Yang

**Chonnam National University, Institute for Universe and Elementary Particles, Kwangju, Korea**

H. Kim, D.H. Moon, G. Oh

**Hanyang University, Seoul, Korea**

B. Francois, T.J. Kim, J. Park

**Korea University, Seoul, Korea**

S. Cho, S. Choi, Y. Go, D. Gyun, S. Ha, B. Hong, K. Lee, K.S. Lee, J. Lim, J. Park, S.K. Park, Y. Roh, J. Yoo

**Kyung Hee University, Department of Physics**

J. Goh

**Sejong University, Seoul, Korea**

H.S. Kim

**Seoul National University, Seoul, Korea**

J. Almond, J.H. Bhyun, J. Choi, S. Jeon, J. Kim, J.S. Kim, H. Lee, K. Lee, S. Lee, K. Nam, M. Oh, S.B. Oh, B.C. Radburn-Smith, U.K. Yang, H.D. Yoo, I. Yoon, G.B. Yu

**University of Seoul, Seoul, Korea**

D. Jeon, H. Kim, J.H. Kim, J.S.H. Lee, I.C. Park, I. Watson

**Sungkyunkwan University, Suwon, Korea**

Y. Choi, C. Hwang, Y. Jeong, J. Lee, Y. Lee, I. Yu

**Riga Technical University, Riga, Latvia**

V. Veckalns<sup>32</sup>

**Vilnius University, Vilnius, Lithuania**

V. Dudenas, A. Juodagalvis, G. Tamulaitis, J. Vaitkus

**National Centre for Particle Physics, Universiti Malaya, Kuala Lumpur, Malaysia**

Z.A. Ibrahim, F. Mohamad Idris<sup>33</sup>, W.A.T. Wan Abdullah, M.N. Yusli, Z. Zolkapli

**Universidad de Sonora (UNISON), Hermosillo, Mexico**

J.F. Benitez, A. Castaneda Hernandez, J.A. Murillo Quijada, L. Valencia Palomo

**Centro de Investigacion y de Estudios Avanzados del IPN, Mexico City, Mexico**

H. Castilla-Valdez, E. De La Cruz-Burelo, I. Heredia-De La Cruz<sup>34</sup>, R. Lopez-Fernandez, A. Sanchez-Hernandez

**Universidad Iberoamericana, Mexico City, Mexico**

S. Carrillo Moreno, C. Oropeza Barrera, M. Ramirez-Garcia, F. Vazquez Valencia

**Benemerita Universidad Autonoma de Puebla, Puebla, Mexico**

J. Eysermans, I. Pedraza, H.A. Salazar Ibarquen, C. Uribe Estrada

**Universidad Autónoma de San Luis Potosí, San Luis Potosí, Mexico**

A. Morelos Pineda

**University of Montenegro, Podgorica, Montenegro**

J. Mijuskovic, N. Raicevic

**University of Auckland, Auckland, New Zealand**

D. Krofcheck

**University of Canterbury, Christchurch, New Zealand**

S. Bheesette, P.H. Butler

**National Centre for Physics, Quaid-I-Azam University, Islamabad, Pakistan**

A. Ahmad, M. Ahmad, Q. Hassan, H.R. Hoorani, W.A. Khan, M.A. Shah, M. Shoaib, M. Waqas

**AGH University of Science and Technology Faculty of Computer Science, Electronics and Telecommunications, Krakow, Poland**

V. Avati, L. Grzanka, M. Malawski

**National Centre for Nuclear Research, Swierk, Poland**

H. Bialkowska, M. Bluj, B. Boimska, M. Górski, M. Kazana, M. Szleper, P. Zalewski

**Institute of Experimental Physics, Faculty of Physics, University of Warsaw, Warsaw, Poland**

K. Bunkowski, A. Byzuk<sup>35</sup>, K. Doroba, A. Kalinowski, M. Konecki, J. Krolikowski, M. Misiura, M. Olszewski, M. Walczak

**Laboratório de Instrumentação e Física Experimental de Partículas, Lisboa, Portugal**

M. Araujo, P. Bargassa, D. Bastos, A. Di Francesco, P. Faccioli, B. Galinhas, M. Gallinaro, J. Hollar, N. Leonardo, J. Seixas, K. Shchelina, G. Strong, O. Toldaiev, J. Varela

**Joint Institute for Nuclear Research, Dubna, Russia**

V. Alexakhin, P. Bunin, M. Gavrilenko, A. Golunov, I. Golutvin, I. Gorbunov, A. Kamenev, V. Karjavine, V. Korenkov, A. Lanev, A. Malakhov, V. Matveev<sup>36,37</sup>, P. Moisezenz, V. Palichik, V. Perelygin, M. Savina, S. Shmatov, O. Teryaev, B.S. Yuldashev<sup>38</sup>, A. Zarubin

**Petersburg Nuclear Physics Institute, Gatchina (St. Petersburg), Russia**

L. Chtchipounov, V. Golovtsov, Y. Ivanov, V. Kim<sup>39</sup>, E. Kuznetsova<sup>40</sup>, P. Levchenko, V. Murzin, V. Oreshkin, I. Smirnov, D. Sosnov, V. Sulimov, L. Uvarov, A. Vorobyev

**Institute for Nuclear Research, Moscow, Russia**

Yu. Andreev, A. Dermenev, S. Gninenko, N. Golubev, A. Karneyeu, M. Kirsanov, N. Krasnikov, A. Pashenkov, D. Tlisov, A. Toropin

**Institute for Theoretical and Experimental Physics named by A.I. Alikhanov of NRC 'Kurchatov Institute', Moscow, Russia**

V. Epshteyn, V. Gavrilov, N. Lychkovskaya, A. Nikitenko<sup>41</sup>, V. Popov, I. Pozdnyakov, G. Safronov, A. Spiridonov, A. Stepenov, M. Toms, E. Vlasov, A. Zhokin

**Moscow Institute of Physics and Technology, Moscow, Russia**

T. Aushev

**National Research Nuclear University 'Moscow Engineering Physics Institute' (MEPhI), Moscow, Russia**

P. Parygin, D. Philippov, E. Popova, V. Rusinov, E. Zhemchugov

**P.N. Lebedev Physical Institute, Moscow, Russia**

V. Andreev, M. Azarkin, I. Dremin, M. Kirakosyan, A. Terkulov

**Skobeltsyn Institute of Nuclear Physics, Lomonosov Moscow State University, Moscow, Russia**

A. Belyaev, E. Boos, M. Dubinin<sup>42</sup>, L. Dudko, A. Ershov, A. Gribushin, V. Klyukhin, O. Kodolova, I. Lokhtin, S. Obraztsov, S. Petrushanko, V. Savrin, A. Snigirev

**Novosibirsk State University (NSU), Novosibirsk, Russia**

A. Barnyakov<sup>43</sup>, V. Blinov<sup>43</sup>, T. Dimova<sup>43</sup>, L. Kardapoltsev<sup>43</sup>, Y. Skovpen<sup>43</sup>

**Institute for High Energy Physics of National Research Centre 'Kurchatov Institute', Protvino, Russia**

I. Azhgirey, I. Bayshev, S. Bitioukov, V. Kachanov, D. Konstantinov, P. Mandrik, V. Petrov, R. Ryutin, S. Slabospitskii, A. Sobol, S. Troshin, N. Tyurin, A. Uzunian, A. Volkov

**National Research Tomsk Polytechnic University, Tomsk, Russia**

A. Babaev, A. Iuzhakov, V. Okhotnikov

**Tomsk State University, Tomsk, Russia**

V. Borchsh, V. Ivanchenko, E. Tcherniaev

**University of Belgrade: Faculty of Physics and VINCA Institute of Nuclear Sciences**

P. Adzic<sup>44</sup>, P. Cirkovic, D. Devetak, M. Dordevic, P. Milenovic, J. Milosevic, M. Stojanovic

**Centro de Investigaciones Energéticas Medioambientales y Tecnológicas (CIEMAT), Madrid, Spain**

M. Aguilar-Benitez, J. Alcaraz Maestre, A. Alvarez Fernández, I. Bachiller, M. Barrio Luna, J.A. Brochero Cifuentes, C.A. Carrillo Montoya, M. Cepeda, M. Cerrada, N. Colino, B. De La Cruz, A. Delgado Peris, C. Fernandez Bedoya, J.P. Fernández Ramos, J. Flix, M.C. Fouz, O. Gonzalez Lopez, S. Goy Lopez, J.M. Hernandez, M.I. Josa, D. Moran, . Navarro Tobar, A. Pérez-Calero Yzquierdo, J. Puerta Pelayo, I. Redondo, L. Romero, S. Sánchez Navas, M.S. Soares, A. Triossi, C. Willmott

**Universidad Autónoma de Madrid, Madrid, Spain**

C. Albajar, J.F. de Trocóniz, R. Reyes-Almanza

**Universidad de Oviedo, Instituto Universitario de Ciencias y Tecnologías Espaciales de Asturias (ICTEA), Oviedo, Spain**

B. Alvarez Gonzalez, J. Cuevas, C. Erice, J. Fernandez Menendez, S. Folgueras, I. Gonzalez Caballero, J.R. González Fernández, E. Palencia Cortezon, V. Rodríguez Bouza, S. Sanchez Cruz

**Instituto de Física de Cantabria (IFCA), CSIC-Universidad de Cantabria, Santander, Spain**

I.J. Cabrillo, A. Calderon, B. Chazin Quero, J. Duarte Campderros, M. Fernandez, P.J. Fernández Manteca, A. García Alonso, G. Gomez, C. Martinez Rivero, P. Martinez Ruiz del Arbol, F. Matorras, J. Piedra Gomez, C. Prieels, T. Rodrigo, A. Ruiz-Jimeno, L. Russo<sup>45</sup>, L. Scodellaro, N. Trevisani, I. Vila, J.M. Vizan Garcia

**University of Colombo, Colombo, Sri Lanka**

K. Malagalage

**University of Ruhuna, Department of Physics, Matara, Sri Lanka**

W.G.D. Dharmaratna, N. Wickramage

**CERN, European Organization for Nuclear Research, Geneva, Switzerland**

D. Abbaneo, B. Akgun, E. Auffray, G. Auzinger, J. Baechler, P. Baillon, A.H. Ball, D. Barney, J. Bendavid, M. Bianco, A. Bocci, P. Bortignon, E. Bossini, C. Botta, E. Brondolin, T. Camporesi, A. Caratelli, G. Cerminara, E. Chapon, G. Cucciati, D. d'Enterria, A. Dabrowski, N. Daci, V. Daponte, A. David, O. Davignon, A. De Roeck, N. Deelen, M. Deile, M. Dobson, M. Dünser, N. Dupont, A. Elliott-Peisert, N. Emriskova, F. Fallavollita<sup>46</sup>, D. Fasanella, S. Fiorendi, G. Franzoni, J. Fulcher, W. Funk, S. Giani, D. Gigi, A. Gilbert, K. Gill, F. Glege, M. Gruchala, M. Guilbaud, D. Gulhan, J. Hegeman, C. Heidegger, Y. Iiyama, V. Innocente, P. Janot, O. Karacheban<sup>19</sup>, J. Kaspar, J. Kieseler, M. Krammer<sup>1</sup>, C. Lange, P. Lecoq, C. Lourenço, L. Malgeri, M. Mannelli, A. Massironi, F. Meijers, J.A. Merlin, S. Mersi, E. Meschi, F. Moortgat, M. Mulders, J. Ngadiuba, J. Niedziela, S. Nourbakhsh, S. Orfanelli, L. Orsini, F. Pantaleo<sup>16</sup>, L. Pape, E. Perez, M. Peruzzi, A. Petrilli, G. Petrucciani, A. Pfeiffer, M. Pierini, F.M. Pitters, D. Rabaday, A. Racz, M. Rovere, H. Sakulin, C. Schäfer, C. Schwick, M. Selvaggi, A. Sharma, P. Silva, W. Snoeys, P. Sphicas<sup>47</sup>, J. Steggemann, S. Summers, V.R. Tavolaro, D. Treille, A. Tsirou, A. Vartak, M. Verzetti, W.D. Zeuner

**Paul Scherrer Institut, Villigen, Switzerland**

L. Caminada<sup>48</sup>, K. Deiters, W. Erdmann, R. Horisberger, Q. Ingram, H.C. Kaestli, D. Kotlinski, U. Langenegger, T. Rohe, S.A. Wiederkehr

**ETH Zurich - Institute for Particle Physics and Astrophysics (IPA), Zurich, Switzerland**

M. Backhaus, P. Berger, N. Chernyavskaya, G. Dissertori, M. Dittmar, M. Donegà, C. Dorfer, T.A. Gómez Espinosa, C. Grab, D. Hits, T. Klijnsma, W. Lustermann, R.A. Manzoni, M. Marionneau, M.T. Meinhard, F. Micheli, P. Musella, F. Nessi-Tedaldi, F. Paus, G. Perrin, L. Perrozzi, S. Pigazzini, M.G. Ratti, M. Reichmann, C. Reissel, T. Reitenspiess, D. Ruini, D.A. Sanz Becerra, M. Schönemberger, L. Shchutska, M.L. Vesterbacka Olsson, R. Wallny, D.H. Zhu

**Universität Zürich, Zurich, Switzerland**

T.K. Aarrestad, C. Amsler<sup>49</sup>, D. Brzhechko, M.F. Canelli, A. De Cosa, R. Del Burgo, S. Donato, B. Kilminster, S. Leontsinis, V.M. Mikuni, I. Neutelings, G. Rauco, P. Robmann, D. Salerno, K. Schweiger, C. Seitz, Y. Takahashi, S. Wertz, A. Zucchetta

**National Central University, Chung-Li, Taiwan**

T.H. Doan, C.M. Kuo, W. Lin, A. Roy, S.S. Yu



**National Taiwan University (NTU), Taipei, Taiwan**

P. Chang, Y. Chao, K.F. Chen, P.H. Chen, W.-S. Hou, Y.y. Li, R.-S. Lu, E. Paganis, A. Psallidas, A. Steen

**Chulalongkorn University, Faculty of Science, Department of Physics, Bangkok, Thailand**

B. Asavapibhop, C. Asawatangtrakuldee, N. Srimanobhas, N. Suwonjandee

**ukurova University, Physics Department, Science and Art Faculty, Adana, Turkey**

A. Bat, F. Boran, A. Celik<sup>50</sup>, S. Cerci<sup>51</sup>, S. Damarseckin<sup>52</sup>, Z.S. Demiroglu, F. Dolek, C. Dozen, I. Dumanoglu, G. Gokbulut, EmineGurpinar Guler<sup>53</sup>, Y. Guler, I. Hos<sup>54</sup>, C. Isik, E.E. Kangal<sup>55</sup>, O. Kara, A. Kayis Topaksu, U. Kiminsu, M. Oglakci, G. Onengut, K. Ozdemir<sup>56</sup>, S. Ozturk<sup>57</sup>, A.E. Simsek, D. Sunar Cerci<sup>51</sup>, U.G. Tok, S. Turkcapar, I.S. Zorbakir, C. Zorbilmez

**Middle East Technical University, Physics Department, Ankara, Turkey**

B. Isildak<sup>58</sup>, G. Karapinar<sup>59</sup>, M. Yalvac

**Bogazici University, Istanbul, Turkey**

I.O. Atakisi, E. Gülmez, M. Kaya<sup>60</sup>, O. Kaya<sup>61</sup>, B. Kaynak, Ö. Özçelik, S. Tekten, E.A. Yetkin<sup>62</sup>

**Istanbul Technical University, Istanbul, Turkey**

A. Cakir, K. Cankocak, Y. Komurcu, S. Sen<sup>63</sup>

**Istanbul University, Istanbul, Turkey**

S. Ozkorucuklu

**Institute for Scintillation Materials of National Academy of Science of Ukraine, Kharkov, Ukraine**

B. Grynyov

**National Scientific Center, Kharkov Institute of Physics and Technology, Kharkov, Ukraine**

L. Levchuk

**University of Bristol, Bristol, United Kingdom**

F. Ball, E. Bhal, S. Bologna, J.J. Brooke, D. Burns<sup>64</sup>, E. Clement, D. Cussans, H. Flacher, J. Goldstein, G.P. Heath, H.F. Heath, L. Kreczko, S. Paramesvaran, B. Penning, T. Sakuma, S. Seif El Nasr-Storey, V.J. Smith, J. Taylor, A. Titterton

**Rutherford Appleton Laboratory, Didcot, United Kingdom**

K.W. Bell, A. Belyaev<sup>65</sup>, C. Brew, R.M. Brown, D. Cieri, D.J.A. Cockerill, J.A. Coughlan, K. Harder, S. Harper, J. Linacre, K. Manolopoulos, D.M. Newbold, E. Olaiya, D. Petyt, T. Reis, T. Schuh, C.H. Shepherd-Themistocleous, A. Thea, I.R. Tomalin, T. Williams, W.J. Womersley

**Imperial College, London, United Kingdom**

R. Bainbridge, P. Bloch, J. Borg, S. Breeze, O. Buchmuller, A. Bundock, GurpreetSingh CHAHAL<sup>66</sup>, D. Colling, P. Dauncey, G. Davies, M. Della Negra, R. Di Maria, P. Everaerts, G. Hall, G. Iles, T. James, M. Komm, C. Laner, L. Lyons, A.-M. Magnan, S. Malik, A. Martelli, V. Milosevic, J. Nash<sup>67</sup>, V. Palladino, M. Pesaresi, D.M. Raymond, A. Richards, A. Rose, E. Scott, C. Seez, A. Shtipliyski, M. Stoye, T. Strebler, A. Tapper, K. Uchida, T. Virdee<sup>16</sup>, N. Wardle, D. Winterbottom, J. Wright, A.G. Zecchinelli, S.C. Zenz

**Brunel University, Uxbridge, United Kingdom**

J.E. Cole, P.R. Hobson, A. Khan, P. Kyberd, C.K. Mackay, A. Morton, I.D. Reid, L. Teodorescu, S. Zahid

**Baylor University, Waco, USA**

K. Call, B. Caraway, J. Dittmann, K. Hatakeyama, C. Madrid, B. McMaster, N. Pastika, C. Smith

**Catholic University of America, Washington, DC, USA**

R. Bartek, A. Dominguez, R. Uniyal

**The University of Alabama, Tuscaloosa, USA**

A. Buccilli, S.I. Cooper, C. Henderson, P. Rumerio, C. West

**Boston University, Boston, USA**

D. Arcaro, Z. Demiragli, D. Gastler, S. Girgis, D. Pinna, C. Richardson, J. Rohlf, D. Sperka, I. Suarez, L. Sulak, D. Zou

**Brown University, Providence, USA**

G. Benelli, B. Burklee, X. Coubez<sup>17</sup>, D. Cutts, Y.t. Duh, M. Hadley, J. Hakala, U. Heintz, J.M. Hogan<sup>68</sup>, K.H.M. Kwok, E. Laird, G. Landsberg, J. Lee, Z. Mao, M. Narain, S. Sagir<sup>69</sup>, R. Syarif, E. Usai, D. Yu, W. Zhang

**University of California, Davis, Davis, USA**

R. Band, C. Brainerd, R. Breedon, M. Calderon De La Barca Sanchez, M. Chertok, J. Conway, R. Conway, P.T. Cox, R. Erbacher, C. Flores, G. Funk, F. Jensen, W. Ko, O. Kukral, R. Lander, M. Mulhearn, D. Pellett, J. Pilot, M. Shi, D. Taylor, K. Tos, M. Tripathi, Z. Wang, F. Zhang

**University of California, Los Angeles, USA**

M. Bachtis, C. Bravo, R. Cousins, A. Dasgupta, A. Florent, J. Hauser, M. Ignatenko, N. Mccoll, W.A. Nash, S. Regnard, D. Saltzberg, C. Schnaible, B. Stone, V. Valuev

**University of California, Riverside, Riverside, USA**

K. Burt, Y. Chen, R. Clare, J.W. Gary, S.M.A. Ghiasi Shirazi, G. Hanson, G. Karapostoli, E. Kennedy, O.R. Long, M. Olmedo Negrete, M.I. Paneva, W. Si, L. Wang, S. Wimpenny, B.R. Yates, Y. Zhang

**University of California, San Diego, La Jolla, USA**

J.G. Branson, P. Chang, S. Cittolin, M. Derdzinski, R. Gerosa, D. Gilbert, B. Hashemi, D. Klein, V. Krutelyov, J. Letts, M. Masciovecchio, S. May, S. Padhi, M. Pieri, V. Sharma, M. Tadel, F. Würthwein, A. Yagil, G. Zevi Della Porta

**University of California, Santa Barbara - Department of Physics, Santa Barbara, USA**

N. Amin, R. Bhandari, C. Campagnari, M. Citron, V. Dutta, M. Franco Sevilla, L. Gouskos, J. Incandela, B. Marsh, H. Mei, A. Ovcharova, H. Qu, J. Richman, U. Sarica, D. Stuart, S. Wang

**California Institute of Technology, Pasadena, USA**

D. Anderson, A. Bornheim, O. Cerri, I. Dutta, J.M. Lawhorn, N. Lu, J. Mao, H.B. Newman, T.Q. Nguyen, J. Pata, M. Spiropulu, J.R. Vlimant, S. Xie, Z. Zhang, R.Y. Zhu

**Carnegie Mellon University, Pittsburgh, USA**

M.B. Andrews, T. Ferguson, T. Mudholkar, M. Paulini, M. Sun, I. Vorobiev, M. Weinberg

**University of Colorado Boulder, Boulder, USA**

J.P. Cumalat, W.T. Ford, A. Johnson, E. MacDonald, T. Mulholland, R. Patel, A. Perloff, K. Stenson, K.A. Ulmer, S.R. Wagner

**Cornell University, Ithaca, USA**

J. Alexander, J. Chaves, Y. Cheng, J. Chu, A. Datta, A. Frankenthal, K. Mcdermott, J.R. Patterson, D. Quach, A. Rinkevicius<sup>70</sup>, A. Ryd, S.M. Tan, Z. Tao, J. Thom, P. Wittich, M. Zientek

**Fermi National Accelerator Laboratory, Batavia, USA**

S. Abdullin, M. Albrow, M. Alyari, G. Apollinari, A. Apresyan, A. Apyan, S. Banerjee, L.A.T. Bauerdick, A. Beretvas, J. Berryhill, P.C. Bhat, K. Burkett, J.N. Butler, A. Canepa,

G.B. Cerati, H.W.K. Cheung, F. Chlebana, M. Cremonesi, J. Duarte, V.D. Elvira, J. Freeman, Z. Gece, E. Gottschalk, L. Gray, D. Green, S. Grünendahl, O. Gutsche, AllisonReinsvold Hall, J. Hanlon, R.M. Harris, S. Hasegawa, R. Heller, J. Hirschauer, B. Jayatilaka, S. Jindariani, M. Johnson, U. Joshi, B. Klima, M.J. Kortelainen, B. Kreis, S. Lammel, J. Lewis, D. Lincoln, R. Lipton, M. Liu, T. Liu, J. Lykken, K. Maeshima, J.M. Marraffino, D. Mason, P. McBride, P. Merkel, S. Mrenna, S. Nahn, V. O'Dell, V. Papadimitriou, K. Pedro, C. Pena, G. Rakness, F. Ravera, L. Ristori, B. Schneider, E. Sexton-Kennedy, N. Smith, A. Soha, W.J. Spalding, L. Spiegel, S. Stoynev, J. Strait, N. Strobbe, L. Taylor, S. Tkaczyk, N.V. Tran, L. Uplegger, E.W. Vaandering, C. Vernieri, R. Vidal, M. Wang, H.A. Weber

#### **University of Florida, Gainesville, USA**

D. Acosta, P. Avery, D. Bourilkov, A. Brinkerhoff, L. Cadamuro, A. Carnes, V. Cherepanov, D. Curry, F. Errico, R.D. Field, S.V. Gleyzer, B.M. Joshi, M. Kim, J. Konigsberg, A. Korytov, K.H. Lo, P. Ma, K. Matchev, N. Menendez, G. Mitselmakher, D. Rosenzweig, K. Shi, J. Wang, S. Wang, X. Zuo

#### **Florida International University, Miami, USA**

Y.R. Joshi

#### **Florida State University, Tallahassee, USA**

T. Adams, A. Askew, S. Hagopian, V. Hagopian, K.F. Johnson, R. Khurana, T. Kolberg, G. Martinez, T. Perry, H. Prosper, C. Schiber, R. Yohay, J. Zhang

#### **Florida Institute of Technology, Melbourne, USA**

M.M. Baarmand, M. Hohlmann, D. Noonan, M. Rahmani, M. Saunders, F. Yumiceva

#### **University of Illinois at Chicago (UIC), Chicago, USA**

M.R. Adams, L. Apanasevich, D. Berry, R.R. Betts, R. Cavanaugh, X. Chen, S. Dittmer, O. Evdokimov, C.E. Gerber, D.A. Hangal, D.J. Hofman, K. Jung, C. Mills, T. Roy, M.B. Tonjes, N. Varelas, J. Viinikainen, H. Wang, X. Wang, Z. Wu

#### **The University of Iowa, Iowa City, USA**

M. Alhusseini, B. Bilki<sup>53</sup>, W. Clarida, K. Dilsiz<sup>71</sup>, S. Durgut, R.P. Gandrajula, M. Haytmyradov, V. Khristenko, O.K. Köseyan, J.-P. Merlo, A. Mestvirishvili<sup>72</sup>, A. Moeller, J. Nachtman, H. Ogul<sup>73</sup>, Y. Onel, F. Ozok<sup>74</sup>, A. Penzo, C. Snyder, E. Tiras, J. Wetzel

#### **Johns Hopkins University, Baltimore, USA**

B. Blumenfeld, A. Cocoros, N. Eminizer, D. Fehling, L. Feng, A.V. Gritsan, W.T. Hung, P. Maksimovic, C. Mantilla, J. Roskes, M. Swartz

#### **The University of Kansas, Lawrence, USA**

C. Baldenegro Barrera, P. Baringer, A. Bean, S. Boren, J. Bowen, A. Bylinkin, T. Isidori, S. Khalil, J. King, G. Krintiras, A. Kropivnitskaya, C. Lindsey, D. Majumder, W. Mcbrayer, N. Minafra, M. Murray, C. Rogan, C. Royon, S. Sanders, E. Schmitz, J.D. Tapia Takaki, Q. Wang, J. Williams, G. Wilson

#### **Kansas State University, Manhattan, USA**

S. Duric, A. Ivanov, K. Kaadze, D. Kim, Y. Maravin, D.R. Mendis, T. Mitchell, A. Modak, A. Mohammadi

#### **Lawrence Livermore National Laboratory, Livermore, USA**

F. Rebassoo, D. Wright

#### **University of Maryland, College Park, USA**

A. Baden, O. Baron, A. Belloni, S.C. Eno, Y. Feng, N.J. Hadley, S. Jabeen, G.Y. Jeng, R.G. Kellogg,

J. Kunkle, A.C. Mignerey, S. Nabili, F. Ricci-Tam, M. Seidel, Y.H. Shin, A. Skuja, S.C. Tonwar, K. Wong

**Massachusetts Institute of Technology, Cambridge, USA**

D. Abercrombie, B. Allen, A. Baty, R. Bi, S. Brandt, W. Busza, I.A. Cali, M. D'Alfonso, G. Gomez Ceballos, M. Goncharov, P. Harris, D. Hsu, M. Hu, M. Klute, D. Kovalskyi, J. Krupa, Y.-J. Lee, P.D. Luckey, B. Maier, A.C. Marini, C. McGinn, C. Mironov, S. Narayanan, X. Niu, C. Paus, D. Rankin, C. Roland, G. Roland, Z. Shi, G.S.F. Stephans, K. Sumorok, K. Tatar, D. Velicanu, J. Wang, T.W. Wang, B. Wyslouch

**University of Minnesota, Minneapolis, USA**

A.C. Benvenuti<sup>†</sup>, R.M. Chatterjee, A. Evans, S. Guts, P. Hansen, J. Hiltbrand, Y. Kubota, Z. Lesko, J. Mans, R. Rusack, M.A. Wadud

**University of Mississippi, Oxford, USA**

J.G. Acosta, S. Oliveros

**University of Nebraska-Lincoln, Lincoln, USA**

K. Bloom, D.R. Claes, C. Fangmeier, L. Finco, F. Golf, R. Gonzalez Suarez, R. Kamalieddin, I. Kravchenko, J.E. Siado, G.R. Snow<sup>†</sup>, B. Stieger, W. Tabb

**State University of New York at Buffalo, Buffalo, USA**

G. Agarwal, C. Harrington, I. Iashvili, A. Kharchilava, C. McLean, D. Nguyen, A. Parker, J. Pekkanen, S. Rappoccio, B. Roozbahani

**Northeastern University, Boston, USA**

G. Alverson, E. Barberis, C. Freer, Y. Haddad, A. Hortiangtham, G. Madigan, D.M. Morse, T. Orimoto, L. Skinnari, A. Tishelman-Charny, T. Wamorkar, B. Wang, A. Wisecarver, D. Wood

**Northwestern University, Evanston, USA**

S. Bhattacharya, J. Bueghly, T. Gunter, K.A. Hahn, N. Odell, M.H. Schmitt, K. Sung, M. Trovato, M. Velasco

**University of Notre Dame, Notre Dame, USA**

R. Bucci, N. Dev, R. Goldouzian, M. Hildreth, K. Hurtado Anampa, C. Jessop, D.J. Karmgard, K. Lannon, W. Li, N. Loukas, N. Marinelli, I. Mcalister, F. Meng, C. Mueller, Y. Musienko<sup>36</sup>, M. Planer, R. Ruchti, P. Siddireddy, G. Smith, S. Taroni, M. Wayne, A. Wightman, M. Wolf, A. Woodard

**The Ohio State University, Columbus, USA**

J. Alimena, B. Bylsma, L.S. Durkin, S. Flowers, B. Francis, C. Hill, W. Ji, A. Lefeld, T.Y. Ling, B.L. Winer

**Princeton University, Princeton, USA**

S. Cooperstein, G. Dezoort, P. Elmer, J. Hardenbrook, N. Haubrich, S. Higginbotham, A. Kalogeropoulos, S. Kwan, D. Lange, M.T. Lucchini, J. Luo, D. Marlow, K. Mei, I. Ojalvo, J. Olsen, C. Palmer, P. Piroué, J. Salfeld-Nebgen, D. Stickland, C. Tully, Z. Wang

**University of Puerto Rico, Mayaguez, USA**

S. Malik, S. Norberg

**Purdue University, West Lafayette, USA**

A. Barker, V.E. Barnes, S. Das, L. Gutay, M. Jones, A.W. Jung, A. Khatiwada, B. Mahakud, D.H. Miller, G. Negro, N. Neumeister, C.C. Peng, S. Piperov, H. Qiu, J.F. Schulte, J. Sun, F. Wang, R. Xiao, W. Xie

**Purdue University Northwest, Hammond, USA**

T. Cheng, J. Dolen, N. Parashar

**Rice University, Houston, USA**

K.M. Ecklund, S. Freed, F.J.M. Geurts, M. Kilpatrick, Arun Kumar, W. Li, B.P. Padley, R. Redjimi, J. Roberts, J. Rorie, W. Shi, A.G. Stahl Leiton, Z. Tu, A. Zhang

**University of Rochester, Rochester, USA**

A. Bodek, P. de Barbaro, R. Demina, J.L. Dulemba, C. Fallon, T. Ferbel, M. Galanti, A. Garcia-Bellido, O. Hindrichs, A. Khukhunaishvili, E. Ranken, P. Tan, R. Taus

**Rutgers, The State University of New Jersey, Piscataway, USA**

B. Chiarito, J.P. Chou, A. Gandrakota, Y. Gershtein, E. Halkiadakis, A. Hart, M. Heindl, E. Hughes, S. Kaplan, S. Kyriacou, I. Laflotte, A. Lath, R. Montalvo, K. Nash, M. Osherson, H. Saka, S. Salur, S. Schnetzer, S. Somalwar, R. Stone, S. Thomas

**University of Tennessee, Knoxville, USA**

H. Acharya, A.G. Delannoy, G. Riley, S. Spanier

**Texas A&M University, College Station, USA**

O. Bouhali<sup>75</sup>, M. Dalchenko, M. De Mattia, A. Delgado, S. Dildick, R. Eusebi, J. Gilmore, T. Huang, T. Kamon<sup>76</sup>, S. Luo, D. Marley, R. Mueller, D. Overton, L. Perniè, D. Rathjens, A. Safonov

**Texas Tech University, Lubbock, USA**

N. Akchurin, J. Damgov, F. De Guio, S. Kunori, K. Lamichhane, S.W. Lee, T. Mengke, S. Muthumuni, T. Peltola, S. Undleeb, I. Volobouev, Z. Wang, A. Whitbeck

**Vanderbilt University, Nashville, USA**

S. Greene, A. Gurrola, R. Janjam, W. Johns, C. Maguire, A. Melo, H. Ni, K. Padeken, F. Romeo, P. Sheldon, S. Tuo, J. Velkovska, M. Verweij

**University of Virginia, Charlottesville, USA**

M.W. Arenton, P. Barria, B. Cox, G. Cummings, R. Hirosky, M. Joyce, A. Ledovskoy, C. Neu, B. Tannenwald, Y. Wang, E. Wolfe, F. Xia

**Wayne State University, Detroit, USA**

R. Harr, P.E. Karchin, N. Poudyal, J. Sturdy, P. Thapa

**University of Wisconsin - Madison, Madison, WI, USA**

T. Bose, J. Buchanan, C. Caillol, D. Carlsmith, S. Dasu, I. De Bruyn, L. Dodd, F. Fiori, C. Galloni, B. Gomber<sup>77</sup>, H. He, M. Herndon, A. Hervé, U. Hussain, P. Klabbers, A. Lanaro, A. Loeliger, K. Long, R. Loveless, J. Madhusudanan Sreekala, T. Ruggles, A. Savin, V. Sharma, W.H. Smith, D. Teague, S. Trembath-reichert, N. Woods

†: Deceased

1: Also at Vienna University of Technology, Vienna, Austria

2: Also at IRFU, CEA, Université Paris-Saclay, Gif-sur-Yvette, France

3: Also at Universidade Estadual de Campinas, Campinas, Brazil

4: Also at Federal University of Rio Grande do Sul, Porto Alegre, Brazil

5: Also at UFMS, Nova Andradina, Brazil

6: Also at Universidade Federal de Pelotas, Pelotas, Brazil

7: Also at Université Libre de Bruxelles, Bruxelles, Belgium

8: Also at University of Chinese Academy of Sciences, Beijing, China

9: Also at Institute for Theoretical and Experimental Physics named by A.I. Alikhanov of NRC

'Kurchatov Institute', Moscow, Russia

10: Also at Joint Institute for Nuclear Research, Dubna, Russia

11: Also at Suez University, Suez, Egypt

12: Now at British University in Egypt, Cairo, Egypt

13: Also at Purdue University, West Lafayette, USA

14: Also at Université de Haute Alsace, Mulhouse, France

15: Also at Erzincan Binali Yildirim University, Erzincan, Turkey

16: Also at CERN, European Organization for Nuclear Research, Geneva, Switzerland

17: Also at RWTH Aachen University, III. Physikalisches Institut A, Aachen, Germany

18: Also at University of Hamburg, Hamburg, Germany

19: Also at Brandenburg University of Technology, Cottbus, Germany

20: Also at Institute of Physics, University of Debrecen, Debrecen, Hungary, Debrecen, Hungary

21: Also at Institute of Nuclear Research ATOMKI, Debrecen, Hungary

22: Also at MTA-ELTE Lendület CMS Particle and Nuclear Physics Group, Eötvös Loránd University, Budapest, Hungary, Budapest, Hungary

23: Also at IIT Bhubaneswar, Bhubaneswar, India, Bhubaneswar, India

24: Also at Institute of Physics, Bhubaneswar, India

25: Also at Shoolini University, Solan, India

26: Also at University of Visva-Bharati, Santiniketan, India

27: Also at Isfahan University of Technology, Isfahan, Iran

28: Now at INFN Sezione di Bari <sup>a</sup>, Università di Bari <sup>b</sup>, Politecnico di Bari <sup>c</sup>, Bari, Italy

29: Also at Italian National Agency for New Technologies, Energy and Sustainable Economic Development, Bologna, Italy

30: Also at Centro Siciliano di Fisica Nucleare e di Struttura Della Materia, Catania, Italy

31: Also at Scuola Normale e Sezione dell'INFN, Pisa, Italy

32: Also at Riga Technical University, Riga, Latvia, Riga, Latvia

33: Also at Malaysian Nuclear Agency, MOSTI, Kajang, Malaysia

34: Also at Consejo Nacional de Ciencia y Tecnología, Mexico City, Mexico

35: Also at Warsaw University of Technology, Institute of Electronic Systems, Warsaw, Poland

36: Also at Institute for Nuclear Research, Moscow, Russia

37: Now at National Research Nuclear University 'Moscow Engineering Physics Institute' (MEPhI), Moscow, Russia

38: Also at Institute of Nuclear Physics of the Uzbekistan Academy of Sciences, Tashkent, Uzbekistan

39: Also at St. Petersburg State Polytechnical University, St. Petersburg, Russia

40: Also at University of Florida, Gainesville, USA

41: Also at Imperial College, London, United Kingdom

42: Also at California Institute of Technology, Pasadena, USA

43: Also at Budker Institute of Nuclear Physics, Novosibirsk, Russia

44: Also at Faculty of Physics, University of Belgrade, Belgrade, Serbia

45: Also at Università degli Studi di Siena, Siena, Italy

46: Also at INFN Sezione di Pavia <sup>a</sup>, Università di Pavia <sup>b</sup>, Pavia, Italy, Pavia, Italy

47: Also at National and Kapodistrian University of Athens, Athens, Greece

48: Also at Universität Zürich, Zurich, Switzerland

49: Also at Stefan Meyer Institute for Subatomic Physics, Vienna, Austria, Vienna, Austria

50: Also at Burdur Mehmet Akif Ersoy University, BURDUR, Turkey

51: Also at Adiyaman University, Adiyaman, Turkey

52: Also at Şırnak University, Sirnak, Turkey

- 
- 53: Also at Beykent University, Istanbul, Turkey, Istanbul, Turkey
  - 54: Also at Istanbul Aydin University, Istanbul, Turkey
  - 55: Also at Mersin University, Mersin, Turkey
  - 56: Also at Piri Reis University, Istanbul, Turkey
  - 57: Also at Gaziosmanpasa University, Tokat, Turkey
  - 58: Also at Ozyegin University, Istanbul, Turkey
  - 59: Also at Izmir Institute of Technology, Izmir, Turkey
  - 60: Also at Marmara University, Istanbul, Turkey
  - 61: Also at Kafkas University, Kars, Turkey
  - 62: Also at Istanbul Bilgi University, Istanbul, Turkey
  - 63: Also at Hacettepe University, Ankara, Turkey
  - 64: Also at Vrije Universiteit Brussel, Brussel, Belgium
  - 65: Also at School of Physics and Astronomy, University of Southampton, Southampton, United Kingdom
  - 66: Also at IPPP Durham University, Durham, United Kingdom
  - 67: Also at Monash University, Faculty of Science, Clayton, Australia
  - 68: Also at Bethel University, St. Paul, Minneapolis, USA, St. Paul, USA
  - 69: Also at Karamanoğlu Mehmetbey University, Karaman, Turkey
  - 70: Also at Vilnius University, Vilnius, Lithuania
  - 71: Also at Bingol University, Bingol, Turkey
  - 72: Also at Georgian Technical University, Tbilisi, Georgia
  - 73: Also at Sinop University, Sinop, Turkey
  - 74: Also at Mimar Sinan University, Istanbul, Istanbul, Turkey
  - 75: Also at Texas A&M University at Qatar, Doha, Qatar
  - 76: Also at Kyungpook National University, Daegu, Korea, Daegu, Korea
  - 77: Also at University of Hyderabad, Hyderabad, India