

Clustering of primordial black holes formed in a matter-dominated epoch

Takahiko Matsubara,^{1,2,*} Takahiro Terada,^{1,†} Kazunori Kohri,^{1,2,3,‡} and Shuichiro Yokoyama^{4,3,§}

¹*Institute of Particle and Nuclear Studies, High Energy Accelerator Research Organization (KEK), Oho 1-1, Tsukuba 305-0801, Japan*

²*The Graduate University for Advanced Studies (SOKENDAI), Tsukuba, Ibaraki 305-0801, Japan*

³*Kavli IPMU (WPI), UTIAS, The University of Tokyo, Kashiwa, Chiba 277-8583, Japan*

⁴*Kobayashi Maskawa Institute, Nagoya University, Chikusa, Aichi 464-8602, Japan*

(Dated: September 11, 2019)

In the presence of the local-type primordial non-Gaussianity, it is known that the clustering of primordial black holes (PBHs) emerges even on super-horizon scales at the formation time. This effect has been investigated in the high-peak limit of the PBH formation in the radiation-dominated epoch in the literature. There is another possibility that the PBH formation takes place in the early matter-dominated epoch. In this scenario, the high-peak limit is not applicable because even initially small perturbations grow and can become a PBH. We first derive a general formula to estimate the clustering of PBHs with primordial non-Gaussianity without assuming the high-peak limit, and then apply this formula to a model of PBH formation in a matter-dominated epoch. Clustering is less significant in the case of the PBH formation in the matter-dominated epoch than that in the radiation-dominated epoch. Nevertheless, it is much larger than the Poisson shot noise in many cases. Relations to the constraints of the isocurvature perturbations by the cosmic microwave background radiation are quantitatively discussed.

I. INTRODUCTION

Primordial black holes (PBHs) have recently attracted much attention [1]. This is mainly because of the following reasons. First, we can fit the signals of gravitational wave [2–5], which have been reported by LIGO and/or Virgo. For example, in Ref. [6], the gravitational wave emitted from the merger events of the binaries are fitted by assuming homogeneously-distributed PBHs with masses of $M_{\text{PBH}} \sim O(10)M_{\odot}$. Second, PBHs with $M_{\text{PBH}} \sim O(10^{-17})M_{\odot}$ [1] – $O(10^{-11})M_{\odot}$ [7] can explain all the cold dark matter (CDM) component in the universe (see, e.g., Refs. [8–10]). Third, we can fit the OGLE ultrashort-timescale microlensing events [11] by PBHs with their masses of $M_{\text{PBH}} \sim O(10^{-5})M_{\odot}$. Fourth, PBHs with $M_{\text{PBH}} \sim O(10^{3.5}) - O(10^5)M_{\odot}$ may become seeds for formations of supermassive black holes (SMBHs) by assuming a subsequent sub-Eddington accretion rate on to the seed [12–14].

Concerning a possible mechanism to produce PBHs, we expect that high peaks of curvature perturbation (or density perturbation $\delta \gtrsim \delta_c \simeq 0.3\text{--}0.4$ [15, 16]) at small scales collapsed into PBHs in the radiation-dominated (RD) universe. It is known that such a high value of curvature perturbation at small scales are produced by various models of inflation [17–19], preheating after inflation [20], curvaton in the inflationary universe [21, 22], Q-ball formations [14, 23] and so forth.

Recently, the effects of non-Gaussianities have been discussed in investigating more precise properties of the PBH formation. For instance, Refs. [24–26] focused on a nonlinear relation between the density fluctuations and the primordial curvature perturbations on super-horizon scales, and Ref. [27]

developed a formula for the PBH abundance with taking this nonlinearity into account in the peak theory.

As another type of non-Gaussianities, the primordial non-Gaussianity of the curvature perturbations has been also considered, which would be a probe of the inflationary mechanism. It was found that the primordial non-Gaussianity has a significant impact on the PBH abundance (see, e.g., [28, 29] and references therein). Furthermore, some types of the primordial non-Gaussianity could affect not only the PBH abundance but also the spatial clustering of PBHs. There have been lots of works about this issue. In common understanding, if the primordial curvature perturbations obey Gaussian statistics, the distribution of the formed PBHs would be spatially uniform; that is, the distribution is Poissonian (see, e.g., [30–32] and references therein). On the other hand, if the probability distribution function of the primordial curvature perturbations would have the non-Gaussianity which can induce the coupling between the long and short wavelength modes, the formed PBHs would spatially clustered even on super-Hubble scales [32–34]. Such clustering of PBHs can be observed as the matter isocurvature fluctuations in the cosmic microwave background (CMB) and the large-scale structure, if the PBHs are a part of CDM component [33, 34]. As another observational impact of the PBH clustering, the effect on the merger rate of the PBH binary system recently has been investigated, which should be an important parameter for the LIGO/Virgo gravitational wave event [35–38].

The PBH formations are frequently assumed to take place in the RD epoch. However, in the early universe, oscillating energies of non-relativistic massive scalar fields such as inflaton field or curvaton field whose energy density scales as $\rho \propto a^{-3}$ with scale factor $a = a(t)$ may dominate the energy density of the universe until their decays (i.e., until the reheating time). In this case, an early matter-dominated (MD) epoch could be realized before the RD epoch.

More concretely, moduli or dilaton fields, which are predicted in particle physics models beyond the standard model such as supergravity and/or superstring theory, tend to have

*Electronic address: tmats@post.kek.jp

†Electronic address: teradat@post.kek.jp

‡Electronic address: kohri@post.kek.jp

§Electronic address: shu@kmi.nagoya-u.ac.jp

a long lifetime. That is because they decay only through gravitational interaction. For example, with their masses of the order of weak scale, the lifetime can be $\mathcal{O}(1)$ sec and reheating temperature after its domination becomes $T_R \sim \mathcal{O}(1)$ MeV. [39] (see also Refs. [40–44]). In this case, PBHs with their masses up to $M_{\text{PBH}} \lesssim \mathcal{O}(10^3) M_\odot$ could be produced in the early MD epoch.

In this paper, we investigate the clustering property of the PBHs formed in the early MD epoch in the presence of local-type non-Gaussianity. In Refs. [32–34], which focused on the PBH formation in RD epoch, a simple high peak formalism is employed to evaluate the two-point correlation function or the power spectrum of the spatial fluctuations of PBH number density, which characterize the PBH clustering. This is because in the RD epoch PBHs are considered to be simply formed through the spherical gravitational collapse of the overdense region with Hubble scales. On the other hand, the formation of PBHs in the early MD epoch are completely different from the ones in the RD epoch. Because perturbations evolve non-spherically in MD epochs under negligible pressure, even if $\delta \ll \delta_c$, a PBH can form once a region is enclosed by its event horizon [45–47]. By considering finite angular momentum in each patch of horizon, the number density of the PBHs produced in the early MD epoch is suppressed exponentially due to their own spins [48] (see also Ref. [49] for an additional suppression of the number density due to inhomogeneities). Therefore, it is a nontrivial question which dominates between the clustering of PBHs and the Poisson noise of the PBHs formed in the MD epoch.

We employ a model of Refs. [47, 48] for the PBH formation in the MD epoch, taking into account the nonlinear, non-spherical evolutions of the matter density with the Zel’dovich approximation [50] and the PBH formation with the hoop conjecture [51]. In order to carefully treat the details of the formation process, we make use of a method of the integrated perturbation theory (iPT) [52–56]. The iPT is a general framework to predict the clustering properties of biased fields, and is able to take into account the effects of nonlinear evolutions of clustering, redshift-space distortions, and primordial non-Gaussianity, etc. In this paper, we are interested in the clustering of PBHs at the formation time, and the iPT is used only in estimating a contribution of primordial non-Gaussianity to the initial clustering of PBHs.

The paper is organized as follows. In Sec. II, a general consequence of the iPT for the initial power spectrum of PBHs due to the primordial local-type non-Gaussianity is summarized. It is shown that the iPT can successfully reproduce the previous results in the high-peak limit. In Sec. III, the formula for the PBH clustering in the MD epoch, which is a main result of this paper, is derived. Observational implications are discussed in Sec. IV. Our conclusions are given in Sec. V. Technical details of the derivation of our formulas are given in Appendix A and B. Detailed discussion on the observational constraints is given in Appendix C.

II. THE INITIAL POWER SPECTRUM OF PBHS WITH PRIMORDIAL NON-GAUSSIANITY

The PBHs are considered to be biased objects of the energy density in the early universe. In this section, we generally consider the biased power spectrum in the presence of local-type non-Gaussianity, by making use of the iPT formalism. The results of this section is valid both in RD and MD epochs.

A. Local-type non-Gaussianity

We consider the primordial non-Gaussianity characterized by higher-order polyspectra of the curvature perturbations on the comoving slice \mathcal{R} as

$$\langle \mathcal{R}(\mathbf{k}_1) \mathcal{R}(\mathbf{k}_2) \rangle_c = (2\pi)^3 \delta_D^3(\mathbf{k}_1 + \mathbf{k}_2) P_{\mathcal{R}}(k_1), \quad (1)$$

$$\langle \mathcal{R}(\mathbf{k}_1) \mathcal{R}(\mathbf{k}_2) \mathcal{R}(\mathbf{k}_3) \rangle_c = (2\pi)^3 \delta_D^3(\mathbf{k}_1 + \mathbf{k}_2 + \mathbf{k}_3) B_{\mathcal{R}}(\mathbf{k}_1, \mathbf{k}_2, \mathbf{k}_3), \quad (2)$$

$$\langle \mathcal{R}(\mathbf{k}_1) \mathcal{R}(\mathbf{k}_2) \mathcal{R}(\mathbf{k}_3) \mathcal{R}(\mathbf{k}_4) \rangle_c = (2\pi)^3 \delta_D^3(\mathbf{k}_1 + \mathbf{k}_2 + \mathbf{k}_3 + \mathbf{k}_4) \times T_{\mathcal{R}}(\mathbf{k}_1, \mathbf{k}_2, \mathbf{k}_3, \mathbf{k}_4), \quad (3)$$

where $\langle \cdots \rangle_c$ denotes the cumulant, or the connected part of correlations, and $P_{\mathcal{R}}$, $B_{\mathcal{R}}$, $T_{\mathcal{R}}$ are called the power spectrum, bispectrum, trispectrum, respectively. For the local-type non-Gaussianity, the higher-order polyspectra are given by [57]

$$B_{\mathcal{R}}(\mathbf{k}_1, \mathbf{k}_2, \mathbf{k}_3) = \frac{6}{5} f_{\text{NL}} [P_{\mathcal{R}}(k_1) P_{\mathcal{R}}(k_2) + \text{cyc.}], \quad (4)$$

$$T_{\mathcal{R}}(\mathbf{k}_1, \mathbf{k}_2, \mathbf{k}_3, \mathbf{k}_4) = \frac{54}{25} g_{\text{NL}} [P_{\mathcal{R}}(k_1) P_{\mathcal{R}}(k_2) P_{\mathcal{R}}(k_3) + 3 \text{ perms}] + \tau_{\text{NL}} [P_{\mathcal{R}}(k_1) P_{\mathcal{R}}(k_2) P_{\mathcal{R}}(k_{13}) + 11 \text{ perms}], \quad (5)$$

where $k_{13} \equiv |\mathbf{k}_1 + \mathbf{k}_3|$ etc., and f_{NL} , g_{NL} , τ_{NL} are the parameters of local-type non-Gaussianity. If the primordial curvature perturbations emerge from the quantum fluctuations of a single scalar field, there is a relation, $\tau_{\text{NL}} = (36/25) f_{\text{NL}}^2$ [58]. If multiple scalar fields contribute, there is an inequality, $\tau_{\text{NL}} > (36/25) f_{\text{NL}}^2$ [59].

The relation at linear order between comoving curvature perturbations \mathcal{R} and the linear density contrast δ_L on comoving slices is given by [60, 61]

$$\delta_L(\mathbf{k}) = \mathcal{M}(k) \mathcal{R}(\mathbf{k}), \quad (6)$$

where the proportional factor in RD and MD epochs is given by

$$\mathcal{M}(k) \equiv \frac{2 + 2w}{5 + 3w} \frac{k^2 T(k)}{a^2 H^2}, \quad (7)$$

and $w = p/\rho$ is the parameter of equation of state, $H = \dot{a}/a$ is the Hubble parameter. The transfer function $T(k)$ describes the evolution on sub-horizon scales, and the time dependencies in various functions are suppressed in our notations for simplicity. For example, $T(k, \eta) = [\sin(k\eta) - k\eta \cos(k\eta)]/[3(k\eta)^3]$ in the RD epoch, where η is the conformal time. In the applications to PBHs in the following sections, we are interested in the super-horizon scales at the formation epoch of PBHs, where we can safely put $T(k) = 1$.

B. The power spectrum in the presence of local-type non-Gaussianity

In the iPT formalism, the renormalized bias functions in Lagrangian space are defined by [53, 54]

$$c_n^{\perp}(\mathbf{k}_1, \dots, \mathbf{k}_n) = (2\pi)^{3n} \int \frac{d^3k}{(2\pi)^3} \left\langle \frac{\delta^n \delta_X^{\perp}(\mathbf{k})}{\delta \delta_L(\mathbf{k}_1) \dots \delta \delta_L(\mathbf{k}_n)} \right\rangle, \quad (8)$$

where $\delta_X^{\perp}(\mathbf{k})$ is the density contrast of the biased objects in Lagrangian space as a functional of the linear density contrast, and $\delta/\delta \delta_L(\mathbf{k})$ is a functional derivative.

The iPT formalism applies to any biased objects in general, while in this paper we identify the biased objects as PBHs in later sections. In Ref. [55], the power spectrum of biased objects in the large-scale limit, where nonlinear evolution of the matter density field is negligible, is calculated by the formalism of iPT in the late-time MD epoch. Substituting $\mathcal{M}(k)$ of this literature by $(5/3)\mathcal{M}(k)$ in this paper, the same expressions as Eqs. (23), (34) of Ref. [55] hold both in RD and MD epochs. Thus the result of iPT for the power spectrum of the biased objects in the large-scale limit is given by

$$\begin{aligned} P_X(k) &\simeq [b_1(k)]^2 P_L(k) \\ &+ \frac{12}{5} f_{\text{NL}} b_1(k) \frac{P_L(k)}{\mathcal{M}(k)} \int \frac{d^3p}{(2\pi)^3} c_2^{\perp}(\mathbf{p}, -\mathbf{p}) P_L(p) \quad (9) \\ &+ \left(\frac{54}{25} g_{\text{NL}} + 2\tau_{\text{NL}} \right) b_1(k) \frac{P_L(k)}{\mathcal{M}(k)} \int \frac{d^3p_1}{(2\pi)^3} \frac{d^3p_2}{(2\pi)^3} \\ &\quad \times c_3^{\perp}(\mathbf{p}_1, \mathbf{p}_2, -\mathbf{p}_1 - \mathbf{p}_2) \frac{\mathcal{M}(p_{12})}{\mathcal{M}(p_1)\mathcal{M}(p_2)} P_L(p_1) P_L(p_2) \\ &+ \tau_{\text{NL}} \frac{P_L(k)}{\mathcal{M}^2(k)} \left[\int \frac{d^3p}{(2\pi)^3} c_2^{\perp}(\mathbf{p}, -\mathbf{p}) P_L(p) \right]^2 \\ &+ P_{\text{const}}, \quad (10) \end{aligned}$$

where $P_L(k)$ is the power spectrum of the linear density field δ_L , $b_1(k) \equiv 1 + c_1^{\perp}(k)$ is the linear bias parameter in Eulerian space, and P_{const} is the higher-order correction terms which are constant in the large-scale limit of $k \rightarrow 0$.

The most dominant contribution in the large-scale limit of $k \rightarrow 0$ is given by the term with a factor $\mathcal{M}^{-2}(k)$, because $\mathcal{M}(k) \sim k^2$. The corresponding term is the last term but one in Eq. (10). The factor $\mathcal{M}(k)$ is sufficiently small for $k \ll aH = R^{-1}$, where R is the comoving horizon scale which gives the mass scale $M \sim 4\pi R^3/3$ of PBHs in later sections. Therefore, the most dominant term of the power spectrum in the large-scale limit $k \ll R^{-1}$ is given by

$$P_X(k) \simeq \tau_{\text{NL}} C_2^2 \frac{P_L(k)}{\mathcal{M}^2(k)} = \tau_{\text{NL}} C_2^2 P_{\mathcal{R}}(k), \quad (11)$$

where

$$C_2 \equiv \int \frac{d^3p}{(2\pi)^3} c_2^{\perp}(\mathbf{p}, -\mathbf{p}) P_L(p). \quad (12)$$

The Eq. (11) is the general prediction of iPT for the biased power spectrum with local-type non-Gaussianity in the

large-scale limit of $k \rightarrow 0$. There appears a strongly scale-dependent bias, $P_X(k)/P_L(k) \propto \mathcal{M}^{-2}(k) \propto k^{-4}$ in the large-scale limit. The same scaling property is also derived from the peak-background split in the halo model [62, 63]. The amplitude of the scale-dependent bias is proportional to the product $\tau_{\text{NL}} C_2^2$, and the factor C_2 depends on the formation process of the biased objects.

C. The high-peak limit of thresholded regions

The results in the previous subsection, Eq. (11) is quite general for any biased objects. To determine the amplitude, the factor C_2 should be estimated. This factor has a simple form in a high-peak limit, which we first consider here. The high-peak limit of thresholded regions is frequently considered as an approximation of formation sites of PBHs in the RD epoch [30]. The number density of the collapsed objects above a threshold δ_c is given by

$$n_{\text{th}}(\mathbf{x}) = \frac{\bar{n}_{\text{th}}}{\beta_0^{\text{th}}} \Theta[\delta_R(\mathbf{x}) - \delta_c], \quad (13)$$

where $\Theta(x)$ is the Heaviside step function,

$$\delta_R(\mathbf{x}) = \int \frac{d^3k}{(2\pi)^3} e^{i\mathbf{k}\cdot\mathbf{x}} \delta_L(\mathbf{k}) W(kR), \quad (14)$$

is the smoothed density contrast with a smoothing radius R , $W(kR)$ is the window function, $\bar{n}_{\text{th}} = \langle n_{\text{th}}(\mathbf{x}) \rangle$ is the mean number density, and

$$\beta_0^{\text{th}} \equiv \langle \Theta(\delta_R - \delta_c) \rangle, \quad (15)$$

is the production probability. The number density of Eq. (13) is an example of the local Lagrangian bias, and the renormalized bias in this case is given by (Eq. (89) of Ref. [53])

$$c_n^{\perp}(\mathbf{k}_1, \dots, \mathbf{k}_n) = \frac{1}{\bar{n}_{\text{th}}} \left\langle \frac{d^n n_{\text{th}}}{d\delta_R^n} \right\rangle W(k_1 R) \dots W(k_n R). \quad (16)$$

Specifically, we have

$$c_n^{\perp}(\mathbf{k}_1, \dots, \mathbf{k}_n) = \frac{\beta_n^{\text{th}}}{\beta_0^{\text{th}}} W(k_1 R) \dots W(k_n R), \quad (17)$$

where

$$\beta_n^{\text{th}} \equiv \left\langle \delta_D^{(n-1)}(\delta_R - \delta_c) \right\rangle, \quad (18)$$

and $\delta_D^{(n-1)}(x) = d^{n-1} \delta_D(x)/dx^{n-1} = d^n \Theta(x)/dx^n$ is the $(n-1)$ th derivative of the Dirac's delta function, $\delta_D(x) = d\Theta(x)/dx$.

Up to the lowest order in non-Gaussianity parameters, the averages of Eqs. (15) and (18) can be estimated with Gaussian statistics, provided that they are substituted in Eqs. (11) and (12). Using the variance of the smoothed density contrast,

$$\sigma^2 \equiv \int \frac{k^2 dk}{2\pi^2} P_L(k) W^2(kR), \quad (19)$$

we have

$$\begin{aligned}\beta_n^{\text{th}} &= \frac{1}{\sqrt{2\pi}\sigma} \int_{-\infty}^{\infty} d\delta e^{-\delta^2/(2\sigma^2)} \delta_D^{(n-1)}(\delta - \delta_c) \\ &= \frac{1}{\sqrt{2\pi}\sigma^n} H_{n-1}(v) e^{-v^2/2},\end{aligned}\quad (20)$$

where $v \equiv \delta_c/\sigma$, and $H_m(x) = e^{x^2/2}(-d/dx)^m e^{-x^2/2}$ is the Hermite polynomial. If we define

$$H_{-1}(x) \equiv \sqrt{\frac{\pi}{2}} e^{x^2/2} \text{erfc}\left(\frac{x}{\sqrt{2}}\right),\quad (21)$$

the Eq. (20) holds also in the case of $n = 0$ [52]. Substituting Eq. (17) with $n = 2$ into Eq. (12), we have

$$C_2 = \frac{H_1(v)}{H_{-1}(v)},\quad (22)$$

and Eq. (11) reduces to

$$\begin{aligned}P_{\text{PBH}}(k) &= \left(\frac{H_1(v)}{H_{-1}(v)}\right)^2 \tau_{\text{NL}} \frac{P_{\text{L}}(k)}{\mathcal{M}^2(k)} \\ &= \frac{2v^2}{\pi e^{v^2}} \left[\text{erfc}\left(\frac{v}{\sqrt{2}}\right)\right]^{-2} \tau_{\text{NL}} \frac{P_{\text{L}}(k)}{\mathcal{M}^2(k)},\end{aligned}\quad (23)$$

when the biased objects are identified as PBHs.

The PBH formation in the RD epoch is frequently modeled by a high-peak limit $v \rightarrow \infty$ of the thresholded regions. In the high-peak limit, we have $H_m(v) \rightarrow v^m$, including $m = -1$. In this limit, we have $C_2 \simeq v^2$, and Eq. (23) reduces to a simple expression,

$$P_{\text{PBH}}(k) \simeq v^4 \tau_{\text{NL}} \frac{P_{\text{L}}(k)}{\mathcal{M}^2(k)} = v^4 \tau_{\text{NL}} P_{\mathcal{R}}(k).\quad (24)$$

This equation is consistent to the results of Refs. [32, 33]¹.

III. INITIAL CLUSTERING OF PBHS FORMED IN A MATTER-DOMINATED EPOCH IN THE PRESENCE OF PRIMORDIAL NON-GAUSSIANITY

In the previous section, we found that the dominant contribution in the large-scale limit to the initial power spectrum is given by Eq. (11) in the presence of local-type non-Gaussianity. In that expression, the integral C_2 of Eq. (12), together with non-Gaussianity parameter τ_{NL} , determines the amplitude of the initial power spectrum of PBHs. As noted in the last section, this integral in the high-peak limit is given by $C_2 \simeq v^2$, when the PBH is assumed to form with a condition, $\delta \geq v\sigma$. The high-peak limit is satisfied in a usual assumption that PBH formed in the RD epoch where $v \sim \mathcal{O}(10)$

[30, 31, 33]. However, there is a possibility that the high-peak limit is not satisfied in the PBH formation. For example, there are scenarios that the PBHs are formed in a MD epoch [47, 48], in which case the high-peak limit is not appropriate. In the PBH formation in a MD epoch, non-spherical effects in gravitational collapse play a crucial role.

In this section, we apply a model of Refs. [47, 48]. In the model, the Zel'dovich approximation [50], Thorne's hoop conjecture [51], and Doroshkevich's probability distribution [64] are combined to predict the PBH formation in a MD epoch.

A. A model of PBH formation in a MD epoch

We apply a model of Ref. [47] for the PBH formation in a MD epoch. In this model, the criteria of black hole formation is given by

$$h(\alpha, \beta, \gamma) \leq 1, \quad \alpha > 0, \quad (25)$$

where

$$h(\alpha, \beta, \gamma) = \frac{2}{\pi} \frac{\alpha - \gamma}{\alpha^2} E \left[\sqrt{1 - \left(\frac{\alpha - \beta}{\alpha - \gamma}\right)^2} \right], \quad (26)$$

and $\alpha \geq \beta \geq \gamma$ are eigenvalues of inhomogeneous part of deformation tensor in the Zel'dovich approximation. They are eigenvalues of a tensor $\varphi_{ij} \equiv \partial_i \partial_j \varphi$, where φ is a normalized linear potential, $\Delta\varphi = \delta_R$, and δ_R is the smoothed linear density perturbations with smoothing radius R , and the smoothing radius corresponds to the mass scale of PBH. The function $E(k)$ in Eq. (26) is the complete elliptic integral of the second kind, and is a monotonically decreasing function of $0 \leq k \leq 1$. The above criterion is derived by combining the Zel'dovich approximation [50] and the hoop conjecture [51] for the PBH formation in the MD epoch. See Ref. [47] for the details of the derivation of the above condition.

As mentioned in the previous section, we can assume that each independent component of the deformation tensor in the Zel'dovich formula obeys Gaussian statistics up to the lowest order in non-Gaussianity parameters when the factor C_2 in Eq. (12) is evaluated. The probability distribution of α , β , and γ is given by [64]

$$\begin{aligned}w(\alpha, \beta, \gamma) &= \frac{3^3 5^{5/2}}{8\pi\sigma^6} (\alpha - \beta)(\beta - \gamma)(\alpha - \gamma) \\ &\times \exp \left[-\frac{3}{\sigma^2} (\alpha^2 + \beta^2 + \gamma^2) + \frac{3}{2\sigma^2} (\alpha\beta + \beta\gamma + \gamma\alpha) \right],\end{aligned}\quad (27)$$

where $\sigma^2 = \langle \delta_R^2 \rangle$ is the variance of smoothed linear density perturbations.

According to the above criteria, the number density of PBH is given by

$$n_{\text{PBH}}(\alpha, \beta, \gamma) = \frac{\bar{n}_{\text{PBH}}}{\beta_0} \Theta(\alpha) \Theta [1 - h(\alpha, \beta, \gamma)], \quad (28)$$

¹ The definition of f_{NL} in Ref. [33] corresponds to $(3/5)f_{\text{NL}}$ in most of literature and in this paper.

where β_0 is the production probability of PBH [47],

$$\beta_0 = \int_0^\infty d\alpha \int_{-\infty}^\alpha d\beta \int_{-\infty}^\beta d\gamma \Theta[1 - h(\alpha, \beta, \gamma)] w(\alpha, \beta, \gamma). \quad (29)$$

In Fig. 1, the production probability β_0 is plotted as a function of σ . This figure reproduces the corresponding result of Fig. 1 of Ref. [47]. In Ref. [47], an analytic estimate of the function β_0 of Eq. (29) is given for $\sigma \ll 1$. The result is given by

$$\beta_0 \simeq 0.05556\sigma^5. \quad (30)$$

This asymptotic formula is also plotted in Fig. 1.

B. Calculating the renormalized bias functions

In this subsection, we explicitly calculate the renormalized bias functions of order one and two. The derivation is quite similar to the one described in Ref. [65], where renormalized bias functions of peaks are calculated. The derivations are quite technical and the detailed calculations are given in Appendices A and B.

The renormalized bias functions c_n in general are calculated by a definition of Eq. (8), which are equivalent to an expression,

$$c_n(\mathbf{k}_1, \dots, \mathbf{k}_n) = \frac{(2\pi)^{3n}}{\bar{n}_{\text{PBH}}} \left\langle \frac{\delta^n n_{\text{PBH}}[\delta_L]}{\delta\delta_L(\mathbf{k}_1) \cdots \delta\delta_L(\mathbf{k}_n)} \right\rangle, \quad (31)$$

where $n_{\text{PBH}}[\delta_L]$ is a number density of PBHs at any point as a functional of δ_L . The number density of Eq. (28) is a function of a tensor φ_{ij} , and thus is a functional of linear density field δ_L . In Fourier space, relations among variables are given by

$$\delta_R(\mathbf{k}) = W(kR)\delta_L(\mathbf{k}), \quad \varphi_{ij}(\mathbf{k}) = \hat{k}_i \hat{k}_j W(kR)\delta_L(\mathbf{k}), \quad (32)$$

where $\hat{\mathbf{k}} = \mathbf{k}/|\mathbf{k}|$.

The detailed derivation of the renormalized bias functions of c_1 and c_2 with our model of Eq. (28) is given in Appendix A. As a result, the renormalized bias functions up to second order are given by

$$c_1(\mathbf{k}) = b_1^L W(kR), \quad (33)$$

$$c_2(\mathbf{k}_1, \mathbf{k}_2) = \left\{ b_2^L + \left[3(\hat{\mathbf{k}}_1 \cdot \hat{\mathbf{k}}_2)^2 - 1 \right] \omega_1^L \right\} W(k_1 R) W(k_2 R), \quad (34)$$

where b_1^L , b_2^L , ω_1^L are given by Eqs. (A24)–(A26), with Eqs. (A23) and (29). The integrals of Eqs. (A24)–(A26) and (29) can be numerically evaluated in general. The necessary numerical integrations reduce to virtually 2-dimensional ones by transformations which are described in Appendix B, and explicitly given by Eq. (B6) with Eqs. (B5) and (B7).

Using the similar technique of Ref. [47], one can obtain analytic estimates for b_1^L , b_2^L , ω_1^L given by Eqs. (A24)–(A26) for $\sigma \ll 1$. The details of the derivation is given in Appendix B.

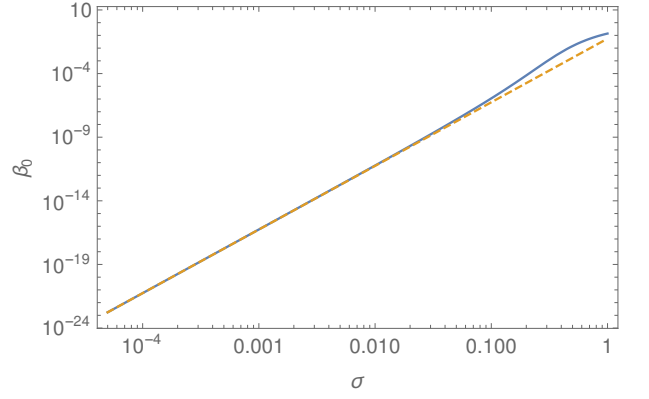


FIG. 1: Production probability β_0 in a model of Ref. [47]. Blue solid line corresponds to the result of the numerical integration of Eq. (29), and orange dashed line corresponds to the analytic estimate of Eq. (30) for $\sigma \ll 1$.

The results are

$$b_1^L \simeq \frac{2^8 \sqrt{2}}{3^2 \cdot 7 \sqrt{\pi} \sigma} \simeq \frac{3.242}{\sigma}, \quad (35)$$

$$b_2^L \simeq \frac{10}{\sigma^2}, \quad (36)$$

$$\omega_1^L \simeq -\frac{5}{2\sigma^2}. \quad (37)$$

Comparing these expressions with Fig. 8 in Appendix B, the power-law behaviors of the bias coefficients for $\sigma \lesssim 0.1$ are accurately explained by the above asymptotic formula.

C. The initial PBH power spectrum with primordial non-Gaussianity

Eqs. (33) and (34) are the renormalized bias functions that we need for evaluating the effects of primordial non-Gaussianity in the initial PBH power spectrum at the lowest order. From Eq. (34), we have $c_2(\mathbf{p}, -\mathbf{p}) = (b_2^L + 2\omega_1^L)W^2(pR)$. Substituting this form into Eq. (12), the integral C_2 is calculated to be

$$C_2 = (b_2^L + 2\omega_1^L)\sigma^2. \quad (38)$$

Thereby, Eq. (11) reduces to

$$P_{\text{PBH}}(k) \simeq \tau_{\text{NL}} (b_2^L + 2\omega_1^L)^2 \sigma^4 \frac{P_L(k)}{\mathcal{M}^2(k)}. \quad (39)$$

This is a main result of this paper. In Fig. 2, the result of the numerical integrations for C_2 (without effects of angular momentum) is plotted. In the case of $\sigma \ll 1$, substituting Eqs. (36) and (37) into Eq. (38) gives $C_2 \simeq 5$, and we have

$$P_{\text{PBH}}(k) \simeq 25\tau_{\text{NL}} \frac{P_L(k)}{\mathcal{M}^2(k)} = 25\tau_{\text{NL}} P_{\mathcal{R}}(k). \quad (40)$$

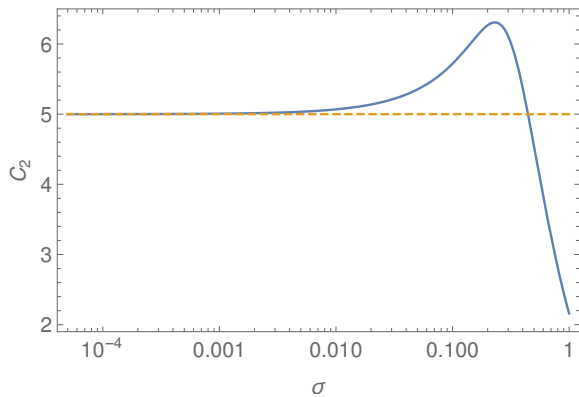


FIG. 2: The integral C_2 of Eq. (38) in the model of Ref. [47]. Blue solid line: the result of the numerical integrations. Orange dashed line: asymptotic formula $C_2 = 5$ for $\sigma \ll 1$.

Interestingly, the analytic estimate of Eq. (40) corresponds to the formula of high-peak limit, Eq. (24) with $\nu = \sqrt{5}$. However this does not imply the PBH formation at MD epoch corresponds to the density peaks of this height, because $b_1^L \neq \sqrt{5}/\sigma$. The asymptotic formula of Eq. (40) is accurately applicable for $\sigma \lesssim 0.01$, as one can see from Fig. 2. If only the 10% accuracy required, the same formula is applicable for $\sigma \lesssim 0.1$.

D. Effects of angular momentum

In Ref. [48], the model of Ref. [47] is extended to include the effect of rotation, which turns out to play important roles in the formation of PBHs. The effect of angular momentum in the formation of PBH in the MD epoch exponentially suppresses the amplitude of β_0 for small values of σ [48]. According to the Ref. [48], the effect of the angular momentum can be taken into account by changing the number density of PBH of Eq. (28) to

$$n_{\text{PBH}}(\alpha, \beta, \gamma) = \frac{\bar{n}_{\text{PBH}}}{\beta_0'} \Theta(\alpha) \Theta(\alpha + \beta + \gamma - \delta_{\text{th}}) \Theta[1 - h(\alpha, \beta, \gamma)], \quad (41)$$

where

$$\beta_0' = \int_0^\infty d\alpha \int_{-\infty}^\alpha d\beta \int_{-\infty}^\beta d\gamma \Theta(\alpha + \beta + \gamma - \delta_{\text{th}}) \times \Theta[1 - h(\alpha, \beta, \gamma)] w(\alpha, \beta, \gamma), \quad (42)$$

and δ_{th} is the density threshold above which the Kerr bound $L \leq GM^2/c$ is satisfied, where L and M are angular momentum and mass of the black hole, respectively. This bound is required in order to have a black hole at the center of Kerr metric.

There is an ambiguity in the model on initial quadrupole moment of the mass, which is parameterized by q in Ref. [48].

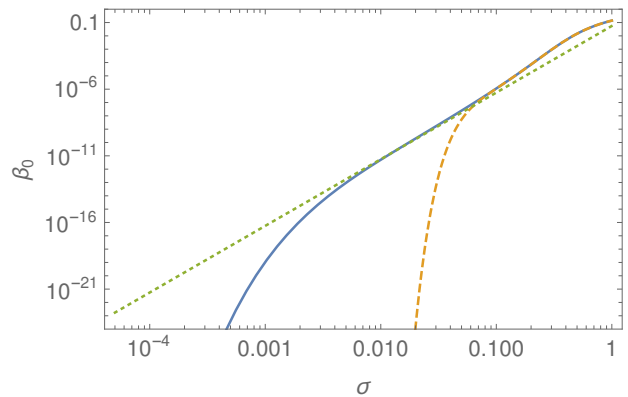


FIG. 3: The production probability of PBH with effects of angular momentum in the model of Ref. [48]. Blue solid line: second-order case with $\delta_{\text{th}(2)}$. Orange dashed line: first-order case with $\delta_{\text{th}(1)}$. Green dotted line: the asymptotic formula of $\sigma \ll 1$ without the effects of angular momentum.

There are two cases which are considered in this reference,

$$\delta_{\text{th}(1)} \equiv \frac{12}{125} q^2, \quad \delta_{\text{th}(2)} \equiv \left(\frac{2}{5} \mathcal{I} \sigma \right)^{2/3}, \quad (43)$$

where \mathcal{I} is another parameter of order unity which characterizes the variance of angular momentum (see Ref. [48] for explicit definitions of parameters q and \mathcal{I}). In the following calculation, we assume $q = \sqrt{2}$ and $\mathcal{I} = 1$ to match Fig. 5 of Ref. [48]. We ignore the effect of finite duration of the MD epoch. The two thresholds, $\delta_{\text{th}(1)}$ and $\delta_{\text{th}(2)}$, are called first and second order, respectively. In Ref. [48], it is suggested that the second-order case is relatively realistic in practice. In Eqs. (41) and (42), the extra factor $\Theta(\alpha + \beta + \gamma - \delta_{\text{th}})$ is inserted in the integrals of Eqs. (28) and (29). The numerical calculations of the bias parameters b_1^L , b_2^L and ω_1^L are similarly possible as in the case of previous subsections. In practice, the function $z_*(t, u)$ in Eqs. (B5) and (B7) is substituted by $z_*(t, u) \rightarrow z_0(t, u) \equiv \max[z_*(t, u), z_{\text{th}}(t)]$, where $z_{\text{th}} \equiv \delta_{\text{th}}/(3t)$.

In Fig. 3, the production probability of PBH with effects of angular momentum is plotted. This figure reproduces the corresponding result of Fig. 5 of Ref. [48]. The second-order case is approximately described by the asymptotic formula without the effects of angular momentum in $0.005 \lesssim \sigma \lesssim 0.1$.

In Fig. 4, the result of the numerical integrations for C_2 with the effects of angular momentum is plotted. Comparing it with Fig. 2, the effects of angular momentum is significant in $\sigma \lesssim 0.01$ for the second-order case, and $\sigma \lesssim 0.1$ for the first-order case, respectively. Substituting the calculated values of C_2 into Eq. (11), we obtain the estimate of $P_{\text{PBH}}(k)$ with the effects of angular momentum.

The behaviors of the parameters b_1^L , b_2^L , and ω_1^L in $\sigma \ll \delta_{\text{th}} \ll 1$ can also be explained by considering the asymptotic limit of the integrals. They are given in the second subsection

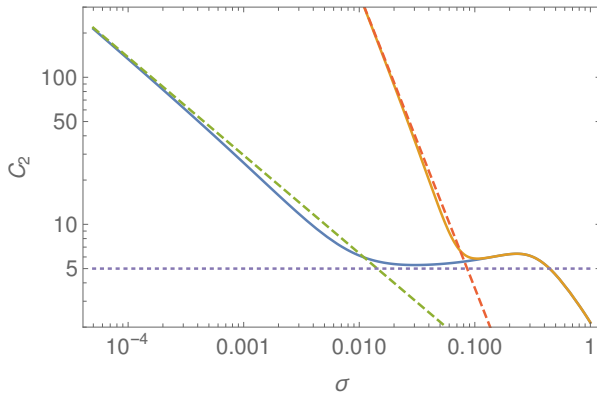


FIG. 4: The integral C_2 of Eq. (38) in the model of Ref. [48]. Blue solid line: the result of the numerical integrations in the second-order case. Green dashed line: asymptotic formula for $\sigma \ll 1$ in the second-order case. Orange solid line: the result in the first-order case. Orange dashed line: asymptotic formula for $\sigma \ll 1$ in the first-order case. Purple dotted line: asymptotic formula $C_2 = 5$ for $\sigma \ll 1$ without the effects of angular momentum.

of Appendix B, and the results are

$$b_1^L \simeq \frac{\delta_{\text{th}}}{\sigma^2}, \quad (44)$$

$$b_2^L \simeq \frac{\delta_{\text{th}}^2}{\sigma^4}, \quad (45)$$

$$\omega_1^L \simeq 0.03400 \frac{\delta_{\text{th}}^4}{\sigma^4} - \frac{5}{2\sigma^2}. \quad (46)$$

These asymptotic formulas explain the results of numerical integration for $\sigma \ll 1$ fairly well. From the above, the Eq. (38) in the limit of $\sigma \ll \delta_{\text{th}} \ll 1$ is dominated by b_2^L and is given by

$$C_2 \simeq \frac{\delta_{\text{th}}^2}{\sigma^2}. \quad (47)$$

In the regime where the above approximation applies, we have

$$P_{\text{PBH}}(k) \simeq \tau_{\text{NL}} \left(\frac{\delta_{\text{th}}}{\sigma} \right)^4 \frac{P_{\text{L}}(k)}{\mathcal{M}^2(k)} = \tau_{\text{NL}} \left(\frac{\delta_{\text{th}}}{\sigma} \right)^4 P_{\mathcal{R}}(k). \quad (48)$$

Identifying $\delta_{\text{th}}/\sigma = \nu$, the above expression is similar to the formula of high-peak limit, Eq. (24), although δ_{th} generally depends on σ in this case.

One should note that the production probability β_0 is exponentially suppressed in this regime, and the number density of PBHs is extremely small when the above approximation applies. In fact, β_0 is required to be roughly $\mathcal{O}(10^{-15})$ – $\mathcal{O}(10^{-10})$ depending on the mass of PBHs [1]² in order for PBHs to be a relevant component in dark matter (DM). As can be seen in

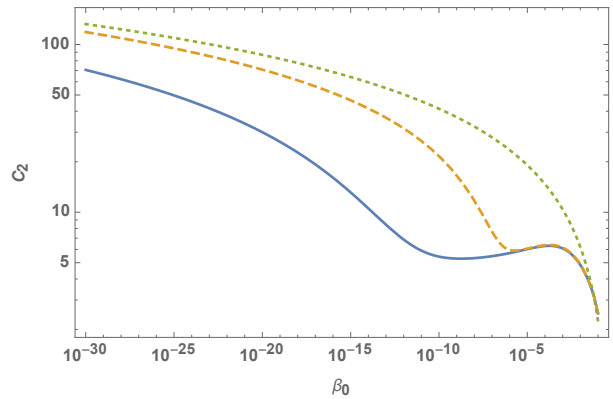


FIG. 5: The integral C_2 of Eq. (38) in the model of Ref. [48] as a function of β_0 . Blue solid line is for the second-order case. The orange dashed line corresponds to the first-order case. The green dotted line represents the case for the PBH formation in the RD epoch calculated by Eqs. (20) and (22).

Fig. 5 in the second-order case (blue solid line), C_2 is about 5–10 for the above range of production probability β_0 . As we have mentioned above, there is an ambiguity for taking the effect of the angular momentum into account. Since the PBH power spectrum is proportional to C_2^2 , we consider $C_2 = 5$ for the PBHs formed in MD epoch as a conservative value for the amplitude of the power spectrum in the following discussion. More precise discussion is given in Appendix C, taking into account the dependence of C_2 on σ (or equivalently on β_0).

IV. OBSERVATIONAL IMPLICATIONS

In the previous sections, we obtain the theoretical power spectrum of PBHs which is formed in a MD epoch in the presence of local-type non-Gaussianity. Whether or not this signal has any observable effect is another issue, which we consider in this section. We first estimate the effect of shot noise for possible candidates of PBHs which are connected to observations. Next, we consider the isocurvature fluctuations produced by the PBHs, which can place constraints on the model by comparing with observations of CMB.

A. The shot-noise contribution

When the produced number of PBHs is too small, their actual power spectrum does not necessarily follow the theoretical prediction because of randomness in the position of each object, or, the Poisson shot noise effect. Before we conclude the PBH power spectrum estimated in the previous section is physically meaningful, we have to compare them with the power spectrum of shot noise. The shot-noise contribution to the power spectrum is given by

$$P_{\text{SN}}(k) = \frac{1}{\bar{n}_{\text{PBH}}}, \quad (49)$$

² Ref. [1] focused on the PBHs formed during a RD epoch, in which $\Omega_{\text{PBH}} \sim a^1$, and hence one should be careful when applying the result in Ref. [1] to PBHs formed in a MD epoch, in which $\Omega_{\text{PBH}} \sim a^0$.

where \bar{n}_{PBH} is the mean number density of PBHs estimated to be

$$\begin{aligned}\bar{n}_{\text{PBH}} &= \frac{3H_0^2}{8\pi G} \Omega_{\text{CDM}} \frac{f_{\text{PBH}}}{M_{\text{PBH}}} \\ &= 3 \times 10^{22} \text{Mpc}^{-3} \left(\frac{\Omega_{\text{CDM}} h^2}{0.12} \right) \left(\frac{f_{\text{PBH}}}{1} \right) \left(\frac{M_{\text{PBH}}}{10^{-12} M_{\odot}} \right)^{-1}.\end{aligned}\quad (50)$$

Here $H_0 = 100 h \text{ km/s/Mpc}$ is the Hubble constant, Ω_{CDM} is the energy density fraction of cold dark matter, f_{PBH} is the relative ratio of the energy density of PBHs to those of total dark matter, and M_{PBH} is the mass of PBHs. Thus, the shot-noise contribution can be expressed in terms of f_{PBH} and M_{PBH} , as

$$P_{\text{SN}} = 3 \times 10^{-23} \text{Mpc}^3 \left(\frac{\Omega_{\text{CDM}} h^2}{0.12} \right)^{-1} \left(\frac{f_{\text{PBH}}}{1} \right)^{-1} \left(\frac{M_{\text{PBH}}}{10^{-12} M_{\odot}} \right).\quad (51)$$

Note that the magnitude of the shot noise is determined by the combination $M_{\text{PBH}}/f_{\text{PBH}}$. This contribution behaves as matter isocurvature fluctuations with blue-tilt in terms of dimensionless power spectrum $\mathcal{P}(k) \equiv k^3 P(k)/(2\pi^2)$, and it would affect the formation of structures on small scales. Based on this fact, one can place a constraint on the abundance f_{PBH} of PBHs by using observations of structures on small scales, such as Lyman- α forest [66] and future 21cm observations [67].

In Fig. 6, the shot-noise contributions given by Eq. (51) are compared with initial PBH power spectra with the primordial non-Gaussianity given by Eq. (40). Even though the assumed value $C_2 = 5$ corresponds to the asymptotic value without the effects of angular momentum, this gives the lower limit of the power spectrum with the effects of angular momentum, since $C_2 > 5$ in the latter case. Here we assume $\mathcal{P}_{\mathcal{R}}(k) = A_s k^{n_s-1}$ with $A_s = 2.101 \times 10^{-9}$ and $n_s = 0.9649$ [68] for $k \lesssim 10^3 \text{ Mpc}^{-1}$. The initial PBH power spectrum only depends on the value of τ_{NL} as seen from Eq. (40). In this figure, we show the power spectrum with multiple choices of $\tau_{\text{NL}} = 10^2$ (purple), 10^{-1} (blue), and 10^{-4} (dark cyan). For the shot-noise contributions, we consider typical values of $M_{\text{PBH}}/f_{\text{PBH}} = 10^{-12} M_{\odot}$, $10^{-3} M_{\odot}$, $10^{4.5} M_{\odot}$, and $10^{10} M_{\odot}$. These values correspond to the cases of all the dark matter (“DM”: light green, $M_{\text{PBH}} = 10^{-12} M_{\odot}$, $f_{\text{PBH}} = 1$) [69], excess events of OGLE observations (“OGLE”: dark yellow, $M_{\text{PBH}} = 10^{-5} M_{\odot}$, $f_{\text{PBH}} = 10^{-2}$) [11, 70, 71], the origin of binary black holes leading to the gravitational-wave events of LIGO/Virgo (“LIGO/Virgo”: orange, $M_{\text{PBH}} = 10^{1.5} M_{\odot}$, $f_{\text{PBH}} = 10^{-3}$) [2, 4, 5], and the seeds of supermassive black holes (“SMBH”: red, $M_{\text{PBH}} = 10^{3.5} M_{\odot}$, $f_{\text{PBH}} = 10^{-6.5}$) [12–14], respectively. These are just benchmark points, and the actual allowed region of M_{PBH} is not a point but a band. Also, the favored region for M_{PBH} and f_{PBH} has a large uncertainty. However, we are not particularly interested in these issues here.

Note also that for the PBH production in the early MD epoch, the “SMBH” case requires a reheating temperature too low to be consistent with big-bang nucleosynthesis [39] (see also Refs. [40–44]). The reason why we nevertheless show

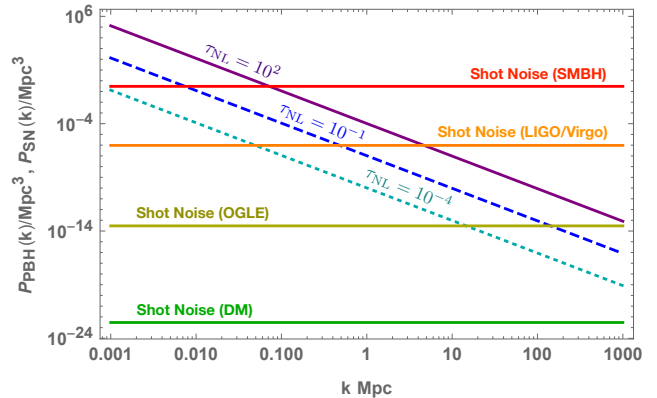


FIG. 6: Comparison of the initial PBH power spectrum induced by primordial non-Gaussianity during MD epoch [Eq. (40)] (oblique lines) with the shot noise contribution [Eq. (51)] (horizontal lines) as a function of wave number k . The assumed typical values of $M_{\text{PBH}}/(M_{\odot} f_{\text{PBH}})$ for “DM”, “OGLE”, “LIGO/Virgo”, and “SMBH” are 10^{-12} , 10^{-3} , $10^{4.5}$, and 10^{10} , respectively. Note that the “SMBH” case is irrelevant for PBH production in a MD epoch, but it is nevertheless shown because the figure is applicable to the case of the RD epoch (high-peak limit) by the replacement of the normalization of the oblique lines, $25 \rightarrow \nu^4$.

the typical line corresponding to this case in Fig. 6 is because these results are also applicable to the case of PBH production in the RD epoch after making the replacement $25 \rightarrow \nu^4$ for the magnitude of the PBH power spectrum (the high-peak limit is assumed). When the mass of PBHs is less than $10^7 M_{\odot}$, the threshold value for the production of PBHs in the RD epoch is given by $\nu^4 \gtrsim 400$ [33]. In this case, the amplitude of the PBH power spectrum in the Fig. 6 is 16 times larger than the plotted lines.

In Fig. 6, we see that the shot-noise contribution becomes relatively unimportant on large scales because of the scale-dependence of the initial PBH power spectrum $\sim k^{n_s-3}$. Also, for “DM” or “OGLE”, the shot noise is completely negligible for the scales of CMB and the large scale structure.

B. Constraints from isocurvature mode in CMB

The initial clustering of primordial black holes induced from the primordial non-Gaussianity would be observed as isocurvature perturbations. The isocurvature perturbations are well constrained by CMB, and thus the abundance of PBHs f_{PBH} or the magnitude of τ_{NL} is constrained as well.

The PBH isocurvature perturbations are given by

$$\bar{I}_{\text{PBH}} = \delta_{\text{PBH}} - \frac{\delta}{1+w},\quad (52)$$

where δ_{PBH} is the density contrast of PBHs, δ is the density contrast of the dominant component of the universe which turns into radiation component in the RD epoch, and w is the

equation-of-state parameter of the latter component. On co-moving slices, from Eq. (6), the density contrast of the dominant component of the universe must be much suppressed by k^2 in $\mathcal{M}(k)$ in the large scale limit. Here, we consider the PBH isocurvature perturbations at CMB scales which are much larger than the PBH formation scale and hence the PBH isocurvature perturbations are simply given by $\mathcal{I}_{\text{PBH}} = \delta_{\text{PBH}}$ where δ is negligible on large scales.

Planck collaboration gives a constraint on the total CDM isocurvature perturbations, and thus, if the PBHs exist as a DM component with the fraction, f_{PBH} , the power spectrum of the total CDM isocurvature perturbations can be given as

$$P_{II}(k) = f_{\text{PBH}}^2 P_{\text{PBH}}(k), \quad (53)$$

where we have assumed that the other DM components do not have any isocurvature perturbations. Substituting Eq. (11) into the above expression, the power spectrum of CDM isocurvature perturbation is given by

$$P_{II}(k) = C_2^2 f_{\text{PBH}}^2 \tau_{\text{NL}} P_{\mathcal{R}}(k). \quad (54)$$

The above equation holds for PBH formation both in RD ($C_2 = v^2$) [33] and MD ($C_2 \geq 5$) epochs.

The constraint on the CDM isocurvature perturbations (for correlated case) placed by Planck 2018 [68] is given by $P_{II}/P_{\mathcal{R}} \lesssim 10^{-3}$ on CMB scales. Applying this constraint to our result, we obtain an upper bound on f_{PBH} depending on the value of τ_{NL} as follows,

$$f_{\text{PBH}} < \frac{3 \times 10^{-2}}{C_2 \sqrt{\tau_{\text{NL}}}}. \quad (55)$$

In the limit of $\tau_{\text{NL}} \rightarrow 0$, the isocurvature upper bound on f_{PBH} disappears, which is consistent with the understanding that it is non-Gaussianity that induces the PBH isocurvature perturbations.

The above constraint can be rewritten as $f_{\text{PBH}} \sqrt{\tau_{\text{NL}}} < 3 \times 10^{-2}/C_2$, which is an upper bound on the combination $f_{\text{PBH}} \sqrt{\tau_{\text{NL}}}$ given the value of C_2 , which in turn depends on β_0 . This is shown in Fig. 7 in the case of PBH production in a MD epoch. The shaded region is excluded by the isocurvature constraint (the blue line corresponding to the second-order case). The first-order constraint is also shown by the orange dashed line. Actually, f_{PBH} (present abundance) itself depends linearly on β_0 (initial abundance) (see e.g. Refs. [72, 73]),

$$\begin{aligned} f_{\text{PBH}} &\equiv \frac{\rho_{\text{PBH}}}{\rho_{\text{CDM}}} \\ &= \frac{g_*(T) g_{*,s}(T_{\text{eq}}) T}{g_*(T_{\text{eq}}) g_{*,s}(T) T_{\text{eq}}} \gamma \beta_0 \frac{\Omega_{\text{m}}}{\Omega_{\text{CDM}}}, \end{aligned} \quad (56)$$

where $g_*(T)$ and $g_{*,s}(T)$ are the effective relativistic degrees of freedom for energy density and entropy³, respectively, T_{eq} is the temperature at the matter-radiation equality, γ (≈ 0.2 in

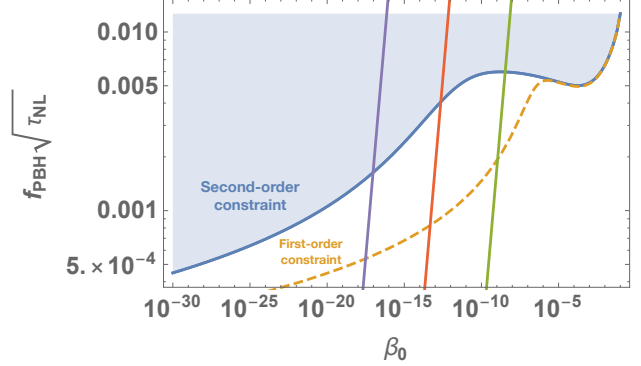


FIG. 7: Upper bounds on $f_{\text{PBH}} \sqrt{\tau_{\text{NL}}}$ as a function of β_0 in the case of PBH production in a MD epoch by the second-order mechanism (blue solid line) and by the first-order mechanism (orange dashed line). Three examples of $f_{\text{PBH}} \sqrt{\tau_{\text{NL}}}$ are plotted as functions of β_0 : $T_{\text{R}} = 10^{-2}$ GeV (Green line), 10^2 GeV (red line), and 10^6 GeV (purple line) with $\tau_{\text{NL}} = 10^{-2}$ for all cases.

the RD epoch [15]) is an efficiency parameter parameterizing how much fraction of the horizon mass goes into the PBH, and Ω_{m} is the energy density fraction of total matter. The above expression should be evaluated at the temperature when the scale that becomes PBHs enters the horizon in the case of PBH production in the RD epoch or at the reheating temperature in the case of PBH production in the early MD epoch [73, 75]. The efficiency parameter in the early MD epoch has some uncertainty and we assume $\gamma = 1$ following Ref. [73]. Using this relation, example lines of $f_{\text{PBH}} \sqrt{\tau_{\text{NL}}}$ are shown in the same figure for $T_{\text{R}} = 10^{-2}$ GeV (green line), 10^2 GeV (red line), and 10^6 GeV (purple line) with $\tau_{\text{NL}} = 10^{-2}$. The intersection of such a line and the constraint curve gives the upper bound on f_{PBH} given the values of T_{R} and τ_{NL} . These lines are drawn from numerical solutions as explained in Appendix C.

Unless σ is too large, the value of C_2 is always larger than 5 regardless of uncertainty in estimating the effect of angular momentum. In the case of PBH formation in the RD epoch, the value of C_2 is much larger than 5. Therefore, one can conclude that the bound $C_2 \geq 5$ is conservatively satisfied both in the PBH formation both in RD and MD epochs. Combining this bound with Eq. (55), we have a conservative upper bound,

$$f_{\text{PBH}} \sqrt{\tau_{\text{NL}}} < 6 \times 10^{-3}. \quad (57)$$

If we only consider the PBH formation in the RD epoch, $C_2 \geq 20$, the upper bound becomes smaller, $f_{\text{PBH}} \sqrt{\tau_{\text{NL}}} < 2 \times 10^{-3}$. In either case, the order of magnitude of the upper bounds is not significantly different.

It is remarkable that the possibility of PBHs being all of the dark matter ($f_{\text{PBH}} = 1$) can be excluded by the isocurvature constraint for $\tau_{\text{NL}} \gtrsim 4 \times 10^{-5}$ (MD, $C_2 \geq 5$) and $\tau_{\text{NL}} \gtrsim 3 \times 10^{-6}$ (RD, $C_2 \geq 20$). In other words, the hypothesis of all the dark matter places a conservative upper bound on τ_{NL} , irrespective

³ We use precise functions of $g_*(T)$ and $g_{*,s}(T)$ provided by Ref. [74].

of the formation epoch,

$$\tau_{\text{NL}} < 4 \times 10^{-5} \quad (100\% \text{ PBH dark matter}). \quad (58)$$

V. CONCLUSIONS

In this paper, we derive a general prediction of the initial clustering of PBHs in the presence of the parameter τ_{NL} of local-type primordial non-Gaussianity. Using the formalism of iPT, we generally have Eq. (11), which is the prediction of the large-scale power spectrum in the presence of τ_{NL} . In the case of PBHs, the result is given by $P_{\text{PBH}}(k) \simeq \tau_{\text{NL}} C_2^2 P_{\mathcal{R}}(k)$ for $k \ll R^{-1}$, where R is the initial radius of proto-PBHs with mass $M \sim 4\pi R^3/3$ up to the efficiency parameter. Evaluating the integral C_2 in the high-peak limit, the linear power spectrum of PBH formed in RD epoch is given by Eq. (24), which is consistent to the previous work [32, 33]. In the case of PBHs formed in a MD epoch, we adopt a model of Refs. [47, 48] and evaluate the initial power spectrum of PBHs.

The integral C_2 is a decisive factor for the amplitude of initial clustering of PBHs in the presence of τ_{NL} . For the thresholded regions, it is given by $C_2 = H_1(\nu)/H_{-1}(\nu)$, and this result reduces to $C_2 = \nu^2$ in the high-peak limit $\nu \gg 1$. In the case of PBHs formed in a MD epoch, the integral can be numerically evaluated. In the regime where the effects of angular momentum are neglected, we have an analytic estimate $C_2 \simeq 5$ for $\sigma \ll 1$. In the regime where the angular momentum is important, we have another analytic estimate $C_2 \simeq (\delta_{\text{th}}/\sigma)^2$, where δ_{th} is given by Eq. (43). In general, one can evaluate the value of C_2 by numerical integrations. The results are given in Figs. 2 and 4 without and with effects of angular momentum, respectively.

Because of the $\sim k^{n_s-4} \sim k^{-3}$ scaling of the PBH power spectrum from the primordial non-Gaussianity, the shot-noise contributions are relatively unimportant on large scales, unless the mass of PBHs is extremely large and the number density of PBHs are extremely small.

The clustering of PBHs produces the isocurvature perturbations in the early universe. The isocurvature power spectrum is proportional to $C_2^2 f_{\text{PBH}}^2 \tau_{\text{NL}}$. Putting $C_5 = 5$ as a conservative value, the current constraint by Planck satellite gives an upper bound, $f_{\text{PBH}} \sqrt{\tau_{\text{NL}}} < 6 \times 10^{-3}$. On one hand, unless the non-Gaussianity parameter τ_{NL} is smaller than $\sim 4 \times 10^{-5}$, the hypothesis that all the dark matter is made of PBHs is excluded. On the other hand, if all the dark matter is made of PBHs, the parameter τ_{NL} of the primordial non-Gaussianity should be smaller than 4×10^{-4} .

Acknowledgments

This work was supported by JSPS KAKENHI Grants No. JP16H03977 (T.M.), No. JP19K03835 (T.M.), No. JP17H01131 (K.K.), No. JP17J00731 (T.T.), MEXT Grant-in-Aid for Scientific Research on Innovative Areas JP15H05889 (K.K.), JP18H04594 (K.K.), JP19H05114

(K.K.), JP15H05888 (S.Y.), JP18H04356 (S.Y.), Grant-in-Aid for JSPS Fellows (T.T.), and by WPI, MEXT, Japan (K.K. and S.Y.).

Appendix A: Derivation of renormalized bias functions

In this Appendix, we derive the renormalized bias functions c_1 and c_2 in our model of the number density n_{PBH} . This number density n_{PBH} is a function of a finite number of variables, φ_{ij} . In this case, the renormalized bias function of Eq. (31) reduces to [53]

$$c_n(\mathbf{k}_1, \dots, \mathbf{k}_n) = \frac{1}{\bar{n}_{\text{PBH}}} \sum_{a_1, \dots, a_n} \left\langle \frac{\partial^n n_{\text{PBH}}}{\partial y_{a_1} \dots \partial y_{a_n}} \right\rangle U_{a_1}(\mathbf{k}_1) \dots U_{a_n}(\mathbf{k}_n), \quad (\text{A1})$$

where

$$(y_a) = (\varphi_{11}, \varphi_{22}, \varphi_{33}, \varphi_{12}, \varphi_{23}, \varphi_{13}), \quad (\text{A2})$$

$$(U_a) = W(kR) (\hat{k}_1^2, \hat{k}_2^2, \hat{k}_3^2, \hat{k}_1 \hat{k}_2, \hat{k}_2 \hat{k}_3, \hat{k}_1 \hat{k}_3), \quad (\text{A3})$$

and $\hat{k}_i = k_i/k$ is the i^{th} component of \mathbf{k}/k . With the above definition, we have a relation, $y_a(\mathbf{k}) = U_a(\mathbf{k})\delta_{\text{L}}(\mathbf{k})$. We define an operator

$$\mathcal{D}(\mathbf{k}) \equiv W(kR) \hat{k}_i \hat{k}_j \frac{\partial}{\partial \varphi_{ij}}, \quad (\text{A4})$$

where repeated indices are summed over, and partial derivatives are taken as if φ_{ij} and φ_{ji} are independent variables (because of the reason described in Ref. [65], n_{PBH} can contain φ_{ji} with $i > j$, provided that $\varphi_{ji} = \varphi_{ij}$). With this operator, Eq. (A1) reduces to [65]

$$c_n(\mathbf{k}_1, \dots, \mathbf{k}_n) = \frac{1}{\bar{n}_{\text{PBH}}} \langle \mathcal{D}(\mathbf{k}_1) \dots \mathcal{D}(\mathbf{k}_n) n_{\text{PBH}} \rangle = \frac{(-1)^n}{\bar{n}_{\text{PBH}}} \int d^6 \mathbf{y} n_{\text{PBH}}(\mathbf{y}) \mathcal{D}(\mathbf{k}_1) \dots \mathcal{D}(\mathbf{k}_n) \mathcal{P}(\mathbf{y}), \quad (\text{A5})$$

where $\mathcal{P}(\mathbf{y})$ is a joint probability distribution function of $\mathbf{y} = (y_a)$.

In the presence of initial non-Gaussianity, the probability distribution function \mathcal{P} is not strictly multivariate Gaussian. However, as the lowest-order non-Gaussianity is concerned in Eq. (11), it is sufficient to use the renormalized bias function derived from the Gaussian distribution function. Evaluation of the renormalized bias functions of Eq. (A5) can be performed in a similar method to that developed in Ref. [65]. The Gaussian distribution function is given by

$$\mathcal{P}(\mathbf{y}) = \frac{1}{\sqrt{(2\pi)^6 \det \mathcal{M}}} \exp\left(-\frac{1}{2} \mathbf{y}^T \mathcal{M}^{-1} \mathbf{y}\right), \quad (\text{A6})$$

where

$$\mathcal{M}_{ab} = \langle y_a y_b \rangle = \int \frac{d^3 k}{(2\pi)^3} U_a^*(\mathbf{k}) U_b(\mathbf{k}) P_{\text{L}}(k), \quad (\text{A7})$$

is the covariance matrix, and $P_{\text{L}}(k)$ is the linear power spectrum of the density perturbations. The elements of covariance matrix are given by

$$\langle \varphi_{ij} \varphi_{kl} \rangle = \int \frac{d^3 k}{(2\pi)^3} \hat{k}_i \hat{k}_j \hat{k}_k \hat{k}_l W^2(kR) P_{\text{L}}(k) = \frac{\sigma^2}{15} (\delta_{ij} \delta_{kl} + \delta_{ik} \delta_{jl} + \delta_{il} \delta_{jk}). \quad (\text{A8})$$

The joint probability distribution function $\mathcal{P}(\mathbf{y})$ depends only on rotationally invariant quantities [76, 77]. They are

$$J_1 \equiv \frac{1}{\sigma} \varphi_{ii}, \quad J_2 \equiv \frac{3}{2\sigma^2} \tilde{\varphi}_{ij} \tilde{\varphi}_{ji}, \quad J_3 \equiv \frac{9}{2\sigma^3} \tilde{\varphi}_{ij} \tilde{\varphi}_{jk} \tilde{\varphi}_{ki}, \quad (\text{A9})$$

where

$$\tilde{\varphi}_{ij} \equiv \varphi_{ij} - \frac{\sigma}{3} \delta_{ij} J_1, \quad (\text{A10})$$

is the traceless part of φ_{ij} . With the invariant variables of Eq. (A9), the distribution function of Eq. (A6) reduces to [77]

$$\mathcal{P}(\mathbf{y}) \propto \exp\left(-\frac{1}{2} J_1^2 - \frac{5}{2} J_2\right), \quad (\text{A11})$$

up to the normalization factor.

Using relations,

$$\frac{\partial J_1}{\partial \varphi_{ij}} = \frac{1}{\sigma} \delta_{ij}, \quad \frac{\partial J_2}{\partial \varphi_{ij}} = \frac{3}{\sigma^2} \tilde{\varphi}_{ji}, \quad \frac{\partial \tilde{\varphi}_{kl}}{\partial \varphi_{ij}} = \delta_{ik} \delta_{jl} - \frac{1}{3} \delta_{ij} \delta_{kl}, \quad (\text{A12})$$

the second-order derivatives are given by

$$\frac{\partial}{\partial \varphi_{ij}} \mathcal{P} = \left[\frac{\delta_{ij}}{\sigma} \frac{\partial}{\partial J_1} + \frac{3 \tilde{\varphi}_{ij}}{\sigma^2} \frac{\partial}{\partial J_2} \right] \mathcal{P}, \quad (\text{A13})$$

$$\frac{\partial^2}{\partial \varphi_{ij} \partial \varphi_{kl}} \mathcal{P} = \left[\frac{\delta_{ij} \delta_{kl}}{\sigma^2} \frac{\partial^2}{\partial J_1^2} - \frac{3}{\sigma^3} (\delta_{ij} \tilde{\varphi}_{kl} + \delta_{kl} \tilde{\varphi}_{ij}) \frac{\partial^2}{\partial J_1 \partial J_2} + \frac{9 \tilde{\varphi}_{ij} \tilde{\varphi}_{kl}}{\sigma^4} \frac{\partial^2}{\partial J_2^2} + \frac{3 \delta_{ik} \delta_{jl} - \delta_{ij} \delta_{kl}}{\sigma^2} \frac{\partial}{\partial J_2} \right] \mathcal{P}. \quad (\text{A14})$$

In calculating Eq. (A5), one notices that the number density n_{PBH} and the distribution function \mathcal{P} depend only on rotationally invariant variables. Thus we can first average over the angular dependence in the product of operators $\mathcal{D}(\mathbf{k})$. Denoting the angular average by $\langle \cdots \rangle_{\Omega}$, Eq. (A5) reduces to

$$c_n(\mathbf{k}_1, \dots, \mathbf{k}_n) = \frac{(-1)^n}{\bar{n}_{\text{PBH}}} \int d^6 y n_{\text{PBH}}(\mathbf{y}) \langle \mathcal{D}(\mathbf{k}_1) \cdots \mathcal{D}(\mathbf{k}_n) \mathcal{P}(\mathbf{y}) \rangle_{\Omega}. \quad (\text{A15})$$

Using relations,

$$\langle \tilde{\varphi}_{ij} \rangle_{\Omega} = 0, \quad \langle \tilde{\varphi}_{ij} \tilde{\varphi}_{kl} \rangle_{\Omega} = \frac{\sigma^2}{15} \left(\delta_{ik} \delta_{jl} + \delta_{il} \delta_{jk} - \frac{2}{3} \delta_{ij} \delta_{kl} \right) J_2, \quad (\text{A16})$$

the angular averages in the integrand of Eq. (A15) for $n = 1, 2$ are given by

$$\langle \mathcal{D}(\mathbf{k}) \mathcal{P} \rangle_{\Omega} = \frac{W(kR)}{\sigma} \frac{\partial}{\partial J_1} \mathcal{P} = -\frac{W(kR)}{\sigma} J_1 \mathcal{P}, \quad (\text{A17})$$

$$\begin{aligned} \langle \mathcal{D}(\mathbf{k}_1) \mathcal{D}(\mathbf{k}_2) \mathcal{P} \rangle_{\Omega} &= \frac{W(k_1 R) W(k_2 R)}{\sigma^2} \left\{ \frac{\partial^2}{\partial J_1^2} + [3(\hat{\mathbf{k}}_1 \cdot \hat{\mathbf{k}}_2)^2 - 1] \left(1 + \frac{2}{5} J_2 \frac{\partial}{\partial J_2} \right) \frac{\partial}{\partial J_2} \right\} \mathcal{P} \\ &= \frac{W(k_1 R) W(k_2 R)}{\sigma^2} \left\{ J_1^2 - 1 + [3(\hat{\mathbf{k}}_1 \cdot \hat{\mathbf{k}}_2)^2 - 1] \frac{5}{2} (J_2 - 1) \right\} \mathcal{P}. \end{aligned} \quad (\text{A18})$$

Substituting Eqs. (A17) and (A18) into Eq. (A15), the first- and second-order renormalized bias functions are derived as

$$c_1(\mathbf{k}) = b_1^{\text{L}} W(kR), \quad (\text{A19})$$

$$c_2(\mathbf{k}_1, \mathbf{k}_2) = \left\{ b_2^{\text{L}} + [3(\hat{\mathbf{k}}_1 \cdot \hat{\mathbf{k}}_2)^2 - 1] \omega_1^{\text{L}} \right\} W(k_1 R) W(k_2 R), \quad (\text{A20})$$

where

$$b_1^{\text{L}} \equiv \frac{1}{\sigma \bar{n}_{\text{PBH}}} \langle J_1 n_{\text{PBH}} \rangle, \quad b_2^{\text{L}} \equiv \frac{1}{\sigma^2 \bar{n}_{\text{PBH}}} \langle (J_1^2 - 1) n_{\text{PBH}} \rangle, \quad \omega_1^{\text{L}} \equiv \frac{1}{\sigma^2 \bar{n}_{\text{PBH}}} \left\langle \frac{5}{2} (J_2 - 1) n_{\text{PBH}} \right\rangle, \quad (\text{A21})$$

and $\langle \cdots \rangle = \int d^6 y \cdots \mathcal{P}(\mathbf{y})$. General definitions of b_n^{L} and ω_l^{L} are given by [65]

$$b_n^{\text{L}} \equiv \frac{1}{\sigma^n \bar{n}_{\text{PBH}}} \langle H_n(J_1) n_{\text{PBH}} \rangle, \quad \omega_l^{\text{L}} \equiv \frac{(-1)^l}{\sigma^{2l} \bar{n}_{\text{PBH}}} \left\langle L_l^{(3/2)} \left(\frac{5}{2} J_2 \right) n_{\text{PBH}} \right\rangle, \quad (\text{A22})$$

where $H_n(x)$ is the Hermite polynomial and $L_l^{(\alpha)}(x)$ is the generalized Laguerre polynomial.

The variables J_1 and J_2 , which are defined by Eq. (A9), are represented by eigenvalues of φ_{ij} as

$$J_1(\alpha, \beta, \gamma) = \frac{\alpha + \beta + \gamma}{\sigma}, \quad J_2(\alpha, \beta, \gamma) = \frac{\alpha^2 + \beta^2 + \gamma^2 - \alpha\beta - \beta\gamma - \gamma\alpha}{\sigma^2}. \quad (\text{A23})$$

Using the distribution function $w(\alpha, \beta, \gamma)$ of Eq. (27), Eq. (A21) reduces to

$$b_1^{\text{L}} \equiv \frac{1}{\sigma \beta_0} \int_0^{\infty} d\alpha \int_{-\infty}^{\alpha} d\beta \int_{-\infty}^{\beta} d\gamma J_1(\alpha, \beta, \gamma) \Theta[1 - h(\alpha, \beta, \gamma)] w(\alpha, \beta, \gamma), \quad (\text{A24})$$

$$b_2^{\text{L}} \equiv \frac{1}{\sigma^2 \beta_0} \int_0^{\infty} d\alpha \int_{-\infty}^{\alpha} d\beta \int_{-\infty}^{\beta} d\gamma [J_1(\alpha, \beta, \gamma)]^2 \Theta[1 - h(\alpha, \beta, \gamma)] w(\alpha, \beta, \gamma) - \frac{1}{\sigma^2}, \quad (\text{A25})$$

$$\omega_1^{\text{L}} \equiv \frac{5}{2\sigma^2 \beta_0} \int_0^{\infty} d\alpha \int_{-\infty}^{\alpha} d\beta \int_{-\infty}^{\beta} d\gamma J_2(\alpha, \beta, \gamma) \Theta[1 - h(\alpha, \beta, \gamma)] w(\alpha, \beta, \gamma) - \frac{5}{2\sigma^2}. \quad (\text{A26})$$

Appendix B: Analytic estimates of renormalized bias functions

In this Appendix, the 3-dimensional integrations of the previous Appendix are reduced to 2-dimensional integrals. After that, analytic estimates for the coefficients b_1^L , b_2^L and ω_1^L of Eqs. (A24)–(A26) are derived in a limit of $\sigma \ll 1$. Analytic estimates with the effects of angular momentum are also presented.

1. Without the effects of angular momentum

According to Ref. [47], it is useful to define new variables,

$$t = \frac{2}{3} \frac{\alpha + \beta + \gamma}{\alpha - \gamma}, \quad u = \frac{1}{2} \frac{\alpha - 2\beta + \gamma}{\alpha - \gamma}, \quad z = \frac{\alpha - \gamma}{2}. \quad (\text{B1})$$

The domain of integration, $\alpha > \beta > \gamma$, $\alpha > 0$ in Eqs. (A24)–(A26) corresponds to $-1/2 < u < 1/2$, $t > -(1 + 2u/3)$ and $z > 0$. The condition $h(\alpha, \beta, \gamma) < 1$ is equivalent to

$$z > z_*(t, u) \equiv \frac{4}{\pi} \left(t + \frac{2}{3}u + 1 \right)^{-2} E \left[\sqrt{1 - \left(u + \frac{1}{2} \right)^2} \right]. \quad (\text{B2})$$

With new variables, we have

$$w(\alpha, \beta, \gamma) d\alpha d\beta d\gamma = \frac{3^3 \cdot 5^{5/2}}{\pi \sigma^6} (1 + 2u)(1 - 2u) z^5 e^{-A(t,u)z^2} dt du dz, \quad (\text{B3})$$

where

$$A(t, u) \equiv \frac{1}{\sigma^2} \left(\frac{9}{2} t^2 + 10u^2 + \frac{15}{2} \right). \quad (\text{B4})$$

Defining the integrals,

$$I_{nml} \equiv \int_{-1/2}^{1/2} du (1 - 2u)(1 + 2u) u^n \int_{-(1+2u/3)}^{\infty} dt (3t)^m \int_{z_*(t,u)}^{\infty} dz z^{l+5} e^{-A(t,u)z^2}, \quad (\text{B5})$$

Eqs. (29), (A24)–(A26) reduce to

$$\beta_0 = \frac{3^3 \cdot 5^{5/2}}{\pi \sigma^6} I_{000}, \quad b_1^L = \frac{I_{011}}{\sigma^2 I_{000}}, \quad b_2^L = \frac{1}{\sigma^2} \left(\frac{I_{022}}{\sigma^2 I_{000}} - 1 \right), \quad \omega_1^L = \frac{5}{2\sigma^2} \left(\frac{4I_{202} + 3I_{002}}{\sigma^2 I_{000}} - 1 \right). \quad (\text{B6})$$

These expressions are exact transformation of the original integrals, Eqs. (29), (A24)–(A26), without any approximation. The last integral over z in Eq. (B5) can be analytically evaluated as

$$\int_{z_*(t,u)}^{\infty} dz z^{l+5} e^{-Az^2} = A^{-(l+6)/2} \int_{\sqrt{Az_*}}^{\infty} dr r^{l+5} e^{-r^2} = \frac{1}{2} A^{-(l+6)/2} \Gamma \left(\frac{l}{2} + 3, Az_*^2 \right), \quad (\text{B7})$$

where $\Gamma(x)$ is the gamma function.

Next, we derive the analytic estimates of the integrals of Eq. (B5) in a limit $\sigma \ll 1$. In this limit, the integral over t is dominantly contributed by a region $t \gtrsim \sigma^{-1}$, since the contribution from $t \lesssim \sigma^{-1}$ is exponentially suppressed [47]. Therefore, the dominant contribution comes from $t \gtrsim \sigma^{-1} \gg 1$, and in this region we have $A \simeq 9t^2/(2\sigma^2)$, $z_* \simeq 4E/(\pi t^2)$, and $Az_*^2 \simeq 72E^2/(\pi^2 \sigma^2 t^2)$. The lower limit $-(1 + 2u/3)$ of the integral over t can be replaced by 0 because $t \gg 1$. Introducing variables $s = 6\sqrt{2}E/(\pi\sigma t)$ (with u fixed) and $r = \sqrt{Az}$ (with t, u fixed), the last two integrals in Eq. (B5) is approximately given by

$$\int_{-(1+2u/3)}^{\infty} dt (3t)^m \int_{z_*(t,u)}^{\infty} dz z^{l+5} e^{-A(t,u)z^2} \simeq \frac{(2\sigma^2)^{l/2+3}}{3^{l-m+6}} \left(\frac{\pi\sigma}{6\sqrt{2}E} \right)^{l-m+5} \int_0^{\infty} ds s^{l-m+4} \int_s^{\infty} dr r^{l+5} e^{-r^2}, \quad (\text{B8})$$

where the argument of the elliptic integral E is the same as in Eq. (B2). Using a partial integration, the above integral reduces to an analytic form with a gamma function. As a result, Eq. (B5) in the case of $\sigma \ll 1$ is given by

$$I_{nml} \simeq \frac{\Gamma(l - m/2 + 11/2)}{l - m + 5} 2^{-l+3m/2-9/2} \cdot 3^{-2l+2m-12} \pi^{l-m+5} \sigma^{2l-m+11} \frac{3}{2} \int_{-1/2}^{1/2} du (1 - 2u)(1 + 2u) u^n E^{-l+m-5}. \quad (\text{B9})$$

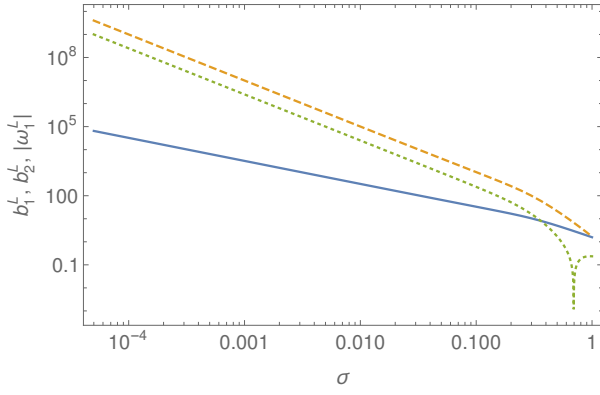


FIG. 8: Bias coefficients b_1^L (blue solid line), b_2^L (orange dashed line), and ω_1^L (green dotted line) in the model of Ref. [47]. The parameter ω_1^L is negative except for $\sigma \gtrsim 0.65$.

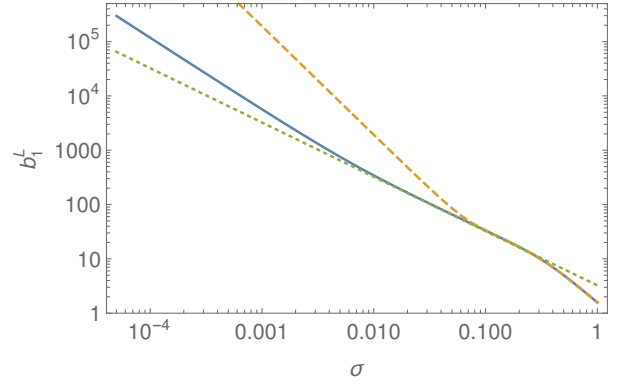


FIG. 9: The bias coefficient b_1^L for second-order case (blue solid line), first-order case (orange dashed line) and the asymptotic formula of $\sigma \ll 1$ without the effects of angular momentum (green dotted line).

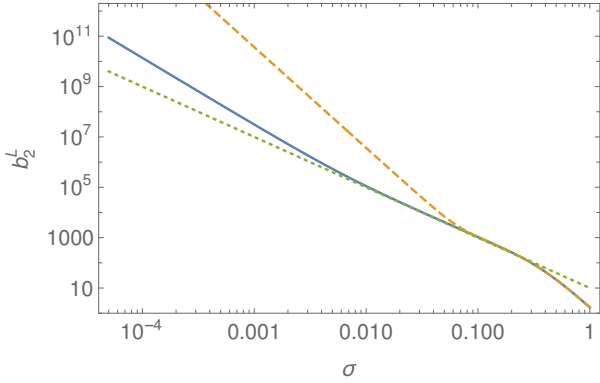


FIG. 10: Same as in Fig. 9 but for the bias coefficient b_2^L .

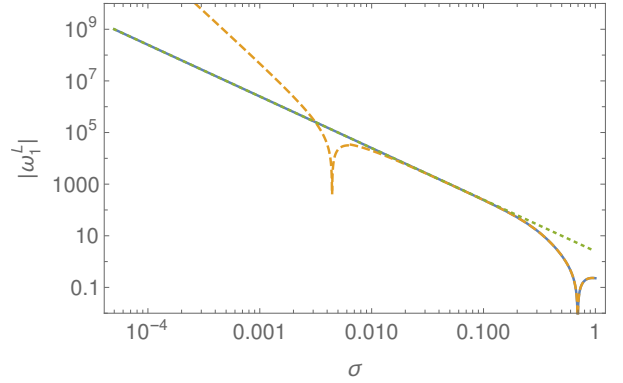


FIG. 11: Same as in Fig. 9 but for the bias coefficient ω_1^L .

Substituting Eq. (B9) into Eq. (B6), we have

$$\beta_0 \approx \frac{5^3 \cdot 7\pi^{9/2}}{2^9 \cdot 3^6 \sqrt{10}} \bar{E}^{-5} \sigma^5 \approx 0.055556 \sigma^5, \quad (\text{B10})$$

where

$$\bar{E}^{-5} \equiv \frac{3}{2} \int_{-1/2}^{1/2} du (1-2u)(1+2u) E^{-5}, \quad (\text{B11})$$

which is already known in Ref. [47]. Substituting Eq. (B9) into Eq. (B6), we have

$$b_1^L \approx \frac{2^8 \sqrt{2}}{3^2 \cdot 7 \sqrt{\pi} \sigma} \approx \frac{3.242}{\sigma}, \quad b_2^L \approx \frac{10}{\sigma^2}, \quad \omega_1^L \approx -\frac{5}{2\sigma^2}, \quad (\text{B12})$$

where only dominant terms of $\sigma \ll 1$ are retained.

In Fig. 8, the bias coefficients b_1^L , b_2^L , and ω_1^L as functions of σ are plotted. Numerical integrations are performed by Eq. (B6) with Eqs. (B5) and (B7). These coefficients for $\sigma \lesssim 0.1$ have power-law shapes, which are well described by Eq. (B12).

2. Effects of angular momentum

We briefly give the analytic estimates including the effects of angular momentum. In this case, the integrands of Eqs. (29) and (A24)–(A26) are multiplied by a factor $\Theta(\alpha + \beta + \gamma - \delta_{\text{th}})$. The function $z_*(t, u)$ in Eqs. (B5) and (B7) is substituted by

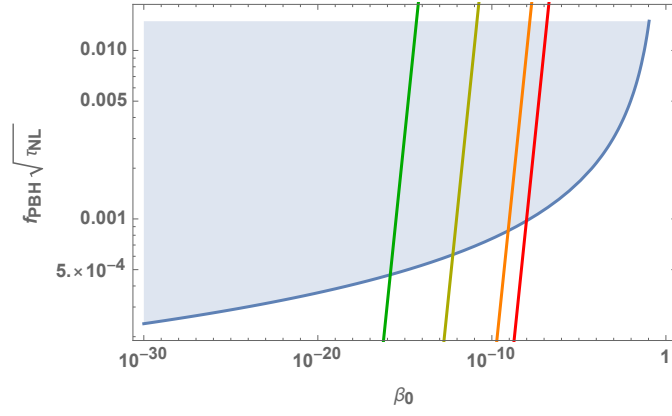


FIG. 12: Upper bound on $f_{\text{PBH}} \sqrt{\tau_{\text{NL}}}$ as a function of β_0 in the case of PBH production in a RD epoch (blue curve). Four examples of $f_{\text{PBH}} \sqrt{\tau_{\text{NL}}}$ are plotted as functions of β_0 with the same color coding as those in Fig. 6: $M_{\text{PBH}}/M_{\odot} = 10^{-12}$ (green; DM), 10^{-5} (dark yellow; OGLE), $10^{1.5}$ (orange), and $10^{3.5}$ (red; SMBH).

$z_*(t, u) \rightarrow z_0(t, u) \equiv \max[z_*(t, u), z_{\text{th}}(t)]$, where $z_{\text{th}} \equiv \delta_{\text{th}}/(3t)$. Extending the derivation of the previous subsection, and using the similar considerations of Ref. [48], one can derive

$$I_{nml} \simeq \frac{2^{-2l+2m-9} \cdot 3^{-2l+2m-12} \pi^{l-m+5}}{l-m+5} \delta_{\text{th}}^{2l-m+9} \sigma^2 e^{-\delta_{\text{th}}^2/2\sigma^2} \frac{3}{2} \int_{-1/2}^{1/2} du (1-2u)(1+2u) u^n E^{-l+m-5}, \quad (\text{B13})$$

for $\sigma \ll \delta_{\text{th}} \ll 1$. Substituting the above equation into Eq. (B6), we finally have

$$\beta_0 \simeq \frac{5^{3/2} \pi^4}{2^9 \cdot 3^9} \bar{E}^{-5} \frac{\delta_{\text{th}}^9}{\sigma^4} \exp\left(-\frac{\delta_{\text{th}}^2}{2\sigma^2}\right) \simeq 4.691 \times 10^{-5} \frac{\delta_{\text{th}}^9}{\sigma^4} \exp\left(-\frac{\delta_{\text{th}}^2}{2\sigma^2}\right), \quad (\text{B14})$$

$$b_1^L \simeq \frac{\delta_{\text{th}}}{\sigma^2}, \quad b_2^L \simeq \frac{\delta_{\text{th}}^2}{\sigma^4}, \quad \omega_1^L \simeq 0.03400 \frac{\delta_{\text{th}}^4}{\sigma^4} - \frac{5}{2\sigma^2}. \quad (\text{B15})$$

The Eq. (B14) agrees with a result of Ref. [48].

In Figs. 9, 10 and 11, the results of numerical integrations for bias coefficients b_1^L , b_2^L , and ω_1^L are plotted, respectively. It is difficult to accurately evaluate the numerical integrations of the first-order case for $\sigma \lesssim 0.007$, where the production probability is significantly suppressed, and the lines are artificially connected to asymptotic formulas, Eqs. (B15). In the second-order case, the effects of angular momentum are small for $\sigma \gtrsim 0.01$.

Appendix C: More precise discussion on the observational constraints

In the main text, we have just used $C_2 \gtrsim 20$ and $C_2 \geq 5$ to place constraints in the RD case and the MD case, respectively. More precisely, C_2 depends nonlinearly on the production probability β_0 , while f_{PBH} itself depends linearly on β_0 . We have already seen in Fig. 7 that the upper bound on $f_{\text{PBH}} \sqrt{\tau_{\text{NL}}}$ has a nontrivial shape as a function of β_0 in the case of PBH production in the MD epoch. The counterpart in the RD epoch is shown in Fig. 12.

Thus, the constraint (55) is a nonlinear constraint on β_0 depending on τ_{NL} and the temperature at which the scale corresponding to the PBH mass M_{PBH} enters the horizon (RD case), or the reheating temperature T_{R} (MD case). We can obtain upper bounds on f_{PBH} as a function of M_{PBH} (RD) or T_{R} (MD) for fixed τ_{NL} and as a function of τ_{NL} for fixed M_{PBH} (RD) or T_{R} (MD).

In the case of PBH production in a RD epoch, an essentially same upper bound on $f_{\text{PBH}}(M_{\text{PBH}})$ for fixed f_{NL} (instead of τ_{NL}) is given in Fig. 2 of Ref. [33]. For self completeness and with an updated Planck data, we show a similar upper bound on $f_{\text{PBH}}(M_{\text{PBH}})$ for some choices of τ_{NL} in Fig. 13. The fact that the mass dependence is weak is also shown in Fig 14, in which the upper bound is shown as a function of τ_{NL} for fixed masses. To obtain these figures, we solved the relation between C_2 and β_0 using Eqs. (20) and (22).

In the case of PBH production in a MD epoch, the isocurvature constraint on f_{PBH} is given in terms of T_{R} instead of M_{PBH} . This is shown in Fig. 15. The constraint as a function of τ_{NL} for fixed T_{R} is shown in Fig. 16. To obtain these figures, the relations between C_2 and β_0 were numerically solved using results in the main text as shown in Fig. 5.

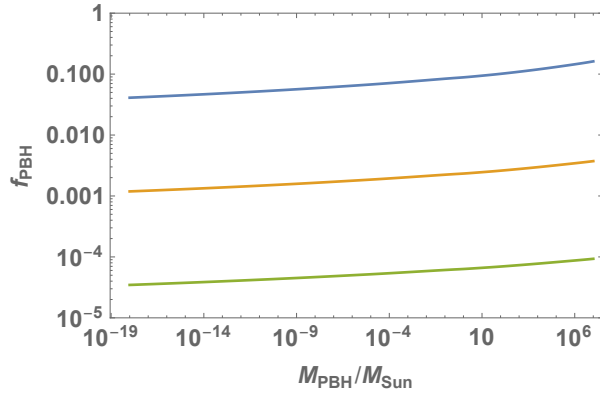


FIG. 13: Upper bounds on f_{PBH} as a function of M_{PBH} for $\tau_{\text{NL}} = 10^{-4}$ (blue line), 10^{-1} (orange line), and 10^2 (green line) in the case of PBH production in a RD epoch.

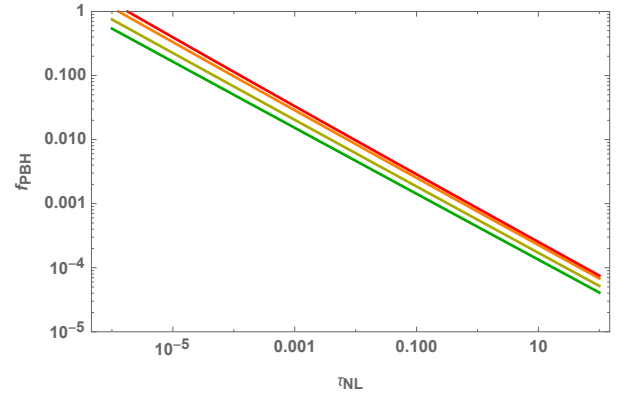


FIG. 14: Upper bounds on f_{PBH} as a function of τ_{NL} for $M_{\text{PBH}}/M_{\odot} = 10^{-12}$ (green; DM), 10^{-5} (dark yellow; OGLE), $10^{1.5}$ (orange; LIGO/Virgo), and $10^{3.5}$ (red; SMBH) in the case of PBH production in a RD epoch.

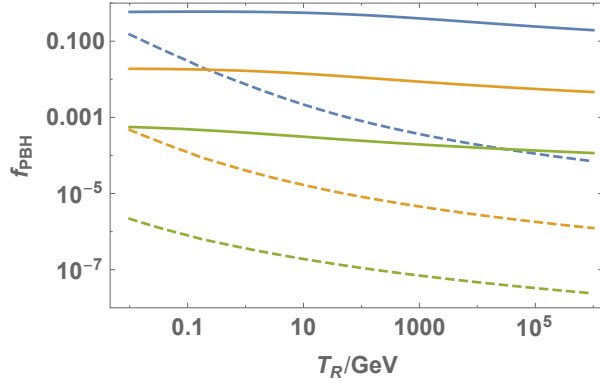


FIG. 15: Upper bounds on f_{PBH} as a function of T_R for $\tau_{\text{NL}} = 10^{-4}$ (blue lines), 10^{-1} (orange lines), and 10^2 (green lines) in the case of PBH production in a MD epoch. The solid (dashed) lines are based on the second-order (first-order) production mechanism.

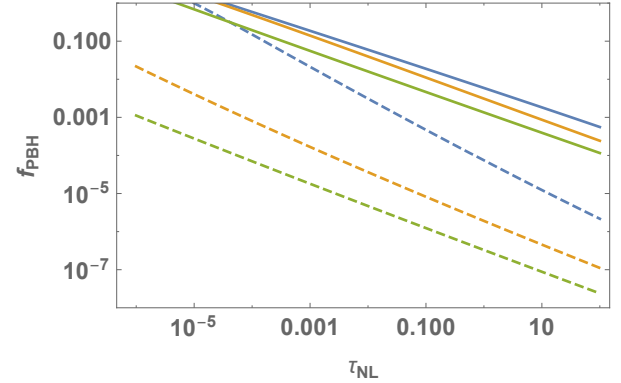


FIG. 16: Upper bounds on f_{PBH} as a function of τ_{NL} for $T_R = 10^{-2}$ GeV (blue lines), 10^2 GeV (orange lines), and 10^6 GeV (green lines) in the case of PBH production in a MD epoch. The solid (dashed) lines are based on the second-order (first-order) production mechanism.

-
- [1] B. J. Carr, K. Kohri, Y. Sendouda and J. Yokoyama, *Phys. Rev. D* **81**, 104019 (2010)
- [2] S. Bird, I. Cholis, J. B. Muñoz, Y. Ali-Haïmoud, M. Kamionkowski, E. D. Kovetz, A. Raccanelli and A. G. Riess, *Phys. Rev. Lett.* **116**, 201301 (2016)
- [3] S. Clesse and J. García-Bellido, *Phys. Dark Univ.* **15**, 142 (2017)
- [4] M. Sasaki, T. Suyama, T. Tanaka and S. Yokoyama, *Phys. Rev. Lett.* **117**, 061101 (2016) Erratum: [*Phys. Rev. Lett.* **121**, no. 5, 059901 (2018)]
- [5] M. Sasaki, T. Suyama, T. Tanaka and S. Yokoyama, *Class. Quant. Grav.* **35**, 063001 (2018)
- [6] B. P. Abbott *et al.* [LIGO Scientific and Virgo Collaborations], *Phys. Rev. Lett.* **116**, 061102 (2016)
- [7] H. Niikura *et al.*, *Nat. Astron.* **3**, 524 (2019).
- [8] B. Carr, F. Kuhnel and M. Sandstad, *Phys. Rev. D* **94**, 083504 (2016)
- [9] J. García-Bellido, A. Linde, and D. Wands. *Phys. Rev. D* **54**, 6040 (1996).
- [10] S. Clesse and J. García-Bellido. *Phys. Rev. D* **92**, 023524 (2015).
- [11] H. Niikura, M. Takada, S. Yokoyama, T. Sumi and S. Masaki, *Phys. Rev. D* **99**, 083503 (2019)
- [12] M. Kawasaki, A. Kusenko and T. T. Yanagida, *Phys. Lett. B* **711**, 1 (2012)
- [13] K. Kohri, T. Nakama and T. Suyama. *Phys. Rev. D* **90**, 083514 (2014).
- [14] M. Kawasaki and K. Murai, arXiv:1907.02273 [astro-ph.CO].
- [15] B. J. Carr. *Astrophys. J.* **201**, 1 (1975).
- [16] T. Harada, C.-M. Yoo and K. Kohri, *Phys. Rev. D* **88**, 084051 (2013) [Erratum: *Phys. Rev. D* **89**, 029903 (2014)].
- [17] K. Inomata, M. Kawasaki, K. Mukaida and T. T. Yanagida, *Phys. Rev. D* **97**, 043514 (2018).

- [18] D. H. Lyth, arXiv:1107.1681 [astro-ph.CO]
- [19] K. Kohri, D. H. Lyth and A. Melchiorri, *J. Cosmol. Astropart. Phys.*, **0804**, 038 (2008).
- [20] P. H. Frampton, M. Kawasaki, F. Takahashi and T. T. Yanagida, *J. Cosmol. Astropart. Phys.* **1004**, 023 (2010).
- [21] M. Kawasaki, N. Kitajima and T. T. Yanagida, *Phys. Rev. D* **87**, 063519 (2013).
- [22] K. Kohri, C.-M. Lin and T. Matsuda, *Phys. Rev. D* **87**, 103527 (2013).
- [23] E. Cotner, A. Kusenko, M. Sasaki and V. Takhistov, arXiv:1907.10613 [astro-ph.CO].
- [24] M. Kawasaki and H. Nakatsuka, *Phys. Rev. D* **99**, no. 12, 123501 (2019)
- [25] V. De Luca, G. Franciolini, A. Kehagias, M. Peloso, A. Riotto and C. Ünal, *JCAP* **2019**, no. 07, 048 (2019)
- [26] S. Young, I. Musco and C. T. Byrnes, arXiv:1904.00984 [astro-ph.CO].
- [27] C. M. Yoo, T. Harada, J. Garriga and K. Kohri, *PTEP* **2018**, no. 12, 123E01 (2018)
- [28] V. Atal, J. Garriga and A. Marcos-Caballero, arXiv:1905.13202 [astro-ph.CO].
- [29] C. M. Yoo, J. O. Gong and S. Yokoyama, arXiv:1906.06790 [astro-ph.CO].
- [30] J. R. Chisholm, *Phys. Rev. D* **73**, 083504 (2006).
- [31] Y. Ali-Haïmoud, *Phys. Rev. Lett.* **121**, 081304 (2018).
- [32] T. Suyama and S. Yokoyama, arXiv:1906.04958.
- [33] Y. Tada and S. Yokoyama, *Phys. Rev. D* **91**, 123534 (2015).
- [34] S. Young and C. T. Byrnes, *JCAP* **1504**, no. 04, 034 (2015)
- [35] M. Raidal, V. Vaskonen and H. Veermäe, *JCAP* **1709**, 037 (2017)
- [36] G. Ballesteros, P. D. Serpico and M. Taoso, *JCAP* **1810**, no. 10, 043 (2018)
- [37] T. Bringmann, P. F. Depta, V. Domcke and K. Schmidt-Hoberg, *Phys. Rev. D* **99**, no. 6, 063532 (2019)
- [38] Q. Ding, T. Nakama, J. Silk and Y. Wang, arXiv:1903.07337 [astro-ph.CO].
- [39] T. Hasegawa, N. Hiroshima, K. Kohri, R. S. L. Hansen, T. Tram and S. Hannestad, arXiv:1908.10189 [hep-ph].
- [40] M. Kawasaki, K. Kohri and N. Sugiyama, *Phys. Rev. Lett.* **82**, 4168 (1999) doi:10.1103/PhysRevLett.82.4168 [astro-ph/9811437].
- [41] M. Kawasaki, K. Kohri and N. Sugiyama, *Phys. Rev. D* **62**, 023506 (2000) doi:10.1103/PhysRevD.62.023506 [astro-ph/0002127].
- [42] S. Hannestad, *Phys. Rev. D* **70**, 043506 (2004) doi:10.1103/PhysRevD.70.043506 [astro-ph/0403291].
- [43] K. Ichikawa, M. Kawasaki and F. Takahashi, *Phys. Rev. D* **72**, 043522 (2005) doi:10.1103/PhysRevD.72.043522 [astro-ph/0505395].
- [44] P. F. de Salas, M. Lattanzi, G. Mangano, G. Miele, S. Pastor and O. Pisanti, *Phys. Rev. D* **92**, no. 12, 123534 (2015) doi:10.1103/PhysRevD.92.123534 [arXiv:1511.00672 [astro-ph.CO]].
- [45] M. Y. Khlopov and A. G. Polnarev, *Phys. Lett.* **97B**, 383 (1980).
- [46] A. G. Polnarev and M. Y. Khlopov, *Sov. Astron.* **26**, 9 (1982).
- [47] T. Harada, C.-M. Yoo, K. Kohri, K. Nakao and S. Jhingan, *Astrophys. J.* **833**:61 (2016)
- [48] T. Harada, C. M. Yoo, K. Kohri and K. I. Nakao, *Phys. Rev. D* **96**, 083517 (2017), Erratum: [*Phys. Rev. D* **99**, no. 6, 069904 (2019)].
- [49] T. Kokubu, K. Kyutoku, K. Kohri and T. Harada, *Phys. Rev. D* **98**, 123024 (2018).
- [50] Y. B. Zel'dovich, *Astron. Astrophys.* **5**, 84 (1970).
- [51] K. S. Thorne, in *Magic Without Magic*, ed. J. R. Klauder (San Francisco, CA: Freeman, 1972).
- [52] T. Matsubara, *Astrophys. J. Suppl. Ser.*, **101**, 1 (1995).
- [53] T. Matsubara, *Phys. Rev. D* **83**, 083518 (2011).
- [54] T. Matsubara, *Phys. Rev. D* **86**, 063518 (2012).
- [55] S. Yokoyama and T. Matsubara, *Phys. Rev. D* **87**, 023525 (2013).
- [56] T. Matsubara, *Phys. Rev. D* **90**, 043537 (2014).
- [57] C. T. Byrnes, M. Sasaki and D. Wands, *Phys. Rev. D*, **74**, 123519 (2006).
- [58] L. Boubekeur and D. H. Lyth, *Phys. Rev. D* **73**, 021301 (2006).
- [59] T. Suyama and M. Yamaguchi, *Phys. Rev. D* **77**, 023505 (2008).
- [60] A. R. Liddle and D. H. Lyth, *Cosmological Inflation and Large-Scale Structure*, CUP, Cambridge (2000)
- [61] S. Young, C. T. Byrnes and M. Sasaki, *J. Cosmol. Astropart. Phys.* **1407**, 045 (2014).
- [62] K. M. Smith and M. LoVerde, *J. Cosmol. Astropart. Phys.* **11**, 009 (2011).
- [63] D. Baumann, S. Ferraro, D. Green and K. M. Smith, *J. Cosmol. Astropart. Phys.* **1305**, 001 (2013).
- [64] A. G. Doroshkevich, *Astrophysica* **6**, 30 (1970).
- [65] T. Matsubara and V. Desjacques, *Phys. Rev. D* **93**, 123522 (2016).
- [66] N. Afshordi, P. McDonald and D. N. Spergel, *Astrophys. J.* **594**, L71 (2003) doi:10.1086/378763 [astro-ph/0302035].
- [67] J. O. Gong and N. Kitajima, *JCAP* **1708**, no. 08, 017 (2017)
- [68] Y. Akrami *et al.* [Planck Collaboration], arXiv:1807.06211 [astro-ph.CO].
- [69] N. Bartolo, V. De Luca, G. Franciolini, M. Peloso, D. Racco and A. Riotto, *Phys. Rev. D* **99**, no. 10, 103521 (2019)
- [70] Y. Tada and S. Yokoyama, *Phys. Rev. D* **100**, no. 2, 023537 (2019)
- [71] C. Fu, P. Wu and H. Yu, arXiv:1907.05042 [astro-ph.CO].
- [72] K. Inomata, M. Kawasaki, K. Mukaida, Y. Tada and T. T. Yanagida, *Phys. Rev. D* **95**, no. 12, 123510 (2017)
- [73] K. Kohri and T. Terada, *Class. Quant. Grav.* **35**, no. 23, 235017 (2018)
- [74] K. Saikawa and S. Shirai, *JCAP* **1805**, no. 05, 035 (2018)
- [75] B. Carr, T. Tenkanen and V. Vaskonen, *Phys. Rev. D* **96**, no. 6, 063507 (2017)
- [76] D. Pogosyan, C. Gay, and C. Pichon, *Phys. Rev. D* **80**, 081301 (2009); *Phys. Rev. D* **81**, 129901(E) (2010).
- [77] C. Gay, C. Pichon, and D. Pogosyan, *Phys. Rev. D* **85**, 023011 (2012).