

# Predictive distributions that mimic frequencies over a restricted subdomain

Expanded preprint version

Frank Lad · Giuseppe Sanfilippo

Received: date / Accepted: date

**Abstract** A predictive distribution over a sequence of  $N + 1$  events is said to be “frequency mimicking” whenever the probability for the final event conditioned on the outcome of the first  $N$  events equals the relative frequency of successes among them. Infinitely extendible exchangeable distributions that *universally* inhere this property are known to have several annoying concomitant properties. We motivate frequency mimicking assertions *over a limited subdomain* in practical problems of finite inference, and we identify their computable coherent implications. We provide some computed examples using reference distributions, and we introduce computational software to generate any specification. The software derives from an inversion of the finite form of the exchangeability representation theorem. Three new theorems delineate the extent of the usefulness of such distributions, and we show why it may *not* be appropriate to extend the frequency mimicking assertions for a specified value of  $N$  to any arbitrary larger size of  $N$ . The constructive results identify the source and structure of “adherent masses” in the limit of a sequence of finitely additive distributions. Appendices develop a novel geometrical representation of conditional probabilities which illuminate the analysis.

**Keywords** probability elicitation · conditional prevision · probability bounds · finitely additive distributions · adherent mass ·  $A_n$  and  $H_n$  distributions

## 1 Introduction

The subjectivist understanding of probability accepts naturally the notion that conditional probabilities can be asserted as prior information for the analysis

---

Frank Lad  
Department of Mathematics and Statistics  
University of Canterbury, Christchurch, New Zealand  
E-mail: F.Lad@math.canterbury.ac.nz

Giuseppe Sanfilippo  
Department of Mathematics and Computer Science  
Via Archirafi 34, 90123 Palermo, Italy  
University of Palermo, Italy E-mail: giuseppe.sanfilippo@unipa.it

of problems involving uncertainty. Bounds on associated unconditional probabilities can be derived from these, using the principle of coherence governing all assertions. The theoretical basis for this approach lies in de Finetti's construction of conditional probability as a price for a contingent transaction, and his fundamental theorem of prevision (FTP). See Lad, Dickey, and Rahman (1990, 1992) and (Lad, 1996a, 2.10, 3.3). Applications of interest can be found in the articles of Johnson, Moosman, and Cotter (2005, Section VI) and of Capotorti, Lad, and Sanfilippo (2007). The former uses expectations regarding successful commercial rocket launches under a variety of conditions to assert "prior" knowledge via conditional probabilities. The latter orders conditional probabilities based on natural attitudes toward "median medical diagnoses" derived from several examining radiologists who are blinded to the assessments of one another. These orderings are used along with other forms of partial knowledge to compute bounds on accuracy rates of median diagnoses, applying an extension of the FTP to quadratic conditions. It has also been extended to include situations where the conditioning event may be assessed with probability zero. See Biazzo and Gilio (2000); Capotorti, Galli, and Vantaggi (2003); Coletti and Scozzafava (1996); Gilio, Pfeifer, and Sanfilippo (2016); Regazzini (1987).

The present article investigates the use of conditional probabilities as assertions of prior information in a context that has a broad range of applicability, with particular reference to probability elicitation. Objectivist statistical methods have long promoted the sample frequency of occurrences as an appropriate "estimate of the probability of an event" in a string of observations construed as independent Bernoulli. In contrast, Bayesians typically call for adjustments to the sample frequency as their "posterior predictive probabilities for the next event", based on prior information in sampling setups they regard exchangeably. Foundational differences aside however, there is coherent support for more agreement in standard practice than the wide variation permitted by formal theoretical comparisons. While pleased with their sample mean estimate "when it sounds reasonable", frequentists tend to "doubt the data" when a seemingly unusual sample result occurs, often wishing to repeat the sampling experiment while informally hedging their bets. Alternately, when a Bayesian hears of a sample statistic regarding a matter one has not been thinking about, it is not uncommon in practice to locate an expectation for the next observation at the announced sample frequency. Only when an announced frequency sounds seriously out of bounds might one bother to adjust it when asserting a predictive probability. It is the formalisation and assessment of this shared coherent practice that we address in this article.

Our results can be appreciated in the tradition of Savage, who once wrote an unpublished exposition entitled "The subjective basis of statistical practice" (Savage, 1961). Despite his pathbreaking investigations and his collaboration with de Finetti, his deferential attitude to aspects of the statistical practice established at his time has been notable (Savage, 1954, p4; Savage, 1972, preface). The results we present here give some support to his conviction that informal applied activities of common practice do have a coherent foundation.

Discussion of a motivating example can be simplified if we first introduce a notation for probabilities, conditional probabilities, and vectors of them. We follow de Finetti's (1967; 1970) convention of defining events as numbers rather than sets.

Standard set-theoretic formalists may read our allusions to “events” as “indicators of events” (random variables) without distortion.

**Notation:** Consider a sequence of  $N+1$  events  $E_1, E_2, \dots, E_{N+1}$  that are regarded exchangeably. For each  $K = 1, \dots, N+1$ , let  $S_K$  denote the sum of the first  $K$  of them, and  $\bar{S}_K$  their average:  $S_K = \sum_{i=1}^K E_i$ , and  $\bar{S}_K = \frac{S_K}{K}$ . Let  $q_{a,N+1}$  denote a probability for the sum,  $P(S_{N+1} = a)$  for  $a = 0, 1, \dots, N+1$ ; and let  $p_{a,N}$  denote the conditional probability  $P(E_{N+1}|S_N = a)$  for  $a = 0, 1, 2, \dots, N$ . Bold letters denote vectors of these variables, as in the probability mass function (pmf) vector  $\mathbf{q}_{N+2} = (q_{0,N+1}, q_{1,N+1}, \dots, q_{N+1,N+1})$  and the conditional probability function vector  $\mathbf{p}_{N+1} = (p_{0,N}, p_{1,N}, \dots, p_{N,N})$ . The subscript on a bold letter denotes the dimension of the vector.

In these terms, a conditional probability is said to mimic a frequency whenever  $p_{a,N} = a/N$ . It was suggested in a preliminary investigation by Lad (1996b) that assertions of  $p_{a,N} = a/N$  over a *limited domain* of “ $a$ ” values and a specific size of  $N$  may well represent forecasters’ attitudes towards sequences of experimental observations.

**Example:** Consider the events observed in a sample of beehives from a large and productive apiary with some thousands of hives. Define the event  $E_i$  as the indicator that hive  $i$  is found to have at least one swarm cell (a new queen cell) in the brood box on an inspection day, the inspection day being 1 full month into a lush Spring. The apiarist is uncertain about whether any particular hive will be observed to have new queen cells formed within its brood box, and regards such events exchangeably over the entire apiary. Wishing to assess a probability distribution for the total number of hives containing at least one swarm cell, it is felt that a sample of 100 observations would contain enough information to locate a predictive probability for the next hive if the observed frequency in the sample were between .25 and .60. Although this experienced beekeeper definitely has informed opinions regarding bee-swarmling behavior this Spring, there is considered not to be enough prior information to motivate adjusting the sample frequency as the predictive probability if the mean observation were found to be within this acceptable range. However, were the sample frequency among 100 hives to be observed outside this interval, the apiarist would want to adjust it toward the interval when asserting a predictive probability. Furthermore, the predictive probability may be specified never to fall below a lower bound such as .10 nor above an upper bound such as .70 even if the observed sum of hives with queen cells were found to be as low as 0 or as high as 100.

**Assertion structure:** In this context, the apiarist may express prior knowledge in the form of three types of assertions:

- i.)  $p_{a,100} = a/100$  for integers “ $a$ ” within the interval [25, 60];
  - ii.)  $p_{a,100} \leq p_{a+1,100}$  for integers “ $a$ ” within the intervals [0, 24] and [60, 99];
- and
- iii.)  $p_{0,100} \geq .10$ , and  $p_{100,100} \leq .70$ .

These assertions represent prior knowledge that places a sharply defined interval, [.25, .60], over reasonable values for predictive probabilities based on observed frequencies of success among preceding events in the sequence. They do *not* constitute *certainty* that the frequency *does lie* within this interval. They only specify that prior information is not refined enough to motivate adjusting a prospective frequency among 100 hives for inference about the 101<sup>st</sup> hive if the frequency lies within this “reasonable sounding” interval. The predictive probability would

be adjusted away from the sample mean only if the mean were to be observed outside this interval. Assertions in this form are specific enough to imply computable bounds on associated probability mass functions for sums of any number of events, such as  $\mathbf{q}_{102}$ ,  $\mathbf{q}_{1002}$ , or even  $\mathbf{q}_{100002}$ . Similarly, they motivate bounds on conditional probabilities based on observed sequences of any other length.

The formal assertions of the apiarist (i, ii and iii) amount to a specification of a family of distributions we shall call *frequency mimicking distributions*, or FMD's. The assertions are not sufficient to specify a unique complete distribution, since they specify only 36 linear equalities along with 65 inequalities among the components of  $\mathbf{q}_{102}$ , which are restricted otherwise only to sum to 1. Thus, the family of cohering FMD's consists of a 65-dimensional polytope within the unit-simplex  $\mathbf{S}^{101}$ . (This dimension derives from the dimension of  $\mathbf{q}_{102}$  less 37 for the number of linear restrictions involved, 36 from the frequency mimic assertions of type i, plus 1 from the unit-sum restriction.)

There are two ways to complete the bases for understanding this family of distributions: by a direct characterisation of the polytope via de Finetti's fundamental theorem of prevision, and then exploring the space of complete cohering distributions using robust programming software such as the GAMS package (Brooke et al., 2003) or by examining an array of interpretable reference distributions within the class of all agreeing FMD's. The graphical results we display in this article follow the latter tack.

This article systematically examines the coherent implications of assertions such as those of the apiarist for prior distributions over the proportion of successes to be observed in the total population. For reasons we shall see, the practical relevance of the results are to finite population problems as opposed to sequential experimentation to an unspecified extent. In Section 2 we describe two algebraic features of the computational algorithms used to generate the particular cases reported in this article; and we review one background result pertinent to the uniform distribution which is not widely known. A general nonparametric specification of FMDs is presented in Section 3, and an interactive file of subroutines to display them is made publicly available. This allows the reader to examine any cases of interest whatever, and to use the results for application. Some interesting numerical examples are displayed and discussed in Section 4. These results continue and extend the specific numerical assessments portrayed in our introductory apiary example. Section 5 addresses structural issues surrounding the extendibility of FMDs. It presents three new theorems that together specify rather precisely the applicable relevance of frequency mimicking distributions. Proofs are presented in sparse algebraic form in the text, along with computed examples. Appendices are used to develop more extensive detail as well as to portray a helpful geometrical exposition. Implications of the analysis extend to the limits of infinitely extendible but only finitely additive distributions. These limiting distributions are improper and feature "adherent" or "agglutinated" masses. This is a technical topic that amused de Finetti (1949, 1955) immensely, and is relevant to his leading work on applications of conditional probabilities when the conditioning event is assessed with probability zero. See Cifarelli and Regazzini (1996). We shall merely report and discuss these results in the text here, and make available "supplementary materials" in Appendix 4 to provide algebraic detail. To refresh the reader with this feature that will be relevant to the constructions in the article, we present the following definition.

**Definition 1** A finitely additive probability distribution for  $X$  over  $[0, 1]$  is said to have adherent (or agglutinated) masses of size  $p$  and  $1 - p$  at 1 and 0, respectively, if  $P(X = x) = 0$  for any  $x$ , yet for *any* numbers  $a$  and  $b$  for which  $0 < a < b < 1$ ,  $P[X \in [a, b]] = 0$ , while  $P[X \in (b, 1)] = p$  and  $P[X \in (0, a)] = 1 - p$ . §

Properties of distributions with adherent masses may appear unusual, because such distributions are only finitely additive, not countably additive. The image of adherence is that the total probability of 1 does not attach itself to any open intervals that are separated from 0 and 1, since the probability that  $X$  lies in any interval interior to  $(0, 1)$  is zero. Yet the entire probability of 1 *adheres* to the endpoints of the unit-interval without amassing on the points 0 or 1 themselves. Applications in statistics were presented by Kadane, Schervish, and Seidenfeld (1988). The article of Bingham (2010) discusses the historical development of the analytic assessment of finitely additive measures. A contribution of the present article to the extensive literature on this topic is to show how to construct examples of such distributions from sequential extensions of purely finite applications with sensible properties. Of course the definition of adherent masses can be embellished to allow the points of agglutination to occur anywhere within the interval  $[0, 1]$ .

Our reported results can be understood as a completion of the nonparametric investigations of Hill (1988) who introduced the generation of so-called  $A_n$  and  $H_n$  distributions for continuous measurements; and they share the finitist attitude toward nonparametric inference described more extensively in Hill (1989). The  $A_n$  and  $H_n$  distributions for continuous data are characterised by posterior distributions asserting uniform probabilities that the next measurement will lie in each of the various intervals defined by the order statistics of the conditioning observations. The first important application appeared in the article of Berliner and Hill (1988). The so-called  $A_n$  distributions pertain to a measurement context that *does not allow ties*, while the  $H_n$  distributions *do allow ties* among the conditioning observations. In the context of events regarded exchangeably that we study here, *ties are required*, since the posterior probability for the next measurement equals the frequency of occurrence of successes among the conditioning events. The sum  $S_N$  indicates the number of the events observed to be tied at 1, while  $(N - S_N)$  indicates the number of them tied at 0. More detailed commentary on the relationship of this work to Hill's analysis appears in the technical report of Lad et al. (1993, pp. 52–55).

The larger context of the present article is the widely studied *predictive characterisation* of exchangeable distributions that reduce the families of supporting distributions to either a parametric or a specifiable nonparametric class. Relevant literature is reviewed in Fortini and Petrone (2012). While our purely finite results are completely nonparametric, the limiting distribution for the finite family, derived in Section 5.5, provides a recognisable unifying parametric envelope for the FMD family. Prior to our exact characterization of FMD's, the nearest related results were limited to approximations and asymptotics. These can be found in Berti, Crimaldi, Pratelli, and Rigo (2009) and Cifarelli, Dolera, and Regazzini (2016).

## 2 Preliminary technical review

Before formalising our problem for analysis, we first review two computational features of the relations between the probability mass function vector  $\mathbf{q}_{N+2}$  and the conditional predictive probability vector  $\mathbf{p}_{N+1}$ . Then we recall an algebraic result about finite distributions that mimic frequencies over the *entire domain* of positive frequencies.

### 2.1 Inversion equations

Well known in the context of exchangeability, standard formulas can be used to compute conditional probability assertions in the vector  $\mathbf{p}_{N+1}$  from an unconditional probability mass function  $\mathbf{q}_{N+2}$  when all components  $q_{a,N+1}$  are strictly positive. This is achieved in this “standard case” by the nonlinear equations

$$p_{a,N} = \frac{(a+1) q_{a+1,N+1}}{(a+1) q_{a+1,N+1} + (N+1-a) q_{a,N+1}}, \quad \text{for } a = 0, 1, \dots, N. \quad (1)$$

This result derives easily from the fact that  $P[E_{N+1}|(S_N = a)] = P[E_{N+1}(S_N = a)]/P(S_N = a)$  via the exchangeability structure and algebraic simplification. An article of de Finetti (1952) contains an exhaustive analysis of the “degenerate case” when any components of  $\mathbf{q}_{N+2}$  are allowed to equal zero. The distribution of any subsequence of events from  $\mathbf{E}_{N+1}$  is mixture-hypergeometric given the sum  $S_{N+1}$ , with a mixing function specified by some pmf vector  $\mathbf{q}_{N+2}$  in the unit-simplex  $\mathbf{S}^{N+1}$ . This specification characterises the family of all finite exchangeable distributions over  $\mathbf{E}_{N+1}$ .

However, it is not widely recognised that these equations (1) are invertible, yielding  $\mathbf{q}_{N+2}$  as a nonlinear function of  $\mathbf{p}_{N+1}$  via a recursive formula derived in Lad, Deely, and Piesse (1995, p. 198):

$$q_{0,N+1} = \left\{ 1 + \sum_{a=1}^{N+1} \binom{N+1}{a} \prod_{i=0}^{a-1} \frac{p_{i,N}}{1-p_{i,N}} \right\}^{-1}, \quad \text{and} \quad (2)$$

$$q_{a,N+1} = \binom{N+1}{a} \prod_{i=0}^{a-1} \frac{p_{i,N}}{1-p_{i,N}} q_{0,N+1} \quad \text{for } a = 1, \dots, N+1.$$

The unconditional probabilities in the vector  $\mathbf{q}_{N+2}$  are computed via products of increasing numbers of odds ratios corresponding to the conditional probabilities composing  $\mathbf{p}_{N+1}$ . Their recursive specification begins with the odds ratio specifying  $q_{1,N+1}$  and continues sequentially by multiplying successive odds ratios. Normalisation is achieved through the determination of  $q_{0,N+1}$  after the product odds ratio is completed for  $q_{N+1,N+1}$ . Equations (2) will be used in several derivations for the analysis reported in the present article.

This inversion result is not merely a computational oddity. It actually specifies a characterisation of exchangeable distributions over  $\mathbf{E}_{N+1}$  that is equivalent to their well-known characterisation in terms of coherent pmf’s for  $S_{N+1}$  within the unit-simplex. Any pmf  $\mathbf{q}_{N+2}$  within the unit-simplex  $\mathbf{S}^{N+1}$  for the sum  $S_{N+1}$

yields a coherent predictive probability vector  $\mathbf{p}_{N+1}$  within the  $(N+1)$ -dimensional unit-cube via equations (1); conversely, any predictive probability vector  $\mathbf{p}_{N+1}$  within the  $(N+1)$ -dimensional unit-cube yields a coherent pmf  $\mathbf{q}_{N+2}$  for  $S_{N+1}$  within the unit-simplex  $\mathbf{S}^{N+1}$  via equations (2). An interesting feature of this characterisation of coherent finite exchangeable distributions is that it does not require any recourse to a parametric mixture distribution, as required in the literature summarised by Fortini and Petrone (2016, Section 3). The conundrums they mention concerning solutions of functional equations are limited to the more restricted distributions they consider which respect *complete* additivity.

The inverse transformation (2) from  $\mathbf{p}_{N+1}$  to  $\mathbf{q}_{N+2}$  can also be expressed directly via

$$q_{a,N+1} = K \binom{N+1}{a} \prod_{i=0}^{a-1} p_{i,N} \prod_{i=a}^N (1-p_{i,N}) \quad \text{for } a = 0, \dots, N+1, \quad (3)$$

where by convention,  $\prod_{i=0}^{-1} p_{i,N} = \prod_{i=N+1}^N (1-p_{i,N}) = 1$ , and  $K$  is the normalising constant

$$K = \frac{1}{\sum_{a=0}^{N+1} \binom{N+1}{a} \prod_{i=0}^{a-1} p_{i,N} \prod_{i=a}^N (1-p_{i,N})}.$$

This form identifies the family of all exchangeable distributions as a generalisation of the Binomial distributions, for which every value of  $p_{i,N}$  is constant at some value of  $p \in (0, 1)$ .

Finally, the equations for  $q_{a,N+1}$  can be expressed recursively in still another way as well. Specifically,

$$q_{a+1,N+1} = \binom{N+1-a}{a+1} \left( \frac{p_{a,N}}{1-p_{a,N}} \right) q_{a,N+1}, \quad \text{for } a = 0, \dots, N. \quad (4)$$

This recursive form identifies *linear* conditions among the components of  $\mathbf{q}_{N+2}$  arising from the inversion equations.

## 2.2 The inversion of reduction probabilities

Secondly, in the context of exchangeability, the reduction of a probability mass function over the sum of  $N+1$  events (represented by  $\mathbf{q}_{N+2}$ ) to the cohering distribution over the sum of the first  $N$  of them,  $\mathbf{q}_{N+1}$ , also follows well-known formulas:

$$q_{a,N} = \frac{\binom{N}{a}}{\binom{N+1}{a}} q_{a,N+1} + \frac{\binom{N}{a}}{\binom{N+1}{a+1}} q_{a+1,N+1}, \quad \text{for } a = 0, 1, \dots, N. \quad (5)$$

These reduction equations derive from applying exchangeability conditions to the fact that  $P(S_N = a) = P[(S_N = a)\tilde{E}_{N+1}] + P[(S_N = a)E_{N+1}]$ , where  $\tilde{E}_{N+1} \equiv 1 - E_{N+1}$ .

The corresponding reduction formulas generating lower-order *conditional* probabilities such as  $p_{a,N-1}$  from  $p_{a,N}$  and  $p_{a+1,N}$  are not usually considered. These resolve to the equations

$$p_{a,N-1} = \frac{p_{a,N}}{1-p_{a+1,N}+p_{a,N}}, \quad \text{for } a = 0, 1, \dots, N-1, \quad (6)$$

which derive from applying equations (2) to those of (5). See Lad et al. (1995, pp. 199, 204). The reduction equation (6) will be used to prove the reduction and extension theorems to be discussed in Section 5. When exchangeable *extensions* are addressed, it will be used in a form relevant to the next larger value of  $N$ :

$$p_{a,N} = \frac{p_{a,N+1}}{1 - p_{a+1,N+1} + p_{a,N+1}}, \quad \text{for } a = 0, 1, \dots, N. \quad (6')$$

It is worth remarking to conclude this Section that equation (5) is a special case of a general reduction equation that would reduce  $\mathbf{q}_{N+2}$  to, say,  $\mathbf{q}_{M+1}$  for any value of  $M \leq N$ :

$$q_{a,M} = \sum_{A=a}^{N+1-(M-a)} \frac{\binom{A}{a} \binom{N+1-A}{M-a}}{\binom{N+1}{M}} q_{A,N+1}, \quad \text{for } a = 0, \dots, M. \quad (7)$$

This stems from the fact that partial sums of exchangeable sequences are distributed as mixture hypergeometric with respect to the sum of the entire sequence.

### 2.3 FMD's and the improper uniform distribution

Predictive probabilities for exchangeable sequences based on the improper uniform prior *always* mimic positive conditioning frequencies, for *any* observed frequency within  $(0, 1)$ . An algebraic analysis of finite agreements with positive conditioning frequencies by Lad et al. (1995, pp. 207–208) has yielded a complete explicit result in every finite context for which  $\mathbf{q}_{N+2}$  is strictly positive. It places the infinitely extendible improper uniform mixture distribution within the context of the class of positive frequency mimicking distributions for any finite size of  $N + 1$ . We state it here as Theorem 1, followed by a brief discussion.

**Theorem 1** *Suppose  $N + 1$  events are regarded exchangeably. If  $q_{a,N} > 0$  over the values of  $a = 1, 2, \dots, N - 1$ , and the associated conditional probabilities for  $E_{N+1}$  agree with positive conditioning frequencies,  $p_{a,N} = a/N$ , then the pmf vector  $\mathbf{q}_{N+2}$  must subscribe to the restrictions that*

$$i.) \quad q_{0,N+1} \in [0, 1) \quad \text{and} \quad 0 \leq q_{1,N+1} \leq \frac{(1-q_{0,N+1})}{2 \lfloor N/(N+1) \rfloor H(N)} \equiv B_{N+1}(q_{0,N+1}),$$

$$\text{where } H(N) = \sum_{a=1}^N a^{-1}, \text{ the } N^{\text{th}} \text{ harmonic sum};$$

$$ii.) \quad q_{a,N+1} = (1/a) \lfloor N/(N-a+1) \rfloor q_{1,N+1} \quad \text{for } a = 2, \dots, N; \quad \text{and}$$

$$iii.) \quad q_{N+1,N+1} = 1 - q_{0,N+1} - 2q_{1,N+1} \lfloor N/(N+1) \rfloor H(N).$$

**Comments:** Since the vector  $\mathbf{q}_{N+2}$  lies within the  $(N + 1)$ -dimensional unit-simplex, the presumed  $(N - 1)$  assertions that conditional probabilities equal *any* positive conditioning frequencies leave only two dimensions of freedom in specifying  $\mathbf{q}_{N+2}$ . Identifying the free variables as  $q_{0,N+1}$  and  $q_{1,N+1}$ , their restricted triangular 2-D region (specified in restriction *i* of Theorem 1) diminishes to the 1-dimensional unit-interval as the size of  $N$  increases. Although Theorem 1 allows  $q_{0,N+1}$  to take any value within  $[0, 1)$ , it presses  $q_{1,N+1}$  toward a limit of 0 as  $N$  increases, because the harmonic series diverges. Thus, according to statement



$ii$  of Theorem 1, all other components  $q_{a,N+1}$  converge to 0 as well for values of  $a = 2, \dots, N$ . The limiting property of the sum  $\sum_{a=1}^N q_{a,N+1}$  requires further analysis, since the number of summands in the series is unlimited as  $N$  increases. The further analysis provides that this entire series converges to 0. In light of this result which we now address, the value of  $q_{N+1,N+1}$  converges to  $1 - q_{0,N+1}$ .

Statement  $iii$  of Theorem 1 represents the unitary summation constraint on components of  $\mathbf{q}_{N+2}$ . The limiting behaviour of the second subtracted term in this equation appears problematic because it is the product of  $q_{1,N+1}$ , which is converging to 0, and a coefficient that increases without bound – the harmonic series. This second subtracted term equals  $\sum_{a=1}^N q_{a,N+1}$ , which is the sum of an unbounded *number* of terms each of which converges to 0. That this entire sum converges to 0 merits a second theorem of its own, which we shall now formulate and prove. What this result implies is that the limit of the finitely additive distributions for the frequency of occurrences is concentrated only near the endpoints 0 and 1.

**Theorem 2**  $\lim_{N \rightarrow \infty} P(1 \leq S_{N+1} \leq N) = 0$  under the conditions of Theorem 1.

*Proof* Let  $M$  be any fixed integer,  $M < N + 1$ . Now using equation (7) to reduce the mass function for  $S_{N+1}$  to its implied mass function over the sum of  $M$  events yields the result that

$$P(S_M = a) \leq {}^M C_a [(N + 2 - M)/(N + 1)] q_{1,N+1} \quad \text{for any } a = 1, \dots, M - 1 .$$

Algebraic details of this derivation are presented expansively in the technical report of Lad et al. (1993, pp 19–20). Since the value of  $a$  appears only in the combinatoric expression  ${}^M C_a \equiv M!/[a!(M - a)!]$ , the sum of these probabilities is bounded:

$$\sum_{a=1}^{M-1} P(S_M = a) = \sum_{a=1}^{M-1} q_{a,M} \leq 2^M [(N + 2 - M)/(N + 1)] q_{1,N+1} \quad , \quad (8)$$

because  $\sum_{a=1}^{M-1} {}^M C_a < 2^M$ . Thus, the sum  $\sum_{a=1}^{M-1} P(S_M = a)$  converges to 0 along with  $q_{1,N+1}$  as  $N$  increases. Moreover, since Equations (5) and (6) imply that the conditions of Theorem 1 apply to sequences of any size  $M$  as well as  $N$  increases, it follows that  $\lim_{N \rightarrow \infty} P(1 \leq S_{N+1} \leq N) = 0$ .  $\square$

The improper prior distribution that is uniformly zero over the open interval  $(0, 1)$ , whose mixture supports the conditions of Theorem 1 for every value of  $N \geq 1$ , can be understood as the limit of a sequence of finitely additive mixing distributions that are all FMD's on the entire open unit-interval  $(0, 1)$ . The present article extends the analysis of Theorem 1 to conditions when the predictive probabilities are presumed only to mimic frequencies *only* over a specified rational interval properly *within*  $(0, 1)$ . For finite sizes of  $N$  the associated pmf's are found to be well behaved and appealing for use in applied problems. Herein, we shall also show how to construct a whole family of limiting distributions (FMD's over restricted subdomains) that exhibit agglutinated masses which merely adhere to the endpoints, 0 and 1, with recognisable degrees of stickiness. These variations have their sources in the size and position of the frequency mimicking subdomains within  $(0, 1)$ .

### 3 FMD space, reference FMDs, and computational software

In the course of this discussion we shall display and assess a few specific reference distributions that all satisfy the following shared properties of frequency mimicking distributions, for various sizes of  $N$ :

- $P(E_{N+1}|S_N = a) = a/N$  if  $a \in [a_1, a_2]$  ;
- Conditional probabilities  $P(E_{N+1}|S_N = a)$  are monotone non-decreasing in  $a$ ;
- $P(E_{N+1}|S_N = 0) \geq p_L(N) > 0$ , where  $p_L(N) \leq a_1/N$  ; and
- $P(E_{N+1}|S_N = N) \leq p_U(N) < 1$ , where  $p_U(N) \geq a_2/N$  .

To denote assertions in the form of these general specifications, we shall refer to “asserting  $PaN[a_1, a_2, p_L(N), p_U(N)]$ .” When referring to such assertions for a lower value  $n$  of  $N$ , we use the notation  $Pan[\cdot, \cdot, \cdot, \cdot]$ . *Notice explicitly* that the pair  $(\frac{a_1}{N}, \frac{a_2}{N})$  denote the endpoints of the subdomain of presumed frequency mimicking, whereas  $p_L(N)$  and  $p_U(N)$  denote lower and upper bounds on predictive probabilities when the conditioning frequencies equal 0 and 1, respectively. The upper bound on  $p_L(N)$  follows from the non-decreasing feature of the  $p_{a,N}$ ; similarly for the lower bound on  $p_U(N)$ .

As mentioned in our introduction, these conditions do not identify a unique cohering probability distribution, but rather a whole convex space of distributions characterised via de Finetti’s FTP. We can get a feel for the range of distributions composing this space by studying four specific reference distributions near the extremes and at the heart of this space, as displayed in Figure 1. These differ only in how they assess conditional probabilities  $P(E_{N+1}|S_N = a)$  when  $a/N$  lies outside the interval of unadjusted relative frequencies,  $[\frac{a_1}{N}, \frac{a_2}{N}]$ . The distributions we examine are aptly named according to their distinctive properties: Linear, Quartic, Weak Extreme and Strong Extreme. In studying their algebraic descriptions which follow, refer to the labeled example functions displayed in Figure 1. *Be aware* that these displayed functions have been produced to appear continuous for display purposes relevant to *any* size of  $N$ . In fact, based on the specification of a specific finite  $N$ , they are discrete functions of  $a/N$  for  $a = 0, 1, 2, \dots, N$ .

1. **Linear:**

The values of  $P(E_{N+1}|S_N = a)$  increase linearly over  $\frac{a}{N}$  within  $[0, \frac{a_1}{N}]$  and  $[\frac{a_2}{N}, 1]$ .

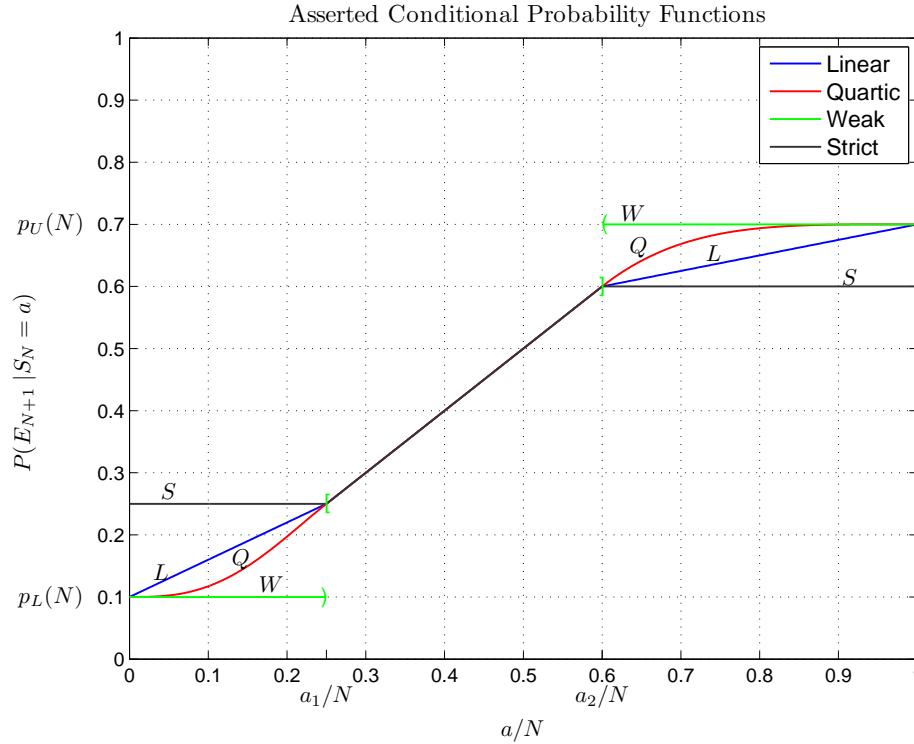
2. **Quartic:**

The values of  $P(E_{N+1}|S_N = a)$  are specified by a polynomial increasing quartic function  $Q_L(\frac{a}{N})$  for values of  $a/N \in [0, \frac{a_1}{N}]$ . This lower quartic function  $Q_L(\cdot)$  is determined to satisfy the end-point and derivative conditions on  $Q'_L(\cdot)$  that

$$Q_L(0) = p_L(N), Q_L(\frac{a_1}{N}) = \frac{a_1}{N}, Q'_L(0) = 0, \text{ and } Q'_L(\frac{a_1}{N}) = 1 \quad .$$

Above the upper end of the frequency mimicking interval, the values of  $P(E_{N+1}|S_N = a)$  are defined by a polynomial increasing quartic function  $Q_U(\frac{a}{N})$  for values of  $a/N \in [\frac{a_2}{N}, 1]$ . This upper quartic function is determined by the conditions on it and on its derivative function,  $Q'_U(\cdot)$ , that

$$Q_U(\frac{a_2}{N}) = \frac{a_2}{N}, Q_U(1) = p_U(N), Q'_U(\frac{a_2}{N}) = 1, \text{ and } Q'_U(1) = 0 \quad .$$



**Fig. 1** Linear, Quartic, Weak and Strict conditional probability functions which agree with conditioning frequencies over the restricted subdomain between  $\frac{a_1}{N} = .25$  and  $\frac{a_2}{N} = .60$ . Notice the positions of  $p_L(N) = .10$ , and  $p_U(N) = .70$  on the ordinate.

### 3. Weak extreme:

$$P(E_{N+1}|S_N = a) = p_L(N) \quad \text{if } a/N \in [0, \frac{a_1}{N}) \quad , \text{ and}$$

$$P(E_{N+1}|S_N = a) = p_U(N) \quad \text{if } a/N \in (\frac{a_2}{N}, 1] \quad .$$

### 4. Strict extreme:

$$P(E_{N+1}|S_N = a) = \frac{a_1}{N} \quad \text{if } a/N \in [0, \frac{a_1}{N}) \quad , \text{ and}$$

$$P(E_{N+1}|S_N = a) = \frac{a_2}{N} \quad \text{if } a/N \in (\frac{a_2}{N}, 1] \quad .$$

The weak and strong functions portray opposing attitudes toward the strictness of the proclaimed frequency mimicking interval: the strict function never allows conditional probabilities below the lower endpoint value of this interval nor above the upper endpoint; the weak function proclaims conditional probabilities equal to the proclaimed minimum and maximum valuations  $p_L(N)$  and  $p_U(N)$  as soon as the conditioning frequency is observed outside the FMD interval. The linear functions bisect these bounding regions, and agree with the lower and upper limit

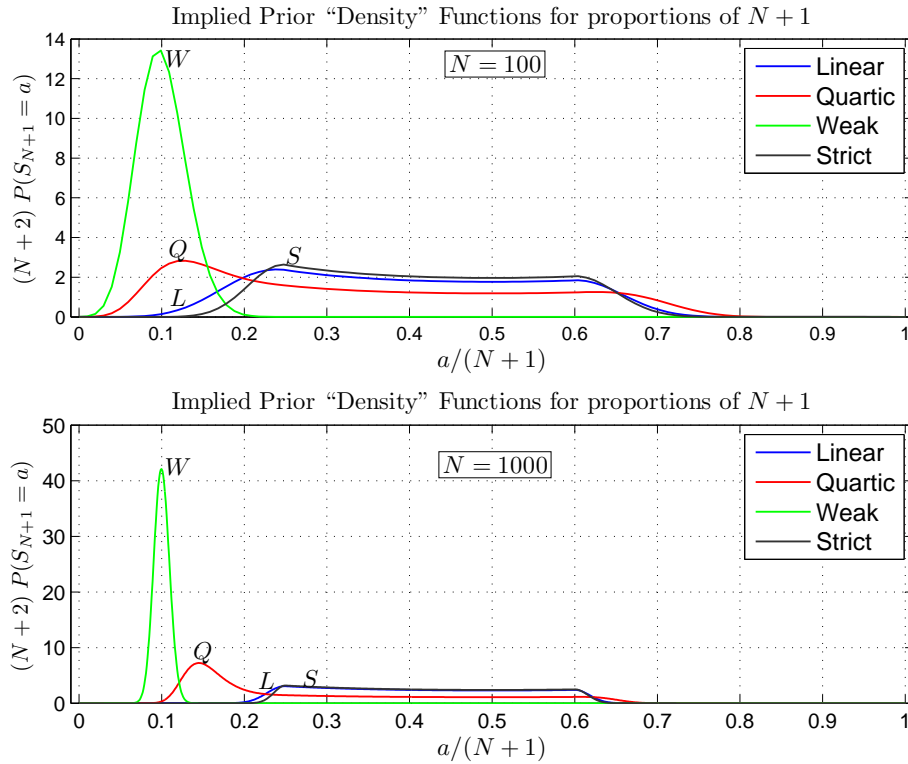
points on conditional probabilities when the conditioning sum of successes equals 0 or  $N$ . The quartic functions also agree at these endpoints, but the conditions on their derivatives ensure that their approaches to the endpoints and to the agreeable frequency region are smooth.

The software we have designed to generate the graphical results displayed in the next Section is freely available, using the link <http://www.unipa.it/sanfilippo/mimic>. User friendly, there are two version: one is based on Shiny R and one it is based on MATLAB code. The user need only enter the sizes of  $N$ ,  $\frac{a_1}{N}$ ,  $\frac{a_2}{N}$ ,  $p_L(N)$  and  $p_U(N)$  in prompting boxes, and graphical displays of the associated linear, quadratic, weak and strong extreme mass functions are produced. In addition to the function values of  $p_{a,N}$ , the associated mass function values  $q_{a,N}$  are produced as well, computed via the equations (2). We shall view examples of these computations in the next Section.

#### 4 Numerical examples

Figures 2 and 3 display probability mass functions  $\mathbf{q}_{N+2}$  pertinent to our apiary example, computed for the four reference FMDs over a limited domain that we now have formalised. In evaluating these Figures, you should be aware of one detailed feature of their construction. Although they appear to be continuous, the functions presented are actually mass functions on a grid of points within the unit-interval, with positive masses only on the discrete domain of points appropriate to the size of  $(N + 1)$ . These mass points have been transformed into smoothed normed histograms in the Figures. This convention will allow us to display and to distinguish mass functions associated with different sizes of  $N$  on the same graph during the course of our discussion in Section 5. Without recourse to this convention, the varying scales of  $\mathbf{q}_{N+2}$  functions would preclude visual comparison. Specifically, the mass functions have been computed as normed “density histograms” as described by (Martinez and Martinez, 2002, pp. 114–115). In brief, if a histogram is constructed with bin widths  $h$ , each histogram frequency  $f_i$  is normalised to  $d_i = f_i/h$ , assuring that the displayed histogram “density” integrates to 1. When any one of our mass functions based on  $N + 1$  events is constructed, it involves  $N + 2$  bins. Thus, each bin width in the unit-interval equals  $(N + 2)^{-1}$ . As a result, ordinate labels on these functions read “ $(N + 2) P(S_{N+1} = a)$ ”, and the title on the function in various Figures refer to them as “Density” functions, in quotation marks.

Figure 2 displays probability mass functions for  $S_{N+1}$  that are implied by the L, Q, W and S specifications under the frequency mimicking assertions for the apiary example shown in Figure 1. The top bank of the Figure applies to values of  $N$  equal to 100, while the lower bank is constructed for  $N$  equal to 1000. The values of  $p_L(N)$  and  $p_U(N)$  are .1 and .7, respectively, for both of these examples. It is apparent that each of the four pmf “density” types contracts and sharpens as  $N$  increases. (Notice the different scales on the ordinate axes of the two graphs.) The “density” for the Weak extreme appears unusual relative to those of the other three reference distributions, on account of its concentration in a narrow interval around  $a/(N+1) = .1$ . This *weak extreme* function is included among the reference functions more for the formal reason of its extremity rather than its applicability in any instance. The discontinuous jump in the conditional probability value of

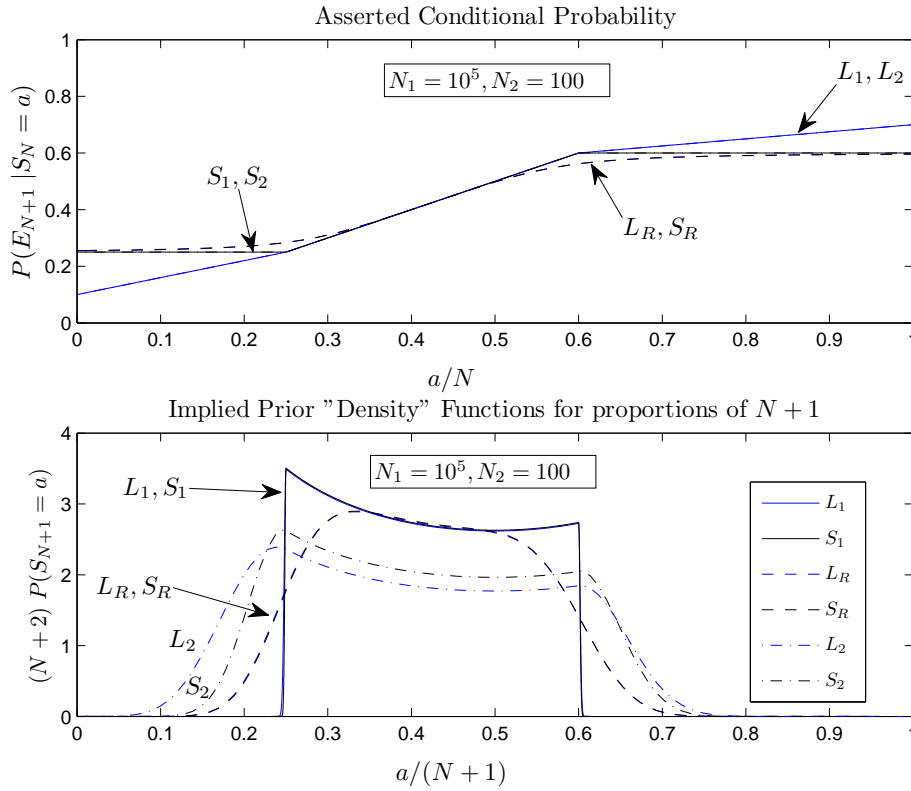


**Fig. 2** The upper graph displays functions proportional to the pmf functions labeled L, Q, W and S when  $N = 100$ , while the lower graph displays these same functions implied when  $N = 1000$ . These correspond to the  $PaN$  assertions displayed in Figure 1.

$P(E_{N+1}|S_N = a)$  from  $p_L(N)$  to  $\frac{a}{N}$  which it portrays as  $a/N$  crosses the threshold value of  $\frac{a}{N}$  is not very realistic. It is interesting that to the contrary, the Linear function tracks closely with the Strict Extreme. The Quartic function appears as intermediate between the Weak and Strong Extreme functions. These comments are relevant both when  $N = 100$  and when  $N = 1000$ .

The constriction of the reference distributions becomes even more dramatic as  $N$  increases further. This can be seen in the lower graph of Figure 3 which displays much more detail for the size of  $N = 10^5$ , though the display is limited here to the Linear and Strict Extreme functions. For now, the only new functions important to notice in the lower panel of Figure 3 are the virtually identical solid-lined “density” functions labeled  $L_1$  and  $S_1$ , pertinent to  $N_1 = 10^5$ . For comparison purposes, the dash-dot-dash lined functions (— · — · —) labeled  $L_2$  and  $S_2$  are replicas of the pdf’s for L and S when  $N = 100$ , exhibited here on the same scale via the normalised histogram “density” transforms. The remaining two (nearly identical) purely dash-lined functions (---) labeled  $L_R$  and  $S_R$  that also appear in Figure 3 will be discussed separately in Section 5 on “reduction probabilities”.

The  $L_1$  and  $S_1$  functions displayed in lower Figure 3 exhibit clearly a sharp bimodality in the  $\mathbf{q}_{N+2}$  vector. In this light it can now be recognised that most



**Fig. 3** The solid lines of the upper graph display conditional probability functions relevant to the L and S specifications both for  $N_1 = 100,000$  and for  $N_2 = 100$ . In the lower graph, the associated  $L_1$  and  $S_1$  mass functions are virtually indistinguishable solid lines when  $N_1 = 100,000$ . The  $L_2$  and  $S_2$  mass functions for  $N_2 = 100$  are distinguishable as the pair of “dash-dot-dash” functions. Additionally, the lower graph includes a pair of indistinguishable “dash-dash-dash” functions labeled  $L_R$  and  $S_R$ . These two functions, along with the associated function labeled  $L_R, S_R$  in the upper Figure are discussed in the “Example of Complete Reductions” in Section 5 They derive from a “reduction” of the specification for  $N_1 = 100,000$  to implied functions relevant to  $N_R = 100$ .

all the “density” functions shown in Figures 2 and 3 have this bimodal feature as well, though it is not so readily apparent for the smaller values of  $N$  seen in Figure 2.

The computational software we have made available allows the investigation of a number of sensitivity issues in the specification of pmf’s  $\mathbf{q}_{N+2}$  via assertions in the form of  $PaN[a_1, a_2, p_L(N), p_U(N)]$ . A report on one such investigation in Appendix 1 displays the sensitivity of the  $\mathbf{q}_{102}$  vectors shown in Figure 2 (Top) to the specification of  $p_U(N)$ , particularly relevant to the case of the Weak extreme function. More extensive comparisons here would detract from our focus in this introductory article on some pressing issues.

Our understanding of the  $\mathbf{q}_{N+2}$  “densities” will deepen as we now investigate the implications of the coherent reduction equations (5) and (6) for the inference they imply for smaller sized samples.

## 5 Issues of reduction and extendibility

Theorem 1 of Section 2.3, which pertains to distributions that mimic *all positive* conditioning frequencies, has some annoying corollaries.

For one, asserting  $p_{a,N} = a/N$  for all the values of  $a = 1, 2, \dots, N-1$  implies, via coherency, the assertion of  $p_{a,n} = a/n$  for  $a = 1, 2, \dots, n-1$  for every integer  $n < N$  as well ( $n \geq 2$ ). This can be seen by inserting  $p_{a,N} = a/N$  and  $p_{a+1,N} = (a+1)/N$  on the right-hand-side of equation (6) which yields  $p_{a,N-1} = a/(N-1)$  for all appropriate values of  $a$ .

This is one of several coherence properties that are problematic for frequentist estimates of probabilities based on a “large” number of observations. Interpreting conditional probabilities as “estimates” of “the probability”, coherency then would require frequentist estimates *for any smaller number of observations as well*, no matter what the observed relative frequency might be, as long as it does not equal 0 or 1.

In the context of frequency mimicking distributions over a limited domain studied here, coherency also requires a specific reduction of the conditional probability function  $\mathbf{p}_{N+1}$  to lower orders  $\mathbf{p}_{n+1}$ , but frequency mimicking is required only for a limited range of values  $n < N$  and for a limited range of values for “a” among the component conditional probabilities  $p_{a,n}$ . The implications are similar to those when the frequency mimicking domain is unlimited, but they are not universal. We report them as Theorem 3 in Section 5.1 and Theorem 4 in Section 5.2. They motivate the usefulness of frequency mimicking assertions over a limited subdomain for inference in applications to finite population problems.

### 5.1 Reductive implications of restricted frequency mimicking

Theorem 3 specifies how the assertion of frequency mimicking conditional probabilities over a limited subdomain implies frequency mimicking probabilities for a specifically limited number of shorter event sequences, and over increasingly more restricted subdomains.

**Theorem 3** *The frequency mimicking assertions of  $PaN[a_1, a_2, p_L(N), p_U(N)]$  for  $N + 1$  events regarded exchangeably imply via coherency the concomitant frequency mimicking assertions of  $Pan[a_1, a_2 - (N - n), p_L(N), p_U(N)]$  for each smaller integer  $n$  within  $[n_0, N]$ , where  $n_0 = N - (a_2 - a_1)$ .*

*Proof* The assertion of  $PaN[a_1, a_2, p_L(N), p_U(N)]$  amounts to the assertion of  $(a_2 - a_1 + 1)$  distinct frequency mimicking conditional probabilities,  $p_{a,N} = a/N$  for integers  $a \in [a_1, a_2]$ . The application of the reduction equation (6) to each adjacent pair of these,  $(p_{a,N}, p_{a+1,N})$ , yields  $(a_2 - a_1)$  frequency mimicking probabilities at the level of  $(N - 1)$  conditioning events:  $p_{a,N-1} = a/(N - 1)$  for each integer  $a \in [a_1, a_2 - 1]$ . Repeating such reductions sequentially applied to these values of  $p_{a,N-1}$  yields similar FM probabilities at the next lower level:  $p_{a,N-2} = a/(N - 2)$

for integers  $a \in [a_1, a_2 - 2]$ . Continuing such reductions iteratively  $(a_2 - a_1)$  times yields a final single mimicked frequency as  $p_{a_1, n_0} = a_1/n_0$  at the smallest size of  $n_0 = N - (a_2 - a_1)$ .

Furthermore, again applying the reduction equation (6) to the monotonic non-decreasing values of adjacent pairs  $(p_{a,N}, p_{a+1,N})$  yields similarly monotonic pairs of  $p_{a,N-1}$  for the next lower level of  $N - 1$ . The inequalities  $p_{a-1,N} \leq p_{a,N} \leq p_{a+1,N}$  imply  $p_{a-1,N} \leq p_{a,N-1}$  because the latter is equivalent to  $\frac{p_{a-1,N-1}}{1-p_{a,N}+p_{a-1,N}} \leq \frac{p_{a,N}}{1-p_{(a+1),N}+p_{a,N}}$  on the basis of (6). This reduces to  $p_{a-1,N}(1-p_{a+1,N}+p_{a-1,N}) \leq p_{a,N}(1-p_{a,N}+p_{a-1,N})$  and then by simple algebra to  $p_{a-1,N}(1-p_{a+1,N}) \leq p_{a,N}(1-p_{a,N})$ . Both of these paired factors are appropriately ordered, because  $p_{a-1,N} \leq p_{a,N}$  and  $(1-p_{a+1,N}) \leq (1-p_{a,N})$  on account of the monotonicity inhering in the assertion of  $PaN[a_1, a_2, p_L(N), p_U(N)]$ .

As to the lower and upper bounds for  $p_{0,n}$  and  $p_{n,n}$  for these lower values of  $n < N$ , which remain specified as  $p_L(N)$  and  $p_U(N)$  in the Theorem, the only requirements for their coherency are that  $p_{0,n} < p_{a_1,n}$  and  $p_{n,n} > p_{a_2-(N-n),n}$ . In each such instance of  $n$ , the inequalities  $a_1/n > a_1/N > p_L(N)$  and  $[a_2 - (N - n)]/n < a_2/N < p_U(N)$  are satisfied. Thus, the specification of  $p_L(N)$  and  $p_U(N)$  as bounds for  $p_{0,n}$  and  $p_{n,n}$  are satisfactory.  $\square$

Appendix 2 displays the structure of these implied reductions geometrically in an insightful way.

**Numerical Example:** On the basis of Theorem 3,  $Pa100[25, 60, .1, .7]$  implies the further sequence of assertions  $Pa99[25, 59, .1, .7]$ ,  $Pa98[25, 58, .1, .7]$ , ...,  $Pa65[25, 25, .1, .7]$ . The range of frequencies that must be mimicked by conditional probabilities diminishes as the number of conditioning events,  $n$ , diminishes; and the lowest size of conditioning observations that require frequency mimicking is specifically limited to  $n_0 = N - (a_2 - a_1) = 100 - (60 - 25) = 65$ . Notice that the size of  $a_1$  remains fixed at 25 throughout the reduction process, while  $a_2$  diminishes sequentially until it also equals  $a_1$ . The only conditional probability that necessarily mimics a frequency based on  $S_{65}$  is  $P(E_{66}|S_{65} = 25) = 25/65$ .

This numerical example pertains specifically to the assertions we have discussed for the apiary situation.

The assertions of  $PaN[a_1, a_2, p_L(N), p_U(N)]$  place limits on the extent to which conditional probabilities *must* mimic conditioning frequencies. If these  $PaN$  assertions were augmented by further assertions of  $p_{a,N}$  values that do *not* mimic frequencies *outside* of the interval  $[\frac{a_1}{N}, \frac{a_2}{N}]$  such as the L, Q, W, or S completions shown in Figure 1, then reduction equation (5) could be applied sequentially to the implied probability mass function to determine pmf vectors for the sums of smaller numbers of sample observations as well. While these reduced distributions are not formally FMD's, they have great practical interest, as we shall now see.

**An Example of Complete Reduction:** Refer once again to Figure 3 to study the following example. Suppose that the FMD assertions  $Pa100000[25000, 60000, .1, .7]$  are augmented by either Linear or Strict completions. The two implied pmf vectors  $\mathbf{q}_{100002}$  are virtually indistinguishable, looking like a box with a convex curved top, labeled  $L_1, S_1$  in the lower half of Figure 3. The two indistinguishable *purely dashed* functions there, labeled  $L_R, S_R$ , depict the cohering pmf's  $\mathbf{q}_{102}$  for the sum of only 101 events that have been *reduced* from these vectors  $\mathbf{q}_{100002}$  via equation (5). These resulting "density" functions for  $S_{101}$



appear pleasingly regular. They are more concentrated than the linear and strict FMD's  $L_2$  and  $S_2$  specified directly via  $Pa100[25, 60, .1, .7]$ . These two pmf's are displayed on the same graph as *dash-dot-dash* functions merely for comparison.

The pmf's  $L_R$  and  $S_R$  for this reduced distribution display several interesting features. Although Theorem 3 assures that frequency mimicking distributions are implied on sizes of  $n$  only as low as  $n_0 \equiv N - (a_2 - a_1) = 100000 - (60000 - 25000) = 65,000$ , the reduced distribution for  $S_{100}$  is also *very nearly frequency mimicking* over most of the interval  $[\frac{a_1}{N}, \frac{a_2}{N}] = [.25, .60]$ . Look at the purely dashed conditional functions  $L_R$  and  $S_R$  in the upper panel of Figure 3. Frequency mimicking is almost exact (to the resolution of the eye) over the interval  $(.34, .51)$  and is not far out of line anywhere over the interval  $[.25, .60]$ . Notice also in the Figure that the lower and upper bounds on  $p_{a,100}$  for this reduced conditional probability function have shifted to .25 and .60 (which equal the values of  $\frac{a_1}{N}$  and  $\frac{a_2}{N}$ ) from the original assertion values of  $p_L(100000) = .1$  and  $p_U(100000) = .7$  respectively. Moreover, the reduced functions  $L_R$  and  $S_R$  appear much less severe than the two indistinguishable "densities" for  $S_{100000}$ , having lost their bimodality.

All in all, this computation is pleasing. The assertions  $Pa10^5[25000, 60000, .10, .70]$  determine a pmf  $\mathbf{q}_{100002}$  that has sensible implications both for inference on the basis of 100 conditioning events and for opinions about the sum of 101 events.  $\diamond$

### 5.2 A cautionary result on extensions

If you are willing to assert  $PaN[a_1, a_2, p_L(N), p_U(N)]$  for some size of  $N$ , it would not seem surprising that you may like to assert a frequency mimicking conditional probability for larger sizes of  $N$ , too, especially when the conditioning frequency still lies within the interval  $[\frac{a_1}{N}, \frac{a_2}{N}]$ . We shall now see that this would surely be coherent, and you may judge this to be appropriate. However, if you do wish to extend your FM assertions even the smallest bit in this way for the "next value of  $N$ ", coherency *forces you to extend* your predictive probabilities as frequency mimicking assertions *outside of the interval*  $[a_1/N, a_2/N]$  as well. Theorem 4 makes this coherency condition explicit for "the next value of  $N$ ".

**Theorem 4** *Suppose that a further event,  $E_{N+2}$  is appended to the vector of events  $\mathbf{E}_{N+1}$  that are regarded exchangeably. It is coherent to extend the assertions entailed in  $PaN[a_1, a_2, p_L(N), p_U(N)]$  to include the further assertion of  $P(E_{N+2} | S_{N+1} = a) = a/(N+1)$  for any specific integer value of  $a$  for which  $a/(N+1)$  is within the interval  $[a_1/N, a_2/N]$ . However, coherency then also requires the frequency mimicking assertions of  $p_{a,(N+1)} = a/(N+1)$  for every integer value of  $a$  within the interval  $[a_1, a_2 + 1]$ .*

**Comments:** Notice firstly that this implication extends the FM interval based on  $(N+1)$  events to be wider than that based on  $N$  events, because

$$a_1/(N+1) < a_1/N < a_2/N < (a_2+1)/(N+1).$$

Thus, the subdomain of the FMD's within  $(0, 1)$  is extended from the interval  $[\frac{a_1}{N}, \frac{a_2}{N}]$  to  $[\frac{a_1}{N+1}, \frac{a_2+1}{N+1}]$ . Secondly, if an extension of the lower bound  $p_L(N+1)$  were entertained as well, it would need to be specified at a level not exceeding  $a_1/(N+1)$ . A similar qualification would pertain to any assertion of  $p_U(N+1)$ . Such bounding assertions would complete a full assertion in the frequency mimicking

form  $Pa(N+1)[a_1, a_2 + 1, p_L(N+1), p_U(N+1)]$ . These qualifications regarding further assertions of  $p_L(N+1)$  and  $p_U(N+1)$  derive from the presumptions that the assertion values  $p_{a,(N+1)}$  are nondecreasing with the size of  $a$ .

*Proof* Equations (5) and (6) hold for any value of  $N$  for which  $N+1$  events are regarded exchangeably. If the assertion  $PaN[a_1, a_2, p_L(N), p_U(N)]$  is extended so that  $N+2$  events are regarded exchangeably, and the FM assertion  $p_{a,N+1} = a/(N+1)$  is added to those of  $PaN[a_1, a_2, p_L(N), p_U(N)]$ , then equation (6) would expand to the requirement of (6') which would now be viewed as an extension requirement:

$$p_{a,N} = \frac{p_{a,N+1}}{1 - p_{a+1,N+1} + p_{a,N+1}}, \quad \text{for } a = 0, 1, \dots, N. \quad (6')$$

Consider the value of  $a \in [a_1, a_2]$  for which the frequency mimicking extension is proposed. Inserting into equation (6') the values of  $p_{a,N} = a/N$  and  $p_{a,N+1} = a/(N+1)$  according to the conditions of Theorem 4 yields  $p_{a+1,N+1} = (a+1)/(N+1)$ , a frequency mimicking assertion as well. Continue iteratively with this procedure for successive values of  $a$  and  $a+1$  until arriving at the implication  $p_{a_2+1,N+1} = (a_2+1)/(N+1)$ .

Similarly, equation (6') can be written in a downward direction with respect to "a":

$$p_{a-1,N} = \frac{p_{a-1,N+1}}{1 - p_{a,N+1} + p_{a-1,N+1}}, \quad \text{for } a = 1, 2, \dots, N+1. \quad (6'')$$

Now insert the values of  $p_{a-1,N} = (a-1)/N$  and  $p_{a,N+1} = a/(N+1)$  here to yield the result  $p_{a-1,N+1} = (a-1)/(N+1)$ . Repeat such insertions sequentially until arriving at the implication  $p_{a_1,N+1} = a_1/(N+1)$ .  $\square$

A geometrical exposition of the content of Theorem 4 provides further insight in Appendix 3, continuing the analysis reported in Appendix 2.

### 5.3 Reasons for caution are corollary

It may seem appealing to augment a group of  $PaN[a_1, a_2, p_L(N), p_U(N)]$  assertions even more expansively. Suppose you assert  $Pa100[25, 60, .1, .7]$ , i.e., frequency mimicking conditional probabilities for  $N = 100$ , with  $a_1 = 25$  and  $a_2 = 60$ , with lower and upper bounds on  $p_{0,100}$  and  $p_{100,100}$  as .1 and .7. Would you not then also want to assert similarly frequency mimicking probabilities  $P(E_{N+K+1}|S_{N+K} = a) = a/(N+K)$  for any  $K > 0$  and for every value of  $a$  for which  $a/(N+K)$  lies within the rational interval  $[\frac{a_1}{N}, \frac{a_2}{N}]$ ? Although such a general extension may seem reasonable, a Corollary to Theorem 4 tells us that coherency would force you into further frequency mimicking assertions even more extensive (over much wider intervals) than you might wish to bargain for, at least for large values of  $(N+K)$ . These exhibit themselves in their implications for the pmf vector  $\mathbf{q}_{N+K+2}$ .

**Corollary 1** *Assertions of  $PaN[a_1, a_2, p_L(N), p_U(N)]$  can be extended coherently to FMD's over  $(N+K)$  events for any  $K$  by augmenting them with assertions of  $P(E_{N+j+1}|S_{N+j} = a) = a/(N+j) \in [a_1/N, a_2/N]$  for any positive integer values of  $j = 1, 2, \dots, K$ . For any such  $K$ , coherency then requires frequency mimicking assertions  $p_{a,N+K+1}$  over the wider interval  $[a_1/(N+K), (a_2+K)/(N+K)]$ .*

*Proof* This result derives simply from a finite iterative application of Theorem 4. At each step of increasing values of  $K$ ,  $a_1$  remains fixed at  $a_1$ , whereas the applicable value of “ $a_2$ ” increases by 1, eventually to  $a_2 + K$ .  $\square$

**Comments:** Notice firstly that for every value of  $K$ , both endpoints of the implied frequency mimicking interval,  $a_1/(N+K)$  and  $(a_2+K)/(N+K)$ , lie outside of the asserted frequency mimicking interval  $[\frac{a_1}{N}, \frac{a_2}{N}]$ . Moreover, they continue to move further away from these bounds and even approach the open unit-interval  $(0, 1)$  as  $K$  increases. Secondly, in cases for which the extension of FMD’s might be desirable, it would be natural to assert broader bounds  $p_L(N+K) \leq a_1/(N+K)$  and  $p_U(N+K) \geq (a_2+K)/(N+K)$  as well, appropriate to the more extreme conditions to which they pertain, i.e.,  $(S_{N+K} = 0)$  and  $(S_{N+K} = N+K)$ , respectively.

Understanding the full weight of the implications stated in Corollary 1 comes from studying the limiting distribution of the proportion of successes as the extension number  $K$  increases. We shall discuss this issue in the next subsection, providing an insight into the nature of finitely additive distributions that exhibit adherent masses.

#### 5.4 The limit of distributions for the proportion

Exchangeable distributions are most widely known on account of de Finetti’s representation theorem. It says that if a sequence of events  $E_1, \dots, E_{N+1}$  is regarded exchangeably and as infinitely exchangeably extendible, then for any  $a$  and  $N$ ,

$$P(S_{N+1} = a) = P(\bar{S}_{N+1} = \frac{a}{N+1}) = \binom{N+1}{a} \int_0^1 \theta^a (1-\theta)^{N+1-a} dM(\theta),$$

where  $M(\theta) = \lim_{K \rightarrow \infty} M_{\bar{S}_{N+K}}(\theta)$  for some sequence of finitely additive distributions  $\{M_{\bar{S}_{N+K}}(\cdot)\}_{K=1}^{\infty}$ . See Heath and Sudderth (1976), Landenna and Marasini (1986, pp. 87–89) or Lad (1996a, pp. 207–209). Diaconis and Freedman (1980) noted that even if the distribution is exchangeably extendible only to  $N+K$ , then for some such distribution  $M(\cdot)$  this mixture representation differs from the actual value of  $P(S_{N+1} = a)$  by at most  $4N/(N+K)$  for any  $a$ . In practice, the mixing distribution  $M(\cdot)$  in the representation theorem (or the “prior distribution for  $\theta$ ” as it is commonly referred to) is meant to represent one’s initial opinions about the relative frequency of success in an arbitrarily large sequence of events that one would regard exchangeably with the events composing  $\mathbf{E}_{N+1}$ .

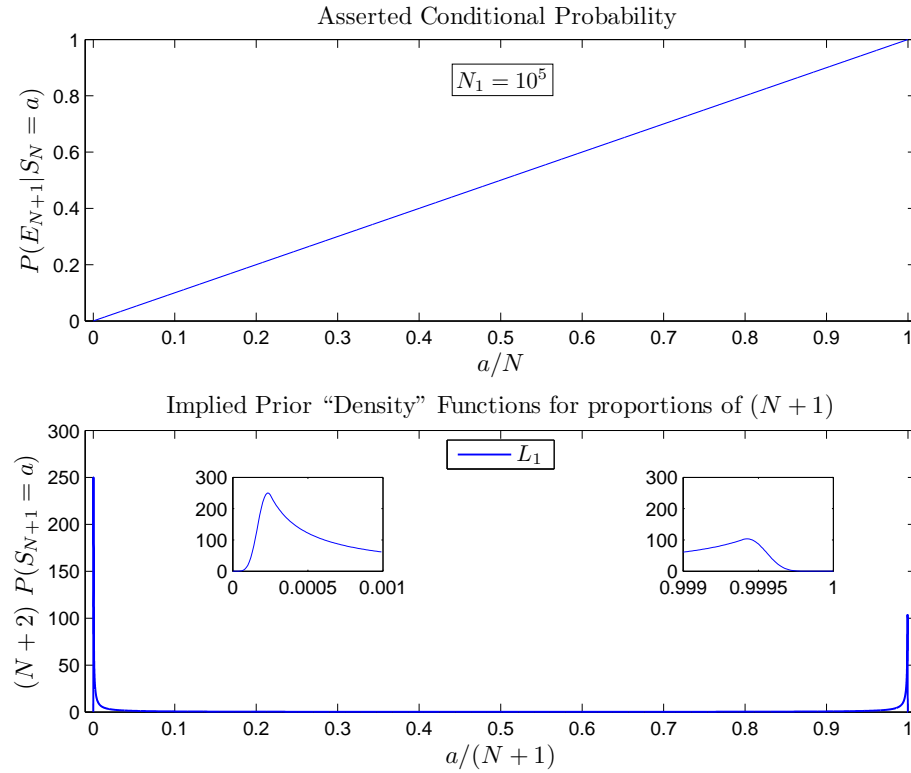
The important distributions in all real problems of practice are the finite members of the sequence  $\{M_K(\bar{S}_{N+K})\}$ , *not* the limit of this sequence. Nonetheless, in the context of extendible frequency mimicking distributions over a limited domain, we can state precisely what happens to the *limiting distribution of the frequencies*  $\bar{S}_{N+K}$  as  $K$  increases. (Note again, this is something different from the distribution of the limit of the frequencies.) Rather than continuing with formalities of theorem and proof, we shall discuss the development of the sequence informally here to develop intuitions. Formalities and proofs are deferred to the Supplementary Materials available for this article. These amount to a formalization of Sections 5.4 and 5.5 of this article.

Further to the conditions of Theorem 4 and Corollary 1, which imply the assertions of  $Pa(N+K)[a_1, K+a_2, \cdot, \cdot]$  for every  $K \geq 1$ , any probability mass function denoted by  $\mathbf{q}_{N+K+2}$  is restricted to have only  $a_1 + (N - a_2)$  free components. As the value of  $K$  increases, the tendency in all agreeing distributions is for virtually all the mass in the vector  $\mathbf{q}_{N+K+2}$  to settle essentially on two points,  $S_{N+K+1} = a_1 - 1$  and  $S_{N+K+1} = a_2 + K + 1$ . When divided by  $(N + K + 1)$ , the positions of these two points of amassment converge toward 0 and 1 as  $K$  increases. This is the source of the “adherent masses” at 0 and 1 in the limiting distribution for the sequence of finitely additive distributions.

Thus, the limit of this sequence of distributions for  $\bar{S}_{N+K}$  is an unusual one. It is improper and finitely additive, assigning probability 0 to the points 0 and 1 and to every open interval *strictly* within  $(0, 1)$ . Yet the total mass of 1 becomes stuck onto the endpoints of the unit interval. In this way it exhibits what de Finetti (1949, 1955) called “adherent masses” at 0 and 1. For the limiting distribution function allows the concomitant feature that  $P(0, a) + P(b, 1) = 1$  for any  $0 < a < b < 1$ . (Recall our Definition 1 near the end of Section 1 of this article.)

Formal algebraic details and a statement of the relevant theorem can be read in the supplementary materials available in Appendix 4 of this article. We would best conclude this discussion with a computational graphic example.

**A computational example:** We can exemplify the scenario developed in this discussion graphically. Suppose that frequency mimicking is asserted initially for  $N$  as low as 100, say  $Pa100(25, 60, .1, .7)$  as in our apiary example, and then extended to any larger  $N + K$  as large as  $10^5$  as long as  $a/(N + K)$  were within the interval  $[.25, .60]$  along with specified bounds  $p_L(100001) = .00012$  and  $p_U(100001) = .99998$ . Theorem 4 and Corollary 1 then imply frequency mimicking over a much wider interval,  $[.00025, .99940]$ , which is almost over the entire unit interval. Figure 4 exhibits the implications for the distribution  $M(\bar{S}_{100001})$ . The lower graph of the density in Figure 4 shows how the endpoint spikes of agglutinating mass develop when  $N + K$  increases to  $10^5$  from 100. For the scale of  $N$  and  $K$  in this Figure, the peaks of the “density” for  $\bar{S}_{N+K+1}$  occur at  $24/100001$  and at  $99961/100001$ . This feature can be appreciated in the algebraic detail presented in the Supplementary Materials to this article. Notice that the displayed density no longer seems appropriate to intuitions about a problem like the beehive problem which motivated the developments of this article. The beekeeper would probably *not* want to assert such probabilities for the proportion of hives with queen cells in such a large population of hives. It appears much more appropriate to assert merely  $Pa100000[25000, 60000, .1, .7]$  and to reduce this distribution to the distribution implied for inference based on, say  $N = 100$  (as seen in Figure 3) than to assert  $Pa100[25, 60, .1, .7]$  and then to extend this assertion so to honour frequency mimicking for  $N + K$  as high as  $10^5$ . Ultimately then, with such an attitude, frequency mimicking for  $N$  as small as 100 is only approximate. However, it surely is visually apparent over a meaningful interval according to Berkson’s “interocular traumatic test”, the scale of the eyeball touted by Savage. See Edwards, Lindman and Savage (1963, p. 217).



**Fig. 4** The lower half of this Figure displays the “density” for  $\bar{S}_{100001}$  implied by frequency mimicking assertions for  $N = 100$  and  $N + K = 10^5$  along with the specifications of  $a_1 = 25, a_2 + K = 99960, p_L(N + K) = .00012, p_U(N + K) = .99998$ , and Linear completion probabilities,  $L_1$ . This exemplifies the implications of extending the frequency mimicking assumptions from  $N = 100$  to  $N + K = 10^5$  as long as the frequency is within the interval  $[\cdot 25, \cdot 6]$ , which were formalised in Theorem 4. The upper half of this figure shows that frequency mimicking is now required over virtually the entire unit-interval. The lower half displays the peaks in the density now amassed near to  $\frac{24}{100001}$  and  $\frac{99961}{100001}$ . The relative heights of the peaks displayed in this Figure and the relative sizes of the adherent masses at 0 and 1 do depend on the completion formulation, presumed here as Linear.

### 5.5 The limit of FMD’s over a constrained interval

Having reached this conclusion about the applicability of FMD’s to finite population problems, it is intriguing to investigate the limiting distribution for the family of finite distributions agreeing with the assertions  $PaN[a_1, a_2, p_L(N), p_U(N)]$  for any  $N$ . Rather than specifying an FMD for some size of  $N$  and then extending it, taking the consequences of broader and broader frequency mimicking intervals with the extension, suppose we fix the limit of a frequency mimicking interval and study the limit of discrete FMD’s that honour this specific interval for growing sizes of  $N$ .

Specifically, consider the limit of distributions that respect frequency mimicking behaviour over the largest rational interval within a constant real interval

$[\theta_1, \theta_2]$  as the size of  $N$  increases. While an algebraic derivation is again left to the Supplementary Materials, Figure 5 will assist one in intuiting the following result: that at least in the cases of Strict or Linear augmentations of the FMP specifications outside a real interval  $[\theta_1, \theta_2]$ , the limit distribution of the family of FMD's is a 4-parameter Incomplete Beta mixture of Binomial distributions, with Incomplete Beta mixing parameters  $(\theta_1, \theta_2, 0, 0)$ .

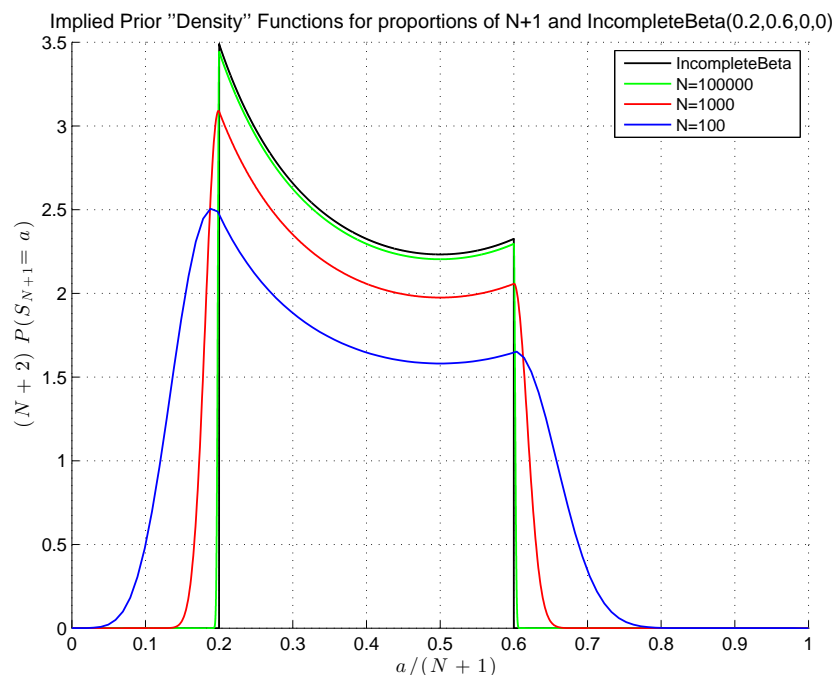
To exemplify this result, Figure 5 displays an array of “densities” for  $\bar{S}_N$  deriving from assertions of  $PaN[a_1(N, .2), a_2(N, .6), p_L(N) = .1, p_U(N) = .8]$  for the values of  $N = 100$ ,  $N = 1000$ , and  $N = 10^5$ . The designations of .2 and .6 in the specifications of  $a_1(N, .2)$  and  $a_2(N, .6)$  specify  $a_1$  to be the smallest value of  $a_1$  for which  $a_1(N, .2)/N \geq .2$ , while  $a_2$  is the largest value of  $a_2$  for which  $a_2(N, .6)/N \leq .6$ . The Figure also exhibits the limit of such distributions as  $N$  increases, via the *IncompleteBeta*(.2, .6, 0, 0) density.

Recall that while a *Complete Beta*( $\alpha, \beta$ ) density function for  $\theta$ , which is proportional to  $\theta^{\alpha-1}(1-\theta)^{\beta-1}$  over  $\theta \in [0, 1]$ , allows only parameters  $\alpha > 0$  and  $\beta > 0$  for proper integration, the four parameter Incomplete Beta density over  $\theta \in (\theta_1, \theta_2)$  strictly within  $(0, 1)$  integrates naturally when  $\alpha = 0$  and  $\beta = 0$ . In such a case the proportionality constant for the density equals  $\{\log[\theta_2/(1-\theta_2)] - \log[\theta_1/(1-\theta_1)]\}^{-1}$ . Although this density is zero outside the interval  $(\theta_1, \theta_2)$ , when it mixes corresponding Binomial distributions as prescribed by exchangeability, the mixture allows positive probabilities for appropriate rational values of the average successes across the entire spectrum of rationals within  $[0, 1]$ .

## 6 Concluding Comments

Emerging from the trees to view the forest, we can summarise the conclusions of this analysis. In the context of FMD's specified by  $PaN[a_1, a_2, p_L(N), p_U(N)]$  predictive probabilities have been shown to be eminently applicable to inference from sampling in finite population problems when  $N + 1$  is the total population size or smaller. Such assertions do specify precise frequency mimicking assertions for a range of smaller values of  $N$  too, as well as virtual FMD's for even smaller values of  $N$  outside this range. Moreover, the implications of such assertions for the distributions of observed frequencies of any number of observations have been specified. However, the infinite extension of FMD assertions within the same interval as  $[a_1/N, a_2/N]$  provokes typically unappealing conclusions. Nonetheless, these are mathematically interesting for exhibiting a procedure for constructing finitely additive distributions that exhibit agglutinated masses, long recognised as an intriguing subject. Finally, limiting distributions of the family  $PaN[a_1(\theta_1, N), a_1(\theta_1, N), p_L(\theta_1, N), p_U(\theta_2, N)]$  have been derived which may be applicable to infinitely exchangeably extendible sequences. These limits are identified as Incomplete Beta mixtures of Binomial probabilities for the “Linear” and “Strict” subfamilies of FMD's.

Throughout this article we have focused on the implications of FMD distributions for predictive probabilities for “the next event to be observed”, identifying meaningful results for any size of  $N$ . The structure of the analysis can be applied to other sensible quantities as well. For example, the same computational strategy can produce inferential probabilities for the sum of the population char-



**Fig. 5** Finite discrete frequency mimicking “densities” for a proportion, in the form of  $PaN[a_1(N, \theta_1 = .2), a_2(N, \theta_2 = .6), p_L(N) = \theta_1/2 = .1, p_U(N) = 1 - \theta_2/2 = .8]$ , for  $N = 100, 1000$ , and  $10^5$ , along with the limiting density  $IncompleteBeta(.2, .6, 0, 0)$

acteristics conditioned on the sum of the sample characteristics, in the form of  $P[(S_{N+1} = A)|(S_n = a)]$ .

**Acknowledgements** We have been supported, with thanks, by a travel grant from University of Rome “La Sapienza”, by a Ph.D. grant from University of Naples “Federico II”, and by a travel grant from the University of Palermo. Thanks to James O’Malley, Wes Johnson, Val Johnson, and Andrea Piesse for helpful comments on earlier drafts of this article during the many years of its development, and to Jay Kadane for a helpful reference.

## References

- Berliner LM, Hill BM (1988) Bayesian nonparametric survival analysis. *Journal of the American Statistical Association* 83(403):772–779
- Berti P, Crimaldi I, Pratelli L, Rigo P (2009) Rate of convergence of predictive distributions for dependent data. *Bernoulli* 15(4):1351–1367
- Biazzo V, Gilio A (2000) A generalization of the fundamental theorem of de Finetti for imprecise conditional probability assessments. *International Journal of Approximate Reasoning* 24(2-3):251–272
- Bingham NH (2010) Finite additivity versus countable additivity. *Electronic Journal for History of Probability and Statistics* 6:1–35

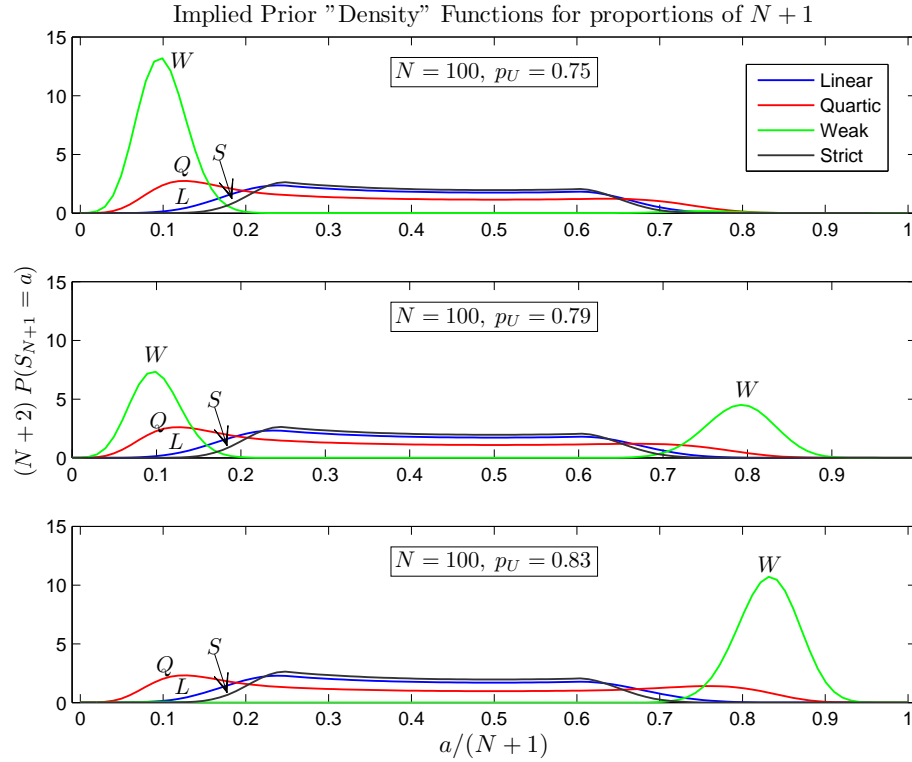
- Brooke A, Kendrick D, Meeraus A, Raman R (2003) *Gams: a user's guide*. Washington, D.C., GAMS Development Corp.
- Capotorti A, Galli L, Vantaggi B (2003) Locally strong coherence and inference with lower–upper probabilities. *Soft Computing* 7(5):280–287
- Capotorti A, Lad F, Sanfilippo G (2007) Reassessing Accuracy Rates of Median Decisions. *The American Statistician* 61(2):132–138
- Cifarelli DM, Regazzini E (1996) De finetti's contribution to probability and statistics. *Statistical Science* 11(4):253–282
- Cifarelli DM, Dolera E, Regazzini E (2016) Frequentistic approximations to bayesian prevision of exchangeable random elements. *International Journal of Approximate Reasoning* 78:138 – 152
- Coletti G, Scozzafava R (1996) Characterization of coherent conditional probabilities as a tool for their assessment and extension. *International Journal of Uncertainty, Fuzziness and Knowledge-Based Systems* 04(02):103–127
- Diaconis P, Freedman D (1980) Finite exchangeable sequences. *The Annals of Probability* 8(4):745–764
- de Finetti B (1949) Sull'impostazione assiomatica del calcolo delle probabilità. *Annali Triestini dell' Università di Trieste* 19:29–81, Maione G. (tr) On the Axiomatization of Probability Theory, in *Probability, Induction, Statistics: the art of guessing* (Wiley, London, 1972) Chapter 5, 115–128
- de Finetti B (1952) Gli eventi equivalenti e il caso degenerare. *Giornale dell'Istituto italiano degli Attuari* 15:40–64, (tr) Equivalent events and the degenerate case, in *Probabilità e Induzione* (Clueb, Bologna, 1993) 129–152
- de Finetti B (1955) La struttura delle distribuzioni in uno spazio astratto qualsiasi. *Giornale dell'Istituto Italiano degli Attuari* 18, Maione G. (tr) The Structure of Distributions on Abstract Spaces, in *Probability, Induction, Statistics: the art of guessing* (Wiley, London, 1972) Chapter 7, 129–140
- de Finetti B (1967) Quelques conventions qui semblent utiles. *Revue Roumaine des Mathématiques Pures et Appliquées* 12(9):1227–1233, Savage L.J. (tr) A useful notation, in *Probability, Induction, Statistics* (Wiley, London, 1972) Appendix to introduction, xviii–xxiv
- de Finetti B (1970) *Teoria delle probabilità*. Ed. Einaudi, 2 voll., Torino, english version: *Theory of Probability* 1 (2), Chichester, Wiley, 1974 (1975)
- Fortini S, Petrone S (2012) Predictive construction of priors in bayesian nonparametrics. *Brazilian Journal of Probability and Statistics* 26(4):423–449
- Fortini S, Petrone S (2016) Predictive Distribution (de Finetti's View), American Cancer Society, pp 1–9. DOI 10.1002/9781118445112.stat07831, URL <https://onlinelibrary.wiley.com/doi/abs/10.1002/9781118445112.stat07831>
- Gilio A, Pfeifer N, Sanfilippo G (2016) Transitivity in coherence-based probability logic. *Journal of Applied Logic* 14:46–64
- Heath D, Sudderth W (1976) De Finetti's theorem on exchangeable variables. *The American Statistician* 30(4):188–189
- Hill BM (1988) De Finetti's theorem, induction, and  $A_n$ , or Bayesian nonparametric predictive inference. In: Bernardo JM, Degroot MH, Lindley DV, M SAF (eds) *Bayesian Statistics 3*, Oxford University Press, pp 211–241
- Hill BM (1989) Bayesian nonparametric prediction and statistical inference. Fort Belvoir: Defense Technical Information Center, 29 pp.
- Johnson VE, Moosman A, Cotter P (2005) A hierarchical model for estimating the early reliability of complex systems. *IEEE Transactions on Reliability* 54(2):224–



231

- Kadane J, Schervish M, Seidenfeld T (1988) Statistical implications of finitely additive probability. In: Zellner A, Goel P (eds) *Bayesian Inference and Decision Techniques*, Elsevier, pp 211–231
- Lad F (1996a) *Operational subjective statistical methods: A mathematical, philosophical, and historical introduction*. Wiley, New York
- Lad F (1996b) Three useful applications of conditional probability, understood as an assertion of uncertain knowledge. *Proceedings of the American Statistical Association, Section on Bayesian Statistical Science* pp 47–52
- Lad F, Dickey J, Rahman M (1990) The fundamental theorem of prevision. *Statistica* 50(1):19–38
- Lad F, Dickey JM, Rahman MA (1992) Numerical application of the fundamental theorem of prevision. *Journal of Statistical Computation and Simulation* 40(3-4):135–151
- Lad F, Deely J, Piesse A (1993) Using the fundamental theorem of prevision to identify coherency conditions for finite exchangeable inference. Tech. Rep. 95, University of Canterbury Department of Mathematics and Statistics Research Report, URL <http://www.math.canterbury.ac.nz/php/research/reports/>
- Lad F, Deely J, Piesse A (1995) Coherency conditions for finite exchangeable inference. *Journal of the Italian Statistical Society* 4:195–213
- Landenna F, Marasini D (1986) *Uno sguardo alle principali concezioni probabilistiche*. Giuffrè, Milano
- Martinez W, Martinez A (2002) *Computational Statistics with Matlab*. Chapman and Hall
- Regazzini E (1987) de finetti's coherence and statistical inference. *The Annals of Statistics* 15(2):845–864
- Savage LJ (1954) *The Foundations of Statistics*. Wiley, New York
- Savage LJ (1961) The subjective basis of statistical practice, unpublished University of Michigan manuscript.
- Savage LJ (1972) *The Foundations of Statistics*, Second edition. Dover Books, New York

### Appendix 1. Sensitivity of Weak extreme distributions to $p_L$ and $p_U$



**Fig. 6** The three panels of graphs all display mass functions for  $S_{102}$  cohering with the specifications of  $N = 100$  along with  $p_L(100) = 0.10$ ,  $\frac{a_1}{N} = 0.25$ , and  $\frac{a_2}{N} = .60$ . Only the specification of  $p_U(100)$  varies between the displays: for the top display,  $p_U(100) = .75$ ; for the middle display,  $p_U(100) = .79$ ; while for the bottom display,  $p_U(100) = .83$ .

Figure 6 displays an unusual sensitivity of the Weak Extreme mass function vector  $\mathbf{q}_{102}$  to the specification of  $p_U(N)$  in the assertions of  $Pa100[a_1, a_2, p_L(100), p_U(100)]$ . The Figure shows three panels of mass functions specified exactly as in the top half of our maintext Figure 2 where  $N = 100$ , but with the value of  $p_U(100)$  changed sequentially from .70 in Figure 2 to .75, .79 and .83 in the panels of Figure 6. With these very mild changes in specification for the upper bound on  $P(E_{N+1}|S_N = 100)$ , the mass function for the Weak extreme specification shifts dramatically across the spectrum of the abscissa, shifting the location of its main support from the interval (.04, .18) to the interval (.75, .95). Comparatively, this change in specification of  $p_U(100)$  has little effect on the distributions associated with the Q, L and S functions, though Q has fattened to a noticeable extent. Further experimentation shows that it is the *relative sizes* of  $p_L(N)$  and  $p_U(N)$  that drives the sensitivity. Remember that the “Weak” specification of conditional probabilities is an extreme distribution among FMD distributions.

## Appendix 2. A geometrical exposition of Theorem 3

This appendix presents a geometrical exposition of the proof of Theorem 3 as it applies in the context of a single special case. The algebraic content of the general proof in Section 5.1 should then become intuitive. Understanding the detail will require some serious attention, but we believe it will be worth it. Let us begin by restating Theorem 3 as it pertains to a special case we shall illustrate, of  $N = 8$ :

When 9 events are regarded exchangeably, the assertion of  $Pa8[2, 5, p_L(8), p_U(8)]$  implies via coherency the concomitant assertions of  $Pa7[2, 4, p_L(8), p_U(8)]$ ,  $Pa6[2, 3, p_L(8), p_U(8)]$ , and  $Pa5[2, 2, p_L(8), p_U(8)]$ .

The context of the following geometrical exposition has been introduced previously in an article by Lad, Deely and Piesse (1995, pp. 200-201) which we review briefly now. Suppose that a conditional probability  $p_{a,N}$  is represented algebraically by a parametric convention

$$p_{a,N} = \frac{a + \alpha_{a,N}}{N + \alpha_{a,N} + \beta_{a,N}} \quad , \quad (9)$$

for some pairs of positive numbers  $(\alpha_{a,N}, \beta_{a,N})$ . This is an obvious generalisation of the parametric representation of conditional probability from a Beta-Binomial mixture, or Polya distribution. For that special case, the values of  $\alpha_{a,N}$  and  $\beta_{a,N}$  are fixed constants for all  $a$  and  $N$ . Algebraic transformation of equation (9) shows that when this more general equation holds, the conditional probability value  $p_{a,N}$  can be represented by a specific line of such pairs  $(\alpha_{a,N}, \beta_{a,N})$  via the expression

$$\beta_{a,N} = -(N - a) + (a + \alpha_{a,N}) \left( \frac{1 - p_{a,N}}{p_{a,N}} \right) \quad . \quad (10)$$

Examples of such lines appear in Figure 7 which we now discuss.

Equation (10) specifies a line passing through the point  $(-a, -(N - a))$  with a slope that equals the negative odds ratio  $(1 - p_{a,N})/p_{a,N}$ . For example, the conditional probability value  $p_{4,8} = 4/8$  would be represented by a line through the point  $(-4, -4)$  with a slope equal to 1, as can be seen among the several lines shown in Figure 7. Specifically,

$\beta_{4,8} = -(8 - 4) + (4 + \alpha_{4,8}) \left( \frac{1 - 4/8}{4/8} \right) = \alpha_{4,8}$ . This line, of course, also runs through the origin  $(0, 0)$ . In fact, any line representing a frequency mimicking probability  $p_{a,N} = a/N$  must run through the origin and the point  $(-a, -(N - a))$ , satisfying equation (10).

Generally, the assertion of *any* numerical values whatsoever for the conditional probabilities  $p_{a,N}$  would be coherent, just so long as the vector  $\mathbf{p}_{N+1}$  lies within the unit-cube. Each component  $p_{a,N}$  would be represented by a line through  $(-a, -(N - a))$  with a slope equal to the negative odds ratio that  $p_{a,N}$  specifies. However, this line would not necessarily pass through the origin. Only the lines representing frequency mimicking probabilities must do so.

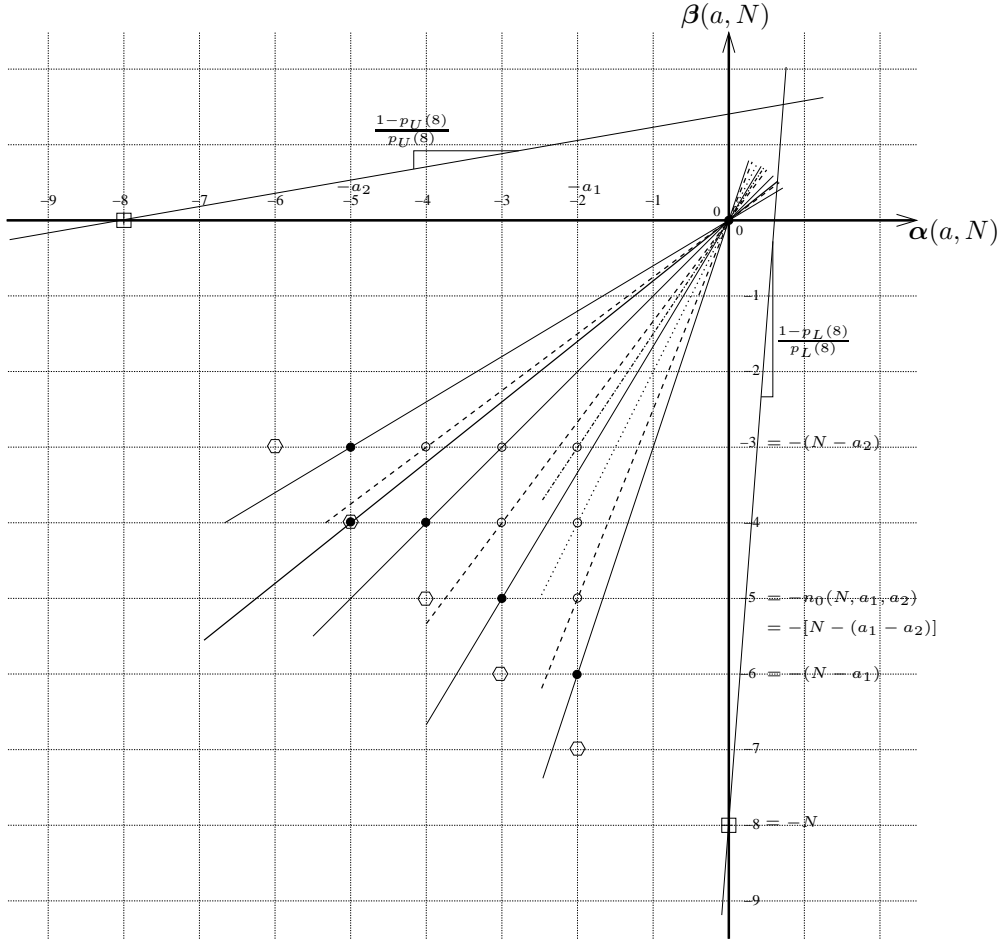
Although coherency allows great freedom in the specification of  $\mathbf{p}_{N+1}$ , there is one important and indicative coherency condition on lines representing components of the vectors  $\mathbf{p}_{N+1}$  and  $\mathbf{p}_N$ . Recall the reduction equation (6) discussed in Section 2.2 which relate the three conditional probabilities  $p_{a,N-1}$ ,  $p_{a,N}$ , and  $p_{a+1,N}$ :

$$p_{a,N-1} = p_{a,N} / (1 - p_{a+1,N} + p_{a,N}) \quad , \quad \text{for } a = 0, 1, \dots, N - 1 \quad . \quad (6)$$

In the context of this geometrical representation of conditional probabilities by lines, two of these lines (representing  $p_{a,N}$  and  $p_{a+1,N}$ ) pass through the diagonally adjacent points  $(-a, -(N - a))$  and  $(-(a + 1), -(N - (a + 1)))$ , respectively, with slopes appropriately equal to the negodds ratios they specify. If they are both frequency mimicking probabilities, these two lines must intersect at the origin  $(0, 0)$ . More generally, whatever their numerical values and wherever they intersect, the geometrical implication of equation (6) is that the third line representing  $p_{a,N-1}$ , which passes through the point  $(-a, -(N - 1 - a))$  must also pass through the intersection point of the two lines representing  $p_{a,N}$  and  $p_{a+1,N}$ . In the case of frequency mimicking probabilities, this is again the origin. The point  $(-a, -(N - 1 - a))$  which locates the line representing  $p_{a,N-1}$  is the third vertex of a right triangle whose other vertices are the diagonally adjacent points  $(-a, -(N - a))$  and  $(-(a + 1), -(N - (a + 1)))$ . This structure of three intersecting lines can be observed in several instances in Figure 7.

Figure 7 displays a geometrical example of Theorem 3, specifically as it pertains to the assertions we would denote by  $PaN[a_1, a_2, p_L(N), p_U(N)] = Pa8[2, 5, p_L(8), p_U(8)]$ . The four

Implications of the assertions  $Pa8(2, 5, p_L(8), p_U(8))$



**Fig. 7** Lines passing through the four *small dark filled circles* represent the frequency mimicking conditional probabilities presumed in Theorem 3 for the specific setup  $Pa8[2, 5, p_L(8), p_U(8)]$ . Dashed and dotted lines passing through small *open circles* represent further frequency mimicking conditional probabilities implied by coherency. The lines that pass through the boxed points  $(0, -8)$  and  $(-8, 0)$  represent the asserted lower limit  $p_L(8)$  on  $p_{0,8}$  and the upper limit  $p_U(8)$  on  $p_{8,8}$ , respectively. The points designated by hexagons, along with the bold line that passes through one of them, pertain to the suggestive graphical proof of Theorem 4, to be discussed in Appendix 3.

lines that join each of the points  $(-2, -6)$ ,  $(-3, -5)$ ,  $(-4, -4)$  and  $(-5, -3)$  with  $(0, 0)$  represent the four frequency mimicking assertions constituting  $Pa8[2, 5, \cdot, \cdot]$ , viz.,  $p_{2,8} = 2/8$ ,  $p_{3,8} = 3/8$ ,  $p_{4,8} = 4/8$  and  $p_{5,8} = 5/8$ . These lines through the origin are identified in the Figure by *small darkened circles* on the four mentioned points. The slope of each line through  $(-a, -(N - a))$  and  $(0, 0)$  would equal the relevant value of  $(1 - p_{a,N})/p_{a,N} = (N - a)/a$ , which is the conditional negodds ratio associated with a frequency mimicking assertion for  $p_{a,N}$ . The two lines through the boxed points  $(0, -8)$  and  $(-8, 0)$  whose slopes are labeled  $(1 - p_L(8))/p_L(8)$

and  $(1 - p_U(8))/p_U(8)$  respectively, represent the bounds asserted for the probabilities  $p_{0,8}$  and  $p_{8,8}$ . These lines are sloped more and less steeply than the lines representing  $p_{2,8} = 2/8$  and  $p_{5,8} = 5/8$ , respectively, a feature required by the fact that  $PaN(\cdot, \cdot, \cdot)$  assertions entail that values of  $p_{a,N}$  are increasing in  $a$ .

For the coherency reasons we have discussed above, the three lines in Figure 7 connecting the points  $(-2, -5)$ ,  $(-3, -4)$  and  $(-4, -3)$  with  $(0, 0)$  then represent conditional probabilities that are required to be frequency mimicking as well:  $p_{2,7} = 2/7$ ,  $p_{3,7} = 3/7$  and  $p_{4,7} = 4/7$ . For each of them must intersect the intersection point of the lines running through points one unit to their left and one unit below them. These three lines are those designated in the Figure by *small open circles* at the points  $(-2, -5)$ ,  $(-3, -4)$  and  $(-4, -3)$ . Sequentially, the intersection of any two adjacent lines from among these three must also intersect at the origin along with a comparable line, one further size of  $N$  down. Thus, Figure 7 also includes these two lines passing through the points  $(-2, -4)$  and  $(-3, -3)$ , representing  $p_{2,6} = 2/6$  and  $p_{3,6} = 3/6$ , respectively. Finally, the intersection of these two lines at  $(0, 0)$  requires one final line, one further step down, through the points  $(-2, -3)$  and  $(0, 0)$ . This represents the implied conditional probability  $p_{2,5} = 2/5$ . As specified in the statement of Theorem 3, the value of  $n_0 = N - (a_2 - a_1) = 8 - (5 - 2) = 5$ . All lines implied by  $Pa8[2, 5, p_L(8), p_U(8)]$  appear as dashed lines through open circles at appropriate points. These ten mentioned lines exhaust the coherency conditions associated with the assertions denoted by  $Pa8[2, 5, p_L(8), p_U(8)]$ . These complete implications of the Theorem can be enumerated:  $Pa8[2, 5, p_L(8), p_U(8)]$  implies  $Pa7[2, 4, p_L(8), p_U(8)]$ ,  $Pa6[2, 3, p_L(8), p_U(8)]$ , and  $Pa5[2, 2, p_L(8), p_U(8)]$ .  $\square$

The five additional points in Figure 7 designated by surrounding hexagons pertain to a continuation of this example in Appendix 3.

### Appendix 3. A geometrical exposition of Theorem 4

Examine again the geometrical example in Figure 7. We have already discussed the exhaustive extent of coherent implications of asserting  $Pa8[2, 5, p_L(8), p_U(8)]$  for smaller values of  $N$ , as small as  $n_0 = 5$ . Now suppose you assert additionally one further conditional probability, say  $P(E_{10}|S_9 = 5) = 5/9$ . (Notice that  $5/9$  lies between  $2/8$  and  $5/8$ , and you have already asserted frequency mimicking conditional probabilities within this interval based on eight conditioning events.) This additional assertion can be represented by drawing another line into Figure 7 through the points  $(-5, -4)$  and  $(0, 0)$ , which identifies  $p_{5,9} = 5/9$ . The point  $(-5, -4)$  is identified in the Figure by both a dark-filled circle and a surrounding hexagon. Based on your awareness of the geometrical implication of the ‘‘reduction’’ equation (6), you will now know from equation (5') that the line already drawn through  $(-5, -3)$  and  $(0, 0)$  must intersect this new line through  $(-5, -4)$  and  $(0, 0)$  at the same point as it intersects still another line to be drawn through  $(-6, -3)$ , because this point is diagonally adjacent to  $(-5, -4)$ . The point  $(-6, -3)$  has been surrounded by a small hexagon in Figure 7, allowing you to draw a line through it and  $(0, 0)$  for yourself. This line, required by coherency, means that you must now in addition be asserting  $p_{6,9} = 6/9$ . For the same reason then, moving down that diagonal array of points surrounded by hexagons, the points  $(-4, -5)$ ,  $(-3, -6)$  and  $(-2, -7)$  are also identified by hexagons. For as specified by Theorem 4, coherency also then requires lines through each of *these* points and  $(0, 0)$  as well. You will notice that the slope of the line through  $(-2, -7)$  does *not exceed* the slope of the bounding line  $(1 - p_L(8))/p_L(8)$ ; whereas the slope of the line through  $(-4, -5)$  *does exceed* the slope of the upper bounding line  $(1 - p_U(8))/p_U(8)$ . Thus the coherent extension of  $Pa8[2, 5, p_L(8), p_U(8)]$  by the assertion  $p_{5,9} = 5/9$  is allowed according to the theorem. If these limiting slopes had been exceeded then this coherent extension could only be extended still further to bounds  $p_L(9)$  and  $p_U(9)$  if they were specified to be sharper than  $p_L(8)$  and  $p_U(8)$ . Thus, it must be true that  $p_L(9) < 2/9$  and  $p_U(9) > 6/9$ . The lines now mentioned completely exhaust the coherent implications of the presumptions of Theorem 4 relevant to this example. There are no further implications for a line either through  $(-7, -2)$  nor  $(-1, -8)$ . Notice that now frequency mimicking is required for  $N = 9$  through the frequency domain  $[2/9, 6/9]$  which expands the interval  $[2/8, 5/8]$  required at  $N = 8$ .  $\square$

## Appendix 4. Supplementary materials

**Contents:** The materials in this appendix extend the descriptive discussion of issues that appear in Sections 5.4 and 5.5 of the article text, including formal statements of Theorems and Proofs relevant to the discussion. They focus on the construction of distributions inhering agglutinated masses, and on the limiting distributions for the family of FMD's over a finite interval.

The limit of extended FMD's for a proportion:  
distributions exhibiting agglutinated masses

Exchangeable distributions are most widely known on account of de Finetti's representation theorem. It says that if a sequence of events  $E_1, \dots, E_{N+1}$  is regarded exchangeably and as infinitely exchangeably extendible, then for any  $a$  and  $N$ ,

$$P(S_{N+1} = a) = P(\bar{S}_{N+1} = \frac{a}{N+1}) = \binom{N+1}{a} \int_0^1 \theta^a (1-\theta)^{N+1-a} dM(\theta),$$

where  $M(\theta) = \lim_{K \rightarrow \infty} M_{\bar{S}_{N+K}}(\theta)$  for some sequence of finitely additive distributions  $\{M_{\bar{S}_{N+K}}(\cdot)\}_{K=1}^{\infty}$ . See Heath and Sudderth (1976), Landenna and Marasini (1986, pp. 87-89) or Lad (1996, pp. 207-209). Diaconis and Freedman (1980) noted that even if the distribution is exchangeably extendible only to  $N+K$ , then for some such distribution  $M(\cdot)$  this mixture representation differs from the actual value of  $P(S_{N+1} = a)$  by at most  $4N/(N+K)$  for any " $a$ ". In practice, the mixing distribution  $M(\cdot)$  in the representation theorem (or the "prior distribution for  $\theta$ " as it is commonly referred to) is meant to represent one's initial opinions about the relative frequency of success in an arbitrarily large sequence of events one would regard exchangeably with  $\mathbf{E}_{N+1}$ .

For any finite subsequence of course, the distribution  $M_{N+K}(\cdot)$  is finitely additive; and successive distributions  $M_K(\bar{S}_{N+K})$  in the sequence must be related by the reduction equations (5) which we reviewed in Section 5.1. However, no restrictions are placed on probability assertions regarding the average of *countably* infinite sequences. The coherency condition specifies only that all distributions in the sequence are finitely additive. Thus, the limit of the finitely additive distributions is not necessarily equal to the distribution of the limit of  $\bar{S}_{N+K}$ . The assertion of finite additivity does not constitute a *restriction* on the mixing functions considered, but rather a *liberation* relative to the axiom of countable additivity which is commonly presumed. Countably additive distributions are *permissible* in the limit, since they are finitely additive as well. However, de Finetti's insistence on mere finite additivity as the only meaningful operational characterisation of probability allows distributions that extend the realm of theoretical discussion to wider possibilities, including those relevant to infinitely extendible FMDs which we address here.

The important distributions in all real problems of practice are the finite members of the sequence  $\{M_K(\bar{S}_{N+K})\}$ , *not* the limit of this sequence. Nonetheless, in the context of extendible frequency mimicking distributions over a limited domain, we can state precisely what happens to the *limiting distribution of the frequencies*  $\bar{S}_{N+K}$  as  $K$  increases. (Note again, this is something different from the distribution of the limit of the frequencies.) Rather than directly stating this result as a Theorem to be proved, it will be more informative to develop our understanding through a constructive discussion, with proofs of algebraic claims within the discussion deferred to the conclusion of the discussion. We begin with a brief informal overview, and then state the formalities and proof of a Theorem which develops from a discussion of details.

Further to the conditions of Theorem 4 and Corollary 1, which imply the assertions of  $Pa(N+K)[a_1, K+a_2; \cdot, \cdot]$  for every  $K \geq 1$ , any probability mass function denoted by  $\mathbf{q}_{N+K+2}$  is restricted to have only  $a_1 + (N - a_2)$  free components. As the value of  $K$  increases, the tendency in all agreeing distributions is for virtually all the mass in the vector  $\mathbf{q}_{N+K+2}$  to settle essentially on two points,  $S_{N+K+1} = a_1 - 1$  and  $S_{N+K+1} = a_2 + K + 1$ . While the probability mass functions for each  $\bar{S}_{N+K}$  are ordinary, the limit of this sequence of distributions for  $\bar{S}_{N+K}$  is an unusual one. It is improper and finitely additive, assigning

probability 0 to the points 0 and 1 *and* to every open interval *strictly* within  $(0, 1)$ . However it exhibits what de Finetti (1949, 1955) called “adherent masses” at 0 and 1 via the assertions of  $P(0, a) + P(b, 1) = 1$  for any  $0 < a < b < 1$ . Recall our Definition 1 near the end of Section 1 of this article. The source and meaning of such masses emerges from attention to some algebra.

To begin the analysis, notice that the positions of the two points of amassment for the sum  $S_{N+K+1}$ , that is,  $a_1 - 1$  and  $a_2 + K + 1$ , when divided by  $(N + K + 1)$ , converge to 0 and to 1 as  $K$  increases. This is the source of the adherent masses at 0 and 1 in the limiting distribution for the sequence of finitely additive distributions. The total mass of the distribution is settling on points that are always separated discretely from 0 and 1. However, the points themselves are being pressed toward these endpoints of the unit interval, with gaps between them and the endpoints diminishing.

Here is what happens. (*Algebraic details of the following statements are presented as a conclusion to this presentation, after the resulting Theorem is formalised.*) Each of the  $[K + (a_2 - a_1) + 1]$  frequency mimicking assertions constituting those denoted by  $Pa(N+K)(a_1, K+a_2, p_L(N+K), p_U(N+K))$  places one linear restriction on the components of the mass function  $\mathbf{q}_{N+K+2}$ . Together with the usual summation restriction, this means that  $\mathbf{q}_{N+K+2}$  has only  $N - (a_2 - a_1)$  free components. Suppose we partition all the components of  $\mathbf{q}_{N+K+2}$  into three groups: the initial  $a_1$  probabilities as  $a$  runs from 0 to  $a_1 - 1$ ; the intermediate  $K + (a_2 - a_1 + 1)$  probabilities; and the final  $N - a_2 + 1$  probabilities, thinking of the first and third groups as constituting the free variables. When  $K$  becomes large enough, its free components in the first group are restricted to be essentially geometrically increasing, while the third group is restricted to be geometrically decreasing, at rates proportional to  $K$  and  $1/K$  respectively. While the first and third groups of vector components are otherwise relatively free (though necessarily increasing and decreasing respectively), the sum of all the interior  $q_{a, N+K+1}$  components must equal

$$q_{a_1} \frac{a_1(N+K+1-a_1)}{N+K+1} [H(a_2 + K) - H(a_1 - 1) + H(N + K - a_1 + 1) - H(N - a_2)].$$

(Recall from Theorem 1 that the function  $H(\cdot)$  is a harmonic sum.) Since the value of this bracketed  $[\cdot]$  coefficient on  $q_{a_1}$  is unbounded as  $K$  increases, the value of  $q_{a_1}$  and all subsequent  $q_a$  through  $q_{a_2+K}$  must each deteriorate to 0. *Moreover, it can be shown that the entire sum of this interior series (Group 2) of probability components diminishes toward 0 as well.* Meanwhile, the values of  $q_0$  through  $q_{a_1-1}$  increase geometrically by factors of order  $K$ . Similarly, the values of  $q_{a_2+K+1}$  through  $q_{N+K+1}$  decrease geometrically by factors of order  $1/K$ . Thus, for increasingly large values of  $K$ , the probability mass function comes to be supported essentially only on the points  $(a_1 - 1)$  and  $(a_2 + K + 1)$ . This implies that the limiting distribution of the average,  $S_{N+K+1}$ , becomes uniform at 0 everywhere on  $[0, 1]$ . However, it exhibits adherent masses at 0 and 1, because the ratios that characterize these points of amassment converge there:  $(a_1 - 1)/(N + K + 1) \rightarrow 0$  and  $(a_2 + K + 2)/(N + K + 1) \rightarrow 1$  as  $K \rightarrow \infty$ .

Having introduced this analysis as a discussion, we shall conclude it with a formal statement of the Theorem that it has motivated, followed by a complete algebraic proof.

**Theorem 5** *Further to the conditions of Theorem 4 and Corollary 1, which imply the assertions of*

$Pa(N + K)[a_1, a_2 + K, p_L(N + K) \leq a_1/(N + K + 1), p_U(N + K) \geq (a_2 + K)/(N + K + 1)]$   
*for every  $K \geq 1$ , any probability mass function denoted by  $\mathbf{q}_{N+K+2}$  is restricted to have only  $N - (a_2 - a_1)$  free components. Even these are restricted in two groups to exhibit a geometrically increasing and a geometrically decreasing structure. As the value of  $K$  increases, all the mass settles essentially on two points,  $S_{N+K+1} = a_1 - 1$  and  $S_{N+K+1} = a_2 + K + 1$ . While the probability mass functions for each  $S_{N+K}$  are ordinary, the limit of the distributions for  $S_{N+K}$  is improper and finitely additive, assigning probability 0 to the points 0 and 1 and to every open interval within  $(0, 1)$ , but with adherent masses at 0 and 1.*

## Algebraic proof of Theorem 5:

The proof revolves upon an algebraic representation of the coherent implications of asserting  $Pa(N + K)[a_1, a_2 + K, \cdot, \cdot]$  for the pmf  $\mathbf{q}_{N+K+2}$ . Via this representation we can study the limiting distribution for the average number of successes. For the sake of simplicity in the representation, we shall suppress the second subscript on terms of the form  $q_{a, N+K+1}$  and  $p_{a, N+K}$ , which merely identify the number of events under consideration. Here it is always the vector  $\mathbf{E}_{N+K+1}$ . We print these second subscripts only in the very first statement of  $q_{0, N+K+1}$  as a function of  $\mathbf{p}_{(N+K+1)}$ . The expression for this term incorporates the summation constraint that all terms  $q_{a, N+K+1}$  sum to 1.

To begin, we express the recursive equations (3) from Section 2.1 of the main article,

$$q_{a+1, N+1} = \left( \frac{N+1-a}{a+1} \right) \left( \frac{p_{a, N}}{1-p_{a, N}} \right) q_{a, N+1}, \quad \text{for } a = 0, \dots, N, \quad (11)$$

but applied now to  $N + K + 1$  events rather than merely to  $N + 1$ , in three groups: the group sizes are  $a_1$ ,  $a_2 + K - (a_1 - 1)$ , and  $N - a_2 + 1$ . These numbers sum to  $N + K + 2$ , the size of the pmf vector  $\mathbf{q}_{N+K+2}$ .

**Group 1.** The first term incorporates the summation constraint, while the following  $a_1 - 1$  relatively unconstrained terms can be seen to grow geometrically by factors of order  $K$ , on account of the factor  $\frac{N+K+a-1}{a}$  which appears in each recursive equation. Remember that when the integer  $i$  is not within  $[a_1, a_2]$  the values of  $p_i$  terms are constrained only to be nondecreasing.

$$\begin{aligned} q_{0, N+K+1} &= \left\{ 1 + \sum_{a=0}^{N+K} \binom{N+K+1}{a+1} \prod_{i=0}^a \frac{p_{i, N+K}}{1-p_{i, N+K}} \right\}^{-1}, \\ q_1 &= (N+K+1) \frac{p_0}{1-p_0} q_0 \\ q_2 &= \frac{N+K}{2} \frac{p_1}{1-p_1} q_1 \\ q_3 &= \frac{N+K-1}{3} \frac{p_2}{1-p_2} q_2 \\ &\dots \\ q_{a_1-1} &= \frac{N+K+1-(a_1-2)}{a_1-1} \frac{p_{a_1-2}}{1-p_{a_1-2}} q_{a_1-2} \end{aligned}$$

**Group 2.** The first equality for each  $q$  in this group of  $a_2 + K - a_1 + 1$  terms continues this format of recursive representations. The second equality replaces each of the relevant  $p_{a, N+K}$  assertions with their frequency mimicking values,  $a/(N+K)$ , in their recursive form, and simplifies the algebraic expression so that patterns can be seen:

$$\begin{aligned} q_{a_1} &= \frac{N+K+1-(a_1-1)}{a_1} \frac{p_{a_1-1}}{1-p_{a_1-1}} q_{a_1-1} \\ q_{a_1+1} &= \frac{N+K+1-a_1}{a_1+1} \frac{p_{a_1}}{1-p_{a_1}} q_{a_1} = \frac{N+K-a_1+1}{a_1+1} \frac{a_1}{N+K-a_1} q_{a_1} \\ q_{a_1+2} &= \frac{N+K+1-(a_1+1)}{a_1+2} \frac{p_{a_1+1}}{1-p_{a_1+1}} q_{a_1+1} = \frac{N+K-a_1}{a_1+2} \frac{a_1+1}{N+K-(a_1+1)} q_{a_1+1} \\ &\dots \\ q_{a_2+K-1} &= \frac{N+K-(a_2+K-2)}{a_2+K-1} \frac{p_{a_2+K-2}}{1-p_{a_2+K-2}} q_{a_2+K-2} = \frac{N-a_2+3}{a_2+K-1} \frac{a_2+K-2}{N-a_2+2} q_{a_2+K-2} \\ q_{a_2+K} &= \frac{N+K+1-(a_2+K-1)}{a_2+K} \frac{p_{a_2+K-1}}{1-p_{a_2+K-1}} q_{a_2+K-1} = \frac{N-a_2+2}{a_2+K} \frac{a_2+K-1}{N-a_2+1} q_{a_2+K-1} \end{aligned}$$

**Group 3.** Continuing these recursive expressions, although the third group of  $N - a_2 + 1$  terms are again relatively unrestricted, they eventually decrease geometrically by factors on the order of  $1/K$ . This is evident on account of the factor  $\frac{N-a_2+1}{a_2+K+1}$  which appears in each simplified recursive equation. (The three lines showing a second equality are merely algebraic



simplifications.)

$$\begin{aligned}
 q_{a_2+K+1} &= \frac{N+K+1-(a_2+K)}{a_2+K+1} \frac{p_{a_2+K}}{1-p_{a_2+K}} q_{a_2+K} = \frac{N-a_2+1}{a_2+K+1} \frac{p_{a_2+K}}{1-p_{a_2+K}} q_{a_2+K} \\
 q_{a_2+K+2} &= \frac{N+K+1-(a_2+K+1)}{a_2+K+2} \frac{p_{a_2+K+1}}{1-p_{a_2+K+1}} q_{a_2+K+1} = \\
 &\frac{N-a_2}{a_2+K+2} \frac{p_{a_2+K+1}}{1-p_{a_2+K+1}} q_{a_2+K+1} \\
 q_{a_2+K+3} &= \frac{N+K+1-(a_2+K+2)}{a_2+K+3} \frac{p_{a_2+K+2}}{1-p_{a_2+K+2}} q_{a_2+K+2} = \\
 &\frac{N-a_2-1}{a_2+K+3} \frac{p_{a_2+K+2}}{1-p_{a_2+K+2}} q_{a_2+K+2} \\
 &\dots \text{ until} \\
 q_{N+K} &= \frac{2}{N+K} \frac{p_{N+K-1}}{1-p_{N+K-1}} q_{N+K-1} \text{ ; and finally,} \\
 q_{N+K+1} &= \frac{1}{N+K+1} \frac{p_{N+K}}{1-p_{N+K}} q_{N+K} \text{ .}
 \end{aligned}$$

We begin the analysis now by examining the second group of  $q_a$  values, in particular the *sum* of these  $q_a$ 's. Having substituted the frequency mimicking values of  $p_i$  with  $i/(N+K)$ , and now substituting the recursive multiplicands  $q_{a_1+i}$  with their expressions in terms of  $q_{a_1}$  using equation (3), the sum of all the constrained terms in the second group becomes

$$\begin{aligned}
 &q_{a_1} a_1 (N+K+1-a_1) \left[ \frac{1}{a_1(N+K+1-a_1)} + \frac{1}{(a_1+1)(N+K-a_1)} + \frac{1}{(a_1+2)(N+K-a_1-1)} + \dots + \right. \\
 &\left. \frac{1}{(a_2+K)(N-a_2+1)} \right] \\
 &= q_{a_1} a_1 (N+K+1-a_1) \sum_{i=a_1}^{a_2+K} \frac{1}{i(N+K+1-i)} \\
 &= q_{a_1} \frac{a_1(N+K+1-a_1)}{N+K+1} \left[ \sum_{i=a_1}^{a_2+K} \frac{1}{i} + \sum_{i=a_1}^{a_2+K} \frac{1}{N+K+1-i} \right] \\
 &= q_{a_1} \frac{a_1(N+K+1-a_1)}{N+K+1} [H(a_2+K) - H(a_1-1) + H(N+K-a_1+1) - H(N-a_2)] \text{ . (A)}
 \end{aligned}$$

Because of the similarity of the harmonic sum  $H(\cdot)$  to the natural logarithm as the value of  $K$  increases, the expression in square brackets seen in line (A) becomes not too different from  $\log(a_2+K) + \log(N+K-a_1+1)$  which is unbounded. This implies that  $q_{a_1} \rightarrow 0$  as  $K \rightarrow \infty$ . Moreover, the value of all subsequent  $q_a$  terms in the second itemised group converge to 0 as well, on account of their recursive relation to  $q_{a_1}$ .

Furthermore, the *sum* of all terms in the second group converges to 0 too as  $K$  increases. This follows from an argument similar to our proof of Theorem 2. Firstly, the iterative use of the reduction equation (4) in Section 2.2 of the article will reduce the mass vector  $\mathbf{q}_{N+K+2}$  to a vector of any lower fixed dimension,  $\mathbf{q}_{N+M+2}$ . Then summing the components of this  $\mathbf{q}_{N+M+2}$  over its component members  $a_1, a_1+1, \dots, a_2+N+M+1$  (the region of frequency mimicking) would yield a bounded multiple of  $q_{a_1, N+M+1}$  similar to equation (7) in the proof of Theorem 2. Thus, for any positive value of  $M$ , this sum of terms in the second group converges to 0 as  $K$  increases. In fact, Theorem 2 can now be seen as a special case of this result, supposing  $a_1 = 1$  and  $a_2 = N+K-1$ .

Now in contrast to the second intermediate group of ordered  $q$ 's whose sum is tending toward 0, notice in our first group sequence of formulae that the values of  $q_0, q_1, \dots, q_{a_1-1}$  must be ascending as a geometric progression, each of them augmenting in size by a factor on the order of  $N+K$ . Similarly, the values in the third group of  $q_{a_2+K+2}$  through  $q_{N+K+1}$  must eventually be descending geometrically by a factor of a similar order,  $1/(N+K)$ . Thus, as  $K \rightarrow \infty$ , the entire distribution of  $S_{N+K+1}$  becomes essentially amassed on the end-point terms of these groups, term  $a_1-1$  and term  $a_2+K+1$ . The first of these, term  $a_1-1$  is the  $a_1^{\text{th}}$  smallest possibility for the sum, while the latter term  $a_2+K+1$  is  $(N-a_2)^{\text{th}}$  largest possible value of the sum. When the value of the sum  $S_{N+K+1}$  is divided by  $N+K+1$ , the masses at these two positions for the proportion  $\bar{S}_{N+K+1}$  become forced toward the boundaries of the

interval  $(0, 1)$ . These sequence limits which are separated from the interval endpoints, 0 and 1, are the source of adherent masses at 0 and 1 in the finitely additive limiting distribution for  $\tilde{S}_N$ .  $\square$

### The limiting boundary of FMD's over a constrained interval

Having reached this conclusion about the applicability of FMD's to finite population problems, it is intriguing to investigate the limiting distribution for the family of finite distributions agreeing with the assertions  $PaN[a_1, a_2, p_L(N), p_U(N)]$  for any  $N$ . Consider the limit of distributions that respect frequency mimicking behaviour over the largest rational interval within a constant real interval  $[\theta_1, \theta_2]$  as the size of  $N$  increases. An analysis that parallels the algebraic representations in the proof of Theorem 5, with an important modification, yields the result that in the case of "Strict" or "Linear" extensions outside the FMD interval this limiting distribution is mixture Binomial with respect to a 4-parameter *Incomplete Beta* mixing function with a constrained domain.

In this case it will be simplest to state the theorem and then to describe the structure of its proof before getting into precise details. These will then rely on the algebraic representations derived in the proof of Theorem 5, but apply them with a slight twist.

**Theorem 6** *For any choice of fixed real values for  $\theta_1 < \theta_2$ , each within  $(0, 1)$ , define  $a_1(\theta_1, N) \equiv \lceil N\theta_1 \rceil$  as the smallest integer  $a$  for which the rational number  $a/N \geq \theta_1$ , and  $a_2(\theta_2, N) \equiv \lfloor N\theta_2 \rfloor$  as the largest integer  $a$  for which  $a/N \leq \theta_2$ . The limiting distribution for the family of finite FMD's specified by  $PaN[a_1(\theta_1, N), a_2(\theta_2, N), \cdot, \cdot]$  along with "Strict" or "Linear" extensions of conditional probabilities outside of  $(\theta_1, \theta_2)$  is a 4-parameter *Incomplete Beta* mixture of *Binomial* distributions, with *Incomplete Beta* mixing parameters  $(\theta_1, \theta_2, 0, 0)$ .*

**Comments:** Notice firstly that if the specification of either  $\theta_i$  is an irrational number, then the definition of the associated  $a_i(\theta_i, N)$  is always a well defined integer for which  $a_i/N$  appropriately exceeds or falls short of this  $\theta_i$ . On the other hand, if the value of  $\theta_i$  is rational, then the associated value of the rational number  $a_i(\theta_i, N)/N$  will differ from  $\theta_i$  only when their minimum denominators are incommensurable. If the value of  $\theta_1$  equals  $J/K$  for some integers  $J$  and  $K$  without common factors, for example, the value of  $a_1(\theta_1, N)/N$  will equal  $\theta_1$  if and only if  $N$  is an integer multiple of  $K$ . Otherwise it will be the smallest value of  $J/K$  that exceeds  $\theta$ .

Secondly, recall that while a *CompleteBeta* $(\alpha, \beta)$  density function for  $\theta$ , which is proportional to  $\theta^{\alpha-1}(1-\theta)^{\beta-1}$  over  $\theta \in [0, 1]$ , allows only parameters  $\alpha > 0$  and  $\beta > 0$  for proper integration, the four parameter *Incomplete* density over  $\theta \in (\theta_1, \theta_2)$  strictly within  $(0, 1)$  integrates naturally when  $\alpha = 0$  and  $\beta = 0$ . In such a case the proportionality constant for the density equals  $\{\log[\theta_2/(1-\theta_2)] - \log[\theta_1/(1-\theta_1)]\}^{-1}$ . Although this density is zero outside the interval  $(\theta_1, \theta_2)$ , when it mixes corresponding *Binomial* distributions as prescribed by exchangeability, the mixture allows positive probabilities for appropriate rational values of the average successes across the entire spectrum of rationals within  $[0, 1]$ .

Thirdly, we mention that we have only presented here the limiting result for the Strict or Linear Extensions of  $PaN[a_1(\theta_1, N), a_2(\theta_2, N), \cdot, \cdot]$  assertions. We have achieved results for the Quadratic and Weak Extensions as well. However, their details are more complicated, defying fruitful presentation here.

**Proof Structure:** Algebraic details of the following claims appear below. As in the proof of Theorem 5, the probabilities for the possible values of the sum  $S_{N+1}$  are partitioned into three groups. In the case of Strict extensions, the first group turn out to be probability masses for the average variable value of a *Binomial* $(N, \theta_1)$  distribution. However, they are summed only over values of the variable that are strictly less than  $\theta_1$ . Since the average of a *Binomial* $(N, \theta_1)$  variable converges almost surely to  $\theta_1$  itself, this sum of probabilities over smaller values surely converges to 0. In the case of Linear extensions the sum of associated probabilities less than  $\theta_1$  turns out to be even smaller, with the same consequences. (A similar argument applies to Group 3 probabilities.) In contrast, when frequency mimicking conditional probabilities are inserted

into the recursive equations for Group 2 probabilities, each component probability relative to its bin width is found to converge to the density value of an *IncompleteBeta*( $\theta_1, \theta_2, 0, 0$ ) distribution.  $\square$

### Algebraic details of the proof of Theorem 6

To begin, we shall again express the recursive equations (11) in three groups, but applied now to  $N + 1$  events: the group sizes are  $a_1$ ,  $a_2 - a_1 + 1$ , and  $N - a_2 + 1$ . These three numbers sum to  $N + 2$ , the size of the pmf vector  $\mathbf{q}_{N+2}$ . However we need remember that now these values of  $a_1$  and  $a_2$  depend on  $N$  and  $(\theta_1, \theta_2)$ , viz.,  $a_1 = a_1(\theta_1, N) \equiv \lceil N\theta_1$ , and  $a_2 = a_2(\theta_2, N) \equiv \lceil N\theta_2 \rceil$ . Moreover,  $a_1/N \rightarrow \theta_1$  and  $a_2/N \rightarrow \theta_2$  as  $N \rightarrow \infty$ .

**Group 1.** The first term incorporates the summation constraint, while the following  $a_1 - 1$  relatively unconstrained terms can be seen to grow geometrically by factors of order  $N$ . Remember that when the integer  $i$  is not within  $[a_1, a_2]$  the values of  $p_i$  terms are constrained only to be nondecreasing.

$$\begin{aligned} q_{0,N+1} &= \left\{ 1 + \sum_{a=0}^N \binom{N+1}{a+1} \prod_{i=0}^a \frac{p_{i,N}}{1-p_{i,N}} \right\}^{-1}, \\ q_1 &= (N+1) \frac{p_0}{1-p_0} q_0 \\ q_2 &= \frac{N}{2} \frac{p_1}{1-p_1} q_1 \\ q_3 &= \frac{N-1}{3} \frac{p_2}{1-p_2} q_2 \\ &\dots \\ q_{a_1-1} &= \frac{N+1-(a_1-2)}{a_1-1} \frac{p_{a_1-2}}{1-p_{a_1-2}} q_{a_1-2} \end{aligned}$$

**Group 2.** The first equality for each  $q$  in this group of  $a_2 - a_1 + 1$  terms continues this format of recursive representations. The second equality replaces each of the relevant  $p_{a,N}$  assertions with their frequency mimicking values,  $a/N$ , and simplifies the algebraic expression so that patterns can be seen:

$$\begin{aligned} q_{a_1} &= \frac{N+1-(a_1)}{a_1} \frac{p_{a_1-1}}{1-p_{a_1-1}} q_{a_1-1} \\ q_{a_1+1} &= \frac{N+1-a_1}{a_1+1} \frac{p_{a_1}}{1-p_{a_1}} q_{a_1} = \frac{N-a_1+1}{a_1+1} \frac{a_1}{N-a_1} q_{a_1} \\ q_{a_1+2} &= \frac{N+1-(a_1+1)}{a_1+2} \frac{p_{a_1+1}}{1-p_{a_1+1}} q_{a_1+1} = \frac{N-a_1}{a_1+2} \frac{a_1+1}{N-(a_1+1)} q_{a_1+1} \\ &\dots \\ q_{a_2-1} &= \frac{N+1-(a_2-2)}{a_2-1} \frac{p_{a_2-2}}{1-p_{a_2-2}} q_{a_2-2} = \frac{N-a_2+3}{a_2-1} \frac{a_2-2}{N-a_2+2} q_{a_2-2} \\ q_{a_2} &= \frac{N+1-(a_2-1)}{a_2} \frac{p_{a_2-1}}{1-p_{a_2-1}} q_{a_2-1} = \frac{N-a_2+2}{a_2} \frac{a_2-1}{N-a_2+1} q_{a_2-1} \end{aligned}$$

**Group 3.** Continuing the list of recursive expressions, though the third group of  $N - a_2 + 1$  terms are again relatively unrestricted, they eventually decrease geometrically by factors on the order of  $N$ . (The three lines with a second equality are merely simplifications.)

$$\begin{aligned} q_{a_2+1} &= \frac{N+1-(a_2)}{a_2+1} \frac{p_{a_2}}{1-p_{a_2}} q_{a_2} = \frac{N-a_2+1}{a_2+1} \frac{p_{a_2}}{1-p_{a_2}} q_{a_2} \\ q_{a_2+2} &= \frac{N+1-(a_2+1)}{a_2+2} \frac{p_{a_2+1}}{1-p_{a_2+1}} q_{a_2+1} = \frac{N-a_2}{a_2+2} \frac{p_{a_2+1}}{1-p_{a_2+1}} q_{a_2+1} \\ q_{a_2+3} &= \frac{N+1-(a_2+2)}{a_2+3} \frac{p_{a_2+2}}{1-p_{a_2+2}} q_{a_2+2} = \frac{N-a_2-1}{a_2+3} \frac{p_{a_2+2}}{1-p_{a_2+2}} q_{a_2+2} \\ &\dots \text{ until} \end{aligned}$$

$$q_N = \frac{2}{N} \frac{p_{N-1}}{1-p_{N-1}} q_{N-1} ;$$

$$q_{N+1} = \frac{1}{N+1} \frac{p_N}{1-p_N} q_N .$$

We shall now examine the second group of  $q_a$  values, in particular the *sum* of these  $q_a$ 's. Having substituted the frequency mimicking values of  $p_i$  with  $i/N$ , and now substituting the recursive multiplicands  $q_{a_1+i}$  with their expressions in terms of  $q_{a_1}$  using equation (3), the sum of all the constrained terms in the second group becomes

$$\begin{aligned} & q_{a_1} \left[ 1 + a_1 (N+1-a_1) \left\{ \frac{1}{(a_1+1)(N-a_1)} + \frac{1}{(a_1+2)(N-a_1-1)} + \cdots + \right. \right. \\ & \left. \left. \frac{1}{(a_2-1)(N+2-a_2)} \right\} \right] + \\ & = q_{a_1} \left[ a_1 (N+1-a_1) \sum_{i=a_1}^{a_2} \frac{1}{i(N+1-i)} \right] \\ & = q_{a_1} \frac{a_1 (N+1-a_1)}{N+1} \left[ \sum_{i=a_1}^{a_2} \frac{1}{i} + \sum_{i=a_1}^{a_2} \frac{1}{N+1-i} \right] \\ & = q_{a_1} \frac{a_1 (N+1-a_1)}{N+1} \left[ H(a_2) - H(a_1-1) + H(N+1-a_1) - H(N-a_2) \right] . \quad (A) \end{aligned}$$

Since the harmonic sum function  $H(N)$  is unbounded as  $N$  increases, this coefficient on  $q_{a_1}$  is unbounded too. Because of the similarity of the harmonic sum to the natural logarithm for large  $N$ , the expression in brackets [ ] becomes not too different from  $\log(a_2) - \log(a_1-1) + \log(N-a_1+1) - \log(N-a_2)$ . Equivalently, for large values of  $N$ , this term in brackets becomes indistinguishable from

$$\log\left(\frac{a_2}{a_1-1}\right) + \log\left(\frac{N-a_1+1}{N-a_2}\right) = \log\left(\frac{a_2/(N+1)}{(a_1-1)/(N+1)}\right) + \log\left(\frac{(N-a_1+1)/(N+1)}{(N-a_2)/(N+1)}\right) ,$$

and thus it converges to

$$\log\left(\frac{\theta_2}{\theta_1}\right) + \log\left(\frac{1-\theta_1}{1-\theta_2}\right) = \log\left[\frac{(1-\theta_1)}{\theta_1} \frac{\theta_2}{(1-\theta_2)}\right] .$$

Thus, the complete coefficient on  $q_{a_1}$  gets close to  $[(N+1)\theta_1(1-\theta_1)] \log\left[\frac{(1-\theta_1)}{\theta_1} \frac{\theta_2}{(1-\theta_2)}\right]$ .

Well this surely grows with  $N$ , so  $q_{a_1}$  converges to 0. However in this case  $q_{a_1}$  goes to 0 in such a way that its product with the bracketed coefficient goes to 1. Moreover, the coefficient on  $q_{a_1}$  begins to look like the Incomplete Beta function value. This can be learned by studying the behaviours of the sums of Group 1 and Group 3 probabilities, which we shall do now.

### Limit sum of Group 1 in the "Strict Case"

Remember that the "strict" completion of the pmf vector  $\mathbf{q}_{N+2}$  derives from the specification of  $p_{a,N+1} = a_1(N, \theta)/N$  for each  $a = 0, 1, \dots, (a_1-1)$ . In this context the value of each such  $p_a/(1-p_a)$  in the Group 1 equations converges to  $A_1 \equiv \theta_1/(1-\theta_1)$ ; and furthermore, for large values of  $N$ , the values of the associated  $q_{a,N+1}$  become indistinguishable from

$$\begin{aligned} q_{0,N+1} &= q_0 , \\ q_1 &= (N+1) A_1 q_0 \\ q_2 &= \frac{N}{2} A_1 q_1 = {}^{N+1}C_2 A_1^2 q_0 \\ q_3 &= \frac{N-1}{3} A_1 q_2 = {}^{N+1}C_3 A_1^3 q_0 \\ &\dots \\ q_{a_1-1} &= \frac{N+1-(a_1-2)}{a_1-1} \frac{p_{a_1-2}}{1-p_{a_1-2}} q_{a_1-2} = {}^{N+1}C_{a_1-1} A_1^{(a_1-1)} q_0 . \end{aligned}$$

Thus, the sum of terms in Group 1 becomes near to

$$q_0 \sum_{a=0}^{a_1-1} {}^{N+1}C_a A_1^a = \frac{q_0}{(1-\theta_1)^{(N+1)}} \sum_{a=0}^{a_1-1} {}^{N+1}C_a \theta_1^a (1-\theta_1)^{(N+1-a)}.$$

Since the expression for  $q_0$  incorporates the summation constraint on all the  $q$ 's, this sum of the first “ $a$ ” terms depends only on the summation  $\sum_{a=0}^{a_1-1} {}^{N+1}C_a \theta_1^a (1-\theta_1)^{(N+1-a)}$ .

Well, this summation represents the sum of probability values for a quantity  $S$  that is distributed as  $Binomial(N+1, \theta_1)$ , viz.,  $P[S \leq (N+1)\theta_1 - 1] = P[\frac{S}{N+1} < \theta_1]$ . To conclude, then, the law of large numbers tells us that this probability converges to 0, because the proportion  $\frac{S}{N+1}$  converges almost surely to  $\theta_1$  itself.

As to Group 3, the structure of the pmf components can be seen to be identical to that of Group 1 components, but applied to the negated events  $\bar{E}_a$ . Thus the sum of the Group 3 probabilities also converges to 0.

Since the sum of Group 2 probabilities converges to 1 while each particular component converges to 0, the vector of individual  $q$ 's in Group 2, when divided by  $N$  converge to a limiting density function for  $\bar{S}_N$  that is identifiable as an *Incomplete Beta*( $\theta_1, \theta_2, 0, 0$ ) density.

### Limit sum of Group 1 in the “Linear Case”

The analysis of Group 1 probabilities in the case of “Linear” extensions of conditional probabilities outside the FMD interval ( $a_1(\theta_1, N), a_2(\theta_2, N)$ ) begins just as in the case of “Strict” extensions. However, the summation of probabilities that is assessed there is now no longer a sum of  $Binomial(N+1, \theta_1)$  probability masses; for in this case, each of the expressions for summand probabilities in Group 1 involves a conditional odds ratio  $p_i/(1-p_i)$  that is smaller than  $\theta_1$ . Remember that the values of  $p_i$  in this Group increase linearly from  $p_L(N)$  to  $a_1(\theta_1, N)/N$ . Thus, in the limit they increase from the limit  $p_L(N)$  to  $\theta_1$ . Since each of these probabilities in the resulting summation expression is smaller than the Binomial probability masses in the “Strict” case, the total summation must be even smaller than in that case. Thus, it too converges to 0 as  $N$  increases. As a result, the limiting distribution of the  $q$ 's tends to the same *Incomplete Beta* mixture of Binomials as it does in the “Strict” extension.  $\square$