

Analytical Model and Topology Evaluation of Quantum Secure Communication Network

Qiong Li, *Member, IEEE*, Yaxing Wang, Haokun Mao, Jiameng Yao, Qi Han

Abstract—Due to the intrinsic point-to-point feature of quantum key distribution system, it is inevitable to study and develop the Quantum Secure Communication Network (QSCN) technology to provide security communication service for a large-scale of nodes over a large spatial area. Considering the quality assurance and expense control, building an effective analytical model of QSCN becomes a critical task. In this paper, the first analytical model of QSCN is proposed, which is called flow-based QSCN (F-QSCN) analytical model. In addition, based on the F-QSCN analytical model, the research on QSCN topology evaluation is conducted by proposing a unique QSCN performance indicator, named *Information-Theoretic Secure communication bound*, and the corresponding linear programming based calculation algorithm. Plentiful experimental results based on the topologies of SECOQC network and Tokyo network validate the effectivity of the proposed analytical model and the performance indicator.

Index Terms—Quantum secure communication network, quantum key distribution, analytical model, topology evaluation.

I. INTRODUCTION

WITH the rapid development and increasing applicability of quantum key distribution (QKD) technology [1]–[4], the intrinsic feature of point-to-point (P2P) [5] has become one of the major bottlenecks which limits its application scale. In order to overcome the limitation of node quantity [6] and communication distance, it is an inevitable development trend to construct the Quantum Secure Communication Network (QSCN) with multiple QKD devices. The QSCN in this paper is defined as a network that provides secure communication service utilizing the keys generated by QKD devices [7]. In order to explore the physical feasibility of QSCN networking, many practical QSCNs [8]–[13] have been constructed in recent years. The node quantity of the existing QSCNs has expanded from 6 nodes [10], [14] to 56 nodes [15], and the communication distance has extended from 19.6 kilometers [16] to 2000 kilometers [15]. With the growing coverage and complexity of QSCNs, effective modeling become crucial for the functional verification, quality assurance, expense control, cycle shorten, etc. [17], [18].

Simulation model and analytical model are the two major approaches of network modeling. Unlike the traditional communication networks, the relevant research of QSCN has not drawn many attentions [7], [19]–[22]. In 2017, Mehic et. al. designed a QSCN simulation model, QKDNetSim [22], based on the classical Network Simulator-version 3 (NS-3) [23] to evaluate and validate the network solution at a low

cost. Although QKDNetSim can simulate the key generation process and secure communication process, it could not reflect the practical performance of a QSCN well due to their neglect of the actual key generation capability and volatile communication demand of the QSCN. In order to reflect the practical network state, we designed a practical QSCN simulation model in our previous work [7]. In the model, the actual P2P key generation capability was modeled by the GLLP theory and the volatile end-to-end (E2E) communication demand was modeled by the poisson stochastic process. Although our previous work has enhanced the accuracy of simulation to a great extent, the inherent shortcomings of simulation approach still exist, such as the empirical results, the impossible global optimal solution, and so on.

In contrast, as the general mathematical abstraction of the QSCN, an analytical model makes it possible to evaluate the performance of QSCN theoretically and obtain the global optimal solution, etc. During the modeling of traditional communication network, the problems of congestion control, congestion prevention, queue schedule, and etc. are focused. While the study results of our simulation model [7] demonstrate that the performance of a practical QSCN has neglectable relationship with those problems, but mainly depends on how its key generation capability satisfies the communication demand. Accordingly, we are motivated to study the analytical model of QSCN and its applications concentrating on this characteristic. To the best of our knowledge, this is the first time that the analytical model of QSCN is proposed.

- In this paper, the flow-based QSCN (F-QSCN) analytical model is presented. In the model, a QSCN is abstracted as a graph $G = (V, E, F)$, with the node set V , the edge set E and the QSCN flow set F . According to the analysis of QSCN characteristics, the detailed attributes of node and edge are designed. What is more, the QSCN flow is defined referring to the generic *traffic flow* [24], [25], which is a unique component of a QSCN comparing to a classical network.
- Based on the F-QSCN analytical model, the research on QSCN topology evaluation is conducted by proposing the indicator, *Information-Theoretic Secure (ITS) communication bound*, and the corresponding linear programming based calculation algorithm. The indicator is defined as the theoretically optimal quantitative performance of the QSCN topology [26]. The calculation of *ITS communication bound* is inspired by the linear programming algorithm.
- In order to verify the validity and necessity of the

Q. Li, Y. Wang, H. Mao, J. Yao and Q. Han are with the School of Computer Science and Technology, Harbin Institute of Technology, Harbin, China (e-mail: qiongli@hit.edu.cn).

proposed analytical model and performance indicator, a typical topology planning task based on the existing topologies of SECOQC network [16] and Tokyo network [14] is designed and analyzed. The experimental results demonstrate the advantages of F-QSCN analytical model and *ITS communication bound*.

The remaining parts of this paper are organized as follows. In Section II, some related works are introduced. In Section III, the F-QSCN analytical model is presented in details. Based on the F-QSCN analytical model, a unique QSCN performance indicator and the corresponding linear programming based calculation algorithm are proposed in Section IV. In Section V, the experiments of topology evaluation based on the F-QSCN analytical model are designed, and the results are analyzed. In Section VI, some conclusions are drawn.

II. RELATED WORKS

In this section, some related works are reviewed and analyzed. Except for the construction modes, application modes and architecture models of QSCN, the generic MFP, which is usually used for the task allocation, is introduced as one of the theoretical basis of F-QSCN analytical model.

A. The Construction Modes of QSCN

The construction modes used in the existing QSCNs are mainly divided into three categories: optical switching, quantum relay and trusted relay [27]–[30]. Since the optical switching device cannot break the scale limitation [31] and the core technique of quantum relay is still far from mature [32], the trusted relay is the most common construction mode at present.

B. The Application Modes of QSCN

The application modes used in the existing QSCNs mainly include key-by-key (also called as key relay) [21] and data-by-data (also called as hop-by-hop) [22], where the main difference is how the communication is established. The key-by-key mode, used in the Tokyo network [14], can retain the classical network protocol as much as possible. However, in this mode, the number of key pools configured for each communication node is proportional to the number of potential communication parties. It leads to a huge memory pressure which is intolerable in a large-scale QSCN. The number of key pools for each node is only related to the degree of the node [33] in the data-by-data mode, which was used in the SECOQC network [34]. It can greatly reduce the memory pressure and then enhance the availability of a large-scale QSCN. Therefore, the data-by-data is the more appropriate application mode at present.

C. The Architecture Models of QSCN

Compared to the traditional communication network, the main difference of QSCN is that its secure communication process between the E2E communication parties needs to consume the quantum keys generated by the P2P links. Therefore, the two-layers architecture model of QSCN is proposed in our previous work [7], which is shown in Fig. 1. In the model, the

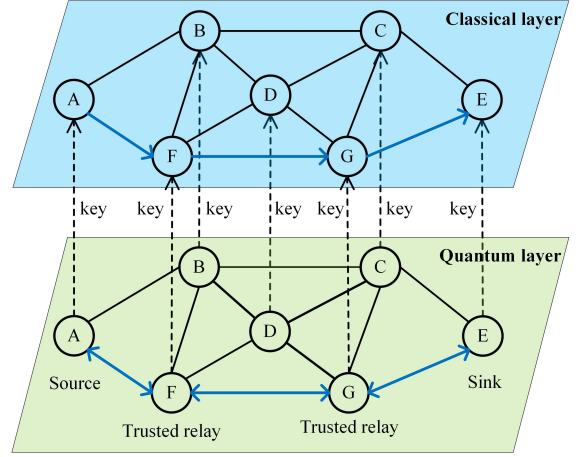


Fig. 1. Two-layers architecture model of QSCN [7]

E2E secure communication and P2P key generation proceed in the classical layer and the quantum layer, respectively.

Because the P2P key generation capability of QKD device is extremely limited by the length of quantum channel [35], [36] and is markedly lower than the capacity of the classical channel [37], the performance of QSCN is determined by the matching degree between the communication demand and key generation capability. Referring to our previous work [7], the P2P key generation capability of quantum layer can be obtained according to the common calculation method for the secure key rate of QKD device, such as the GLLP theory [38], [39] and the universal composable framework [40]. Assuming that the double decoy state protocol is adopted in QSCN, considering the use of Chernoff bound [41] to estimate the finite code length effect [42], [43], the key generation capability can be calculated as (1),

$$R_{key} = \max \{f_{req} R_L, 0\}, \quad (1)$$

where R_L represents the lower bound of the key generation capability for a photon, calculated as (2),

$$R_L = -qQ_{\mu}f_{ec}H(E_{\mu}) + qQ_1^L[1 - H(e_1^U)]. \quad (2)$$

The specific description of the relevant parameters in (2) can be found in our previous work [7].

D. The Generic Maximum-Flow Problem

Let $G = (V, E)$ be a directed graph with node set V and edge set E . The graph $G = (V, E)$ is a flow network [44] if it has two distinguished nodes, a source $s \in V$, a sink $t \in V$, and a positive real-valued capacity $c(u, v)$ for each edge $(u, v) \in E$.

Definition 1: A traffic flow f on G is a nonnegative function, ranging over all edges $(u, v) \in E$, satisfying the following constraints [45]:

(i) Capacity constraint

$$f(u, v) \leq c(u, v), \forall (u, v) \in E. \quad (3)$$

(ii) Flow conservation

$$\sum_{v \in V} f(u, v) - \sum_{v \in V} f(v, u) = 0, \forall u \in V - \{s, t\}. \quad (4)$$

The value of *traffic flow*, $\llbracket f \rrbracket$, is the total difference between the flows into the sink t and the flows out of it [46], i.e.,

$$\llbracket f \rrbracket = \sum_{u \in V} [f(u, t) - f(t, u)]. \quad (5)$$

The MFP aims to compute the maximum value of $\llbracket f \rrbracket$ for a given network, and it is commonly discussed in the fields of the task assignment, the logistics network, the urban planning, and so on.

With regard to a communication network, there are usually multiple communication pairs concurrently, in the form of calls or connections [47]. Therefore, the performance evaluation of a communication network is much more complicated than the MFP solving. The classical solving algorithms for MFP, such as Ford-Fulkerson [48] and Edmonds-Karp [49], cannot be directly applied.

III. FLOW-BASED ANALYTICAL MODEL

With the increase of the coverage and complexity of existing QSCNs, it is urgent to design an effective model for the functional verification, quality assurance, expense control, cycle shorten, etc. In this section, a flow-based analytical model is proposed. The “flow” does not mean the generic *traffic flow*, but the *QSCN flow*, which will be discussed in III-C.

By abstracting the communication party and trusted relay as node, communication link as edge, and the amount of traffic as *QSCN flow*, the definition of QSCN is given below.

Definition 2: A QSCN is modeled as a graph $G = (V, E, F)$, where V , E and F are the sets of nodes, edges, and QSCN flows respectively.

A. Node Attributes

As a communication network, the most important task of QSCN is to satisfy the communication demand between node pairs. The concept of *connection* is used to mathematically describe the communication demand.

Definition 3: In the QSCN $G = (V, E, F)$, a connection $k_{ij} = (s_i, t_j)$ ($s_i \in V, t_j \in V$) indicates the communication demand between the node pair (s_i, t_j) [50], where s_i is a source and t_j is a sink.

Let $K = \{(s_i, t_j) | s_i \in V, t_j \in V\}$ denote the all desired *connections* in the QSCN. In general, the number of keys consumed by the communication demand is determined by the communication demand and the key consumption ratio. The node attributes are illustrated in Table I.

TABLE I
ATTRIBUTES OF NODE s_i

Attributes	Symbol	Value
Communication demand	$d(s_i, t_j)$	$[0, +\infty)$
Key consumption ratio	$\beta(s_i, t_j)$	$[0, 1]$

Communication demand $d(s_i, t_j)$ means the average communication rate required by the *connection* (s_i, t_j) . Moreover, the communication demand of the node s_i is denoted by $d(s_i) = \{d(s_i, t_j) | t_j \in V\}$.

Key consumption ratio $\beta(s_i, t_j)$ means the ratio of the key length to the plaintext length in the adopted encryption algorithm. In particular, when the value of $\beta(s_i, t_j)$ is 1, it means that the one-time-pad (OTP) algorithm [51] is adopted to achieve the ITS secure communication. When the value of $\beta(s_i, t_j)$ is 0, it means that the adopted encryption algorithm does not require the keys generated by QKD devices. Accordingly, the key consumption ratio of the node s_i is denoted by $\beta(s_i) = \{\beta(s_i, t_j) | t_j \in V\}$.

B. Edge Attributes

For a given channel, since there always exist upstream and downstream communication sharing the channel bandwidth [52], the edge in the QSCN is considered to be undirected. The undirected edge formed by connecting node $u_m \in V$ and $v_n \in V$ is denoted as $(u_m, v_n) \in E$.

The main peculiarity of QSCN lies on the fact that the key generation process requires the participation of quantum channel and the key generation rate is very limited by the length of quantum channel. In order to mathematically describe this characteristic, several important attributes of edge are extracted. Their symbol representations and value ranges are shown in Table II.

TABLE II
ATTRIBUTES OF EDGE (u_m, v_n)

Attributes	Symbol	Value
Classical channel capacity	$c(u_m, v_n)$	$[0, +\infty)$
Key generation capability	$r(u_m, v_n)$	$[0, +\infty)$

Classical channel capacity $c(u_m, v_n)$ represents the capability of classical channel to transmit information. In particular, when the $c(u_m, v_n)$ is 0, there is not a classical channel on the edge (u_m, v_n) , resulting in the infeasibility of the secure communication process. Meanwhile, because the classical channel is indispensable to transmit supplementary information in the key generation process [53], the key generation process also cannot proceed on this edge.

Key generation capability $r(u_m, v_n)$ is related to the parameters of the QKD device configured on the edge (u_m, v_n) . Suppose DVQKD devices are configured, according to (1), the key generation capability of the edge (u_m, v_n) is calculated as (6),

$$r(u, v) = \begin{cases} R_{key}, & c(u_m, v_n) \neq 0 \\ 0, & c(u_m, v_n) = 0. \end{cases} \quad (6)$$

C. Flow Conditions

Although the concept of *traffic flow* is referred in this work, the flow in QSCN has many unique features due to the obvious difference between QSCN and generic flow network. For example, there exist many connections, the edge

is undirected and owns two types of capacities.

Definition 4: In the QSCN $G = (V, E, F)$, a QSCN flow $f \in F$ is a nonnegative function ranging over all connections $(s_i, t_j) \in K$ and all edges $(u_m, v_n) \in E$, which is represented by the symbol $f(s_i, t_j, u_m, v_n)$.

Obviously, the QSCN flow set F can be rewritten as $F = \{f(s_i, t_j, u_m, v_n) | (s_i, t_j) \in K, (u_m, v_n) \in E\}$. Since the secure transmission process is organized in packets, the value of $f(s_i, t_j, u_m, v_n)$ must be the integer multiples of the packet size P , which is given as (7),

$$\frac{f(s_i, t_j, u_m, v_n)}{P} \in N, \forall (u_m, v_n) \in E, \forall (s_i, t_j) \in K, \quad (7)$$

where N is the set of natural numbers.

In particular, when the value of $f(s_i, t_j, u_m, v_n)$ is 0, it means that there is no flow of the connection (s_i, t_j) on the edge (u_m, v_n) . In addition, due to the secure communication process is directed, $f(s_i, t_j, u_m, v_n)$ is considered to be a directed flow. Therefore, $f(s_i, t_j, u_m, v_n)$ and $f(s_i, t_j, v_n, u_m)$ are different. The special conditions of QSCN flow are analyzed as below.

(i) *Capacity constraint*

- For all $(u_m, v_n) \in E$, the total flow on the edge (u_m, v_n) and its reverse edge (v_n, u_m) must be non-negative and less than or equal to its classical channel capacity. In addition, as an undirected graph, classical channel capacity is shared by upstream and downstream flows. So (8) should be satisfied.

$$0 \leq \sum_{(s_i, t_j) \in K} [f(s_i, t_j, u_m, v_n) + f(s_i, t_j, v_n, u_m)] \leq c(u_m, v_n), \forall (u_m, v_n) \in E. \quad (8)$$

- For all $(u_m, v_n) \in E$, the total key consumption on the edge (u_m, v_n) and its reverse edge (v_n, u_m) must be non-negative and less than or equal to its key generation capability. Considering the key consumption ratio $\beta(s_i, t_j)$, the relationship between the total flow on the edge (u_m, v_n) and its reverse edge (v_n, u_m) is given as (9),

$$0 \leq \sum_{(s_i, t_j) \in K} \beta(s_i, t_j) [f(s_i, t_j, u_m, v_n) + f(s_i, t_j, v_n, u_m)] \leq r(u_m, v_n), \forall (u_m, v_n) \in E, \quad (9)$$

(ii) *Flow conservation*

- For all connections $(s_i, t_j) \in K$ and all of the non-source and non-sink nodes $u_m \in V - \{s_i, t_j\}$, the total flows into the node u_m must equal to the total flows out of it, i.e.,

$$\sum_{v_n \in V} f(s_i, t_j, u_m, v_n) - \sum_{v_n \in V} f(s_i, t_j, v_n, u_m) = 0, \quad \forall u_m \neq s_i, t_j, \forall (s_i, t_j) \in K. \quad (10)$$

As the theoretical foundation of topology evaluation and design, routing protocol evaluation and design, QKD devices selection, expense control, the F-QSCN analytical model can not only be used for the construction of a new QSCN, but also for the optimization of the existing QSCNs.

IV. F-QSCN BASED TOPOLOGY EVALUATION

To construct a high performance QSCN, designing a precise topology evaluation scheme is one of the most important tasks. Based on the F-QSCN analytical model, the research on QSCN topology evaluation is conducted. Firstly, the *ITS communication bound* indicator is designed to describe the quality of QSCN topology mathematically. In addition, a linear programming based calculation algorithm is proposed to obtain the quantitative quality.

A. The Description of Topology Quality

For the sake of eliminating the influence of encryption algorithm on topology evaluation, the OTP algorithm [51], which can provide ITS communication service, is adopted in this section. In other words, for all $(s_i, t_j) \in K$, the value of $\beta(s_i, t_j)$ is set to 1. The quality of QSCN topology is measured by the proposed performance indicator, *ITS communication bound*.

Definition 5: For a QSCN with the given topology, the *ITS communication bound* is defined as the theoretically optimal flow assignment to achieve the maximal satisfaction degree for all connections in K .

Similar to the *traffic flow*, the actual value of a QSCN flow f of a given connection (s_i, t_j) , $\llbracket f(s_i, t_j) \rrbracket$, is the total difference between the flows into the sink t_j and the flows out of it, which is represented as (11),

$$\llbracket f(s_i, t_j) \rrbracket = \sum_{u_m \in V, v_n = t_j} [f(s_i, t_j, u_m, v_n) - f(s_i, t_j, v_n, u_m)]. \quad (11)$$

Let symbol $M(s_i, t_j)$ represent the satisfaction degree for the given connection (s_i, t_j) , which means the ratio of the actual value of QSCN flow to the communication demand, i.e.,

$$M(s_i, t_j) = \frac{\llbracket f(s_i, t_j) \rrbracket}{d(s_i, t_j)}. \quad (12)$$

$M(s_i, t_j) \geq 1$ means that the communication demand is satisfied, otherwise it is not satisfied. Accordingly, the *ITS communication bound* B is defined as (13a),

$$B = \max_F \rho, \quad (13a)$$

$$\rho = \min_{(s_i, t_j) \in K} M(s_i, t_j), \quad (13b)$$

where ρ is the worst satisfaction degree of all connections.

Obviously, the communication demands of all connections are satisfied only when the value of B is greater than 1. The larger value of B means the higher satisfaction degree. Even more noteworthy is that, the gap between the simulation

$$\max_X \quad \rho \quad (17a)$$

$$\text{s.t.} \quad 0 \leq \sum_{(s_i, t_j) \in K} x(s_i, t_j, u_m, v_n) + \sum_{(s_i, t_j) \in K} x(s_i, t_j, v_n, u_m) \leq \frac{c(u_m, v_n)}{P}, \forall (u_m, v_n) \in E, \quad (17b)$$

$$0 \leq \sum_{(s_i, t_j) \in K} x(s_i, t_j, u_m, v_n) + \sum_{(s_i, t_j) \in K} x(s_i, t_j, v_n, u_m) \leq \frac{r(u_m, v_n)}{P}, \forall (u_m, v_n) \in E, \quad (17c)$$

$$\sum_{v_n \in V} x(s_i, t_j, u_m, v_n) - \sum_{v_n \in V} x(s_i, t_j, v_n, u_m) = 0, \forall u_m \neq s_i, t_j, \forall (s_i, t_j) \in K, \quad (17d)$$

$$\frac{\rho}{P} - \frac{\sum_{u_m \in V, v_n = t_j} [x(s_i, t_j, u_m, v_n) - x(s_i, t_j, v_n, u_m)]}{d(s_i, t_j)} \leq 0, \forall (s_i, t_j) \in K, \quad (17e)$$

$$x(s_i, t_j, u_m, v_n) \in N, \forall (u_m, v_n) \in E, \forall (s_i, t_j) \in K, \quad (17f)$$

$$\rho \in R_0^+. \quad (17g)$$

performance of a QSCN with specific network protocols and the *ITS communication bound* of this QSCN can be used to evaluate the performance of the network protocols.

B. The Calculation of Topology Quality

To calculate the indicator B , it is necessary to explore the optimal assignment of the QSCN flows, which is defined as multi-connection flow problem (MCFP) in this paper. Although the MCFP seems to be a combination of several MFPs, the solutions of MFP fail to work due to the interaction among multiple MFPs [54].

According to the definition of QSCN flow, the flow must satisfy the capacity constraint and the flow conservation. Therefore, the MCFP can be formulated as (14),

$$\max_F \quad \min_{(s_i, t_j) \in K} \frac{\sum_{u_m \in V, v_n = t_j} [f(s_i, t_j, u_m, v_n) - f(s_i, t_j, v_n, u_m)]}{d(s_i, t_j)}, \quad (14a)$$

$$\text{s.t.} \quad (8), (9), (10), (7). \quad (14b)$$

In (14), $F = \{f(s_i, t_j, u_m, v_n) | (s_i, t_j) \in K, (u_m, v_n) \in E\}$ are the set of decision variables. The formulation is very similar to that of the linear programming problem. However, due to the issues of non-linear objective function and non-standard data type of the decision variables, the MCFP is not a standard linear programming problem, leading to the solving difficulty. In order to transform this problem into a standard linear programming, the original decision variable $f(s_i, t_j, u_m, v_n)$ is converted into a new variable $x(s_i, t_j, u_m, v_n)$ by (15),

$$x(s_i, t_j, u_m, v_n) = \frac{f(s_i, t_j, u_m, v_n)}{P}. \quad (15)$$

Therefore, the $X = \{x(s_i, t_j, u_m, v_n) | (s_i, t_j) \in K, (u_m, v_n) \in E\}$ becomes the new set of decision variables. In addition, the original objective function is replaced by a new objective function ρ , by adding the ρ as a new decision variable and

adding two constraint conditions of ρ , which are shown as (16),

$$\frac{\rho}{P} - \frac{\sum_{u_m \in V, v_n = t_j} [x(s_i, t_j, u_m, v_n) - x(s_i, t_j, v_n, u_m)]}{d(s_i, t_j)} \leq 0, \forall (s_i, t_j) \in K, \quad (16a)$$

$$\rho \in R_0^+, \quad (16b)$$

where R_0^+ is the set of nonnegative real numbers.

According to the above operations, the MCFP is transformed into an equivalent standard mixed integer linear programming problem (MILP), which is formulated as (17).

In order to solve this MILP, a linear programming solver [55] Gurobi [56], is adopted. In the formulation, $r(u_m, v_n)$ represents the key generation capability of QKD device. It is worth to mention that all kinds of existing QKD devices can be adopted in the QSCN, the corresponding topology quality will be obtained just by changing the calculation of $r(u_m, v_n)$.

V. EXPERIMENTAL RESULTS AND ANALYSIS

A. Experiment Design

In order to fully verify the validity and necessity of the proposed analytical model and performance indicator, two existing QSCN topologies, SECOQC network and Tokyo network, shown in Fig. 2 and Fig. 3, are selected in the experiment of topology evaluation.

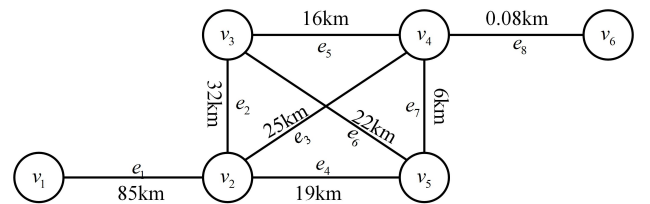


Fig. 2. Topology of the SECOQC network [7]

In addition, in order to compare with the simulation performance of the literature [7], the same packet size $P = 500$ byte

TABLE III
PARAMETERS OF QKD DEVICES [7]

f_{req}	q	α	η_{Bob}	e_{det}	μ	v	ϕ	Y_0	e_0	f_{ec}	N_μ	N_v	N_ϕ	ζ
1 GHz	0.9	0.2 db/km	0.1	0.01	0.4	0.1	0	2.1E-5	0.5	1.15	1.6E10	2E9	2E9	5.73E-7

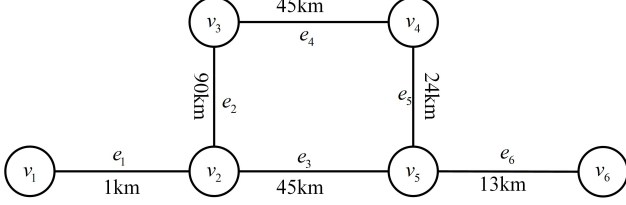


Fig. 3. Topology of the Tokyo network

and the same parameters of QKD device shown in Table III are adopted in the experiment.

Moreover, the same communication scenario is considered, where the communication demands between any two different nodes are set to be the same. That is to say

$$K = \{(s_i, t_j) | s_i \in V, t_j \in V, s_i \neq t_j\}, \quad (18a)$$

$$d(s_i, t_j) = \begin{cases} d, & (s_i, t_j) \in K, \\ 0, & (s_i, t_j) \notin K. \end{cases} \quad (18b)$$

Considering the classical optical fiber communication technology has reached a quite high-level [57], [58], the classical channel capacities of all edges are set as 100 Mbps, i.e.,

$$c(u_m, v_n) = 100\text{Mbps}, \forall (u_m, v_n) \in E. \quad (19)$$

B. Topology Evaluation

In the network topology planning, it is a typical task to find out how to enhance the network performance effectively by adding just one device to the existing topology. In the context of QSCN, the equivalent task is to find out how to enhance the QSCN performance effectively by adding a QKD device to an existing QSCN topology. When the new QKD device is placed, a modified topology is actually formed.

As we all know, the key generation process relies on the optical fiber. Therefore, the QKD device can function only by placed on the existing edge. In addition, adding a QKD device to the edge (u_m, v_n) means the increase of the key generation capability of this edge and its reverse edge, $r(u_m, v_n)$ and $r(v_n, u_m)$.

In order to find out the best placement scheme, a QKD device is placed at all possible edges of SECOQC network respectively to form 8 modified topologies. To quantitatively evaluate different placement schemes, the *ITS communication bound* of the original SECOQC topology and 8 modified SECOQC topologies are calculated, as shown in Table IV.

As seen from the Table IV, only when the QKD device is placed on the edge e_1 , the *ITS communication bound* is increased and the communication demand is switched from unsatisfied to satisfied. That is to say, the edge e_1 is the

TABLE IV
PERFORMANCE COMPARISON OF THE ORIGINAL SECOQC TOPOLOGY AND MODIFIED SECOQC TOPOLOGIES ($d = 50\text{Kbps}$)

Placement	none	e_1	e_2	e_3	e_4	e_5	e_6	e_7	e_8
Bound	0.96	1.92	0.96	0.96	0.96	0.96	0.96	0.96	0.96

bottleneck edge in the topology of SECOQC network, which is consistent with the simulation results in the literature [7]. From the topology in Fig. 2, it can be seen that the length of the edge e_1 is 85 kilometers, which is markedly longer than other edges, leading to its poor key generation capability. However, as a “bridge” [59] in the topology, the traffic of edge e_1 is heavy. Therefore, the validity of the F-QSCN analytical model and the *ITS communication bound* indicator are verified.

Considering the conclusion of e_1 is located as the bottleneck edge in the topology of SECOQC network seems a trivial solution, another experiment based on the topology of Tokyo network is designed to further verify the necessity of the proposed analytical model and indicator. For the same topology planning task, the results of *ITS communication bounds* of the original Tokyo topology and 6 possible modified Tokyo topologies are calculated as shown in Table V.

TABLE V
PERFORMANCE COMPARISON OF THE ORIGINAL TOKYO TOPOLOGY AND MODIFIED TOKYO TOPOLOGIES ($d = 500\text{Kbps}$)

Placement	none	e_1	e_2	e_3	e_4	e_5	e_6
Bound	0.92	0.92	0.992	0.92	1.296	0.92	0.92

As seen from the Table V, when the QKD device is placed on the edge e_2 or the edge e_4 , the *ITS communication bound* is improved. In addition, only when the QKD device is placed on the edge e_4 , the communication demand can be satisfied. This conclusion cannot be intuitively inferred or directly obtained through simulation. The necessity of the F-QSCN analytical model and the *ITS communication bound* indicator are verified.

VI. CONCLUSIONS

In this paper, the analytical model of QSCN is proposed for the first time. The major contributes include: (I) The F-QSCN analytical model is proposed by modeling a QSCN as a graph with nodes, edges and *QSCN flows*; (II) Based on the F-QSCN analytical model, a unique QSCN performance indicator is proposed and the corresponding linear programming based calculation algorithm is designed; (III) The validity and necessity of the proposed analytical model and the performance

indicator are verified through the subtly designed experiments on typical topology planning task. We will continue to study the topology design, the routing protocol design, and etc. of QSCN in our future work. Through this study, we try to explore a new possibility on the research of QSCN and promote the developing process of QSCN technology.

ACKNOWLEDGMENT

This work is supported by the Space Science and Technology Advance Research Joint Funds (6141B06110105), National Natural Science Foundation of China (Grant Number: 61771168, 61702224).

REFERENCES

- [1] H.-L. Yin, T.-Y. Chen, Z.-W. Yu, H. Liu, L.-X. You, Y.-H. Zhou, S.-J. Chen, Y. Mao, M.-Q. Huang, W.-J. Zhang *et al.*, "Measurement-device-independent quantum key distribution over a 404 km optical fiber," *Physical review letters*, vol. 117, no. 19, p. 190501, 2016.
- [2] S.-K. Liao, W.-Q. Cai, W.-Y. Liu, L. Zhang, Y. Li, J.-G. Ren, J. Yin, Q. Shen, Y. Cao, Z.-P. Li *et al.*, "Satellite-to-ground quantum key distribution," *Nature*, vol. 549, no. 7670, p. 43, 2017.
- [3] Z. Yuan, A. Plews, R. Takahashi, K. Doi, W. Tam, A. Sharpe, A. Dixon, E. Lavelle, J. Dynes, A. Murakami *et al.*, "10-mb/s quantum key distribution," *Journal of Lightwave Technology*, vol. 36, no. 16, pp. 3427–3433, 2018.
- [4] Y. Zhang, Z. Li, Z. Chen, C. Weedbrook, Y. Zhao, X. Wang, Y. Huang, C. Xu, X. Zhang, Z. Wang *et al.*, "Continuous-variable qkd over 50 km commercial fiber," *Quantum Science and Technology*, vol. 4, no. 3, p. 035006, 2019.
- [5] C. H. Bennett and G. Brassard, "Quantum cryptography: public key distribution and coin tossing," *Theor. Comput. Sci.*, vol. 560, no. 12, pp. 7–11, 2014.
- [6] M. F. Tüysüz and H. A. Mantar, "A local estimation of node quantity and channel density for voip applications over ieee 802.11 e wlans," in *ICIMU 2011: Proceedings of the 5th international Conference on Information Technology & Multimedia*. IEEE, 2011, pp. 1–5.
- [7] Y. Wang, Q. Li, Q. Han, and Y. Wang, "Modeling and simulation of practical quantum secure communication network," *arXiv preprint arXiv:1904.10710*, 2019.
- [8] C. Elliott, A. Colvin, D. Pearson, O. Pikalo, J. Schlafer, and H. Yeh, "Current status of the darpa quantum network," in *Quantum Information and computation III*, vol. 5815. International Society for Optics and Photonics, 2005, pp. 138–149.
- [9] C. Elliott and H. Yeh, "Darpa quantum network testbed," BBN TECHNOLOGIES CAMBRIDGE MA, Tech. Rep., 2007.
- [10] A. Poppe, M. Peev, and O. Maurhart, "Outline of the secoqc quantum-key-distribution network in vienna," *International Journal of Quantum Information*, vol. 6, no. 02, pp. 209–218, 2008.
- [11] R. Alleaume, F. Roueff, E. Diamanti, and N. Lütkenhaus, "Topological optimization of quantum key distribution networks," *New Journal of Physics*, vol. 11, no. 7, p. 075002, 2009.
- [12] M. Fujiwara, H. Ishizuka, S. Miki, T. Yamashita, Z. Wang, A. Tanaka, K. Yoshino, Y. Nambu, S. Takahashi, A. Tajima *et al.*, "Field demonstration of quantum key distribution in the tokyo qkd network," in *International Quantum Electronics Conference*. Optical Society of America, 2011, p. I403.
- [13] S.-K. Liao, W.-Q. Cai, J. Handsteiner, B. Liu, J. Yin, L. Zhang, D. Rauch, M. Fink, J.-G. Ren, W.-Y. Liu *et al.*, "Satellite-relayed intercontinental quantum network," *Physical review letters*, vol. 120, no. 3, p. 030501, 2018.
- [14] M. Sasaki, M. Fujiwara, H. Ishizuka, W. Klaus, K. Wakui, M. Takeoka, S. Miki, T. Yamashita, Z. Wang, A. Tanaka *et al.*, "Field test of quantum key distribution in the tokyo qkd network," *Optics express*, vol. 19, no. 11, pp. 10387–10409, 2011.
- [15] M. Razavi, *An Introduction to Quantum Communications Networks*, ser. 2053-2571. Morgan & Claypool Publishers, 2018. [Online]. Available: <http://dx.doi.org/10.1088/978-1-6817-4653-1>
- [16] M. Peev, C. Pacher, R. Alléaume, C. Barreiro, J. Bouda, W. Boxleitner, T. Debuisschert, E. Diamanti, M. Dianati, J. Dynes *et al.*, "The secoqc quantum key distribution network in vienna," *New Journal of Physics*, vol. 11, no. 7, p. 075001, 2009.
- [17] M. Dianati, R. Alléaume, M. Gagnaire, and X. Shen, "Architecture and protocols of the future european quantum key distribution network," *Security and Communication Networks*, vol. 1, no. 1, pp. 57–74, 2008.
- [18] E. Diamanti, H.-K. Lo, B. Qi, and Z. Yuan, "Practical challenges in quantum key distribution," *npj Quantum Information*, vol. 2, p. 16025, 2016.
- [19] O. Maurhart, C. Pacher, A. Happe, T. Lor, C. Tamas, A. Poppe, and M. Peev, "New release of an open source qkd software: design and implementation of new algorithms, modularization and integration with ipsec," in *Proc. Qcrypt*. Citeseer, 2013.
- [20] Q. Han, L. Yu, W. Zheng, N. Cheng, and X. Niu, "A novel qkd network routing algorithm based on optical-path-switching," *Journal of Information Hiding and Multimedia Signal Processing*, vol. 5, no. 1, pp. 13–19, 2014.
- [21] C. Yang, H. Zhang, and J. Su, "The qkd network: model and routing scheme," *Journal of Modern Optics*, vol. 64, no. 21, pp. 2350–2362, 2017.
- [22] M. Mehic, O. Maurhart, S. Rass, and M. Voznak, "Implementation of quantum key distribution network simulation module in the network simulator ns-3," *Quantum Information Processing*, vol. 16, no. 10, p. 253, 2017.
- [23] T. R. Henderson, M. Lacage, G. F. Riley, C. Dowell, and J. Kopena, "Network simulations with the ns-3 simulator," *SIGCOMM demonstration*, vol. 14, no. 14, p. 527, 2008.
- [24] A. Schrijver, "On the history of the transportation and maximum flow problems," *Mathematical Programming*, vol. 91, no. 3, pp. 437–445, 2002.
- [25] S. Han, Z. Peng, and S. Wang, "The maximum flow problem of uncertain network," *Information Sciences*, vol. 265, pp. 167–175, 2014.
- [26] K. L. Calvert, M. B. Doar, and E. W. Zegura, "Modeling internet topology," *IEEE Communications magazine*, vol. 35, no. 6, pp. 160–163, 1997.
- [27] P. D. Townsend, "Quantum cryptography on multiuser optical fibre networks," *Nature*, vol. 385, no. 6611, p. 47, 1997.
- [28] P. D. Kumavor, A. C. Beal, S. Yelin, E. Donkor, and B. C. Wang, "Comparison of four multi-user quantum key distribution schemes over passive optical networks," *Journal of lightwave technology*, vol. 23, no. 1, p. 268, 2005.
- [29] L. Ma, H. Xu, and X. Tang, "Polarization recovery and auto-compensation in quantum key distribution network," in *Quantum Communications and Quantum Imaging IV*, vol. 6305. International Society for Optics and Photonics, 2006, p. 630513.
- [30] R. Alleaume, M. Riguidel, H. Weinfurter, N. Gisin, P. Grangier, M. Dianati, M. Godfrey, G. Ribordy, J. Rarity, M. Peev *et al.*, "Secoqc white paper on quantum key distribution and cryptography," Tech. Rep., 2007.
- [31] P. Toliver, R. J. Runser, T. E. Chapuran, J. L. Jackel, T. C. Banwell, M. S. Goodman, R. J. Hughes, C. G. Peterson, D. Derkacs, J. E. Nordholt *et al.*, "Experimental investigation of quantum key distribution through transparent optical switch elements," *IEEE Photonics Technology Letters*, vol. 15, no. 11, pp. 1669–1671, 2003.
- [32] L.-K. Chen, H.-L. Yong, P. Xu, X.-C. Yao, T. Xiang, Z.-D. Li, C. Liu, H. Lu, N.-L. Liu, L. Li *et al.*, "Experimental nested purification for a linear optical quantum repeater," *Nature Photonics*, vol. 11, no. 11, p. 695, 2017.
- [33] C. Bettstetter, "On the minimum node degree and connectivity of a wireless multihop network," in *Proceedings of the 3rd ACM international symposium on Mobile ad hoc networking & computing*. ACM, 2002, pp. 80–91.
- [34] M. Dianati and R. Alléaume, "Architecture of the secoqc quantum key distribution network," in *Quantum, Nano, and Micro Technologies, 2007. ICQNM'07. First International Conference on*. IEEE, 2007, pp. 13–13.
- [35] Q. Li, X. Wen, H. Mao, and X. Wen, "An improved multidimensional reconciliation algorithm for continuous-variable quantum key distribution," *Quantum Information Processing*, vol. 18, no. 1, p. 25, 2019.
- [36] H. Mao, Q. Li, Q. Han, and H. Guo, "High-throughput and low-cost ldpc reconciliation for quantum key distribution," *Quantum Information Processing*, vol. 18, no. 7, p. 232, 2019.
- [37] Q. Li, B.-Z. Yan, H.-K. Mao, X.-F. Xue, Q. Han, and H. Guo, "High-speed and adaptive fpga-based privacy amplification in quantum key distribution," *IEEE Access*, vol. 7, pp. 21482–21490, 2019.
- [38] D. Gottesman, H.-K. Lo, N. Lutkenhaus, and J. Preskill, "Security of quantum key distribution with imperfect devices," in *Information Theory, 2004. ISIT 2004. Proceedings. International Symposium on*. IEEE, 2004, p. 136.
- [39] Q. Li, Q. Zhao, D. Le, and X. Niu, "Study on the security of the authentication scheme with key recycling in qkd," *Quantum Information Processing*, vol. 15, no. 9, pp. 3815–3831, 2016.

- [40] A. Leverrier, "Composable security proof for continuous-variable quantum key distribution with coherent states," *Physical review letters*, vol. 114, no. 7, p. 070501, 2015.
- [41] M. Curty, F. Xu, W. Cui, C. C. W. Lim, K. Tamaki, and H.-K. Lo, "Finite-key analysis for measurement-device-independent quantum key distribution," *Nature communications*, vol. 5, p. 3732, 2014.
- [42] X. Ma, B. Qi, Y. Zhao, and H.-K. Lo, "Practical decoy state for quantum key distribution," *Physical Review A*, vol. 72, no. 1, p. 012326, 2005.
- [43] X. Ma, C.-H. F. Fung, and M. Razavi, "Statistical fluctuation analysis for measurement-device-independent quantum key distribution," *Physical Review A*, vol. 86, no. 5, p. 052305, 2012.
- [44] A. V. Goldberg, É. Tardos, and R. E. Tarjan, "Network flow algorithms," PRINCETON UNIV NJ DEPT OF COMPUTER SCIENCE, Tech. Rep., 1989.
- [45] T. H. Cormen, C. E. Leiserson, R. L. Rivest, and C. Stein, *Introduction to algorithms*. MIT press, 2009.
- [46] A. V. Goldberg and R. E. Tarjan, "A new approach to the maximum-flow problem," *Journal of the ACM (JACM)*, vol. 35, no. 4, pp. 921–940, 1988.
- [47] N. Brownlee, C. Mills, and G. Ruth, "Rfc 2722: Traffic flow measurement: Architecture," *IETF, Tech. Rep.*, 1999.
- [48] L. R. Ford and D. R. Fulkerson, "Maximal flow through a network," in *Classic papers in combinatorics*. Springer, 2009, pp. 243–248.
- [49] J. Edmonds and R. M. Karp, "Theoretical improvements in algorithmic efficiency for network flow problems," *Journal of the ACM (JACM)*, vol. 19, no. 2, pp. 248–264, 1972.
- [50] K. Cai and P. Fan, "Link decomposition of network coding," in *2006 Asia-Pacific Conference on Communications*. IEEE, 2006, pp. 1–5.
- [51] S. Watanabe, R. Matsumoto, and T. Uyematsu, "Security of quantum key distribution protocol with two-way classical communication assisted by one-time pad encryption," *arXiv preprint quant-ph/0608030*, 2006.
- [52] B. Sklar and F. J. Harris, *Digital communications: fundamentals and applications*. Prentice-hall Englewood Cliffs, NJ, 1988, vol. 2001.
- [53] Q. Li, D. Le, X. Wu, X. Niu, and H. Guo, "Efficient bit sifting scheme of post-processing in quantum key distribution," *Quantum Information Processing*, vol. 14, no. 10, pp. 3785–3811, 2015.
- [54] W. Dai, X. Sun, and S. Wandelt, "Finding feasible solutions for multi-commodity flow problems," in *2016 35th Chinese Control Conference (CCC)*. IEEE, 2016, pp. 2878–2883.
- [55] B. Meindl and M. Templ, "Analysis of commercial and free and open source solvers for linear optimization problems," *Eurostat and Statistics Netherlands within the project ESSnet on common tools and harmonised methodology for SDC in the ESS*, vol. 20, 2012.
- [56] G. Optimization, "Inc.,gurobi optimizer reference manual, 2015," 2014.
- [57] J. Hecht, "Ultrafast fibre optics set new speed record," 2011.
- [58] W. Idler, F. Buchali, L. Schmalen, E. Lach, R.-P. Braun, G. Böcherer, P. Schulte, and F. Steiner, "Field trial of a 1 tb/s super-channel network using probabilistically shaped constellations," *Journal of Lightwave Technology*, vol. 35, no. 8, pp. 1399–1406, 2017.
- [59] J. A. McHugh, *Algorithmic graph theory*. Prentice Hall Englewood Cliffs, NJ, 1990, vol. 68056.




Yaxing Wang received the B.S. degree in computer science and technology from the Southwest Jiaotong University in 2015. She is currently pursuing the Ph.D. degree in cyberspace security with the School of Computer Science and Technology, Harbin Institute of Technology, Harbin, China. Her research interests include quantum communication network and quantum cryptography.



Haokun Mao received the B.S. and M.S. degrees in computer science and technology from the Harbin Institute of Technology, in 2010 and 2013, respectively. He is currently pursuing the Ph.D. degree in cyberspace security with the Harbin Institute of Technology. His research interests include post processing of quantum cryptography and multimedia security.



Jiameng Yao received the B.S. degrees in computer science and technology from the Harbin Institute of Technology, in 2017. She is currently pursuing the M.S. degree in cyberspace security with the School of Computer Science and Technology, Harbin Institute of Technology, Harbin, China. Her research interests include quantum communication network and quantum cryptography.



Qiong Li received the B.S., M.S., and Ph.D. degrees in instrument science from the Harbin Institute of Technology, in 1997, 1999, and 2005 respectively. In 2015, she was a Visiting Scholar with the Electrical and Computer Engineering Department, Toronto University. Since then, she has been a Professor with the School of Computer Science and Technology, Harbin Institute of Technology. She has authored or co-authored two books, more than 50 articles, and holds more than 20 authorized patents. Moreover, she has received the third prize of army scientific

and technical progress award once, and the second prize of ministerial scientific and technical progress award once. Her research interests include post processing of quantum cryptography, quantum communication network, multimedia security, and biometrics.



Qi Han received the B.S. degree in fluid power transmission and control, the M.S. degree in instrumentation science and technology, and the Ph.D. degree in information security from the Harbin Institute of Technology, in 2002, 2004, and 2009, respectively. Since 2004, he has been an Associate Professor with the School of Computer Science and Technology, Harbin Institute of Technology. His research interests include multimedia security and signal processing.