

A Low-Memory Time-Efficient Implementation of Outermorphisms for Higher-Dimensional Geometric Algebras

Ahmad Hosny Eid

September 6, 2019

Abstract

From the beginning of David Hestenes rediscovery of geometric algebra in the 1960s, outermorphisms have been a cornerstone in the mathematical development of GA. Many important mathematical formulations in GA can be expressed as outermorphisms such as versor products, linear projection operators, and mapping between related coordinate frames. Over the last two decades, GA-based mathematical models and software implementations have been developed in many fields of science and engineering. As such, efficient implementations of outermorphisms are of significant importance within this context. This work attempts to shed some light on the problem of optimizing software implementations of outermorphisms for practical prototyping applications using geometric algebra. The approach we propose here for implementing outermorphisms requires orders of magnitude less memory compared to other common approaches, while being comparable in time performance, especially for high-dimensional geometric algebras.

Geometric Algebra, Outermorphism, Software Implementation

1 Background

In geometric algebra, the outermorphism $\overline{\mathbf{T}}$ of a linear map \mathbf{T} between two vector spaces is an extension of the linear map that acts on arbitrary multivectors of geometric algebras constructed on the two vector spaces [8]. From the beginning of the rediscovery of GA in the 1960s, outermorphisms have been a cornerstone in the development of GA. Many important mathematical formulations and operators in GA can be expressed as outermorphisms. Such formulations include the versor product, rotors, and linear projection operators, among many others [5, 12]. In addition, outermorphisms provide for a suitable approach for performing common products on multivectors within non-orthogonal coordinate frames [6].

Over the last two decade, GA have matured to enter many practical applications in science and engineering [10, 9, 1, 11, 13]. As such, computational aspects

of GA are becoming more important for investigating and prototyping mathematical and computational models based on GA mathematics. As a core part of GA, efficient implementations of outermorphisms are of significant importance in this context. Unfortunately, most optimization efforts targeting efficient GA implementations mainly focus on optimizing core products on multivectors, such as the geometric, outer, and inner products. Although the optimization of products is important, the focus on outermorphism-related computations is equally important in many practical cases, as a single outermorphism can replace several product operations on multivectors.

This work focuses on the problem of optimizing software implementations of outermorphisms for practical prototyping applications using geometric algebra. The approach we propose here for implementing outermorphisms requires orders of magnitude lower memory compared to common approaches, while being comparable in time performance. The main benefit of the approach we propose in this work appears in higher-dimensional GAs with dimensions larger than 12, where common approaches become infeasible due to large memory requirements.

This section gives the necessary background to formulate the proposed approach including the definition of GA Coordinate Frames (GACFs), the use of binary trees to represent multivectors, and the definition of outermorphisms on GACFs. Section 2 explains relevant algorithmic and implementational details of the proposed approach for efficiently mapping multivectors using outermorphisms. Section 3 illustrates the usefulness of the proposed approach using several experiments and a brief discussion of the results. Finally, section 4 provides conclusions to this work.

1.1 Geometric Algebra Coordinate Frames

In this work, a Geometric Algebra Coordinate Frame (GACF) [6] $\mathcal{F}(\mathbf{F}_1^n, \mathbf{A}_{\mathcal{F}})$ is the mathematical structure used to define computations on a geometric algebra $\mathcal{G}^{p,q,r}$ in terms of basic scalar coordinates commonly used to implement computations on a computer. The GACF framework is a reformulation and extension of the computational GA framework provided in [5] to uniformly work with orthogonal and non-orthogonal GA coordinate frames alike in practice. A GACF is completely defined using two components:

1. An ordered set of n basis vectors $\mathbf{F}_1^n = \langle f_0, f_1, \dots, f_{n-1} \rangle$ defining the dimensions of the GACF's base vector space.
2. A symmetric real bilinear form $\mathbf{B} : \mathbf{F}_1^n \times \mathbf{F}_1^n \rightarrow \mathbb{R}$, $\mathbf{B}(f_i, f_j) = \mathbf{B}(f_j, f_i) = f_i \cdot f_j$ determining the inner product of basis vectors and given by a symmetric $n \times n$ bilinear form matrix $\mathbf{A}_{\mathcal{F}} = [f_i \cdot f_j]$ called the Inner Product Matrix (IPM) of the GACF.

A GACF can be of two types: orthogonal or non-orthogonal. The IPM of an orthogonal GACF is diagonal ($f_i \cdot f_i = d_i$, $f_i \cdot f_j = 0 \forall i \neq j$) while the IPM of a non-orthogonal GACF is non-diagonal ($f_i \cdot f_j = f_j \cdot f_i = b_{ij} \exists i \neq j : b_{ij} \neq 0$). A Euclidean GACF is orthogonal with all $d_i = 1$.

We construct three additional components to serve GA computations within the GACF:

1. The ordered set of 2^n basis blades of all grades $\mathbf{F}^n = \langle F_0, F_1, \dots, F_{2^n-1} \rangle$. This set is automatically determined by the set of basis vectors \mathbf{F}_1^n . This component is independent of the metric represented by $\mathbf{A}_{\mathcal{F}}$ as they are created using the metric-independent outer product of basis vectors in \mathbf{F}_1^n :

$$\begin{aligned}
 F_i &= \prod_{\wedge} (\mathbf{F}_1^n, i) \\
 &= \begin{cases} 1 & , i = 0 \\ f_m & , i = 2^m, m \in \{0, 1, \dots, n-1\} \\ f_{i_1} \wedge f_{i_2} \wedge \dots \wedge f_{i_r} & , i = 2^{i_1} + 2^{i_2} + \dots + 2^{i_r}, \\ & i_i < i_2 < \dots < i_r \end{cases} \quad (1)
 \end{aligned}$$

2. The geometric product; a bilinear operator on multivectors $G_{\mathcal{F}} : \mathbf{F}^n \times \mathbf{F}^n \rightarrow \mathcal{G}^{p,q,r}$ defined using the geometric product of pairs of basis blades, which are generally multivectors, $G_{\mathcal{F}}(F_i, F_j) = F_i F_j = \sum_{k=0}^{2^n-1} g_k F_k$, $g_k \in \mathbb{R}$. This bilinear operator is automatically determined by the set of basis vectors \mathbf{F}_1^n and the bilinear form \mathbf{B} .
3. If the bilinear form is not orthogonal, a base orthogonal GACF $\mathcal{E}(\mathbf{E}_1^n, \mathbf{A}_{\mathcal{E}})$ of the same dimension is needed, in addition to an orthogonal Change-of-Basis Matrix (CBM) \mathbf{C} . The orthogonal CBM is used to express basis vectors of \mathcal{F} as linear combinations of basis vectors of \mathcal{E} , and defines a Change of Basis Automorphism (CBA) $\overline{\mathbf{C}}$ that can invariantly transform linear operations on multivectors between \mathcal{E} and \mathcal{F} . We can either define \mathbf{C} implicitly from the orthonormal eigen vectors of $\mathbf{A}_{\mathcal{F}}$, or the user can directly supply $\mathcal{E}(\mathbf{E}_1^n, \mathbf{A}_{\mathcal{E}})$ and \mathbf{C} to define the IPM of \mathcal{F} . The details of this component are described in [6].

Using these five components any multivector $X = \sum_{i=0}^{2^n-1} x_i F_i$, $x_i \in \mathbb{R}$ can be represented by a column vector of real coefficients $[x_i]_{\mathcal{F}}$. All common operations on multivectors are easily encoded using this framework for both orthogonal and non-orthogonal GACFs. Such operations include common bilinear products, outermorphisms, and versor transformations, as detailed in [6].

1.2 Binary Tree Representation of Multivectors

We begin from an arbitrary GACF $\mathcal{E}(\mathbf{E}_1^n, \mathbf{A}_{\mathcal{E}})$ defined on the geometric algebra $\mathcal{G}^{p,q,r}$ with $n = p + q + r$ basis vectors $\mathbf{E}_1^n = \langle e_0, e_1, \dots, e_{n-1} \rangle$. A multivector $X = \sum_{i=0}^{2^n-1} x_i E_i$ is a linear combination of basis blades E_i in \mathcal{E} . Here we use a Binary Tree Representation (BTR) of X very similar to, and inspired by, the one first proposed in [7] and later developed in [3, 4, 2]. As seen in Figure 1, the main difference lies in the ordering of basis vectors in tree levels. In [7], basis vectors are introduced in the tree starting from root to leaves in the order

e_0, e_1, \dots, e_{n-1} . In this work, however, the order is reversed $e_{n-1}, e_{n-2}, \dots, e_0$. This reversal of basis vectors order is significant for it enables the possibility of efficiently embedding smaller trees into larger ones, explained shortly, thus reusing the same tree for several related multivectors. One other difference with the approach of [7] is that some additional information are stored in tree nodes to speed-up computations on multivectors as described next.

To understand tree reuse this structure provides, assume as an example we have a Euclidean position vector $A = xe_1 + ye_2 + ze_3$ that we wish to represent as a conformal multivector $A_C = n_o + A + \frac{1}{2}A^2n_\infty$. Because the Euclidean GA multivector A is actually part of its conformal representation A_C , we can directly utilize the in-memory BTR of A without any changes as a sub-tree of the BTR of A_C . For large multivectors this organization would significantly save memory, and enables caching multivector computations for later use.

Nodes in the BTR are of two kinds: internal nodes and leaf nodes. Actual multivector data, basis blade IDs i and scalar coefficients x_i , reside in leaf nodes. Internal nodes are only used to efficiently guide calculations inside computational procedures on multivectors. A leaf node N_X essentially holds 2 pieces of information: an integer-valued basis blade ID $\text{ID}(N_X)$, and the associated scalar coefficient $\text{ScalarValue}(N_X)$; a floating-point number. An internal node N_X holds 4 pieces of information: its integer-valued tree depth $\text{TreeDepth}(N_X)$, its node ID $\text{ID}(N_X)$, and two memory references to child nodes; either of them can be null, but not both. Each internal node can have a 0-child $\text{Child}_0(N_X)$, a 1-child $\text{Child}_1(N_X)$, or both. Tree depth of an internal node is the number of tree levels under the node. The root internal node in Figure 1, for example, has a tree depth of 3, which is the same as the number of basis vectors of the GACF. In any such tree, the tree depth of internal nodes in the level just before the leaf nodes is always 1. The internal node's ID is used to compute its two child nodes' IDs. The ID of a 0-child is equal to the ID of its parent internal node. The ID of a 1-child is equal to the ID of its parent plus 2^{d-1} , where d is the tree depth of the parent internal node. Although it is always possible to compute all node IDs on-the-fly during computations, we prefer to store them inside tree nodes to save some processing time.

1.3 Outermorphisms on GACFs

In this work, we will consider outermorphisms between GACFs, not GAs, with no loss of generality. An outermorphism $\overline{\mathbf{T}} : \mathcal{E} \rightarrow \mathcal{F}$ is a linear map on multivectors defined between two GACFs $\mathcal{E}(\mathbf{E}_1^n, \mathbf{A}_\mathcal{E})$, $\mathcal{F}(\mathbf{F}_1^m, \mathbf{A}_\mathcal{F})$ where $\overline{\mathbf{T}}[A \wedge B] = \overline{\mathbf{T}}[A] \wedge \overline{\mathbf{T}}[B]$, $\overline{\mathbf{T}}[A + B] = \overline{\mathbf{T}}[A] + \overline{\mathbf{T}}[B]$, and $\overline{\mathbf{T}}[\alpha A] = \alpha \overline{\mathbf{T}}[A]$ for all multivectors A, B and scalars α . The two GACFs could represent the same GA, thus $m = n$, or two different GAs if needed. If both GACFs represent the same GA, either with similar or different basis blades, the outermorphism $\overline{\mathbf{T}}$ is a linear operator on the GA.

Because any GA is essentially a linear space with additional structure, we can fully define any linear map \mathbf{L} on multivectors if we know the effect of the map on the basis blades of the domain GACF $L_i = \mathbf{L}[E_i]$, $i = 0, 1, \dots, 2^n - 1$,

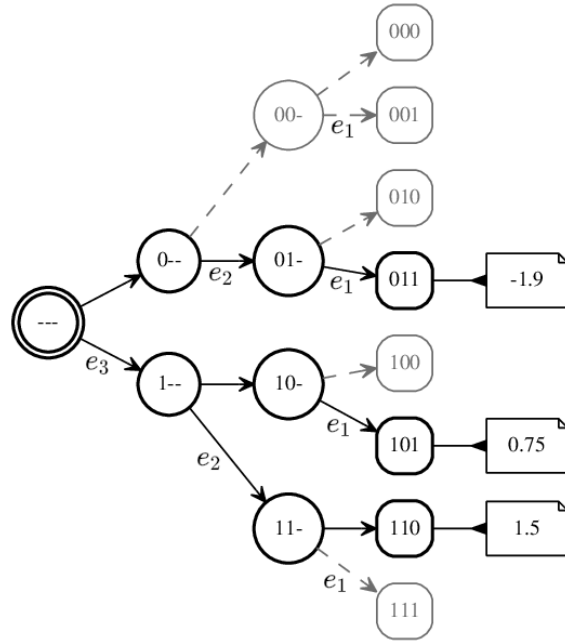


Figure 1: Example for BTR of the multivector $-1.9e_{12} + 0.75e_{13} + 1.5e_{23}$ defined on a GACF with basis vectors $\langle e_1, e_2, e_3 \rangle$. Tree nodes and edges stored in memory are denoted using black solid lines. Grey nodes and dashed edges are only shown for illustration and not stored in memory for this multivector. Node IDs and tree depths are shown inside the nodes. For example, the internal node denoted by '01-' has an ID of $(010)_2 = 2$ and a tree depth of 1, while the internal node '1--' has an ID of $(100)_2 = 4$ and a tree depth of 2.

where $L_i = \sum_{j=0}^{2^m-1} l_{i,j} F_j$ are multivectors defined as linear combinations of basis blades $\langle F_0, F_1, \dots, F_{2^m-1} \rangle$ in \mathcal{F} . This is easily extended by linearity to any multivector $X = \sum_{i=0}^{2^n-1} x_i E_i$ to compute its map $\mathbf{L}[X] = \sum_{i=0}^{2^n-1} x_i L_i$.

For an outermorphism $\overline{\mathbf{T}}$ we can fully define the map just by knowing its effect on the domain GACF basis vectors $\mathbf{t}_i = \overline{\mathbf{T}}[e_i], i = 0, 1, \dots, n-1$, where $\mathbf{t}_i = \sum_{j=0}^{m-1} t_{i,j} f_j$ are vectors exclusively defined as linear combinations of basis vectors in \mathcal{F} . To find the outermorphism $\overline{\mathbf{T}}[E_i]$ of an arbitrary basis blade $E_i = e_{i_0} \wedge e_{i_1} \wedge \dots \wedge e_{i_k}$ of grade k , we can simply use:

$$\begin{aligned}
T_i &= \overline{\mathbf{T}}[E_i] \\
&= \overline{\mathbf{T}}[e_{i_0} \wedge e_{i_1} \wedge \dots \wedge e_{i_k}] \\
&= \overline{\mathbf{T}}[e_{i_0}] \wedge \overline{\mathbf{T}}[e_{i_1}] \wedge \dots \wedge \overline{\mathbf{T}}[e_{i_k}] \\
&= \mathbf{t}_{i_0} \wedge \mathbf{t}_{i_1} \wedge \dots \wedge \mathbf{t}_{i_k}
\end{aligned} \tag{2}$$

We can then use linear extension $\overline{\mathbf{T}}[X] = \sum_{i=0}^{2^n-1} x_i T_i$ to map arbitrary multivectors as before, while noting that $T_0 = \overline{\mathbf{T}}[E_0] = \overline{\mathbf{T}}[1] = 1$ for all outermorphisms. We note from relation 2 that the outermorphism of a basis blade of grade k in \mathcal{E} is always a k -blade (a k -vector) in \mathcal{F} , which might be zero in some cases.

For each outermorphism $\overline{\mathbf{T}}$, typical software implementations pre-compute and store its mapped k -vectors $T_i = \overline{\mathbf{T}}[E_i]$ in computer memory using various forms, including a full or sparse matrix of size $2^m \times 2^n$. A related and common approach is to store T_i inside a set of $m+1$ square matrices $\{M_0, M_1, \dots, M_m\}$ where the size of M_k is $\binom{n}{k} \times \binom{n}{k}$ as described, for example, in [5] and [6]. We will designate this class of methods as Cached Basis-Mapping Methods (CBMMs). For high-dimensional GAs CBMMs are generally infeasible because of memory size constraints. For an arbitrary outermorphism operator on a 15-dimensional GA, for example, we would need at least $8 \sum_{k=0}^{15} \binom{15}{k}^2 = 1,240,940,160 \simeq 1.15$ GBytes in memory, when using double precision floating point numbers. The situation is much worse for higher-dimensional GAs, especially when several outermorphisms are needed for computations. In addition, typical multivectors are highly sparse in most practical applications, especially for higher-dimensional GAs. The use of matrices to represent outermorphisms doesn't exploit such sparsity resulting in unnecessary computational overhead when mapping sparse multivectors using outermorphisms.

In this work, we propose an alternative approach for mapping arbitrary multivectors called Online Basis-Mapping Method (OBMM). OBMM effectively overcomes memory limitations while being reasonably efficient computationally for high-dimensional GAs. The next section describes our approach in full details.

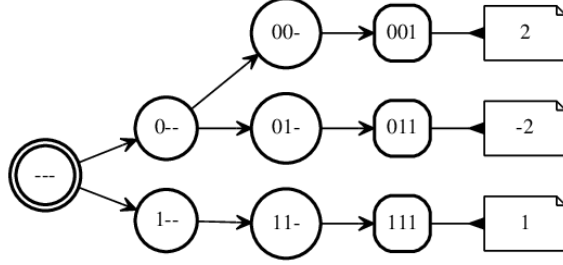


Figure 2: BTR of multivector $X = 2e_0 - 2e_{01} + e_{012}$

2 Proposed Approach

2.1 Online Basis-Mapping Method

Algorithm 1 summarizes the proposed OBMM procedure $Y \leftarrow \text{OutermorphismMap}(\{\mathbf{t}_j\}, X)$ for efficiently computing outermorphisms of multivectors. The basic idea behind OBMM is to online-compute the outermorphism $T_i = \overline{\mathbf{T}}[E_i]$ of basis blades E_i while traversing the BTR of input multivector X to exploit its sparsity, if present. Inputs to the procedure are the set of mapped basis vectors $\mathbf{t}_k = \overline{\mathbf{T}}[e_k]$ which fully defines a given outermorphism $\overline{\mathbf{T}}$, and a given multivector X to be mapped as $Y = \overline{\mathbf{T}}[X]$. Input multivector X is represented as a binary tree on the domain GACF $\mathcal{E}(\mathbf{E}_1^n, \mathbf{A}_{\mathcal{E}})$ while output Y is represented on the GACF $\mathcal{F}(\mathbf{F}_1^m, \mathbf{A}_{\mathcal{F}})$.

The procedure begins by initializing output multivector Y to zero and creating two stacks S_X and S_T . Stack S_X is used to traverse the BTR of input multivector X , while stack S_T is used for online computation and storage of k -vectors $T_i = \overline{\mathbf{T}}[E_i]$. The main loop begins at step 6 until S_X becomes empty when all leaf nodes of X are visited. Inside the main loop, the current node N_X and k -vector T are popped from S_X and S_T . If N_X is a leaf node, the output multivector Y is updated by adding vT and the loop is continued, where v is the scalar coefficient value of the current leaf node N_X . At this stage in the procedure, T is the outer product of zero or more vectors from the set $\{\mathbf{t}_j\}$ as we will see shortly from the following steps. If, on the other hand, node N_X is an internal node, we push new values into stacks S_X and S_T accordingly. If N_X has a 0-child node, we push the 0-child node into S_X and push T without change into S_T . Finally, if N_X has a 1-child node, we push the 1-child node into S_X and compute then push $\mathbf{t}_k \wedge T$ into S_T .

As an illustrative example, assume we have a 3-dimensional Euclidean GACF $\mathcal{E}(\mathbf{E}_1^3, \mathbf{A}_{\mathcal{E}})$ with basis vectors $\langle e_0, e_1, e_2 \rangle$. Figure 2 shows the binary tree representation for an input multivector $X = 2e_0 - 2e_{01} + e_{012}$. Figure 3 tracks the computational steps of $\overline{\mathbf{T}}[X]$ using Algorithm 1.

Algorithm 1 $Y \leftarrow \text{OutermorphismMap}(\{\mathbf{t}_j\}, X)$: Computes the mapping Y of a multivector X under outermorphism $\overline{\mathbf{T}} : \mathcal{E} \rightarrow \mathcal{F}$ defined on GACFs $\mathcal{E}(\mathbf{E}_1^n, \mathbf{A}_{\mathcal{E}})$, $\mathcal{F}(\mathbf{F}_1^m, \mathbf{A}_{\mathcal{F}})$ using mapping vectors $\mathbf{t}_j = \overline{\mathbf{T}}[e_j]$, $j = 0, 1, \dots, n - 1$.

1. Initialize output multivector $Y \leftarrow 0$.
 2. Initialize stack S_X to traverse BTR nodes of input multivector X .
 3. Initialize stack S_T to compute and store k -vectors $T_i = \overline{\mathbf{T}}[E_i]$ of outermorphism $\overline{\mathbf{T}}$.
 4. Push root node of input multivector X into stack S_X .
 5. Push 0-vector $T_0 = 1$ into stack S_T .
 6. While stack S_X is not empty, do steps 7-17:
 7. Pop top of stack S_X into node N_X .
 8. Pop top of stack S_T into k -vector T .
 9. If node N_X is a leaf node do steps 10-11:
 10. Update $Y \leftarrow Y + vT$ where $v = \text{ScalarValue}(N_X)$.
 11. Continue loop at step 6.
 12. If N_X has a 0-child do steps 13-14:
 13. Push $\text{Child}_0(N_X)$ into stack S_X .
 14. Push T into stack S_T .
 15. If N_X has a 1-child do steps 16-17:
 16. Push $\text{Child}_1(N_X)$ into stack S_X .
 17. Push $\mathbf{t}_j \wedge T$ into stack S_T , where $j = \text{TreeDepth}(N_X) - 1$.
 18. Return final result in Y .
-

Initialize Stacks:

Push($X_{---}, 1$) into (S_X, S_T)

Iteration 1:

Pop($X_{---}, 1$) from (S_X, S_T) into (N_X, T)

Internal node; update stacks S_X, S_T :

Push($X_{0--}, 1$) into (S_X, S_T)

Push(X_{1--}, t_2) into (S_X, S_T)

Iteration 2:

Pop(X_{1--}, t_2) from (S_X, S_T) into (N_X, T)

Internal nodes; update stacks S_X, S_T :

Push($X_{11-}, t_1 \wedge t_2$) into (S_X, S_T)

Iteration 3:

Pop($X_{11-}, t_1 \wedge t_2$) from (S_X, S_T) into (N_X, T)

Internal node; update stacks S_X, S_T :

Push($X_{111}, t_0 \wedge t_1 \wedge t_2$) into (S_X, S_T)

Iteration 4:

Pop($X_{111}, t_0 \wedge t_1 \wedge t_2$) from (S_X, S_T) into (N_X, T)

Leaf node; update output multivector $Y \leftarrow Y + (1) t_0 \wedge t_1 \wedge t_2$

Iteration 5:

Pop($X_{0--}, 1$) from (S_X, S_T) into (N_X, T)

Internal node; update stacks S_X, S_T :

Push($X_{00-}, 1$) into (S_X, S_T)

Push(X_{01-}, t_1) into (S_X, S_T)

Iteration 6:

Pop(X_{01-}, t_1) from (S_X, S_T) into (N_X, T)

Internal node; update stacks S_X, S_T :

Push($X_{011}, t_0 \wedge t_1$) into (S_X, S_T)

Iteration 7:

Pop($X_{011}, t_0 \wedge t_1$) from (S_X, S_T) into (N_X, T)

Leaf node; update output multivector $Y \leftarrow Y + (-2) t_0 \wedge t_1$

Iteration 8:

Pop($X_{00-}, 1$) from (S_X, S_T) into (N_X, T)

Internal node; update stacks S_X, S_T :

Push(X_{001}, t_0) into (S_X, S_T)

Iteration 9:

Pop(X_{001}, t_0) from (S_X, S_T) into (N_X, T)

Leaf node; update output multivector $Y \leftarrow Y + (2) t_0$

Figure 3: Listing of iterations of outermorphism computation $\overline{\mathbf{T}}[X]$

```

public class GaNumKVector {
    public double[] ScalarValuesArray { get; }
    public int Grade { get; }
    public int VSpaceDimension { get; }

    public GaNumKVector(int vSpaceDim, int grade, double[]
scalarValuesArray) {
        VSpaceDimension = vSpaceDim;
        Grade = grade;
        ScalarValuesArray = scalarValuesArray;
    }
}

```

Figure 4: Simplified class definition for holding k -vector information

2.2 Efficient Implementation Details

The computational bottleneck of Algorithm 1 is at step 17 when computing the outer product $\mathbf{t}_k \wedge T$ between vector \mathbf{t}_k and k -vector T . Implementing this outer product using common methods is not feasible. If we use a lookup table for the outer product we would need too much memory for higher-dimensional GAs. On the other hand, if we use simple loops or tree-based procedures [3, 4, 2] for computing the outer product performance would suffer significantly. In this work, we implemented the outer product computation $\mathbf{t}_k \wedge T$ using simple code generation. We first created a special class for holding k -vector coefficients as shown in Figure 4 and then generated highly efficient functions for computing the outer product. Figure 5 lists parts of the main function which selects how to compute the outer product depending on the GA dimension and the grade of k -vector T . For each GA dimension n , a set of $n - 1$ computational functions were generated to efficiently compute the desired outer product. Each computational function is specialized in a specific GA dimension and k -vector grade within the GA. Figure 6 lists the two generated functions for 3-dimensional GAs. Such approach requires no additional memory, aside from inputs and output, for $\mathbf{t}_k \wedge T$ outer product computations, while significantly reducing computational time compared to other approaches.

3 Results and Discussion

We created two implementations to test the usefulness of the proposed approach. The first implementation, based on CBMM, is by pre-computing all k -vectors T_i and storing them into a simple array indexed by i . The outermorphism of a multivector $X = \sum_{i=0}^{2^n-1} x_i E_i$ is then computed using a simple loop $\overline{\mathbf{T}}[X] = \sum_{i=0, x_i \neq 0}^{2^n-1} x_i T_i$ where the loop is over non-zero terms in X having $x_i \neq 0$. It is important to note that CBMM doesn't require the use of BTR for multivectors. The second implementation is the proposed OBMM procedure combined with code generation as described previously. Experimental trials to measure time

```

public GaNumKVector VectorKVectorOp(GaNumKVector vector, GaNumKVector
kVector) {
    var vSpaceDim = kVector.VSpaceDimension;
    var grade = kVector.Grade;

    //Compute the outer product in a 2-dimensional GA
    if (vSpaceDim == 2) {
        if (grade == 0) return vector;
        if (grade == 1) return VectorKVectorOp_2_1(vector, kVector);
    }

    //Compute the outer product in a 3-dimensional GA
    if (vSpaceDim == 3) {
        if (grade == 0) return vector;
        if (grade == 1) return VectorKVectorOp_3_1(vector, kVector);
        if (grade == 2) return VectorKVectorOp_3_2(vector, kVector);
    }

    //Compute the outer product in a 4-dimensional GA
    if (vSpaceDim == 4) {
        if (grade == 0) return vector;
        if (grade == 1) return VectorKVectorOp_4_1(vector, kVector);
        if (grade == 2) return VectorKVectorOp_4_2(vector, kVector);
        if (grade == 3) return VectorKVectorOp_4_3(vector, kVector);
    }
    .
    .
    .
}

```

Figure 5: Main subroutine definition for selecting a specific function to compute the outer product of vector t_k with k -vector T

```

//Compute the outer product of a vector and a 1-vector
//in a 3-dimensional GA; the result is always a 2-vector
private GaNumKVector VectorKVectorOp_3_1(GaNumKVector vector,
GaNumKVector kVector) {
    var vectorArray = vector.ScalarValuesArray;
    var kVectorArray = kVector.ScalarValuesArray;
    var resultArray = new double[3];

    var value = 0.0d;
    value += vectorArray[0] * kVectorArray[1];
    value -= vectorArray[1] * kVectorArray[0];
    resultArray[0] = value;

    value = 0.0d;
    value += vectorArray[0] * kVectorArray[2];
    value -= vectorArray[2] * kVectorArray[0];
    resultArray[1] = value;

    value = 0.0d;
    value += vectorArray[1] * kVectorArray[2];
    value -= vectorArray[2] * kVectorArray[1];
    resultArray[2] = value;

    return new GaNumKVector(3, 2, resultArray);
}

//Compute the outer product of a vector and a 2-vector
//in a 3-dimensional GA; the result is always a 3-vector
private GaNumKVector VectorKVectorOp_3_2(GaNumKVector vector,
GaNumKVector kVector) {
    var vectorArray = vector.ScalarValuesArray;
    var kVectorArray = kVector.ScalarValuesArray;
    var resultArray = new double[1];

    var value = 0.0d;
    value += vectorArray[0] * kVectorArray[2];
    value -= vectorArray[1] * kVectorArray[1];
    value += vectorArray[2] * kVectorArray[0];
    resultArray[0] = value;

    return new GaNumKVector(3, 3, resultArray);
}

```

Figure 6: Function definitions for computing the outer product of vector t_k with k -vector T in any 3-dimensional GA

performance were made for GACFs with dimension n ranging from 3 to 12 on an i7-class machine with 8 GBytes of memory. Three kinds of multivectors were used to show the effect of multivector sparsity on computation time. The first kind contains full multivectors with no missing terms, which is the least sparse kind of multivectors. The second kind contains k -vectors of all grades $0 \leq k \leq n$. The third kind contains single-term multivectors, which is the most sparse kind. Table 1 summarizes average computation time, in micro-seconds, for all trials. Data in this table suggests an exponential complexity growth in time as a function of GA dimension n . We applied simple exponential curve-fitting to find the parameters of an exponential function cb^n that approximates each column of data in the table. Constant c and base b parameters for each approximating function are shown at the bottom of the corresponding column. The effect of multivector sparsity on computation time is illustrated in Figure 7. For computing outermorphisms of multivectors, the base parameter b decreases considerably with increased multivector sparsity as shown in the figure. As most important computations in GA involve blades, the case of k -vectors should be taken as the dominant one when designing and optimizing GA computations.

Another set of trials were made to measure memory requirements for defining and computing outermorphisms for GACFs with dimension n ranging from 3 to 15. Table 2 shows the results of this set of trials. The column labeled 'CBMM Definition' lists the total memory required for defining an outermorphism using CBMM for various values of GA dimension n . Memory requirements for CBMM is proportional to the function $\sum_{k=0}^n \binom{n}{k}^2$ equal to the number of scalars stored for all T_i . On the other hand, memory needed for the definition of OBMM, as shown in the following column 'OBMM Definition', is proportional to n^2 ; thus giving many orders of magnitude lower memory requirements compared to CBMM. When mapping a multivector using CBMM, no additional memory is needed. However, for the OBMM approach, additional memory is required for stack S_T holding online computations of $\mathbf{t}_k \wedge T$ as explained earlier. The 'OBMM Mapping' column of Table 2 lists the maximum memory required for stack S_T . The maximum memory listed in this column is only needed when performing multivector mappings, and is freed afterwards. The memory listed in the CBMM and OBMM definition columns, on the other hand, are needed for the full life time of the outermorphism. The last 3 columns in the table display memory required for storing BTRs of multivectors. Because BTRs are not needed for the CBMM approach, they are considered additional memory overhead needed for OBMM. Nevertheless, combined memory requirements of OBMM definition, mapping, and multivector BTR are significantly small compared to CBMM memory requirements.

From the measured time data and approximation function parameters in Table 1, it is clear that time performances of both OBMM and CBMM are very close. OBMM has the additional benefit of requiring significantly smaller memory storage compared to the huge quantity of memory needed for CBMM as seen from Table 2. For GAs with dimension $n > 14$, memory requirements of CBMM

Table 1: Average time required for computing the outermorphism of multivectors in micro-seconds using OBMM and CBMM for various GA dimensions and multivector sparsity, and its exponential curve fitting approximation parameters.

n	Multivectors		k -vectors		Terms	
	OBMM	CBMM	OBMM	CBMM	OBMM	CBMM
3	3.27	2.73	1.13	0.77	0.75	0.50
4	8.20	6.24	2.21	1.49	1.03	0.69
5	22.19	18.21	4.86	3.34	1.46	1.02
6	70.71	54.49	12.81	9.14	2.04	1.53
7	218.22	196.62	33.88	27.64	3.44	2.38
8	774.37	708.17	104.76	85.56	5.81	4.37
9	2,913.22	2,559.38	351.09	287.64	10.51	7.91
10	11,271.69	9,755.97	1,132.66	947.05	20.23	15.40
11	50,006.43	36,966.67	4,825.43	3,305.80	41.87	28.11
12	188,891.63	141,657.39	18,347.80	12,049.23	88.47	52.96
Exponential Curve Fitting Approximation cb^n						
b	3.4276	3.4168	2.9661	2.9864	1.6992	1.6956
c	0.0527	0.0443	0.0244	0.0171	0.1069	0.0759

are limiting, while the difference in performance with OBMM is practically negligible. On the other hand, data required to fully define an outermorphism operator in OBMM is a small square matrix of size $n \times n$, only needing kn^2 bytes in memory, where $k \geq 8$ depends on implementation specifics. OBMM can thus be used to compute related outermorphisms based on their $n \times n$ basis vector mapping matrices alone. For example, given an outermorphism defined by its basis vector mapping matrix, we can use the matrix to compute its inverse outermorphism, find its adjoint, factorize it into related outermorphisms, or compose several outermorphisms into a single one. All such standard matrix computations are performed on the much smaller $n \times n$ matrices fully defining the outermorphisms without any need to store or manipulate the exponentially larger $2^n \times 2^n$ multivector linear mapping matrices. This opens the door for using standard linear algebra libraries for efficiently defining, analyzing, and relating outermorphisms; thus giving a much wider field for computing with outermorphisms in practice.

4 Conclusion

In this work, we have presented a time-efficient, low-memory approach for implementing outermorphisms. The basic idea behind the approach is to online-compute the outermorphism $T_i = \overline{\mathbf{T}}[E_i]$ of basis blades E_i while traversing a binary tree representation of input multivector $X = \sum_{i=0}^{2^n-1} x_i E_i$ to effectively exploit its sparsity, if present. We utilized simple code generation to accelerate

Table 2: Memory required for defining and computing the outermorphism of multivectors in bytes using OBMM and CBMM for various GA dimensions.

n	CBMM		OBMM		BTR		
	Definition		Definition	Mapping	Multivectors	k-vectors	Terms
3	416		336	224	380	232	120
4	1,012		472	336	768	452	148
5	2,856		640	540	1,540	808	176
6	9,004		840	940	3,080	1,572	204
7	30,608		1,072	1,768	6,156	2,872	232
8	109,188		1,336	3,480	12,304	5,620	260
9	401,336		1,632	6,972	24,596	10,440	288
10	1,502,716		1,960	14,028	49,176	20,524	316
11	5,692,704		2,320	28,784	98,332	38,576	344
12	21,731,652		2,712	58,352	196,640	76,068	372
13	83,401,512		3,136	120,412	393,252	144,184	400
14	321,326,124		3,592	243,964	786,472	284,900	428
15	1,241,726,704		4,080	503,672	1,572,908	543,448	456
Asymptotically Approximating Functions							
	$8 \sum_{k=0}^n \binom{n}{k}^2$		$18n^2$	$21(1.936)^n$	$48(2)^n$	$32.3764(1.9087)^n$	$102.34(1.1124)^n$

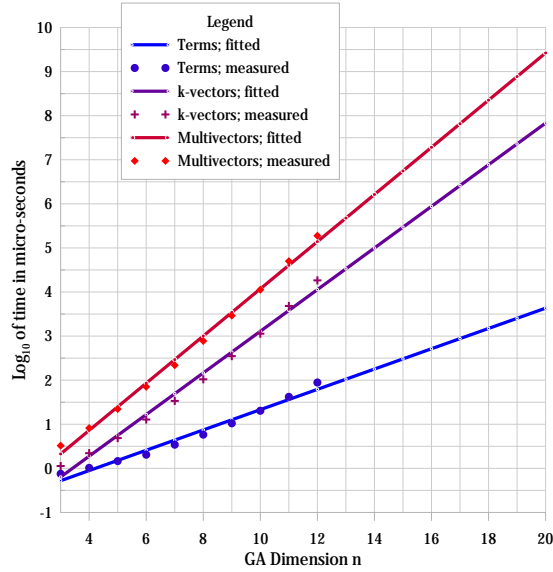


Figure 7: Effect of multivector sparsity on computation time of outermorphisms using OBMM

the processing of the computational bottleneck when computing k -vectors T_i . Compared to typical approaches, which pre-compute and store all k -vectors T_i , our approach requires orders of magnitude less memory and performs comparably well regarding computation time.

As a next step, we plan to make further acceleration by utilizing CPU multi-threading or GPU parallel processing techniques when traversing BTRs of high-dimension multivectors. In addition, we are currently studying and developing similar techniques for efficiently computing common bilinear products on multivectors. Combining efficient outermorphism mapping with efficient products on multivectors is especially useful for multivector computations on non-orthogonal GA coordinate frames.

References

- [1] Eduardo Bayro-Corrochano. *Geometric Algebra Applications Vol. I*. Springer International Publishing, 2018.
- [2] Stephane Breuils. *Algorithmic structure for geometric algebra operators and application to quadric surfaces*. Theses, Université Paris-Est, December 2018.

- [3] Stéphane Breuils, Vincent Nozick, and Laurent Fuchs. A geometric algebra implementation using binary tree. *Advances in Applied Clifford Algebras*, 27(3):2133–2151, mar 2017.
- [4] Stéphane Breuils, Vincent Nozick, Laurent Fuchs, Dietmar Hildenbrand, Werner Benger, and Christian Steinmetz. A hybrid approach for computing products of high-dimensional geometric algebras. In *Proceedings of the Computer Graphics International Conference on - CGI '17*. ACM Press, 2017.
- [5] Leo Dorst, Daniel Fontijne, and Stephen Mann. *Geometric Algebra for Computer Science*. Elsevier LTD, Oxford, 2009.
- [6] Ahmad Hosny Eid. An extended implementation framework for geometric algebra operations on systems of coordinate frames of arbitrary signature. *Advances in Applied Clifford Algebras*, 28(1), feb 2018.
- [7] Laurent Fuchs and Laurent Théry. Implementing geometric algebra products with binary trees. *Advances in Applied Clifford Algebras*, 24(2):589–611, feb 2014.
- [8] D. Hestenes and Garret Sobczyk. *Clifford Algebra to Geometric Calculus: A Unified Language for Mathematics and Physics (Fundamental Theories of Physics)*. Springer, 1987.
- [9] Dietmar Hildenbrand. *Foundations of Geometric Algebra Computing*. Springer Berlin Heidelberg, 2015.
- [10] Eckhard Hitzer, Tohru Nitta, and Yasuaki Kuroe. Applications of clifford’s geometric algebra. *Advances in Applied Clifford Algebras*, 23(2):377–404, mar 2013.
- [11] Mr Peeter Joot. *Geometric Algebra for Electrical Engineers: Multivector electromagnetism*. CreateSpace Independent Publishing Platform, 2019.
- [12] Christian Perwass. *Geometric Algebra with Applications in Engineering*. Springer-Verlag GmbH, 2008.
- [13] Yingzhi Wang and Feng Zhang. An unified CGA-based formal expression of spatio-temporal topological relations for computation and analysis of geographic objects. *Advances in Applied Clifford Algebras*, 29(4), jul 2019.