

TABFACT: A LARGE-SCALE DATASET FOR TABLE-BASED FACT VERIFICATION

Wenhu Chen, Hongmin Wang, Jianshu Chen, Yunkai Zhang, Hong Wang,

Shiyang Li, Xiyu Zhou, William Yang Wang

University of California, Santa Barbara, CA, USA

Tencent AI Lab, Bellevue, WA, USA

{wenhuchen, hongmin.wang, yunkai_zhang, hongwang600, william}@ucsb.edu

{shiyangli, xiyu}@cs.ucsb.edu jianshuchen@tencent.com

ABSTRACT

The problem of verifying whether a textual hypothesis holds based on the given evidence, also known as fact verification, plays an important role in the study of natural language understanding and semantic representation. However, existing studies are mainly restricted to dealing with unstructured evidence (e.g., natural language sentences and documents, news, etc), while verification under structured evidence, such as tables, graphs, and databases, remains under-explored. This paper specifically aims to study the fact verification given semi-structured data as evidence. To this end, we construct a large-scale dataset called TabFact with 16k Wikipedia tables as the evidence for 118k human-annotated natural language statements, which are labeled as either ENTAILED or REFUTED. TabFact is challenging since it involves both soft linguistic reasoning and hard symbolic reasoning. To address these reasoning challenges, we design two different models: Table-BERT and Latent Program Algorithm (LPA). Table-BERT leverages the state-of-the-art pre-trained language model to encode the linearized tables and statements into continuous vectors for verification. LPA parses statements into programs and executes them against the tables to obtain the returned binary value for verification. Both methods achieve similar accuracy but still lag far behind human performance. We also perform a comprehensive analysis to demonstrate great future opportunities. The data and code of the dataset are provided in <https://github.com/wenhuchen/Table-Fact-Checking>.

1 INTRODUCTION

Verifying whether a textual hypothesis is entailed or refuted by the given evidence is a fundamental problem in natural language understanding (Katz & Fodor, 1963; Van Benthem et al., 2008). It can benefit many downstream applications like misinformation detection, fake news detection, etc. Recently, the first-ever end-to-end fact-checking system has been designed and proposed in Hassan et al. (2017). The verification problem has been extensively studied under different natural language tasks such as recognizing textual entailment (RTE) (Dagan et al., 2005), natural language inference (NLI) (Bowman et al., 2015), claim verification (Popat et al., 2017; Hanselowski et al., 2018; Thorne et al., 2018) and multimodal language reasoning (NLVR/NLVR2) (Suhr et al., 2017; 2019). RTE and NLI view a premise sentence as the evidence, claim verification views passage collection like Wikipedia¹ as the evidence, NLVR/NLVR2 views images as the evidence. These problems have been previously addressed using a variety of techniques including logic rules, knowledge bases, and neural networks. Recently large-scale pre-trained language models (Devlin et al., 2019; Peters et al., 2018; Yang et al., 2019; Liu et al., 2019) have surged to dominate the other algorithms to approach human performance on several textual entailment tasks (Wang et al., 2018; 2019).

However, existing studies are restricted to dealing with unstructured text as the evidence, which would not generalize to the cases where the evidence has a highly structured format. Since such structured evidence (graphs, tables, or databases) are also ubiquitous in real-world applications like

¹<https://www.wikipedia.org/>

United States House of Representatives Elections, 1972				
District	Incumbent	Party	Result	Candidates
California 3	John E. Moss	democratic	re-elected	John E. Moss (d) 69.9% John Rakus (r) 30.1%
California 5	Phillip Burton	democratic	re-elected	Phillip Burton (d) 81.8% Edlo E. Powell (r) 18.2%
California 8	George Paul Miller	democratic	lost renomination democratic hold	Pete Stark (d) 52.9% Lew M. Warden , Jr. (r) 47.1%
California 14	Jerome R. Waldie	republican	re-elected	Jerome R. Waldie (d) 77.6% Floyd E. Sims (r) 22.4%
California 15	John J. Mcfall	republican	re-elected	John J. Mcfall (d) unopposed

Entailed Statement	Refuted Statement
<ol style="list-style-type: none"> John E. Moss and Phillip Burton are both re-elected in the house of representative election. John J. Mcfall is unopposed during the re-election. There are three different incumbents from democratic. 	<ol style="list-style-type: none"> John E. Moss and George Paul Miller are both re-elected in the house of representative election. John J. Mcfall failed to be re-elected though being unopposed. There are five candidates in total, two of them are democrats and three of them are republicans.

Figure 1: Examples from the TABFACT dataset. The top table contains the semi-structured knowledge facts with caption "United...". The left and right boxes below provide several entailed and refuted statements. The error parts are highlighted with red font.

database systems, dialog systems, commercial management systems, social networks, etc, we argue that the fact verification under structured evidence forms is an equivalently important yet under-explored problem. Therefore, in this paper, we are specifically interested in studying fact verification with semi-structured Wikipedia tables (Bhagavatula et al., 2013)² as evidences owing to its structured and ubiquitous nature (Jauhar et al., 2016; Zhong et al., 2017; Pasupat & Liang, 2015). To this end, we introduce a large-scale dataset called TABFACT, which consists of 118K manually annotated statements with regard to 16K Wikipedia tables, their relations are classified as ENTAILED and REFUTED³. The entailed and refuted statements are both annotated by human workers. With some examples in Figure 1, we can clearly observe that unlike the previous verification related problems, TABFACT combines two different forms of reasoning in the statements, (i) *Linguistic Reasoning*: the verification requires semantic-level understanding. For example, "John J. Mcfall failed to be re-elected though being unopposed." requires understanding over the phrase "lost renomination ..." in the table to correctly classify the entailment relation. Unlike the existing QA datasets (Zhong et al., 2017; Pasupat & Liang, 2015), where the linguistic reasoning is dominated by paraphrasing, TABFACT requires more linguistic inference or common sense. (ii) *Symbolic Reasoning*: the verification requires symbolic execution on the table structure. For example, the phrase "There are three Democrats incumbents" requires both condition operation (where condition) and arithmetic operation (count). Unlike question answering, a statement could contain compound facts, all of these facts need to be verified to predict the verdict. For example, the "There are ..." in Figure 1 requires verifying three QA pairs (total count=5, democratic count=2, republic count=3). The two forms of reasoning are interleaved across the statements making it challenging for existing models.

In this paper, we particularly propose two approaches to deal with such mixed-reasoning challenge: (i) *Table-BERT*, this model views the verification task completely as an NLI problem by linearizing a table as a premise sentence p , and applies state-of-the-art language understanding pre-trained model to encode both the table and statements h into distributed representation for classification. This model excels at linguistic reasoning like paraphrasing and inference but lacks symbolic reasoning skills. (ii) *Latent Program Algorithm*, this model applies lexical matching to find linked entities and triggers to filter pre-defined APIs (e.g. argmax, argmin, count, etc). We adopt bread-first-search with memorization to construct the potential program candidates, a discriminator is further utilized to select the most "consistent" latent programs. This model excels at the symbolic reasoning aspects by executing database queries, which also provides better interpretability by laying out the decision rationale. We perform extensive experiments to investigate their performances: the best-achieved accuracy of both models are reasonable, but far below human performance. Thus, we believe that the proposed table-based fact verification task can serve as an important new benchmark towards the goal of building powerful AI that can reason over both soft linguistic form and hard symbolic forms. To facilitate future research, we released all the data, code with the intermediate results.

²In contrast to the database tables, where each column has strong type constraint, the cell records in our semi-structured tables can be string/data/integer/floating/phrase/sentences.

³we leave out NEUTRAL due to its low inter-worker agreement, which is easily confused with REFUTED.

2 TABLE FACT VERIFICATION DATASET

First, we follow the previous Table-based Q&A datasets (Pasupat & Liang, 2015; Zhong et al., 2017) to extract web tables (Bhagavatula et al., 2013) with captions from WikiTables⁴. Here we filter out overly complicated and huge tables (e.g. multirows, multicolumns, latex symbol) and obtain 18K relatively clean tables with less than 50 rows and 10 columns.

For crowd-sourcing jobs, we follow the human subject research protocols⁵ to pay Amazon Mechanical Turk⁶ workers from the native English-speaking countries “US, GB, NZ, CA, AU” with approval rates higher than 95% and more than 500 accepted HITs. Following WikiTableQuestion (Pasupat & Liang, 2015), we provide the annotators with the corresponding table captions to help them better understand the background. To ensure the annotation quality, we develop a pipeline of “positive two-channel annotation” → “negative statement rewriting” → “verification”, as described below.

2.1 POSITIVE TWO-CHANNEL COLLECTION & NEGATIVE REWRITING STRATEGY

To harvest statements of different difficulty levels, we design a two-channel collection process:

Low-Reward Simple Channel: the workers are paid 0.45 USD for annotating one Human Intelligent Task (HIT) that requires writing five statements. The workers are encouraged to produce plain statements meeting the requirements: (i) corresponding to a single row/record in the table with unary fact without involving compound logical inference. (ii) mention the cell values without dramatic modification or paraphrasing. The average annotation time of a HIT is 4.2 min.

High-Reward Complex Channel: the workers are paid 0.75 USD for annotating a HIT (five statements). They are guided to produce more sophisticated statements to meet the requirements: (i) involving multiple rows in the tables with higher-order semantics like argmax, argmin, count, difference, average, summarize, etc. (ii) rephrase the table records to involve more semantic understanding. The average annotation time of a HIT is 6.8 min. The data obtained from the complex channel are harder in terms of both linguistic and symbolic reasoning, the goal of the two-channel split is to help us understand the proposed models can reach under different levels of difficulty.

As suggested in (Zellers et al., 2018), there might be annotation artifacts and conditional stylistic patterns such as length and word-preference biases, which can allow shallow models (e.g. bag-of-words) to obtain artificially high performance. Therefore, we design a negative rewriting strategy to minimize such linguistic cues or patterns. Instead of letting the annotators write negative statements from scratch, we let them rewrite the collected entailed statements. During the annotation, the workers are explicitly guided to modify the words, phrases or sentence structures but retain the sentence style/length to prevent artificial cues. We disallow naive negations by adding “not, never, etc” to revert the statement polarity in case of obvious linguistic patterns.

2.2 QUALITY CONTROL

To control the quality of the annotation process, we review a randomly sampled statement from each HIT to decide whether the whole annotation job should be rejected during the annotation process. Specifically, a HIT must satisfy the following criteria to be accepted: (i) the statements should contain neither typos nor grammatical errors. (ii) the statements do not contain vague claims like might, few, etc. (iii) the claims should be explicitly supported or contradicted by the table without requiring additional knowledge, no middle ground is permitted. After the data collection, we redistribute all the annotated samples to further filter erroneous statements, the workers are paid 0.05 USD per statement to decide whether the statement should be rejected. The criteria we apply are similar: no ambiguity, no typos, explicitly supported or contradictory. Through the post-filtering process, roughly 18% entailed and 27% refuted instances are further abandoned due to poor quality.

⁴<http://websail-fe.cs.northwestern.edu/wikiTables/about/>

⁵https://en.wikipedia.org/wiki/Minimum_wage_in_the_United_States

⁶<https://www.mturk.com/>

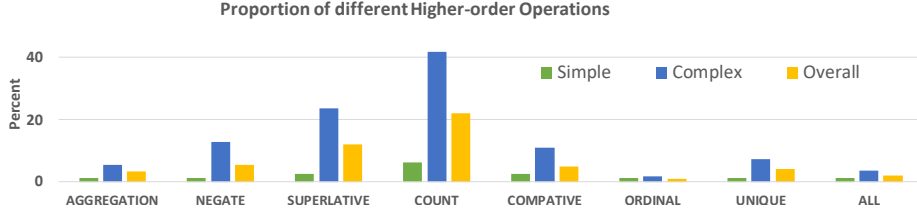


Figure 2: Proportion of different higher-order operations from the simple/complex channels.

Channel	#Sentence	#Table	Len(Ent)	Len(Ref)	Split	#Sentence	Table	Row	Col
Simple	50,244	9,189	13.2	13.1	Train	92,283	13,182	14.1	5.5
Complex	68,031	7,392	14.2	14.2	Val	12,792	1,696	14.0	5.4
Total	118,275	16,573	13.8	13.8	Test	12,779	1,695	14.2	5.4

Table 1: Basic statistics of the data collected from the simple/complex channel and the division of Train/Val/Test Split in the dataset, where “Len” denotes the averaged sentence length.

2.3 DATASET STATISTICS

Inter-Annotator Agreement: After the data collection pipeline, we merged the instances from two different channels to obtain a diverse yet clean dataset for table-based fact verification. We sample 1000 annotated (table, statement) pairs and re-distribute each to 5 individual workers to re-label them as either `ENTAILED` or `REFUTED`. We follow the previous works (Thorne et al., 2018; Bowman et al., 2015) to adopt the Fleiss Kappa (Fleiss, 1971) as an indicator, where Fleiss $\kappa = \frac{\bar{p}_c - \bar{p}_e}{1 - \bar{p}_e}$ is computed from the observed agreement \bar{p}_c and the agreement by chance \bar{p}_e . We obtain a Fleiss $\kappa = 0.75$, which indicates strong inter-annotator agreement and good-quality.

Dataset Statistics: As shown in Table 1, the amount of data harvested via the complex channel slightly outnumbers the simple channel, the averaged length of both the positive and negative samples are indistinguishable. More specifically, to analyze to which extent the higher-order operations are included in two channels, we group the common higher-order operations into 8 different categories. As shown in Figure 2, we sample 200 sentences from two different channels to visualize their distribution. We can see that the complex channel overwhelms the simple channel in terms of the higher-order logic, among which, count and superlatives are the most frequent. We split the whole data roughly with 8:1:1 into train, validation⁷, and test splits and shows their statistics in Table 1. Each table with an average of 14 rows and 5-6 columns corresponds to 2-20 different statements, while each cell has an average of 2.1 words. In the training split, the positive instances slightly outnumber the negative instances, while the validation and test split both have rather balanced distributions over positive and negative instances.

3 MODELS

With the collected dataset, we now formally define the table-based fact verification task: the dataset is comprised of triple instances (\mathbf{T}, S, L) consisting of a table \mathbf{T} , a natural language statement $S = s_1, \dots, s_n$ and a verification label $L \in \{0, 1\}$. The table $\mathbf{T} = \{T_{i,j} | i \leq R_T, j \leq C_T\}$ has R_T rows and C_T columns with the $T_{i,j}$ being the content in the (i, j) -th cell. $T_{i,j}$ could be a word, a number, a phrase or even a natural language sentence. The statement S describes a fact to be verified against the content in the table \mathbf{T} . If it is entailed by \mathbf{T} , then $L = 1$, otherwise the label $L = 0$. Figure 1 shows some entailed and refuted examples. During training, the model and the learning algorithm are presented with K instances like $(\mathbf{T}, S, L)_{k=1}^K$ from the training split. In the testing stage, the model is presented with $(\mathbf{T}, S)_{k=1}^{K'}$ and supposed to predict the label as \hat{L} . We measure the performance by the prediction accuracy $Acc = \frac{1}{K'} \sum_1^{K'} \mathbb{I}(\hat{L}_k = L_k)$ on the test set. Before building the model, we first perform entity linking to detect all the entities in the statements. Briefly, we first lemmatize the words and search for the longest sub-string matching pairs between statements and table cells/captions, where the matched phrases are denoted as the linked entities. To focus on statement verification against the table, we do not feed the caption to the model and simply

⁷We filter roughly 400 sentences from abnormal tables including hyperlink, mathsymbols, etc

mask the phrases in the statements which links to the caption with placeholders. The details of the entity linker are listed in the Appendix. We describe our two proposed models as follows.

3.1 LATENT PROGRAM ALGORITHM (LPA)

In this approach, we formulate the table fact verification as a program synthesis problem, where the latent program algorithm is not given in TABFACT. Thus, it can be seen as a weakly supervised learning problem as discussed in Liang et al. (2017); Lao et al. (2011). Under such a setting, we propose to break down the verification into two stages: (i) latent program search, (ii) discriminator ranking. In the first program synthesis step, we aim to parse the statement into programs to represent its semantics. We define the plausible API set to include roughly 50 different functions like *min*, *max*, *count*, *average*, *filter*, *and* and realize their interpreter with Python-Pandas. Each API is defined to take arguments of specific types (*number*, *string*, *bool* and *view* (e.g. *sub-table*)) to output specific-type variables. During the program execution, we store the generated intermediate variables to different-typed caches \mathcal{N} , \mathcal{R} , \mathcal{B} , \mathcal{V} (Num, Str, Bool, View). At each execution step, the program can fetch the intermediate variable from the caches to achieve semantic compositionality. In order to shrink the search space, we follow NSM (Liang et al., 2017) to use trigger words to prune the API set and accelerate the search speed. The definitions of all API, trigger words can be found in the Appendix. The comprehensive the latent program search procedure is summarized in Algorithm 1,

Algorithm 1 Latent Program Search with Comments

```

1: Initialize Number Cache  $\mathcal{N}$ , String Cache  $\mathcal{R}$ , Bool Cache  $\mathcal{B}$ , View Cache  $\mathcal{V} \rightarrow \emptyset$ 
2: Push linked numbers, strings from the given statement  $S$  into  $\mathcal{N}$ ,  $\mathcal{R}$ , and push  $\mathbf{T}$  into  $\mathcal{V}$ 
3: Initialize the result collector  $\mathcal{P} \rightarrow \emptyset$  and an empty program trace  $P = \emptyset$ 
4: Initialize the Queue  $\mathcal{Q} = [(P, \mathcal{N}, \mathcal{R}, \mathcal{B}, \mathcal{V})]$ , we use  $\mathcal{Q}$  to store the intermediate states
5: Use trigger words to find plausible function set  $\mathcal{F}$ , for example, more will trigger Greater function.
6: while loop over time  $t = 1 \rightarrow \text{MAXSTEP}$  do:
7:   while  $(P, \mathcal{N}, \mathcal{R}, \mathcal{B}, \mathcal{V}) = \mathcal{Q}.\text{pop}()$  do:
8:     while loop over function set  $f \in \mathcal{F}$  do:
9:       if arguments of  $f$  are in the caches then
10:        Pop out the required arguments  $arg_1, arg_2, \dots, arg_n$  for different caches.
11:        Execute  $A = f(arg_1, \dots, arg_n)$  and concatenate the program trace  $P$ .
12:        if Type( $A$ )=Bool then
13:          if  $\mathcal{N} = \mathcal{S} = \mathcal{B} = \emptyset$  then
14:             $\mathcal{P}.\text{push}((P, A))$  # The program  $P$  is valid since it consumes all the variables.
15:             $P = \emptyset$  # Collect the valid program  $P$  into set  $\mathcal{P}$  and reset  $P$ 
16:          else
17:             $\mathcal{B}.\text{push}(A)$  # The intermediate boolean value is added to the bool cache
18:             $\mathcal{Q}.\text{push}((P, \mathcal{N}, \mathcal{R}, \mathcal{B}, \mathcal{V}))$  # Add the refreshed state to the queue again
19:          if Type( $A$ )  $\in \{\text{Num}, \text{Str}, \text{View}\}$  then
20:            if  $\mathcal{N} = \mathcal{S} = \mathcal{B} = \emptyset$  then
21:               $P = \emptyset$ ; break # The program ends without consuming the cache, throw it.
22:            else
23:              push  $A$  into  $\mathcal{N}$  or  $\mathcal{S}$  or  $\mathcal{V}$  # Add the refreshed state to the queue for further search
24:               $\mathcal{Q}.\text{push}((P, \mathcal{N}, \mathcal{R}, \mathcal{B}, \mathcal{V}))$ 
25: Return the triple  $(\mathbf{T}, S, \mathcal{P})$  # Return (Table, Statement, Program Set)

```

and the searching procedure is illustrated in Figure 3.

After we collected all the potential program candidates $\mathcal{P} = \{(P_1, A_1), \dots, (P_n, A_n)\}$ for a given statement S (where (P_i, A_i) refers to i -th candidate), we need to learn a discriminator to identify the “appropriate” traces from the set from many erroneous and spurious traces. Since we do not have the ground truth label about such discriminator, we use a weakly supervised training algorithm by viewing all the label-consistent programs as positive instances $\{P_i | (P_i, A_i); A_i = L\}$ and the label-inconsistent program as negative instances $\{P_i | (P_i, A_i); A_i \neq L\}$ to minimize the cross-entropy of discriminator $p_\theta(S, P)$ with the weakly supervised label. Specifically, we build our discriminator with a Transformer-based two-way encoder (Vaswani et al., 2017), where the statement encoder encodes the input statement S as a vector $Enc^S(S) \in \mathbb{R}^{n \times D}$ with dimension D , while the program encoder encodes the program $P = p_1, \dots, p_m$ as another vector $Enc^P(P) \in \mathbb{R}^{m \times D}$, we concatenate these two vectors and feed it into a linear projection layer

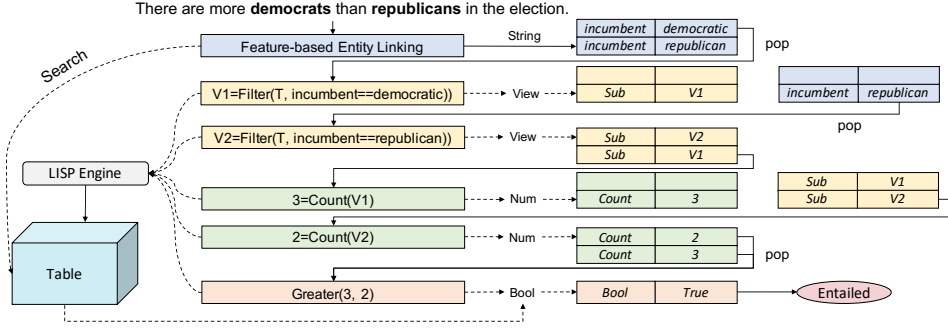


Figure 3: The program synthesis procedure for the table in Figure 1. We link the entity (e.g. *democratic*, *republican*), and then composite functions on the fly to return the values from the table.

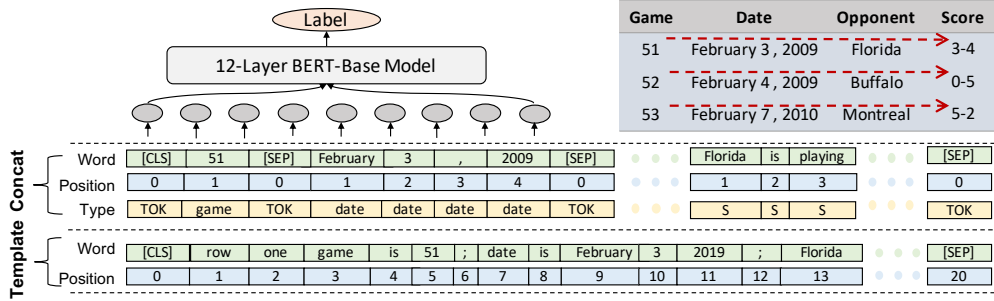


Figure 4: The diagram of Table-BERT with horizontal scan, two different linearizations are depicted.

to compute $p_\theta(S, P) = \sigma(v_p^T [\text{Enc}^S(S); \text{Enc}^P(P)])$ as the relevance between S and P with weight $v_p \in \mathbb{R}^D$. At test time, we use the discriminator p_θ to assign confidence $p_\theta(S, P)$ to each candidate $P \in \mathcal{P}$, and then either aggregate the prediction from all hypothesis with the confidence weights or rank the highest-confident hypothesis and use their outputs as the prediction.

3.2 TABLE-BERT

In this approach, we view the table verification problem as a two-sequence binary classification problem like NLI or MPRC (Wang et al., 2018) by linearizing a table T into a sequence and treating the statement as another sequence. Since the linearized table can be extremely long surpassing the limit of sequence models like LSTM, Transformers, etc. We propose to shrink the sequence by only retaining the columns containing entities linked to the statement to alleviate such a memory issue. In order to encode such sub-table as a sequence, we propose two different linearization methods, as is depicted in Figure 4. (i) Concatenation: we simply concatenate the table cells with [SEP] tokens in between and restart position counter at the cell boundaries; the column name is fed as another type embedding to the input layer. Such design retains the table information in its machine format. (ii) Template: we adopt simple natural language templates to transform a table into a “somewhat natural” sentence. Taking the horizontal scan as an example, we linearize a table as “row one’s game is 51; the date is February; ..., the score is 3.4 (ot). row 2 is ...”. The isolated cells are connected with punctuations and copula verbs in a language-like format.

After obtaining the linearized sub-table \tilde{T} , we concatenate it with the natural language statement S and prefix a [CLS] token to the sentence to obtain the sequence-level representation $H = f_{\text{BERT}}([\tilde{T}, S])$, with $H \in \mathbb{R}^{768}$ from pre-trained BERT (Devlin et al., 2019). The representation is further fed into multi-layer perceptron f_{MLP} to obtain the entailment probability $p_\theta(\tilde{T}, S) = \sigma(f_{\text{MLP}}(H))$, where σ is the sigmoid function. We finetune the model θ (including the parameters of BERT and MLP) to minimize the binary cross entropy $\mathcal{L}(p_\theta(\tilde{T}, S), L)$ on the training set. At test time, we use the trained BERT model to compute the matching probability between the (table, statement) pair, and classify it as **ENTAILED** statement when $p_\theta(\tilde{T}, S)$ is greater than 0.5.

4 EXPERIMENTS

In this section, we aim to evaluate the proposed methods on TABFACT. Besides the standard validation and test sets, we also split the test set into a simple and a complex partition based on the channel from which they were collected. This facilitates analyzing how well the model performs under different levels of difficulty. Additionally, we also hold out a small test set with 2K samples for human evaluation, where we distribute each (table, statement) pair to 5 different workers to approximate human judgments based on their majority voting, the results are reported in Table 2.

Model	Val	Test	Test (simple)	Test (complex)	Small Test
BERT classifier w/o Table	50.9	50.5	51.0	50.1	50.4
Table-BERT-Horizontal-F+T-Concatenate	50.7	50.4	50.8	50.0	50.3
Table-BERT-Vertical-F+T-Template	56.7	56.2	59.8	55.0	56.2
Table-BERT-Vertical-T+F-Template	56.7	57.0	60.6	54.3	55.5
Table-BERT-Horizontal-F+T-Template	66.0	65.1	79.0	58.1	67.9
Table-BERT-Horizontal-T+F-Template	66.1	65.1	79.1	58.2	68.1
NSM w/ RL (Binary Reward)	54.1	54.1	55.4	53.1	55.8
NSM w/ LPA-guided ML + RL	63.2	63.5	77.4	56.1	66.9
LPA-Voting w/o Discriminator	57.7	58.2	68.5	53.2	61.5
LPA-Weighted-Voting	62.5	63.1	74.6	57.3	66.8
LPA-Ranking w/ Discriminator	65.2	65.0	78.4	58.5	68.6
LPA-Ranking w/ Discriminator (Caption)	65.1	65.3	78.7	58.5	68.9
Human Performance	-	-	-	-	92.1

Table 2: The results of different models, the numbers are in percentage. T+F means table followed by fact, while F+T means fact followed by table. NSM is modified from Liang et al. (2017).

NSM We follow Liang et al. (2017) to modify their approach to fit the setting of TABFACT. Specifically, we adopt an LSTM as an encoder and another LSTM with copy mechanism as a decoder to synthesize the program. However, without any ground truth annotation for the intermediate programs, directly training with reinforcement learning is difficult as the binary reward is under-specified, which is listed in Table 2 as "NSM w/ RL". Further, we use LPA as a teacher to search the top programs for the NSM to bootstrap and then use reinforcement learning to finetune the model, which achieves reasonable performance on our dataset listed as "NSM w/ ML + RL".

Table-BERT We build Table-BERT based on the open-source implementation of BERT⁸ using the pre-trained model with 12-layer, 768-hidden, 12-heads, and 110M parameters trained in 104 languages. We use the standard BERT tokenizer to break the words in both statements and tables into subwords and join the two sequences with a [SEP] token in between. The representation corresponding to [CLS] is fed into an MLP layer to predict the verification label. We finetune the model on a single TITAN X GPU with a mini-batch size of 6. The best performance is reached after about 3 hours of training (around 10K steps). We implement and compare the following variants of the Table-BERT model including (i) Concatenate vs. Template: whether to use natural language templates during linearization. (ii) Horizontal vs. Vertical: scan direction in linearization.

LPA We run the latent program search in a distributed fashion on three 64-core machines to generate the latent programs. The search terminates once the buffer has more than 50 traces or the path length is larger than 7. The average search time for each statement is about 2.5s. For the discriminator model, we design two transformer-based encoders (3 layers, 128-dimension hidden embedding, and 4 heads at each layer) to encode the programs and statements, respectively. The variants of LPA models considered include (i) Voting: assign each program with equal weight and vote without the learned discriminator. (ii) Weighted-Voting: compute a weighted-sum to aggregate the predictions of all latent programs with the discriminator confidence as the weights. (iii) Ranking: rank all the hypotheses by the discriminator confidence and use the top-rated hypothesis as the output. (Caption) means feeding the caption as a sequence of words to the discriminator during ranking.

Preliminary Evaluation In order to test whether our negative rewriting strategy eliminates the artifacts or shallow cues, we also fine-tune a pre-trained BERT (Devlin et al., 2019) to classify the statement S without feeding in table information. The result is reported as "BERT classifier w/o

⁸<https://github.com/huggingface/pytorch-pretrained-BERT>

Table” in Table 2, which is approximately the majority guess and reflects the effectiveness of the rewriting strategy. Before presenting the experiment results, we first perform a preliminary study to evaluate how well the entity linking system, program search, and the statement-program discriminator perform. Since we do not have the ground truth labels for these models, we randomly sample 100 samples from the dev set to perform the human study. For the entity linking, we evaluate the precision of correctly linked entities and the recall of entities that should be linked. For the latent program search, we evaluate whether the “true” programs are included in the candidate set \mathcal{P} and report the recall score. For discriminator, under the cases where the “true” program lies in the candidate set, we use the trained model to select the top K hypothesis and calculate the HITS@K accuracy (the chance of correct program being included in the top K candidates). Please note that the discriminator can also select a spurious program that happens to obtain the same label as ground truth, but this does not count as a hit. These preliminary case study results are reported in Table 3.

Steps	Prec%	Rec%	F1%	Discriminator	HITS@1	HITS@3	HITS@5
Entity Linking	83	81	82	LSTM	17	24	29
Systematic Search	-	77	-	Transformer	19	28	32

Table 3: Case Study results on different components, including the entity linking accuracy, systematic search recall, and discriminator accuracy.

Results We report the performance of different methods as well as human performance in Table 2. First of all, we observe that the naive serialized model fails to learn anything effective (same as the Majority Guess). It reveals the importance of template when using the pre-trained BERT (Devlin et al., 2019) model: the “natural” connection words between individual cells is able to unleash the power of the large pre-trained language model and enable it to perform reasoning on the structured table form. Such behavior is understandable given the fact that BERT is pre-trained on purely natural language corpora. In addition, we also observe that the horizontal scan excels the vertical scan because it better captures the convention of human expression. Among different LPA methods, we found that LPA-Ranking performs the best since it can better suppress the spurious programs than the voting-based algorithm. As suggested in Table 3, the current LPA method is upper bounded by 77% (recall of “true” program hypothesis), but the real accuracy (65%) is still far from that. Diving into specific cases to examine the performance of discriminator, we found that only 17% “true” programs are ranked at the top Table 3. We hypothesize that the weakly supervised learning of the discriminator is the main bottleneck for LPA. By comparing the performance of simple-channel with complex-channel split, we observe a significant accuracy drop ($\approx 20\%$), which reveals the weakness of existing models in dealing with higher-ordered semantics.

Besides, we observe that Table-BERT exhibits instability during training, after the model achieves the reported ceiling performance, its performance will degrade gradually. Additionally, it also exhibits poor consistency as it can miss some simple cases but hit hard cases. These two major weaknesses are yet to be solved in the future study. In contrast, LPA behaves much more consistently and provides a clear latent rationale for its decision. But, such a pipeline system requires laborious hand-crafting of API operations and is also very sensitive to the entity linking accuracy. Both methods have pros and cons; how to combine them still remains an open question.

5 RELATED WORK

Natural Language Inference & Reasoning: Modeling reasoning and inference in human language is a fundamental and challenging problem towards true natural language understanding. There has been extensive research on RTE in the early years (Dagan et al., 2005) and more recently shifted to NLI (Bowman et al., 2015; Williams et al., 2017). NLI seeks to determine whether a natural language hypothesis h can be inferred from a natural language premise p . With the surge of deep learning, there have been many powerful algorithms like the Decomposed Model (Parikh et al., 2016), Enhanced-LSTM (Chen et al., 2017) and BERT (Devlin et al., 2019). Besides the textual evidence, NLVR (Suhr et al., 2017) and NLVR2 (Suhr et al., 2019) have been proposed to use images as the evidence for statement verification on multi-modal setting. Our proposed fact verification task is closely related to these inference tasks, where our semi-structured table can be seen as a collection of “premises” exhibited in a semi-structured format. Our proposed problem hence could be viewed

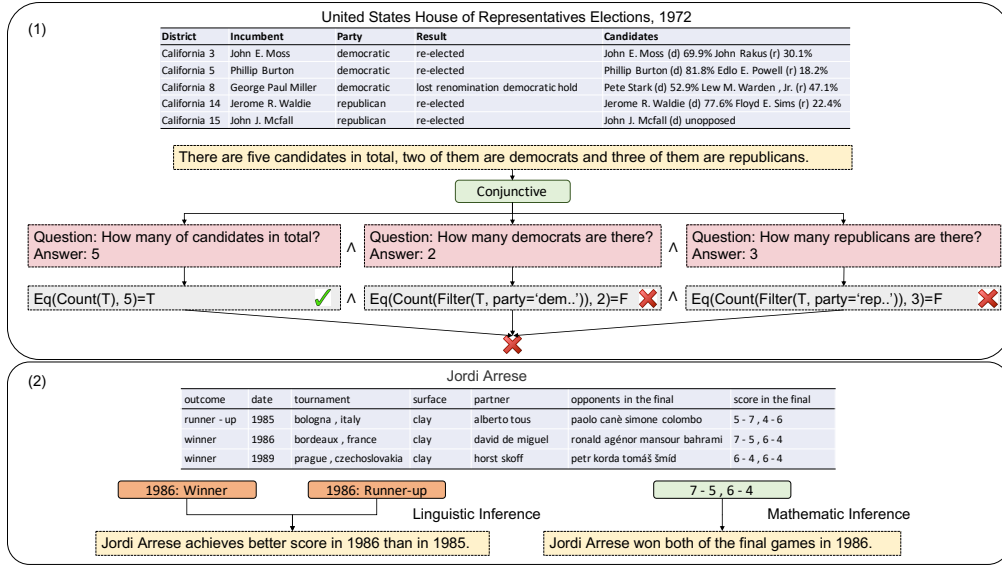


Figure 5: The two uniqueness of Table-based fact verification against standard QA problems.

as the generalization of NLI under the semi-structured domain.

Table Question Answering: Another line of research closely related to our task is the table-based question answering, such as MCQ (Jauhar et al., 2016), WikiTableQuestion (Pasupat & Liang, 2015), Spider (Yu et al., 2018), Sequential Q&A (Iyyer et al., 2017), and WikiSQL (Zhong et al., 2017), for which approaches have been extended to handle large-scale tables from Wikipedia (Bhagavatula et al., 2013). However, in these Q&A tasks, the question types typically provide strong signals needed for identifying the type of answers, while TABFACT does not provide such specificity. The uniqueness of TABFACT lies in two folds: 1) a given fact is regarded as a false claim as long as any part of the statement contains misinformation. Due to the conjunctive nature of verification, a fact needs to be broken down into several sub-clauses or (Q, A) pairs to separate evaluate their correctness. Such a compositional nature of verification problem makes it more challenging than standard QA setting. On one hand, the model needs to recognize the multiple QA pairs and their relationship. On the other hand, the multiple sub-clauses make the semantic form longer and logic inference harder than the standard QA setting. 2) some facts cannot even be handled using semantic forms, as they are driven by linguistic inference or common sense. In order to verify these statements, more inference techniques have to be leveraged to enable robust verification. We visualize the above two characteristics of TABFACT in Figure 5.

Program Synthesis & Semantic Parsing: There have also been great interests in using program synthesis or logic forms to solve different natural language processing problems like question answering (Liang et al., 2013; Berant et al., 2013; Berant & Liang, 2014), visual navigation (Artzi et al., 2014; Artzi & Zettlemoyer, 2013), code generation (Yin & Neubig, 2017; Dong & Lapata, 2016), SQL synthesis (Yu et al., 2018), etc. The traditional semantic parsing papers (Artzi et al., 2014; Artzi & Zettlemoyer, 2013; Zettlemoyer & Collins, 2005; Liang et al., 2013; Berant et al., 2013) greatly rely on rules, lexicon to parse natural language sentences into different forms like lambda calculus, DCS, etc. More recently, researchers strive to propose neural models to directly perform end-to-end formal reasoning like Theory Prover (Riedel et al., 2017; Rocktäschel & Riedel, 2017), Neural Turing Machine (Graves et al., 2014), Neural Programmer (Neelakantan et al., 2016; 2017) and Neural Symbolic Machines (Liang et al., 2017; 2018; Agarwal et al., 2019). The proposed TABFACT serves as a great benchmark to evaluate the reasoning ability of different neural reasoning models. Specifically, TABFACT poses the following challenges: 1) spurious programs (i.e., wrong programs with the true returned answers): since the program output is only a binary label, which can cause serious spurious problems and misguide the reinforcement learning with the under-specified binary rewards. 2) decomposition: the model needs to decompose the statement into sub-clauses and verify the sub-clauses one by one, which normally requires the longer logic inference chains to infer the statement verdict. 3) linguistic reasoning like inference and paraphrasing.

6 CONCLUSION

This paper investigates a very important yet previously under-explored research problem: semi-structured fact verification. We construct a large-scale dataset and proposed two methods, Table-BERT and LPA, based on the state-of-the-art pre-trained natural language inference model and program synthesis. In the future, we plan to push forward this research direction by inspiring more sophisticated architectures which can perform both linguistic and symbolic reasoning.

REFERENCES

- Rishabh Agarwal, Chen Liang, Dale Schuurmans, and Mohammad Norouzi. Learning to generalize from sparse and underspecified rewards. *International Conference of Machine Learning*, 2019.
- Yoav Artzi and Luke Zettlemoyer. Weakly supervised learning of semantic parsers for mapping instructions to actions. *Transactions of the Association for Computational Linguistics*, 1:49–62, 2013.
- Yoav Artzi, Dipanjan Das, and Slav Petrov. Learning compact lexicons for ccg semantic parsing. In *Proceedings of the 2014 Conference on Empirical Methods in Natural Language Processing (EMNLP)*, pp. 1273–1283, 2014.
- Jonathan Berant and Percy Liang. Semantic parsing via paraphrasing. In *Proceedings of the 52nd Annual Meeting of the Association for Computational Linguistics (Volume 1: Long Papers)*, pp. 1415–1425, 2014.
- Jonathan Berant, Andrew Chou, Roy Frostig, and Percy Liang. Semantic parsing on freebase from question-answer pairs. In *Proceedings of the 2013 Conference on Empirical Methods in Natural Language Processing*, pp. 1533–1544, 2013.
- Chandra Sekhar Bhagavatula, Thanapon Noraset, and Doug Downey. Methods for exploring and mining tables on wikipedia. In *Proceedings of the ACM SIGKDD Workshop on Interactive Data Exploration and Analytics*, pp. 18–26. ACM, 2013.
- Samuel R Bowman, Gabor Angeli, Christopher Potts, and Christopher D Manning. A large annotated corpus for learning natural language inference. In *Proceedings of the 2015 Conference on Empirical Methods in Natural Language Processing*, pp. 632–642, 2015.
- Qian Chen, Xiaodan Zhu, Zhen-Hua Ling, Si Wei, Hui Jiang, and Diana Inkpen. Enhanced lstm for natural language inference. In *Proceedings of the 55th Annual Meeting of the Association for Computational Linguistics (Volume 1: Long Papers)*, pp. 1657–1668, 2017.
- Ido Dagan, Oren Glickman, and Bernardo Magnini. The pascal recognising textual entailment challenge. In *Machine Learning Challenges Workshop*, pp. 177–190. Springer, 2005.
- Jacob Devlin, Ming-Wei Chang, Kenton Lee, and Kristina Toutanova. Bert: Pre-training of deep bidirectional transformers for language understanding. *Proceedings of NAACL-HLT*, 2019.
- Li Dong and Mirella Lapata. Language to logical form with neural attention. In *Proceedings of the 54th Annual Meeting of the Association for Computational Linguistics (Volume 1: Long Papers)*, pp. 33–43, 2016.
- Joseph L Fleiss. Measuring nominal scale agreement among many raters. *Psychological bulletin*, 76(5):378, 1971.
- Alex Graves, Greg Wayne, and Ivo Danihelka. Neural turing machines. *arXiv preprint arXiv:1410.5401*, 2014.
- Andreas Hanselowski, Hao Zhang, Zile Li, Daniil Sorokin, Benjamin Schiller, Claudia Schulz, and Iryna Gurevych. Ukp-athene: Multi-sentence textual entailment for claim verification. *arXiv preprint arXiv:1809.01479*, 2018.

- Naeemul Hassan, Gensheng Zhang, Fatma Arslan, Josue Caraballo, Damian Jimenez, Siddhant Gawsane, Shohedul Hasan, Minumol Joseph, Aaditya Kulkarni, Anil Kumar Nayak, et al. Claim-buster: the first-ever end-to-end fact-checking system. *Proceedings of the VLDB Endowment*, 10(12):1945–1948, 2017.
- Mohit Iyyer, Wen-tau Yih, and Ming-Wei Chang. Search-based neural structured learning for sequential question answering. In *Proceedings of the 55th Annual Meeting of the Association for Computational Linguistics (Volume 1: Long Papers)*, volume 1, pp. 1821–1831, 2017.
- Sujay Kumar Jauhar, Peter Turney, and Eduard Hovy. Tables as semi-structured knowledge for question answering. In *Proceedings of the 54th Annual Meeting of the Association for Computational Linguistics (Volume 1: Long Papers)*, volume 1, pp. 474–483, 2016.
- Jerrold J Katz and Jerry A Fodor. The structure of a semantic theory. *language*, 39(2):170–210, 1963.
- Ni Lao, Tom Mitchell, and William W Cohen. Random walk inference and learning in a large scale knowledge base. In *Proceedings of the Conference on Empirical Methods in Natural Language Processing*, pp. 529–539. Association for Computational Linguistics, 2011.
- Chen Liang, Jonathan Berant, Quoc Le, Kenneth D Forbus, and Ni Lao. Neural symbolic machines: Learning semantic parsers on freebase with weak supervision. *International Conference of Machine Learning*, 2017.
- Chen Liang, Mohammad Norouzi, Jonathan Berant, Quoc V Le, and Ni Lao. Memory augmented policy optimization for program synthesis and semantic parsing. In *Advances in Neural Information Processing Systems*, pp. 9994–10006, 2018.
- Percy Liang, Michael I Jordan, and Dan Klein. Learning dependency-based compositional semantics. *Computational Linguistics*, 39(2):389–446, 2013.
- Yinhan Liu, Myle Ott, Naman Goyal, Jingfei Du, Mandar Joshi, Danqi Chen, Omer Levy, Mike Lewis, Luke Zettlemoyer, and Veselin Stoyanov. Roberta: A robustly optimized bert pretraining approach. *arXiv preprint arXiv:1907.11692*, 2019.
- Arvind Neelakantan, Quoc V Le, and Ilya Sutskever. Neural programmer: Inducing latent programs with gradient descent. *International Conference on Learning Representation*, 2016.
- Arvind Neelakantan, Quoc V Le, Martin Abadi, Andrew McCallum, and Dario Amodei. Learning a natural language interface with neural programmer. *International Conference on Learning Representation*, 2017.
- Ankur Parikh, Oscar Täckström, Dipanjan Das, and Jakob Uszkoreit. A decomposable attention model for natural language inference. In *Proceedings of the 2016 Conference on Empirical Methods in Natural Language Processing*, pp. 2249–2255, 2016.
- Panupong Pasupat and Percy Liang. Compositional semantic parsing on semi-structured tables. In *Proceedings of the 53rd Annual Meeting of the Association for Computational Linguistics and the 7th International Joint Conference on Natural Language Processing (Volume 1: Long Papers)*, volume 1, pp. 1470–1480, 2015.
- Matthew E Peters, Mark Neumann, Mohit Iyyer, Matt Gardner, Christopher Clark, Kenton Lee, and Luke Zettlemoyer. Deep contextualized word representations. In *Proceedings of NAACL-HLT*, pp. 2227–2237, 2018.
- Kashyap Papat, Subhabrata Mukherjee, Jannik Strötgen, and Gerhard Weikum. Where the truth lies: Explaining the credibility of emerging claims on the web and social media. In *Proceedings of the 26th International Conference on World Wide Web Companion*, pp. 1003–1012. International World Wide Web Conferences Steering Committee, 2017.
- Sebastian Riedel, Matko Bosnjak, and Tim Rocktäschel. Programming with a differentiable forth interpreter. *ICML*, 2017.

- Tim Rocktäschel and Sebastian Riedel. End-to-end differentiable proving. In *Advances in Neural Information Processing Systems*, pp. 3788–3800, 2017.
- Alane Suhr, Mike Lewis, James Yeh, and Yoav Artzi. A corpus of natural language for visual reasoning. In *Proceedings of the 55th Annual Meeting of the Association for Computational Linguistics (Volume 2: Short Papers)*, pp. 217–223, 2017.
- Alane Suhr, Stephanie Zhou, Ally Zhang, Iris Zhang, Huajun Bai, and Yoav Artzi. A corpus for reasoning about natural language grounded in photographs. In *Proceedings of the Annual Meeting of the Association for Computational Linguistics*, 2019.
- James Thorne, Andreas Vlachos, Christos Christodoulopoulos, and Arpit Mittal. Fever: a large-scale dataset for fact extraction and verification. In *Proceedings of the 2018 Conference of the North American Chapter of the Association for Computational Linguistics: Human Language Technologies, Volume 1 (Long Papers)*, volume 1, pp. 809–819, 2018.
- Johan Van Benthem et al. *A brief history of natural logic*. LondonCollege Publications9781904987444, 2008.
- Ashish Vaswani, Noam Shazeer, Niki Parmar, Jakob Uszkoreit, Llion Jones, Aidan N Gomez, Łukasz Kaiser, and Illia Polosukhin. Attention is all you need. In *Advances in neural information processing systems*, pp. 5998–6008, 2017.
- Alex Wang, Amanpreet Singh, Julian Michael, Felix Hill, Omer Levy, and Samuel R Bowman. Glue: A multi-task benchmark and analysis platform for natural language understanding. *EMNLP 2018*, pp. 353, 2018.
- Alex Wang, Yada Pruksachatkun, Nikita Nangia, Amanpreet Singh, Julian Michael, Felix Hill, Omer Levy, and Samuel R Bowman. Superglue: A stickier benchmark for general-purpose language understanding systems. *arXiv preprint arXiv:1905.00537*, 2019.
- Adina Williams, Nikita Nangia, and Samuel R Bowman. A broad-coverage challenge corpus for sentence understanding through inference. *arXiv preprint arXiv:1704.05426*, 2017.
- Zhilin Yang, Zihang Dai, Yiming Yang, Jaime Carbonell, Ruslan Salakhutdinov, and Quoc V Le. Xlnet: Generalized autoregressive pretraining for language understanding. *Advances in neural information processing systems*, 2019.
- Pengcheng Yin and Graham Neubig. A syntactic neural model for general-purpose code generation. *arXiv preprint arXiv:1704.01696*, 2017.
- Tao Yu, Rui Zhang, Kai Yang, Michihiro Yasunaga, Dongxu Wang, Zifan Li, James Ma, Irene Li, Qingning Yao, Shanelle Roman, et al. Spider: A large-scale human-labeled dataset for complex and cross-domain semantic parsing and text-to-sql task. In *Proceedings of the 2018 Conference on Empirical Methods in Natural Language Processing*, pp. 3911–3921, 2018.
- Rowan Zellers, Yonatan Bisk, Roy Schwartz, and Yejin Choi. Swag: A large-scale adversarial dataset for grounded commonsense inference. In *Proceedings of the 2018 Conference on Empirical Methods in Natural Language Processing*, pp. 93–104, 2018.
- Luke S Zettlemoyer and Michael Collins. Learning to map sentences to logical form: structured classification with probabilistic categorical grammars. In *Proceedings of the Twenty-First Conference on Uncertainty in Artificial Intelligence*, pp. 658–666. AUAI Press, 2005.
- Victor Zhong, Caiming Xiong, and Richard Socher. Seq2sql: Generating structured queries from natural language using reinforcement learning. *arXiv preprint arXiv:1709.00103*, 2017.

A APPENDIX

A.1 FUNCTION DESCRIPTION

We list the detailed function description in Figure 6. We also visualize the functionality of the most

Name	Arguments	Output	Comment
Count	View	Number	Return the number of rows in the View
Within	View, Header String, Cell String/Number	Bool	Return whether the cell string/number exists under the Header Column of the given view
Without	View, Header String, Cell String/Number	Bool	Return whether the cell string/number does not exist under the Header Column of the given view
None	String	Bool	Whether the string represents None, like "None", "No", "-", "No information provided"
Before/After	Row, Row	Row	Returns whether row1 is before/after row2
First/Second/Third/Fourth	View, Row	Bool	Returns whether the row is in the first/second/third position of the view
Average/Sum/Max/Min	View, Header String	Number	Returns the average/summation/max/min value under the Header Column of the given view
Argmin/Argmax	View, Header String	Row	Returns the row with the maximum/minimum value under the Header Column of the given view
Hop	Row, Header String	Number/String	Returns the cell value under the Header Column of the given row
Diff/Add	Number, Number	Number	Perform arithmetic operations on two numbers
Greater/Less	Number, Number	Bool	Returns whether the first number is greater/less than the second number
Equal/Unequal	String, String/Number, Number	Bool	Compare two numbers or strings to see whether they are the same
Filter_eq/ Filter_greater/ Filter_less/ Filter_greater_or_equal/ Filter_less_or_equal	View, Header String, Number	View	Returns the subview of the given with the cell values under the Header column greater/less/eq/... against the given number
All_eq/All_greater/ All_less/All_greater_or_equa l/All_less_or_equal	View, Header String, Number	Bool	Returns the whether all of the cell values under the Header column are greater/less/eq/... against the given number
And/Or	Bool, Bool	Bool	Returns the Boolean operation results of two inputs

Figure 6: The function definition used in TabFact.

typical functions and their input/output examples in Figure 7.

Count	(<table><tr><th>Name</th><th>Age</th></tr><tr><td></td><td></td></tr><tr><td></td><td></td></tr></table>	Name	Age) = 2	within	(<table><tr><th>Name</th><th>Age</th></tr><tr><td>A</td><td></td></tr><tr><td>B</td><td></td></tr></table>	Name	Age	A		B		, Name, A) = True					
Name	Age																							
Name	Age																							
A																								
B																								
without	(<table><tr><th>Name</th><th>Age</th></tr><tr><td>A</td><td></td></tr><tr><td>B</td><td></td></tr></table>	Name	Age	A		B		, Name, A) = False	None	(-/Not Given/NA) = True											
Name	Age																							
A																								
B																								
Before	(<table><tr><th>Name</th><th>Age</th></tr><tr><td>A</td><td></td></tr></table>	Name	Age	A		,	<table><tr><th>Name</th><th>Age</th></tr><tr><td>B</td><td></td></tr></table>	Name	Age	B) = True	First	(<table><tr><th>Name</th><th>Age</th></tr><tr><td>A</td><td></td></tr></table>	Name	Age	A) = True			
Name	Age																							
A																								
Name	Age																							
B																								
Name	Age																							
A																								
Avg	(<table><tr><th>Name</th><th>Age</th></tr><tr><td>A</td><td>2</td></tr><tr><td>B</td><td>4</td></tr></table>	Name	Age	A	2	B	4	, Age) = 3	Argmin	(<table><tr><th>Name</th><th>Age</th></tr><tr><td>A</td><td>2</td></tr><tr><td>B</td><td>4</td></tr></table>	Name	Age	A	2	B	4	, Age) =	<table><tr><th>Name</th><th>Age</th></tr><tr><td>A</td><td>2</td></tr></table>	Name	Age	A	2
Name	Age																							
A	2																							
B	4																							
Name	Age																							
A	2																							
B	4																							
Name	Age																							
A	2																							
Filter_eq	(<table><tr><th>Name</th><th>Age</th></tr><tr><td>A</td><td>2</td></tr><tr><td>B</td><td>4</td></tr></table>	Name	Age	A	2	B	4	, Age, 2) =	<table><tr><th>Name</th><th>Age</th></tr><tr><td>A</td><td>2</td></tr></table>	Name	Age	A	2	All_eq	(<table><tr><th>Name</th><th>Age</th></tr><tr><td>A</td><td>2</td></tr><tr><td>B</td><td>2</td></tr></table>	Name	Age	A	2	B	2	, Age, 2) = True
Name	Age																							
A	2																							
B	4																							
Name	Age																							
A	2																							
Name	Age																							
A	2																							
B	2																							
Hop	(<table><tr><th>Name</th><th>Age</th></tr><tr><td>A</td><td></td></tr></table>	Name	Age	A		, Name) = A	Diff	(2, 1) = 1	Greater	(2, 1) = True	Equal	(2, 2) = True											
Name	Age																							
A																								

Figure 7: The visualization of different functions.

We list all the trigger words for different functions in Figure 8

Trigger	Function
'average'	average
'difference', 'gap', 'than', 'separate'	diff
'sum', 'summation', 'combine', 'combined', 'total', 'add', 'all', 'there are'	ddd, sum
'not', 'no', 'never', 'didn't', 'won't', 'wasn't', 'isn't', 'haven't', 'weren't', 'won't', 'neither', 'none', 'unable', 'fail', 'different', 'outside', 'unable', 'fail'	not_eq, not_within, Filter_not_eq, none
'not', 'no', 'none'	none
'first', 'top', 'latest', 'most'	first
'last', 'bottom', 'latest', 'most'	last
'RBR', 'JJR', 'more', 'than', 'above', 'after'	filter_greater, greater
'RBR', 'JJR', 'less', 'than', 'below', 'under'	filter_less, less
'all', 'every', 'each'	all_eq, all_less, all_greater,
['all', 'every', 'each'], ['not', 'no', 'never', 'didn't', 'won't', 'wasn't']	all_not_eq
'at most', 'than'	all_less_eq, all_greater_eq
'RBR', 'RBS', 'JJR', 'JJS'	max, min
'JJR', 'JJS', 'RBR', 'RBS', 'top', 'first'	argmax, argmin
'within', 'one', 'of', 'among'	within
'follow', 'following', 'followed', 'after', 'before', 'above', 'precede'	before
'follow', 'following', 'followed', 'after', 'before', 'above', 'precede'	after
'most'	most_freq
ordinal	First, second, third, fourth

Figure 8: The trigger words used to shrink the search space.

B HIGHER-ORDER OPERATIONS

1. Aggregation: the aggregation operation refers to sentences like “the averaged age of all ...”, “the total amount of scores obtained in ...”, etc.
2. Negation: the negation operation refers to sentences like “xxx did not get the best score”, “xxx has never obtained a score higher than 5”.
3. Superlative: the superlative operation refers to sentences like “xxx achieves the highest score in”, “xxx is the lowest player in the team”.
4. Comparative: the comparative operation refers to sentences like “xxx has a higher score than yyy”.
5. Ordinal: the ordinal operation refers to sentences like “the first country to achieve xxx is xxx”, “xxx is the second oldest person in the country”.
6. Unique: the unique operation refers to sentences like “there are 5 different nations in the tournament, ”, “there are no two different players from U.S”
7. All: the for all operation refers to sentences like “all of the trains are departing in the morning”, “none of the people are older than 25.”
8. None: the sentences which do not involve higher-order operations like “xxx achieves 2 points in xxx game”, “xxx player is from xxx country”.

C ERROR ANALYSIS

Before we quantitatively demonstrate the error analysis of the two methods, we first theoretically analyze the bottlenecks of the two methods as follows:

Symbolic We first provide a case in which the symbolic execution can not deal with theoretically in Figure 9. The failure cases of symbolic are either due to the entity link problem or function coverage problem. For example, in the given statement below, there is no explicit mention of “7-5, 6-4” cell. Therefore, the entity linking model fails to link to this cell content. Furthermore, even

though we can successfully link to this string, there is no defined function to parse "7-5, 6-5" as "won two games" because it requires linguistic/mathematical inference to understand the implication from the string. Such cases are the weakness of symbolic reasoning models.

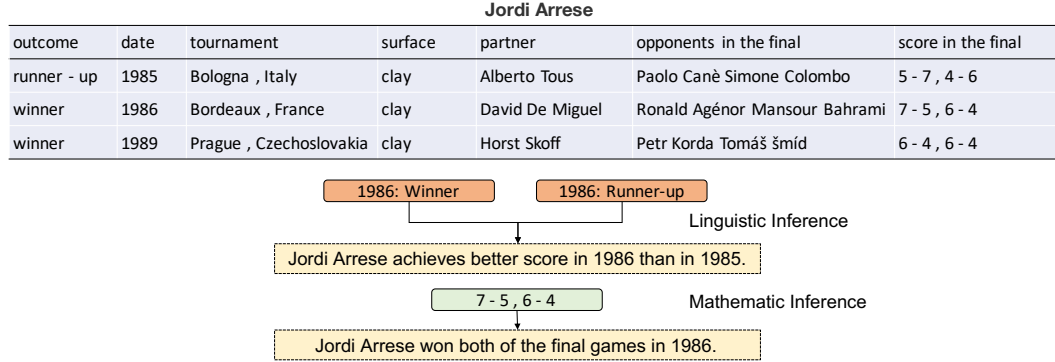


Figure 9: The error case of symbolic reasoning model

BERT In contrast, Table-BERT model seems to have no coverage problem as long as it can feed the whole table content. However, due to the template linearization, the table is unfolded into a long sequence as depicted in Figure 10. The useful information, "clay" are separated in a very long span of unrelated words. How to grasp such a long dependency and memorize the history information poses a great challenge to the Table-BERT model.

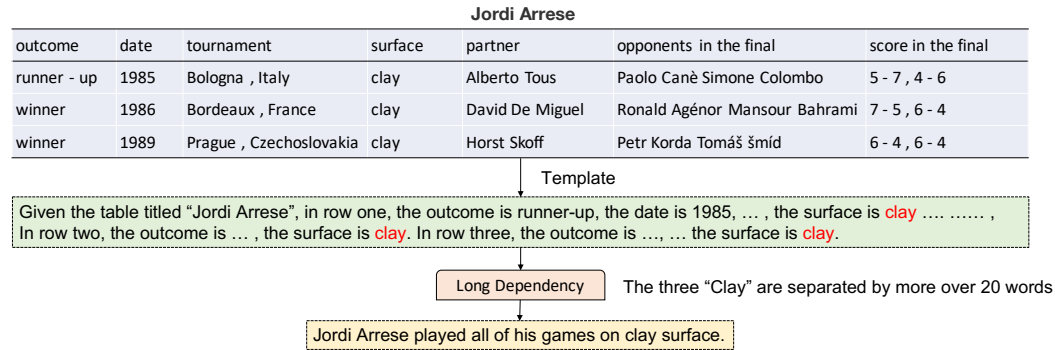


Figure 10: The error case of BERT NLI model

Statistics Here we pick 200 samples from the validation set which only involve single semantic and divide them into different categories. We denote the above-mentioned cases as "linguistic inference", and the sentences which only describe information from one row as "Trivial", the rest are based on their logic operation like Aggregation, Superlative, Count, etc. We visualize the accuracy of LPA and Table-BERT in Figure 11. From which we can observe that the statements with linguistic inference are much better handled with BERT model, while LPA achieves an accuracy barely higher than random guess. The BERT model can deal with trivial cases well as it uses a horizontal scan order. In contrast, the LPA model outperforms BERT on higher-order logic cases, especially when the statement involves operations like Count and Superlative.

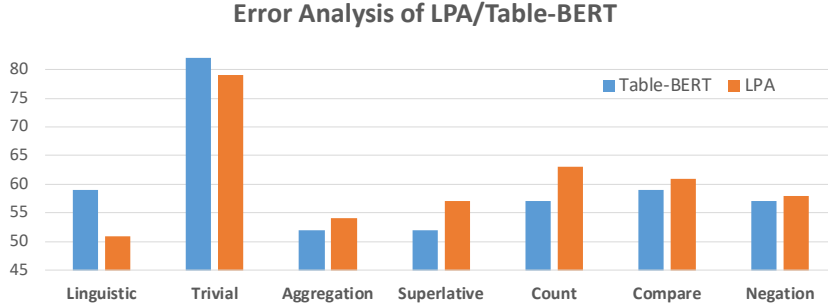


Figure 11: The error analysis of two different models

D REASONING DEPTH

Given that our LPA has the breadth to cover a large semantic space. Here we also show the reasoning depth in terms of how many logic inference steps are required to tackle verify the given claims. We visualize the histogram in Figure 12 and observe that the reasoning steps are concentrated between 4 to 7. Such statistics indicate the difficulty of fact verification in our TABFACT dataset.

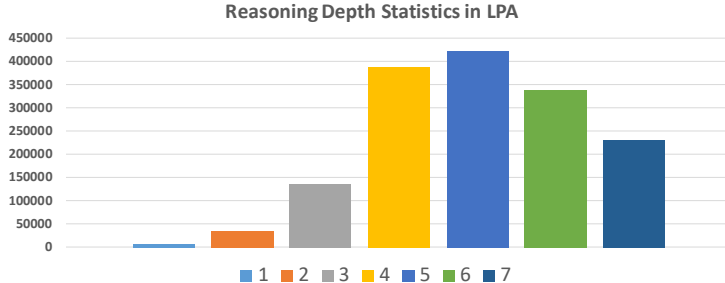


Figure 12: The histogram of reasoning steps required to verify the claims

E WHETHER TO KEEP WIKIPEDIA CONTEXT

Before crowd-sourcing the annotation for the tables, we observed that the previous WikiTableQuestion Pasupat & Liang (2015) provides context (Wikipedia title) during annotation while the WikiSQL Zhong et al. (2017) does not. Therefore, we particularly design ablation annotation tasks to compare the annotation quality between w/ and w/o Wikipedia title as context. We demonstrate a typical example in Figure 13, where a Wiki table⁹ aims to describe the achievements of a tennis player named Dennis, but itself does not provide any explicit hint about “Tennis Player Dennis”. Unsurprisingly, the sentence fluency and coherence significantly drops without such information. Actually, a great portion of these Wikipedia tables requires background knowledge (like sports, celebrity, music, etc) to understand. We perform a small user study to measure the fluency of annotated statements. Specifically, we collected 50 sentences from both annotation w/ and w/o title context and randomly shuffle them as pairs, which are distributed to the 8 experts without telling them their source to compare the language fluency. It turns out that the experts ubiquitously agree that the statements with Wikipedia titles are more human-readable. Therefore, we argue that such a context is necessary for annotators to understand the background knowledge to write more fluent sentences. On the other end, we also hope to minimize the influence of the textual context in the table-based verification task, therefore, we design an annotation criterion: the Wikipedia title is provided to the workers during the annotation, but they are explicitly banned from bring any unrelated

⁹https://en.wikipedia.org/wiki/Dennis_Ralston

background information other than the title into the annotation. As illustrated in Figure 13, the title only acts as a placeholder in the statements to make it sound more natural.

outcome	year	championship	surface	partner
winner	1960	Wimbledon championships	grass	Rafael Osuna
winner	1961	US Championships	grass	Chuck Mckinley
runner - up	1962	US Championships	grass	Chuck Mckinley
winner	1963	US Championships (2)	grass	Chuck Mckinley
Context (Title)	Richard Dennis Ralston (born July 27, 1942, an American former tennis player)		No Information is provided	
Annotate	From 1960 to 1969, Ralston won five major double championships.		Winner is on the grass surface. Rafael Osuna is partner in the Wimbledon	

Figure 13: Comparison of worker annotation w/ and w/o Wikipedia title as context

F ENTITY LINKING

Here we propose to use the longest string match to find all the candidate entities in the table, when multiple candidates coexist, we select the one with the minimum edit distances. The visualization is demonstrated in Figure 14.

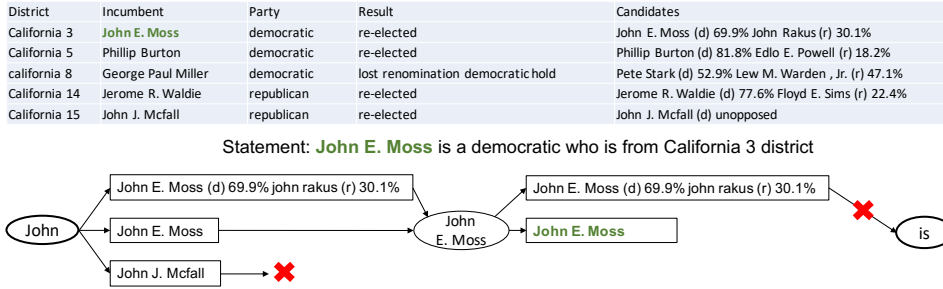


Figure 14: Entity Linking System.

G THE PROGRAM CANDIDATES

Here we demonstrate some program candidates in Figure 15, and show how our proposed discriminator is designed to compute the matching probability between the statement and program. Specifically, we employ two transformer-based encoder Vaswani et al. (2017), the left one is aimed to encode the program sequence and the right one is aimed to encode the statement sequence. Their output from [CLS] position is concatenated and fed into an MLP to classify the verification label.

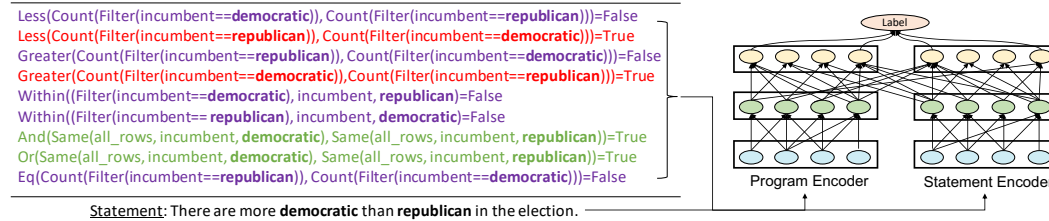


Figure 15: We demonstrate the top program candidates and use the discriminator to rank them.