

Royce J Wilson, Celia Yuxin Zhang, William Lam, Damien Desfontaines, Daniel Simmons-Marengo, and Bryant Gipson\*

# Differentially Private SQL with Bounded User Contribution

**Abstract:** Differential privacy (DP) provides formal guarantees that the output of a database query does not reveal too much information about any individual present in the database. While many differentially private algorithms have been proposed in the scientific literature, there are only a few end-to-end implementations of differentially private query engines. Crucially, existing systems assume that each individual is associated with at most one database record, which is unrealistic in practice. We propose a generic and scalable method to perform differentially private aggregations on databases, even when individuals can each be associated with arbitrarily many rows. We express this method as an operator in relational algebra, and implement it in an SQL engine. To validate this system, we test the utility of typical queries on industry benchmarks, and verify its correctness with a stochastic test framework we developed. We highlight the promises and pitfalls learned when deploying such a system in practice, and we publish its core components as open-source software.

**Keywords:** differential privacy, database, SQL

DOI Editor to enter DOI  
Received ...; revised ...; accepted ...

## 1 Introduction

Many services collect sensitive data about individuals. These services must balance the possibilities offered by analyzing, sharing, or publishing this data with their responsibility to protect the privacy of the individuals present in their data. Releasing aggregate results about

a population without revealing too much about individuals is a long-standing field of research. The standard definition used in this context is differential privacy (DP): it provides a formal guarantee on how much the output of an algorithm reveals about any individual in its input [10, 11, 14]. Differential privacy states that the distribution of results derived from private data cannot reveal “too much” about a single person’s contribution, or lack thereof, to that data [12]. By using differential privacy when analyzing data, organizations can minimize the disclosure risk of sensitive information about their users.

Query engines are a major analysis tool for data scientists, and one of the most common ways for analysts to write queries is with Structured Query Language (SQL). As a result, multiple query engines have been developed to enable data analysis while enforcing DP [2, 21, 26, 33], and all of them use a SQL-like syntax.

However, as we discuss in Section 2, these differentially private query engines make some implicit assumptions, notably that each individual in the underlying database is associated with at most one database record. This does not hold in many real-world datasets, so the privacy guarantee offered by these systems is weaker than advertised for those databases. To overcome this limitation we introduce a generic mechanism for bounding user contribution to a large class of differentially private aggregate functions. We then propose a design for a SQL engine using these contribution bounding mechanisms to enforce DP, even when a given individual can be associated with arbitrarily many records or the query contains joins.

Our work goes beyond this design and accompanying analysis: we also describe the implementation of these mechanisms as part of a SQL engine, and the challenges encountered in the process. We describe a stochastic testing framework that generates databases on which we test for differential privacy to increase our level of trust into the system’s robustness. To aid in replicability of our work and encourage wider adoption of differential privacy, we release core components of the system as open-source software.

**Royce J Wilson:** Google, E-mail: rjwilson@google.com  
**Celia Yuxin Zhang:** Google, E-mail: cyzhang@google.com  
**William Lam:** Google, E-mail: lamw@google.com  
**Damien Desfontaines:** Google / ETH Zurich, E-mail: damien@desfontain.es  
**Daniel Simmons-Marengo:** Google, E-mail: dasm@google.com  
**\*Corresponding Author: Bryant Gipson:** Google, E-mail: bryantgipson@google.com

## 1.1 Requirements and contributions

To be useful for non-expert analysis, a differentially private SQL engine must at least:

- Make realistic assumptions about the data, specifically allowing multiple records to be associated with an individual user.
- Support typical data analysis operations, such as counts, sums, means, percentiles, etc.
- Provide analysts with information about the accuracy of the queries returned by the engine, and give them clear privacy guarantees.
- Provide a way to test the integrity of the engine and validate the engine’s privacy claims.

In this work, we present a differentially private SQL engine that satisfies these high-level requirements. More precisely:

- We detail how we use the concept of *row ownership* to enforce the original meaning of differential privacy: the output of the analysis does not reveal anything about a single *individual*. In our engine, multiple rows can be associated with the same “owner” (hereafter referred to as a *user*, although the owner could also be a group), and the differential privacy property is enforced at the user level.
- We implement common aggregations (counts, sums, medians, etc.), arbitrary per-record transforms, and joins on the row owner column as part of our engine. To do so we provide a method of bounding query sensitivity and stability across transforms and joins, and a mechanism to enforce row ownership throughout the query transformation.
- We detail some of the usability challenges that arise when trying to productionize such a system and increase its adoption. In particular, we explain how we communicate the accuracy impact of differential privacy to analysts, and we experimentally verify that the noise levels are acceptable in typical conditions. We also propose an algorithm for automatic sensitivity determination.
- We present a testing framework that verifies that  $\epsilon$ -DP aggregation functions are correctly implemented, and can be used to detect software regressions that break the privacy guarantees.

Overall, this work contributes to research on differential privacy by proposing a method of bounded contributions and exploring the trade-offs in accuracy in a testable and verifiable way. Additionally, this work can increase the appropriate adoption of differential privacy

by providing a usable system based on popular tools used by data analysts. For reproducibility and adoption, we release the new SQL aggregation operations and the stochastic tester as open-source software.

## 1.2 Related work

Multiple differentially private query engines have been proposed in the literature. In this work, we mainly compare our system to two existing differentially private query engines: PINQ [33] and Flex [21]. Our work differs in two major ways from these engines: we support the common case where a single user is associated with multiple rows, and we support arbitrary GROUP BY statements.

In these systems a single organization is assumed to hold all the raw data. Query engines can also be used in other contexts: differential privacy can be used in concert with secure multiparty computation techniques to enable join queries between databases held by different organizations, e.g., DJoin [38] and Shrinkwrap [2].

A significant amount of research focuses on improving the accuracy of query results while still maintaining differential privacy. In this work, for clarity, we keep the description of our system conceptually simple, and explicitly do not make use of techniques like smooth sensitivity [39], tight privacy budget computation methods [22, 34], variants of the differential privacy definition [6, 8, 36], adjustment of noise levels to a pre-specified set of queries [29], or generation of differentially private synthetic data to answer arbitrarily many queries afterwards [5, 26].

The testing framework we introduce in Section 5.3 is similar to recent work in verification for differential privacy [4, 9], but approaches the problem in a generic way by testing a diverse set of databases that are agnostic to specific algorithms.

Our work is not the first to use noise and thresholding to preserve privacy: this method was originally proposed in [17, 25] in the specific context of releasing search logs with  $(\epsilon, \delta)$ -DP; our work can be seen as an extension and generalization of this intuition. Difix [15] is another system using similar primitives; however, it does not provide any formal privacy guarantee; so a meaningful comparison with our work is not feasible. In Section 4, we provide a comparison of query accuracy between our work, PINQ, and Flex.

### 1.3 Preliminaries

We introduce here the definitions and notations used throughout this paper. Let  $R$  be an arbitrary set of *records*, and  $\mathcal{U}$  an arbitrary set of *user identifiers*. A *row* is a pair  $(u, r)$  for some  $u \in \mathcal{U}$  and  $r \in R$ , and a *database* is a multiset of rows. A user  $u$  is said to *own* the rows  $(u, r)$  for all  $r \in R$ . We denote  $\mathcal{D}$  the space of all databases.

**Definition 1** (Distance between databases). *We denote row-level change the addition or removal of a single row from a database, and user-level change the addition or removal of all rows associated with a user. Given two databases  $D_1$  and  $D_2$ , we denote  $\|D_1 - D_2\|$  the minimum number of row-level changes necessary to transform  $D_1$  into  $D_2$ , and  $\|D_1 - D_2\|_u$  the minimum number of user-level changes necessary to transform  $D_1$  into  $D_2$ .*

We recall the definitions of  $(\epsilon, \delta)$ -differential privacy and of global  $L^1$ -sensitivity.

**Definition 2**  $((\epsilon, \delta)$ -Differential Privacy). *A randomized mechanism  $f: \mathcal{D} \rightarrow \mathbb{R}^d$  satisfies row-level  $(\epsilon, \delta)$ -DP if for all pairs of databases  $D_1, D_2 \in \mathcal{D}$  that satisfy  $\|D_1 - D_2\| = 1$ , and for all sets of outputs  $S$ , we have:*

$$\Pr[f(D_1) \in S] \leq e^\epsilon \Pr[f(D_2) \in S] + \delta$$

*$f$  satisfies user-level DP<sup>1</sup> if the above condition holds for all pairs of databases  $D_1, D_2 \in \mathcal{D}$  such that  $\|D_1 - D_2\|_u = 1$ .  $\epsilon$ -DP is an alias for  $(\epsilon, 0)$ -DP.*

Note that this notion is technically *unbounded differential privacy* [24], which we use for simplicity throughout this work. Up to a change in parameters, it is equivalent to the classical definition, which also allows the *change* of one record in the distance relation between databases.

**Definition 3** ( $L^1$ -Sensitivity). *The global  $L^1$ -sensitivity of a function  $f: \mathcal{D} \rightarrow \mathbb{R}^d$  is defined by:*

$$\Delta f = \max_{D_1, D_2 \in \mathcal{D}: \|D_1 - D_2\| = 1} \|f(D_1) - f(D_2)\|_1$$

*where  $\|\cdot\|_1$  denotes the  $L^1$  norm. The user-global  $L^1$ -sensitivity of  $f$  is defined by:*

$$\Delta_u f = \max_{D_1, D_2 \in \mathcal{D}: \|D_1 - D_2\|_u = 1} \|f(D_1) - f(D_2)\|_1$$

<sup>1</sup> A similar notion in the context of streaming data, *pan-privacy*, is introduced in [13].

## 2 A simple example: histograms

Before describing the technical details of our system we first give an intuition of how it works using a simple example: histogram queries. Consider a simple database that logs accesses to a given website. An analyst wants to know which browser agents are most commonly used among users visiting the page. A typical query to do so is presented in Listing 1.

```
SELECT browser_agent, COUNT(*) AS visits
FROM access_logs
GROUP BY browser_agent;
```

**Listing 1.** Simple histogram query

How would one make this simple operation  $\epsilon$ -differentially private? One naive approach is to add Laplace noise of scale  $1/\epsilon$  to each count. This solution suffers from several shortcomings.

### 2.1 First pitfall: multiple contributions within a partition

The naive approach will correctly hide the existence of individual *records* from the database: each record of the access log will only influence one of the returned counts by at most 1, and it is well known [12] that this mechanism will provide  $\epsilon$ -DP. However, it fails to protect the existence of individual *users*: the same user could have visited the example page many times with a particular browser agent, and therefore could have contributed an arbitrarily large number of rows to visits for a particular GROUP BY partition, violating our assumption that query sensitivity is 1.

In PINQ and Flex, the differential privacy definition explicitly considers records as the privacy unit. Because we instead want to protect the full contribution of users, we need to explicitly include a notion of a user in our system design. In this work, we do this via the notion of a user identifier, hereafter abbreviated *uid*.

Because Listing 1 has unbounded sensitivity, just adding noise to counts is not enough to enforce differential privacy; we need to *bound user contribution to each partition*. One way this can be addressed is by counting distinct users, which has a user-global sensitivity of 1, instead of counting rows. Here, even though it modifies the query semantics, we chose this approach to keep the example simple. This leads to a modification of the query, as shown in Listing 2.

```
SELECT browser_agent,
       COUNT(DISTINCT uid) + Laplace(1/ε)
FROM access_logs
GROUP BY browser_agent;
```

**Listing 2.** Partition level contribution bounding

In other contexts it might make more sense to allow a user to contribute more than once to a partition (e.g. we count up to five visits from each distinct user with each distinct browser agent); in this case we would need to further modify the query to allow multiple contributions and increase sensitivity to match the maximum number of contributions.

## 2.2 Second pitfall: leaking GROUP BY keys

Even if we bound contribution to partitions and adapt noise levels, the query is still not  $\epsilon$ -DP. Suppose that the attacker is trying to distinguish between two databases differing in only one record, but this record is a unique browser agent  $BA_{unique}$ : this browser agent does not appear in  $D_1$ , but appears once in  $D_2$ . Then, irrespective of the value of the noisy counts, the GROUP BY keys are enough to distinguish between the two databases simply by looking at the output:  $BA_{unique}$  will appear in the query output for  $D_2$  but not for  $D_1$ .

To address this problem, we drop from the results all keys associated with a noisy count lower than a certain threshold  $\tau$ .  $\tau$  is chosen independently of the data, and the resulting process is  $(\epsilon, \delta)$ -DP with  $\delta > 0$ . We call this mechanism  $\tau$ -thresholding. With a sufficiently high  $\tau$ , the output rows with keys present in  $D_2$  but not  $D_1$  (and vice-versa) will be dropped with high probability, making the keys indistinguishable to an attacker. A longer discussion on the relation between  $\epsilon$ ,  $\delta$  and  $\tau$  can be found in Section 3.5. This approach is represented in SQL in Listing 3.

```
SELECT browser_agent,
       COUNT(DISTINCT uid) + Laplace(1/ε) AS c
FROM access_logs
GROUP BY browser_agent
HAVING c >= τ;
```

**Listing 3.** GROUP BY filtering

PINQ and Flex handle this issue by requiring the analyst to enumerate all keys to use in a GROUP BY operation, and return noisy counts for only and all such

keys<sup>2</sup>. This enforces  $\epsilon$ -DP but impairs usability: the range of possible values is often large (potentially the set of all strings) and difficult to enumerate, especially if the analyst cannot look at the raw data.

Some data synthesis algorithms have been proposed to release histograms under  $\epsilon$ -DP [31], but are limited, for example to datasets subject to hierarchical decomposition. Our approach is simpler and more generic, at some cost in the privacy guarantee.

## 2.3 Third pitfall: contributions to multiple partitions

Finally, we must consider the possibility of a user contributing to multiple partitions in our query. Imagine a user visiting the example page with many different browsers, each with a different browser agent. Such a user could potentially contribute a value of 1 to each partition’s count, changing the sensitivity of the query to be the number of partitions which is unbounded!

Because both PINQ and Flex consider records as the privacy unit, this is not an issue for their privacy models. So long as they are only used on databases where that requirement holds true, and where the sensitivity and stability impact of joins (and related operations) are carefully considered, they will provide adequate DP guarantees. However as shown in [32], these conditions are not always true.

Instead of adding strict requirements on the nature of the underlying database and on how joins are used, we introduce a novel mechanism for *bounding user contribution across partitions*. Concretely, we first choose a number  $C_u$ , and for each user, we randomly keep the contributions to  $C_u$  partitions for this user, dropping contributions to other partitions. This operation allows us to bound the global sensitivity of the aggregation: each user can then influence at most unique  $C_u$  counts, and we can adapt the noise level added to each count, by using Laplace noise of scale  $C_u/\epsilon$ .

The final version of our query is shown in Listing 4. It uses a non-standard variant of the SQL TABLESAMPLE operator, which supports partitioning and reservoir sampling, to represent the mechanism we introduced. This final version satisfies  $(\epsilon, \delta)$ -differential privacy for well-chosen parameters.

<sup>2</sup> The open-source implementation of Flex [20], however, does not appear to implement this requirement.

```

SELECT browser_agent,
       COUNT(DISTINCT uid) + Laplace( $C_u/\epsilon$ ) AS c
FROM (SELECT browser_agent, uid
      FROM access_logs
      GROUP BY browser_agent, uid)
TABLESAMPLE RESERVOIR
  ( $C_u$  ROWS PARTITION BY uid)
GROUP BY browser_agent
HAVING c >=  $\tau$ ;

```

**Listing 4.** An  $(\epsilon, \delta)$ -DP query

In the remainder of this paper, we formalize this approach, and adapt it to a larger set of operations. In particular, we extend it to arbitrary aggregations with bounded sensitivity, and we explain how to make this model compatible with joins.

## 3 System model and design

### 3.1 Overview

As suggested in Section 1.3, we assume that there is a special column of the input database that specifies which user owns each row. The system is agnostic to the semantics of this special column. In principle, it can be any unit of privacy that we need to protect: a device identifier, an organization, or even a unique row ID if we want to protect rows and not users. For simplicity of notation we assume that this special column is a user identifier. Users may own multiple rows in each input table, and each row must be owned by exactly one user. Our model guarantees  $(\epsilon, \delta)$ -DP with respect to each user, as defined in Definition 2.

We implement our DP query engine in two components on top of a general SQL engine: a collection of custom SQL aggregation operators (described in Section 3.2), and a query rewriter that performs anonymization semantics validation and enforcement (described in Section 3.3). The underlying SQL engine tracks user ID metadata across tables, and invokes the DP query rewriter when our anonymization query syntax is used on tables containing user data and any applicable permission checks succeed. Listing 5 provides an example of a SQL query accepted by our system.

```

SELECT WITH ANONYMIZATION
  T1.cohort, ANON_SUM(T2.val, 0, 1)
FROM Table1 T1, Table2 T2 USING(uid)
GROUP BY T1.cohort;

```

**Listing 5.** Anonymization query example

The query rewriter decomposes such queries into two steps, one before and one after our introduced DP aggregation operator, denoted by SELECT WITH ANONYMIZATION. The first step begins by validating that all table subqueries inside the DP operator’s FROM clause enforce unique user ownership of intermediate rows. Next, for each row in the subquery result relation, our operator partitions all input rows by the vector of user-specified GROUP BY keys and the user identifier, and applies an intermediate vanilla-SQL partial aggregation to each group.

For the second step, we sample a fixed number of these partially aggregated rows for each user to limit user contribution *across partitions*. Finally, we compute a cross-user DP aggregation across all users contributing to each GROUP BY partition, limiting user contribution *within partitions*. Adjusting query semantics is necessary to ensure that, for each partition, the cross-user aggregations receive only one input row per user.

### 3.2 Bounded-contribution aggregation

In this section, we present the set of supported  $\epsilon$ -DP statistical aggregates with bounded contribution. These functions are applied as part of the cross-user aggregation step, discussed in Section 3.3. Importantly, at this step, we assume that each user’s contributions have been aggregated to a single input row - this property is enforced by the query rewriter.

For a simple example for bounded contribution, COUNT(DISTINCT uid) counts unique users. Adding or subtracting a user will change the count by no more than 1.

For more complex aggregation functions we must determine how much a user can contribute to the result and add appropriately scaled noise. A naive solution without limits on the value of each row leads to unbounded contribution by a single user. For example, a SUM which can take any real as input has an unbounded  $L^1$ -sensitivity by Definition 3.

To address this, each  $\epsilon$ -DP function accepts an additional pair of lower and upper limit parameters used to clamp (i.e., *bound*) each input. For example, denoting the lower and upper bounds as  $L$  and  $U$ , respectively, consider the anonymized sum function:

$$\text{ANON\_SUM}(\text{col}, L, U)$$

Let  $\text{sum}_L^U: \mathcal{D} \rightarrow \mathbb{R}$  be the function that transforms each of its inputs  $x$  into  $x' = \max(\min(x, U), L)$ , and then all  $x'$  are summed. The global sensitivity for this

bounded sum function is:

$$\Delta \text{sum}_L^U = \max(|L|, |U|)$$

and thus, ANON\_SUM can be defined by using this function and then adding noise scaled by this sensitivity. For all functions, noise is added to internal states using the well-known Laplace mechanism [14, 16] before a differentially private version of the aggregate result can be released.

For ANON\_AVG, we use the algorithm designed in Li et al. [30]: we take the quotient of a noisy sum (bounded as in ANON\_SUM, and scaled by sensitivity  $|U - L|/2$ ) and a noisy count. ANON\_VAR is similarly derived; we use the same algorithm to compute a bounded mean and square it, and to compute a mean of bounded squares. ANON\_STDDEV is implemented as the square root of ANON\_VAR.

Lastly, ANON\_NTILE, is based on a Bayesian binary search algorithm [3, 23], and can be used to define max, min, and median functions. The upper and lower bounds are only used to restrict the search space and do not affect sensitivity. Each iteration of the internal binary search alters counts with a noise-adding mechanism scaled by sensitivity 1.

For the rest of this paper, we assume that contribution bounds are specified as literals in each query to simplify our presentation. Setting bounds requires some prior knowledge about the input set. For instance, to average a column of ages, the lower bound can be reasonably set to 0 and the upper bound to 150. To enhance usability in the case where there is no such prior knowledge, we also introduce a mechanism for automatically inferring contribution bounds, described in more detail in Section 5.1.1.

The definition of sensitivity given in Definition 3 assumes deterministic functions. From here, we will say that the *global sensitivity of a  $\epsilon$ -DP aggregate function is bounded by  $M$*  if the global sensitivity of the same function with no noise added is bounded by  $M$ . Due to the contribution bounding discussed in this section, we can determine such bounds  $M$  for our  $\epsilon$ -DP aggregation functions.

Table 1 lists our suite of aggregate functions and their sensitivity bounds, proven in Appendix E. These bounds assume that the aggregation is done on at least one user; we do not consider the case where we compare an empty aggregation with an aggregation over one user. This last case is considered in Section 3.5. Note that the bounds shown here are loose; we mostly care about the boundedness, and the order of magnitude with respect to  $U$  and  $L$ .

**Table 1.**  $\epsilon$ -DP aggregate functions

Function	Sensitivity Bound
ANON_COUNT(col)	1
ANON_SUM(col, L, U)	$\max( L ,  U )$
ANON_AVG(col, L, U)	$ U - L $
ANON_VAR(col, L, U)	$ U - L ^2$
ANON_STDDEV(col, L, U)	$ U - L $
ANON_NTILE(col, ntile, L, U)	$ U - L $

### 3.3 Query semantics

In this section, we define our  $(\epsilon, \delta)$ -DP relational operator, denoted by  $\chi$ . To do so, we use some of the conventional operators in relational algebra, a language used to describe the transformations on databases that occur in a query:

- $\Pi_s(R)$ : Project columns  $s$  from  $R$ .
- $\sigma_\varphi(R)$ : Select from  $R$  satisfying the predicate  $\varphi$ .
- $g\mathcal{G}_a(R)$ : Group on the cross products of distinct keys in the columns in  $g$ . Apply the aggregations in  $a$  to each group.
- $R \bowtie_{\text{cond}} S$ : Take the cross product of rows in  $R$  and  $S$ , select only the rows that satisfy the predicate  $\text{cond}$ .

Let  $s$  (select-list),  $g$  (group-list), and  $a$  (aggregate-list) denote the attribute names  $s_1, \dots, s_i, g_1, \dots, g_j$ , and  $a_1, \dots, a_k$ , respectively. Assume  $a$  is restricted to only contain the  $\epsilon$ -DP aggregate function calls discussed in Section 3.2. Our introduced operator,  $g\chi_a$ , can be interpreted as an anonymized grouping and aggregation operator with similar semantics to  $g\mathcal{G}_a$ .

Let  $T$  be a table subquery containing any additional analyst-specified operators that do not create any intermediate objects of shared ownership (as defined in Section 3.3.1). Let  $R$  be an input table with each row owned by exactly one user.  $R$  must have a denoted user-identifying *uid* attribute in the schema for the query to be allowed. We use  $T(R)$  as the input to our proposed operator  $\chi$ . Then, we can define our query  $Q$ :

$$Q := \Pi_s(g\chi_a(T(R)))$$

Our approach represents the general form of this relational expression using augmented SQL:

```
SELECT WITH ANONYMIZATION  $s, a$ 
FROM  $T(R)$ 
GROUP BY  $g$ ;
```

The query rewriter discussed in Section 3.1 transforms a query containing  $\chi$  into a query that only contains SQL primitives, minimizing the number of changes

to the underlying SQL engine. We define the following in order to express our rewriter operation:

- Let  $uid$  be the unique user identifier associated with each row. Let  $f(uid)$  compute the additional privacy risk for releasing a result record.  $f$  represents the  $\tau$ -thresholding mechanism introduced in Section 2.2 and its nature is discussed in more detail in Section 3.5.
- Let  $a'$  be the corresponding non- $\varepsilon$ -DP partial aggregation function of  $a$ . For example, if  $a$  is ANON\_SUM,  $a'$  would be SUM.
- Let  ${}_m\mathcal{T}_n$  behave like a reservoir-sampling SQL TABLESAMPLE operator where  $m$  is the grouping list and  $n$  is the number of samples per group. In other words, the operation  ${}_m\mathcal{T}_n(R)$  partitions  $R$  by columns  $m$ . For each partition, it randomly samples up to  $n$  rows. We use  $\mathcal{T}$  as the *stability-bounding operator* and discuss its implications in Section 3.4.

When the query rewriter is invoked on the following relational expression containing  $\chi$ :

$$Q := \Pi_s(g\chi_a(T(R)))$$

it returns the modified expression, with  $\chi$  expanded:

$$\begin{aligned} U &:= \Pi_{uid,g,a'}(uid\mathcal{T}_{C_u}(uid,g\mathcal{G}_{a'}(T(R)))) \\ S &:= \Pi_s\sigma_{f(uid)<\delta}(g\mathcal{G}_{f(uid),a}(U)) \end{aligned}$$

Effectively, the rewriter splits  $Q$  into the two-stage aggregation  $U$  and  $S$ .  $U$  groups the output of  $T(R)$  by the key vector  $(uid, g)$ , applying the partial aggregation functions  $a'$  to each group.  $C_u$  rows are then sampled for each user. The first aggregation enforces that there is only one row per user per partition during the next aggregation step.  $S$  performs a second, differentially private, aggregation over the output of  $U$ . This aggregation groups only by the keys in  $g$  and applies the  $\varepsilon$ -DP aggregation functions  $(f(uid), a)$ . These functions assume that every user contributes at most with one input row. A filter operator is applied last to suppress any rows with too few contributing users.

### 3.3.1 Allowed subqueries

In this section, we introduce the constraints imposed by  $\chi$  on the table subquery  $T$ . Our approach requires that the relational operators composing  $T$  do not create any intermediate objects of shared ownership, that is, no intermediate row may be derived from rows owned by different users. A naive application of certain relational operators violate this requirement. For example, for the aggregation operator, rows owned by distinct

**Table 2.** Allowed Table Subquery Operators

Operator	Basic Form	Required Variant
Projection	$\Pi_a(R)$	$\Pi_{uid,a}(R')$
Selection	$\sigma_\varphi(R)$	$\sigma_\varphi(R')$
Aggregation	${}_g\mathcal{G}_a(R)$	$uid,g\mathcal{G}_a(R')$
Join	$R \bowtie_\theta S$ cond	$R' \bowtie_\theta S'$ cond $\wedge r.uid = s.uid$

users may be aggregated into the same partition. Then the resulting row from that partition will be owned by all users whose data are contributed to the group. For the naive join operator, two rows from distinct users may be joined together, creating a row owned by both users.

This restriction limits our system since some queries cannot be run. We observed that in practice, most use-cases can be fit within these constraints. We leave extensions to a wider class of queries for future work. This might require a different model than the one presented here, but changing query semantics will always be necessary for queries with unbounded sensitivity.

We address the shared ownership issue by restricting each operator composing  $T$  such that, for each row in that operator's output relation, that row is derived only from rows in the input relation that have matching  $uid$  attributes. We enforce this rule for aggregate operators by requiring that the analyst additionally groups by the input relation's  $uid$  attribute. For join operators, we require that the analyst adds a USING( $uid$ ) clause (or equivalent) to the join condition. Additionally, each operator of  $T$  must propagate  $uid$  from the input relation(s) to the output relation. In queries where this is unambiguous (i.e., the analyst does not refer to  $uid$  in the query), we can automatically propagate  $uid$ .

Allowed alternatives for each basic operator are listed in Table 2. They are enforced recursively during the query rewrite for each operator that composes  $T$ .

### 3.3.2 Example: two-step aggregation

Consider the following query, counting the number of employees per department with at least one order:

```
SELECT WITH ANONYMIZATION
  dept, ANON_COUNT(*, 0, 5) as c
FROM Employee E, Order O USING(uid)
GROUP BY dept;
```

Note that including bounds on ANON\_COUNT(\*, L, U) is shorthand for using ANON\_SUM(col, L, U) in the cross-user aggregation step. We can express this query

in relational algebra using our DP operator,  $\chi$ :

$$Q := \Pi_{\text{dept},c}(\text{dept} \chi_{\text{anon\_count}(*,0,5)} \text{ as } c(\text{E} \bowtie_{\text{E.uid=O.uid}} \text{O}))$$

Expand  $\chi$  into the two-stage aggregation,  $U$  and  $S$ .  $T$  is a table subquery. Our query can then be written as:

$$T := \Pi_{\text{dept},\text{uid},c_2}(\text{dept},\text{uid},\mathcal{G}_{\text{count}(*)} \text{ as } c_2(\text{E} \bowtie_{\text{E.uid=O.uid}} \text{O}))$$

$$U := \Pi_{\text{dept},\text{uid},c_2}(\text{uid} \mathcal{T}_{C_u}(U))$$

$$S := \Pi_{\text{dept},c} \sigma_{c_3 \geq \tau}(\text{dept} \mathcal{G}_{(\text{anon\_sum}(c',0,5)} \text{ as } c, \text{anon\_count}(*)) \text{ as } c_3)(T))$$

Note that we add an additional user counting  $\varepsilon$ -DP function, aliased as  $c_3$ , which is compared to our threshold parameter,  $\tau$ , to ensure that the grouping does not violate the  $(\varepsilon, \delta)$ -DP predicate, to be discussed in Section 3.5. In this case  $c_3$  is the number of unique users in each department.

In Figure 1, we illustrate the workflow with example tables Employee and Order,  $\tau = 2$ , and  $C_u = 1$ .

## 3.4 Query stability and sensitivity

### 3.4.1 Bounding stability

We adapt the notion of query stability from [33].

**Definition 4** (Global Stability). *Let  $T$  be a function  $T: \mathcal{D} \rightarrow \mathcal{D}$ . We say that  $T$  has  $c$ -stability if for all  $D_1, D_2 \in \mathcal{D}$ :*

$$||T(D_1) - T(D_2)|| \leq c ||D_1 - D_2||.$$

Note that for a user  $u$  owning  $k$  rows in  $D$  and a  $c$ -stable transformation  $T$ , there may be  $k \cdot c$  rows derived from rows owned by  $u$  in  $T(D)$ .

Our privacy model requires the input to the cross-user aggregation to have constant stability. Simple SQL operators have a stability of one. For instance, each record in an input relation can only be projected onto one record. So an addition or a deletion can only affect one record in a projection; thus projections have a stability of one. The same logic applies for selection. Other operators, such as joins, have unbounded stability because source records can be multiplied. Adding or removing a source record can affect an unbounded number of output records. When SQL operators are sequentially composed, we multiply the stability of each operator to yield the entire query's overall stability.

We can compose an unbounded transform  $T$  with a stability-bounding transform  $\mathcal{T}_{C_u}$  to yield a composite

$C_u$ -stable transform:

$$||\mathcal{T}_{C_u}(T(D_1)) - \mathcal{T}_{C_u}(T(D_2))|| \leq C_u ||D_1 - D_2||$$

For  $\mathcal{T}_{C_u}$ , we use partitioned-by-user reservoir sampling with a per-partition reservoir size of  $C_u$ , which has a stability of  $C_u$ . Reservoir sampling was chosen for its simplicity, and because it guarantees a strict bound on the contribution of one user. Non-random sampling (e.g. taking the first  $C_u$  elements, or using systematic sampling) risks introducing bias in the data, depending on the relative position of records in the database. Simple random sampling does not guarantee contribution bounding, and all types of sampling with replacement can also introduce bias in the data.

Joins appear frequently in queries [21], so it is imperative to support them in order for an engine to be practical. Since joins have unbounded stability, a stability bounding mechanism is necessary to provide global stability privacy guarantees on queries with joins. We can thus support a well bounded, full range of join operators.

### 3.4.2 Bounding sensitivity

In this section, we show that the user-global sensitivity of any allowed query in our engine is bounded. Sensitivity is bounded due to the structure of our two-stage aggregation, the bounded-contribution aggregation functions, and the stability-bounding operator  $\mathcal{T}$ .

**Theorem 1.** *Consider an anonymization query in the form  $h(R)$ , where  $R$  is the input table and  $h$  is the query transformation. Then there exist constants  $M$ , which depends on  $h$ , and an engine-defined constant  $C_u$ , such that the user sensitivity satisfies  $\Delta_u h \leq C_u M$ .*

*Proof.* Recall Definition 3:

$$\Delta_u f = \max_{D_1, D_2 \in \mathcal{D}: ||D_1 - D_2||_u = 1} ||f(D_1) - f(D_2)||_1$$

Let  $h$  be some allowed query transformation in our privacy model. Since  $h$  must return a vector of aggregate values as the output, we can write  $h = F \circ f$ , where  $F: \mathcal{D} \rightarrow \mathcal{D}$  and  $f: \mathcal{D} \rightarrow \mathbb{R}^d$ . In other words,  $F$  is a database-to-database transformation while  $f$  takes a database and returns a vector of real numbers. Suppose that  $F$  has stability  $c$ . Then for any  $D_1, D_2 \in \mathcal{D}$  such that  $||D_1 - D_2|| = k$ , we have  $||F(D_1) - F(D_2)|| \leq kc$ .

Suppose the maximum number of rows any user owns in the database is  $k$ . Then for our query  $h$ , the addition or deletion of a single user from a database  $D_1$  creates at most  $k \cdot c$  changes in  $F(D_1)$ . Thus, our



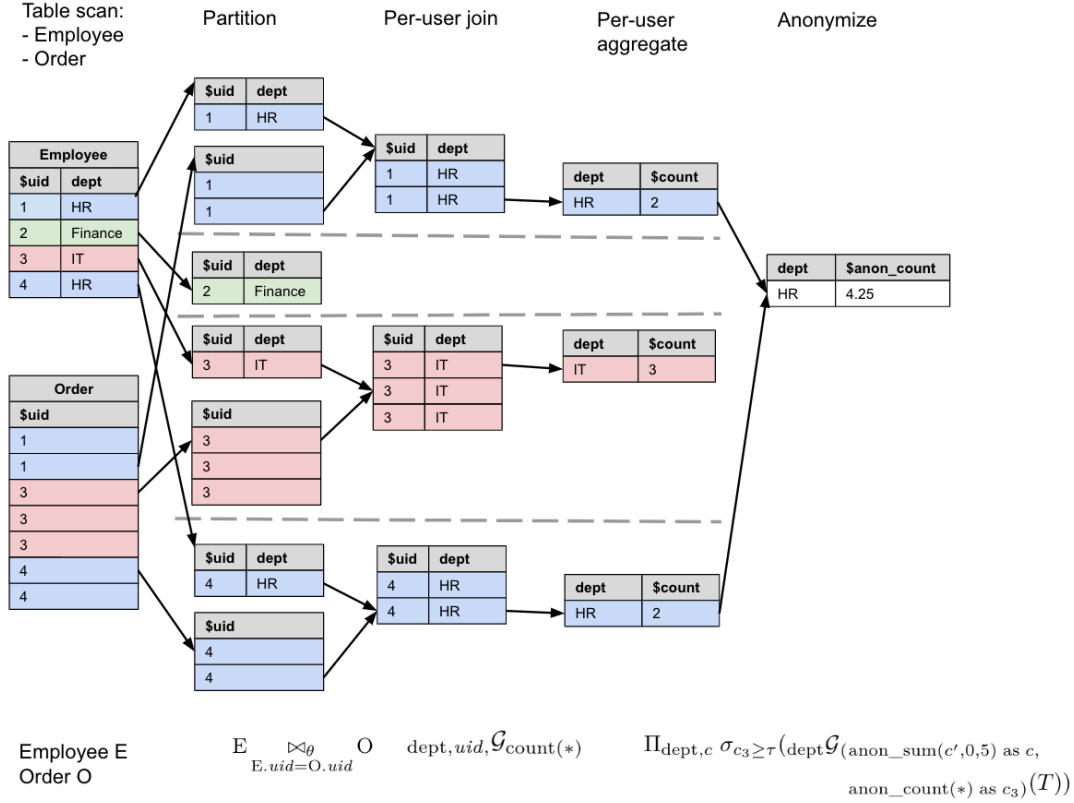


Fig. 1. Example workflow of anonymized query. Note that in the last step, the IT department gets dropped from  $\tau$ -thresholding.

user-global sensitivity is bounded by:

$$\Delta_u h \leq \max_{D_1, D_2 \in \mathcal{D}: \|F(D_1) - F(D_2)\| = kc} \|f(D_1) - f(D_2)\|_1$$

The databases  $F(D_1)$  for all  $D_1 \in \mathcal{D}$  is a subset of all databases  $\mathcal{D}$ , so

$$\Delta_u h \leq \max_{D_1, D_2 \in \mathcal{D}: \|D_1 - D_2\| = kc} \|f(D_1) - f(D_2)\|_1,$$

which, by the definition of global sensitivity, can be bounded as

$$\Delta_u h \leq kc \Delta h.$$

Now, consider in addition that:

$$\Delta h = \max_{D_1, D_2 \in \mathcal{D}: \|D_1 - D_2\| = 1} \|f(F(D_1)) - f(F(D_2))\|_1.$$

Again, since  $F(D_1)$  for all  $D_1 \in \mathcal{D}$  is a subset of  $\mathcal{D}$ ,

$$\Delta h \leq \max_{D_1, D_2 \in \mathcal{D}: \|D_1 - D_2\| = 1} \|f(D_1) - f(D_2)\|_1 = \Delta f,$$

from which we conclude that

$$\Delta_u h \leq kc \Delta f.$$

Our per-user sensitivity is unbounded if at least one of  $k$ ,  $c$ , or  $\Delta f$  are unbounded. Our privacy model, however, is formulated so that we can bound the product.

Since  $h$  is an allowed query for our privacy model, we know that  $f = (f_1, \dots, f_d)$  must be a finite vector of bounded-contribution aggregation functions, as discussed in Section 3.2. Therefore, for each  $i$ , the per-row global sensitivity of  $f_i$  is bounded and listed in Table 1. Each sensitivity is function-dependent, so call it  $M_i$ . The sensitivity of  $f$  is then bounded by the sum of these sensitivities  $M = \sum M_i$ .

The operator  $\mathcal{T}$  bounds stability by sampling a fixed amount of rows per user after the per-user aggregation stage. Call this fixed amount  $C_u$ . Then the number of rows owned by a user in the transformed database, previously  $k \cdot c$ , is now bounded by  $C_u$ .

Putting it all together, for each user there can only be  $C_u$  contributing rows to  $f$ , each with a bounded contribution of  $M$ , as determined by the analyst-specified clamp bounds in Table 1. We can conclude that for model-defined constants  $C_u$  and  $M$ , we have

$$\Delta_u h \leq C_u M,$$

concluding the argument.  $\square$

### 3.5 Minimum user threshold

In this section, we outline a technique to prevent the presence of arbitrary group keys in a query from violating the privacy predicate: the  $\tau$ -thresholding mechanism. For example, consider the naive implementation for the following query:

```
SELECT col1, ANON_SUM(col2, L, U)
FROM Table
GROUP BY col1;
```

Suppose that for the value  $\text{col1} = c$ , only one user  $u$  contributed to the sum. Then querying without data from  $u$  would reveal the absence of the output row corresponding to group  $\text{col1} = c$ . It would be revealed with certainty that user  $u$  has value  $c$  for  $\text{col1}$ .

To prevent this, for each grouping or aggregation result row we first calculate an  $\varepsilon$ -DP count of unique contributing users. If that count is less than some *minimum user threshold*  $\tau$  the result row must not be released.  $\tau$  is chosen by our model based on  $\varepsilon$ ,  $\delta$ , and  $C_u$  parameter values. In the example above, the output row for group  $\text{col1} = c$  would not appear in the result with some probability.

**Lemma 1.** *Consider a database  $D$  containing one row. The probability that an  $\varepsilon$ -DP noisy count of the number of rows in  $D$  will yield at least  $\tau$  for any  $\tau \geq 1$  is*

$$\rho_\tau = \frac{1}{2} e^{-(\tau-1)\varepsilon}$$

*Proof.* The noisy count is distributed as the Laplace distribution centered at the true count of 1 with scale parameter  $1/\varepsilon$ . Evaluating the CDF at  $\tau$  yields  $\rho_\tau$ .  $\square$

**Theorem 2.** *Let  $\varepsilon, \delta, C_u > 0$  be privacy parameters. Consider a SQL engine that, for each non-empty group in a query's grouping list, computes and releases an  $\varepsilon/C_u$ -DP noisy count of the number of contributing users. For empty groups, nothing is released. A user may not influence more than  $C_u$  such counts. Each count must be  $\tau$  or greater in order to be released. We may set*

$$\tau = 1 - \frac{C_u \log(2 - 2(1 - \delta)^{1/C_u})}{\varepsilon}$$

*to provide user-level  $(\varepsilon, \delta)$ -DP in such an engine.*

The proof to Theorem 2 is supplied in Appendix B. Our engine applies  $\tau$ -thresholding after the per-user aggregation step. Thus, we can generalize Theorem 2 to our engine by using composition theorems for differential privacy.

### 3.6 User-level differential privacy

In this section, we demonstrate that our engine satisfies user-level  $(\varepsilon, \delta)$ -DP, as defined in Definition 2.

Suppose that a query  $f$  has aggregate function list  $a = \{a_1, \dots, a_N\}$  and grouping list  $g = \{g_1, \dots, g_J\}$ . Let the privacy parameter for aggregation function  $a_i$  be  $\varepsilon_i$ .

Consider any set of rows owned by a single user in the input relation of our anonymization operator,  $g\chi_a$ . We first partition and aggregate these rows by the key vector  $(\text{uid}, g)$ , before sampling up to  $C_u$  rows for each partition by  $(\text{uid})$ .

The result for a group  $j$  is reported if the  $\tau$ -thresholding predicate defined in Section 3.5 is satisfied. Computing and reporting the comparison count for this predicate is  $\varepsilon'_j$ -DP. For  $D_1, D_2 \in \mathcal{D}$ , such that they differ by a user's data for a *single group*  $j$ , consider each aggregation function  $a_i$  as applied to group  $j$ . By composition theorems [22] and Theorem 2, we provide  $(\varepsilon'_j + \sum \varepsilon_i, \delta_j)$  user-level  $(\varepsilon, \delta)$ -DP for that row.

However, there are many groups in a given query. Due to our stability bounding mechanism, a single user can contribute to up to  $C_u$  groups. The  $C_u$  output rows corresponding to these groups can be thought of as the result of  $C_u$  sequentially composed queries. Let  $D_1, D_2 \in \mathcal{D}$  such that  $\|D_1 - D_2\|_u = 1$ . Let  $\varepsilon$  be the sum of the  $C_u$  greatest elements in the set  $\{\varepsilon'_j + \sum \varepsilon_i\}_{j=1, \dots, J}$ . By composition theorems in differential privacy [22], we conclude that for any output set  $S$ , and some  $\delta > 0$ , we have

$$\Pr[f(D_1) \in S] \leq e^\varepsilon \Pr[f(D_2) \in S] + \delta$$

This demonstrates that given engine-defined parameters  $\varepsilon$ ,  $\delta$ , and  $C_u$ , it is possible to set privacy parameters for individual  $\varepsilon$ -DP functions to satisfy the query  $(\varepsilon, \delta)$ -DP predicate. In reality, we conservatively set  $\varepsilon'_j, \varepsilon_i = \frac{\varepsilon}{C_u(N+1)}$  for all  $i$  and  $j$ .  $\delta$  is enforced by the derived parameter  $\tau$  as discussed in Section 3.5. Both user-privacy parameters  $\varepsilon$  and  $\delta$  can therefore be bounded to be arbitrarily small by analysts and data owners.

Note that the method we use to guarantee user-level differential privacy can be interpreted as similar to row-level group privacy: after the per-user aggregation step, we use the composition theorem to provide group privacy for a group of size  $C_u$ . Alone, row-level group privacy does not provide user-level privacy, but in combination to user-level contribution bounding, this property is sufficient to obtain the desired property.

## 4 Accuracy

In this section, we explore the accuracy of our system by running numerical experiments and provide analytical reasoning about the relationship between accuracy and various parameters.

### 4.1 Experimental Accuracy

We assess accuracy experimentally using TPC-H [7], an industry standard SQL benchmark. The TPC-H benchmark contains a database schema and queries that are similar to those used by analysts of personal data at real-world organizations. In addition, the queries contain interesting features such as joins and a variety of aggregations. We generate a TPC-H database with the default scale factor of 1. We treat suppliers or customers as “users”, as appropriate. Our metric for accuracy is median relative error, the same one used in [21]; a smaller median relative error corresponds to higher utility.

### 4.2 Aggregation functions

We compute the median relative error of 1,000,000 runs for our model over TPC-H Query 1 using three different aggregation functions and  $\varepsilon = 0.1$  in Table 3. We compare our results to 1,000,000 runs of Flex over the same query, and 10,000 runs (due to performance considerations) of PINQ over the same query. To present a fair comparison, we disabled  $\tau$ -thresholding and compared only one result record to remove the need for  $C_u$  stability bounding. In addition, each run of the experiment was performed using a function of fixed sensitivity, controlled by supplying the function with a lower bound of 0 and an upper bound of the value in the  $\Delta_u Q1$  column. The bounds were fixed to minimize accuracy loss from contribution clamping.

For our experiments with PINQ and Flex, we also set sensitivity to our previously determined  $\Delta_u Q1$  listed in Table 3. The results are close to our model’s results, but because neither PINQ nor Flex can *enforce* contribution bounds for databases with multiple contributions per user, incorrectly set sensitivity can result in query results that are *not* differentially private. Such incorrectly set bounds can be seen in experiments in Johnson et al. [21] and McSherry’s analysis [32], and in the last row of Table 3, where PINQ and Flex report errors far below what are required to satisfy the  $\varepsilon$ -DP predicate.

With correctly set sensitivity bounds our model’s results are comparable to PINQ’s results for count and average. Implementation differences in our median function mean that our error is lower by a factor of 2. Both PINQ and our model outperform Flex’s result for count by around an order of magnitude. We don’t report errors for average and median for Flex because Flex does not support those functions.

### 4.3 Aggregations with joins

We present the results of running our system over a selection of TPC-H queries containing joins in Table 4. Similarly, we report the median relative error of 1,000,000 runs for each query using  $\varepsilon = 0.1$ . We report the impact of  $\tau$ -thresholding (the ratio of suppressed records), suggesting that our model is  $(\varepsilon, \delta)$ -DP.  $\delta$  was set with  $\delta = n^{-\varepsilon \log n}$  [11], where  $n$  is the number of distinct users in the underlying database: either customers or suppliers, depending on the query.

Q4 represents how our system behaves when very little  $\tau$ -thresholding occurs. Q16 and Q21 demonstrate the opposite, both queries exhibit a very large error that differs from the theoretical error due to most partitions being removed by the threshold because of their small user count. Indeed, this is by design: as partition user counts approach 1, the ratio of  $\tau$ -thresholding approaches  $(1 - \delta)^{1/C_u}$ . Finally, Q13 represents a more typical result, a query containing mostly medium user count partitions with a long tail of lower count partitions. A moderate amount of  $\tau$ -thresholding occurs which increases error compared to Q4, but the results are still quite accurate.

### 4.4 Impact of parameters on utility

In this section we explore the relationship between utility and various parameters, which must be adjusted to balance privacy and utility [1].

#### 4.4.1 Effect of $\varepsilon$

The privacy parameter  $\varepsilon$  is inversely proportional to the Laplace scale parameter used by anonymous functions to add noise. Hence, an increase in  $\varepsilon$  leads to a decrease in utility. By the derivation in Appendix C, the median error  $x$  satisfies:

$$x = \frac{\log(2)\Delta_u}{\varepsilon}$$

where  $\Delta_u$  is the sensitivity. When many aggregations are used in a single query, the privacy budget is split

**Table 3.** TPC-H Query 1 errors comparison with others ( $\varepsilon = 0.1$ )

Function	$\Delta_u Q1$	Our model	PINQ	Flex
$\varepsilon$ -COUNT(*)	373	0.00175	0.00179	0.0197
$\varepsilon$ -AVG(l_extendedprice)	100000	0.00181	0.00181	*
$\varepsilon$ -MEDIAN(l_extendedprice)	100000	0.00189	0.00349	*
$\varepsilon$ -COUNT(*)	1 <sup>†</sup>	0.993	$4.727 \times 10^{-6}$	$2.70 \times 10^{-5}$

\* Unsupported functions

<sup>†</sup> Intentionally incorrect sensitivity to demonstrate contribution bounding**Table 4.** Selected TPC-H join query results ( $\varepsilon = 0.1$ )

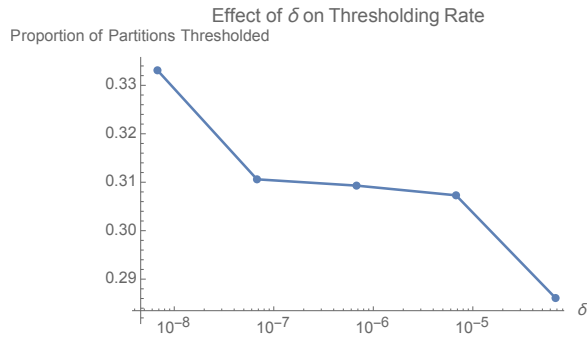
Query	$\Delta_u Q$	$C_u$	Experimental error	$\tau$ -thresholding rate	$\delta$
Q4	5	5	0.0339	$5.40 \times 10^{-5}$	$6.78 \times 10^{-7}$
Q13	1	1	0.00677	0.309	$6.78 \times 10^{-7}$
Q16	1	5	11.3*	0.9999606	$2.07 \times 10^{-4}$
Q21	1	1	1.60*	0.999796	$2.07 \times 10^{-4}$

\* Results uninterpretable due to high levels of  $\tau$ -thresholding

equally among them. In the presence of  $N$  aggregations, each will satisfy  $(\varepsilon/N)$ -differential privacy. Thus, utility also degrades inversely with the number of aggregations.

#### 4.4.2 Effect of $\delta$ and $C_u$

For a fixed  $\varepsilon$ , varying  $\delta$  causes the threshold  $\tau$  to change, which changes the number of records dropped due to thresholding. Similarly, changing  $C_u$  modifies the number of records dropped due to contribution bounding. We first perform experiments on TPC-H Query 13 with varying  $\delta$  to quantify the impact on partitions returned: Figure 2 displays the results.

**Fig. 2.** Partition thresholding rates on Q13 induced by various  $\delta$ .

In addition, we analyze the effect of  $C_u$  for a specific artificial query, typical of common analyses. Consider the following query *after* rewriting.

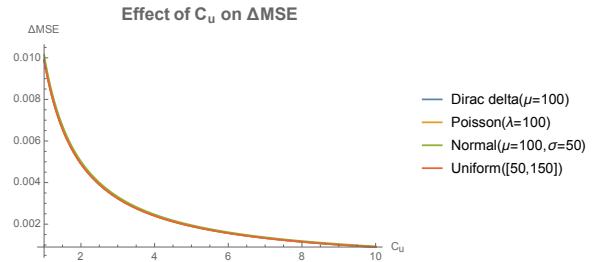
```
SELECT ANON_MEAN(col)
FROM (
```

```
SELECT uid, col
FROM Table
GROUP BY uid, col;
)
TABLESAMPLE RESERVOIR
(C_u ROWS PARTITION BY uid)
```

Suppose that the values in `col` are distributed according to some distribution  $\mathcal{D}$  and that each of  $N$  users in `Table` has a number of rows distributed according to  $\mathcal{U}$ . Then the mean squared error of the query above is

$$\text{MSE}_{C_u} = \frac{\text{Var}[\mathcal{D}]}{N \cdot \mathbb{E}[\mathcal{U} | \mathcal{U} < C_u]}$$

Figure 3 shows the effect of  $C_u$  on  $\text{MSE}_\infty - \text{MSE}_{C_u}$  with  $\text{Var}(\mathcal{D}) = 10$  and  $N = 1000$  for various distributions  $\mathcal{U}$ , all of them with the same mean. For all distributions shown the curves are nearly identical. Notably for larger  $C_u$  the change in mean squared error diminishes rapidly to 0.

**Fig. 3.** The increase in mean squared error induced by  $C_u$  for various distributions.

#### 4.4.3 Effect of clamping

We analyze the effect of clamping on accuracy using model input distributions. Since clamping occurs at the  $\epsilon$ -DP aggregation level, we focus on input sets that have at most one row per user.

Consider an input set  $S$  of size  $N$  uniformly distributed on  $[a, b]$ . The expected mean of  $S$  is  $\frac{a+b}{2}$ . For symmetric input distribution, symmetric clamping will not create bias, so we focus on clamping only one end of the distribution: consider the clamping bounds  $l = a$  and  $u$  such that  $a < u < b$ . Then the expected mean of set  $S$  clamped between  $[l, u]$  is

$$\frac{(2au - a^2 - u^2)}{2(b - a)}$$

and the expected error of the clamped mean is

$$\frac{(b - u)^2}{2(b - a)}.$$

the error scales quadratically with  $|b - u|$ . Compare this error to the median noise added by  $\text{ANON\_AVG}(S, 1, u)$ , which is approximately  $\frac{\log(2)(u-l)}{N\epsilon}$  (see derivation in Appendix C). Not only does this error only grow linearly in the clamp range  $|u - l|$ , but it decreases inversely with input size  $N$ . We plot the sum of the clamping error and the median noise with  $N = 10$  and various  $\epsilon$  in Figure 4. Analysis with the other aggregation functions yields similar results: overestimating the spread of the input set is superior to restricting the sensitivity, especially with large sets.

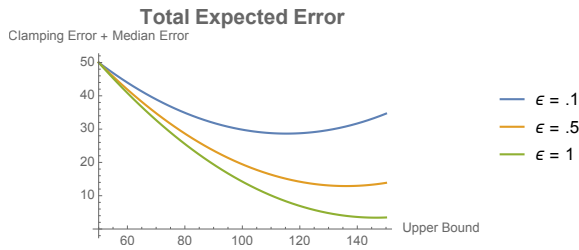


Fig. 4. Sum of the clamping error and median noise error for various  $\epsilon$ .

Figure 5 displays the clamping expected error as a function of the upper bound for several input distributions. These distributions are all centered at 100. The lower bound was set at 0.

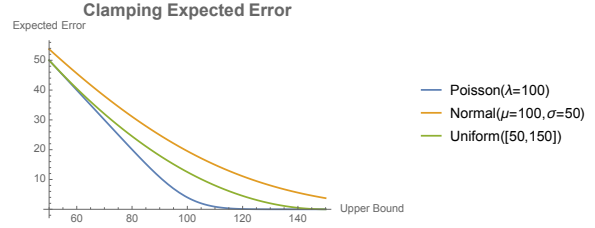


Fig. 5. Clamping error for distributions centered at 100.

## 5 Practical considerations

Designing a differentially private query engine for non-expert use requires a number of considerations beside the design and implementation of the system described in the previous section. In this section, we highlight a few of these concerns, and detail the approaches we have taken to mitigate them.

### 5.1 Usability

Usability is paramount to the success of any system, especially if it changes existing workflows. We present three ways we tried to improve the system's usability.

#### 5.1.1 Automatic bounds determination

One major difference between standard SQL queries and queries using our differentially private aggregation operator is the presence of bounds: e.g., when using  $\text{ANON\_SUM}$ , an analyst must specify the lower and upper bound for each sum input. This differs from standard workflows, and more importantly, it requires prior knowledge of the data that an analyst might not have.

To remove this hurdle, we designed an aggregation function which can be sequentially composed with our previously introduced  $\epsilon$ -DP functions to automatically compute bounds that minimize accuracy loss. Call this function  $\text{APPROX\_BOUNDS}(\text{col})$ .

Without contribution bounds, the domain of an  $\epsilon$ -DP function  $f$  in our model spans  $\mathbb{R}$ . Finding differentially private extrema over such a range is difficult. Fortunately, we can leverage two observations. First, inputs to  $f$  are represented on a machine using finite precision; typically 64-bit integers or floating point numbers. Second, bounds do not need to be close to the real extrema: clipping a small fraction of data will usually not have a large influence on the aggregated results, and might even have a positive influence by removing outliers.

Consider an  $\text{ANON\_SUM}$  operation operating on 64-bit unsigned integers where bounds are not pro-

vided. We divide the privacy budget in two: the first half to be used to infer approximate bounds using `APPROX_BOUNDS(col)`; the second half to be used to calculate the noisy sum as usual. We must spend privacy budget to choose bounds in a data-dependent way.

In the `APPROX_BOUNDS(col)` function, we instantiate a 64-bin logarithmic histogram of base 2, and, for each input  $i$ , increment the  $\lceil \log_2 i \rceil$ th bin. Laplace noise is then added to the count in each bin, as is standard for differentially private histograms [14]. Then, to find the approximate maximum of the input values, we select the most significant bin whose count exceeds some threshold  $t$ , calculated using parameters  $B$  and  $P$ :

$$t = \frac{1}{\epsilon} \log(1 - P^{\frac{1}{B-1}})$$

where  $B$  is the count of histogram bins and  $P$  is the desired probability of *not* selecting a false positive. For example,  $B = 64$  for unsigned integers. For the derivation of the threshold  $t$ , see Appendix D.

When setting  $P$ , the trade-offs of clipping distribution tails, false positive risk, and algorithm failure due to no bin count exceeding  $t$  must all be considered. Values on the order of  $(1 - 10^{-9})$  for  $P$  can be suitable, depending on  $\epsilon$  and the size of the input database.

The approximate minimum bound can similarly be found by searching for the least significant bin with count exceeding  $t$ . We generalize this for signed numbers by adding additional negative-signed bins, and for floating point numbers by adding bins for negative powers of 2.

### 5.1.2 Representing accuracy and privacy

To provide data analysts information on the accuracy of their results we attach a confidence interval (CI) of the noise that was added. The CI can be calculated from each function’s contribution bounds and share of  $\epsilon$ . The CI does not account for the effect of clamping or thresholding. In addition, during automatic bounds determination (Section 5.1.1), the log-scale histogram gives us an approximate fraction of inputs exceeding the chosen bounds; this can also be returned to the analyst.

For queries with a long tail of low user count partitions that do not pass  $\tau$ -thresholding, we can combine all such partitions into a single partition. If the combined partition now exceeds the  $\tau$ -threshold, we may return aggregate results for the "leftovers" partition. This will allow analysts to estimate data loss.

To represent privacy, there are well-established techniques [19, 27, 28, 37] and perspectives [40] in the literature.

## 5.2 Manual testing

Testing is necessary to get a strong level of assurance that our query engine correctly enforces its privacy guarantee. We audited the code manually and found some implementation issues. Some of these issues have previously been explored in the literature, notably regarding the consequences of using a floating-point representation [35] with Laplace noise. Some of them, however, do not appear to have been previously mentioned in the literature, and are good examples of what can go wrong when writing secure anonymization implementations.

One of these comes from another detail of floating-point representation: special NaN (“not a number”) values. These special values represent undefined numbers, like the result of  $0/0$ . Importantly, arithmetic operations including a NaN are always NaN, and comparisons between any NaN and other numbers are always False. This can be exploited by an attacker, for example using a query like `ANON_SUM(IF uid=4217 THEN 0/0 ELSE 0)`. The NaN value will survive naive contribution bounding (bounds checks like `if(value > upper_bound)` will return False), and the overall sum will return NaN iff the condition was verified. We suspect that similar issues might arise with the use of special infinity values, although we have not found them in our system (such values are correctly clamped).

From this example, we found that a larger class of issues can appear whenever the user can abuse a branching condition to fail if an arbitrary condition is satisfied (by example, by throwing a runtime error or crashing the engine). Thus, in a completely untrusted environment, the engine should catch all errors and silently ignore them, to avoid leaking information in the same way; and it should be hardened against crashes. We do not think that we can completely mitigate this problem, and silently catching all errors severely impedes usability. Thus, is it a good idea to add additional risk mitigation techniques, like query logging and auditing.

## 5.3 Stochastic testing

While the operations used in the engine are theoretically proven to be differentially private, it is crucial to verify that these operations are implemented correctly. Since the number of possible inputs is unbounded, it is impossible to exhaustively test this. Thus we fall back to *stochastic testing* and try to explore the space of databases as efficiently as possible. This does not give

us a guarantee that an algorithm passing the test is differentially private, but it is a good mechanism to detect violations.

Note that we focus on testing DP *primitives* (aggregation functions) in isolation, which allows us to restrict the scope of the tests to row-level DP. We then use classical unit testing to independently test contribution bounding. We leave it as future work to extend our system to handle end-to-end user-level DP testing.

Our testing system contains four components: database generation, search procedure to find database pairs, output generation, and predicate verification.

### 5.3.1 Database generation and testing

What databases should we be generating? All DP aggregation functions are scale-invariant, so without loss of generality, we can consider only databases with values in a unit range  $[-r, r]$ . Of course, we can't enumerate all possible databases  $[-r, r]^S$ , where  $S$  is the size of the database. Instead, we try to generate a *diverse* set of databases. We use the Halton sequence [18] to do so. As an example, Figure 6 plots databases of size 2 generated by a Halton sequence. Unlike uniform random sampling, Halton sequences ensure that databases are evenly distributed and not clustered together.

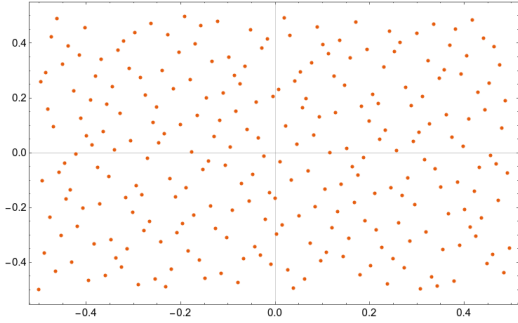


Fig. 6. 256 points over a  $[-0.5, 0.5]^2$  unit square: Halton sequence

A database is a set of records: we consider its power set, and find database pairs by recursively removing records. This procedure is shown in Figure 7.

### 5.3.2 DP predicate test

Once we have pairs of adjacent databases, we describe how we test each pair  $(D_1, D_2)$ . The goal is to check that for all possible outputs  $S$  of mechanism  $f$ :

$$\Pr[f(D_1) \in S] \leq e^\epsilon \Pr[f(D_2) \in S] + \delta.$$

By repeatedly evaluating  $f$  on each database, we estimate the density of these probability distributions.

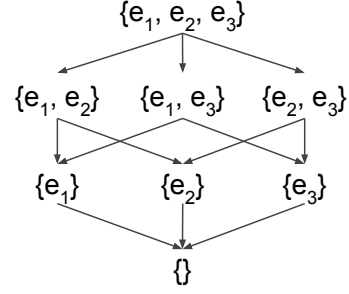


Fig. 7. Database Search Graph for a database  $\{e_1, e_2, e_3\}$

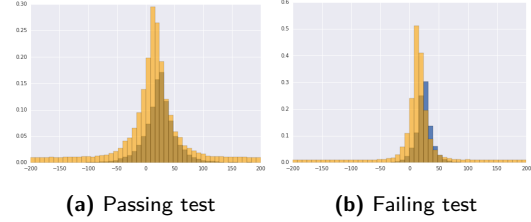


Fig. 8. Histogram examples for DP testing, given one pair of databases

We then use a simple method to compare these distributions: histograms.

We illustrate this procedure in Figure 8a and Figure 8b. The upper curves (in orange) are the upper DP bound, created by multiplying the probability estimate of each bin for database  $D_1$  by  $e^\epsilon$  and adding  $\delta$ . The lower curve (in blue) is the unmodified probability estimate of  $D_2$ . In Figure 8a, all blue buckets are less than the upper DP bound: that the DP predicate is not violated. In Figure 8b, 3 buckets exceed this upper bound: the DP predicate is been violated. For symmetry, we also repeat this check with  $D_1$  swapped with  $D_2$ .

It is sufficient to terminate once we find a single pair of databases which violate the predicate. However, since the histogram is subject to sampling error, a correctly implemented algorithm can fail this test with non-zero probability. To address this, we relax our test by using confidence intervals as bounds [41]. We can also parameterize the tester with a parameter  $\alpha$  that tolerates a percentage of failing buckets per histogram comparison.

### 5.3.3 DP stochastic tester algorithm

The overall approach is an algorithm that iterates over databases and performs a DFS on each of the database search graphs, where each edge is a DP predicate test. See Appendix A for more details.

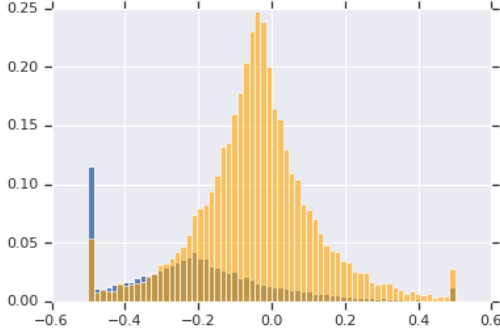


Fig. 9. Example histogram comparison for the Noisy Average algorithm with incorrect noise.

Orange:  $e^\epsilon \Pr[f(\{-0.375, -0.055, 0.3\})]$   
 Blue:  $\Pr[f(\{-0.375, -0.055\})]$

#### 5.3.4 Case study: Noisy Average

We were able to detect that an algorithm was implemented incorrectly, violating DP. When we first implemented ANON\_AVG, we used the Noisy Average with Accurate Count algorithm from [30]: we used our ANON\_SUM implementation to compute the noisy sum and then divided it by the un-noised count. Our first version of ANON\_SUM used a Laplace distribution with scale  $\frac{|U-L|}{\epsilon}$ , where  $U$  and  $L$  are the upper and lower clamping bounds, which is the correct bound when used as a component of ANON\_AVG. However, this was *not* correct for noisy sum in the case when adjacent databases differ by the presence of a row. We updated the scale to  $\frac{\max(|U|, |L|)}{\epsilon}$ , as maximum change in this case is the largest magnitude. This change created a regression in DP guarantee for ANON\_AVG, which was detected by the stochastic tester.

Figure 9 a pair of datasets where the stochastic tester detected a violation of the DP predicate:  $\{-0.375, -0.055, 0.3\}$  and  $\{-0.375, -0.055\}$ . We can clearly see that several buckets violate the predicate. Once the stochastic tester alerted us to the error we quickly modified ANON\_AVG to no longer depend on ANON\_SUM so that it could use the correct sensitivity.

## 6 Conclusion and future work

We presented a generic system to answer SQL queries with user-level differential privacy. This system is able to capture most data analysis tasks based on aggregations, performs well for typical use-cases, and provides a mechanism to deduce privacy parameters from accuracy requirements, allowing a principled decision between re-

identification risk and the required utility of a particular application. All implemented mechanisms are tested with a stochastic checker that prevents regressions and increases our level of confidence in the robustness of the privacy guarantee. By releasing components of our system as open-source software after we validated its viability on internal use-cases, we hope to encourage further adoption and research of differentially private data analysis.

The algorithms presented in this work are relatively simple, but empirical evidence show that this approach is useful, robust and scalable. Future work could include usability studies to test the success of the methods we used to explain the system and its inherent accuracy/privacy trade-offs. In addition, we see room for significant accuracy improvements: using Gaussian noise and better composition theorems is a natural next step. There might also be opportunities to compensate the data loss due to contribution bounding and thresholding, optimize the algorithms used for specific sets of queries, or use amplification by sampling. We did not attempt to cache results to allow people to re-run the queries, but further work could also explore the usability and privacy impact of such a method.

More generally, we believe that future work on DP should consider that realistic data typically includes multiple contributions for a single user: we believe that contribution bounds can be built into other DP mechanisms that are not SQL-based.

## References

- [1] Kareem Amin, Alex Kulesza, Andres Munoz, and Sergei Vassilvitskii. Bounding user contributions: A bias-variance trade-off in differential privacy. In *Proceedings of the 36th International Conference on Machine Learning, PMLR 97*, pages 263–271, 2019.
- [2] Johes Bater, Xi He, William Ehrich, Ashwin Machanavajjhala, and Jennie Rogers. Shrinkwrap: Differentially-private query processing in private data federations. *arXiv preprint arXiv:1810.01816*, 2018.
- [3] Michael Ben-Or and Avinatan Hassidim. The Bayesian learner is optimal for noisy binary search (and pretty good for quantum as well). In *2008 49th Annual IEEE Symposium on Foundations of Computer Science*, pages 221–230. IEEE, 2008.
- [4] Benjamin Bichsel, Timon Gehr, Dana Drachler-Cohen, Petar Tsankov, and Martin Vechev. DP-finder: Finding differential privacy violations by sampling and optimization. In *Proceedings of the 2018 ACM SIGSAC Conference on Computer and Communications Security*, pages 508–524. ACM, 2018.



- [5] Vincent Bindschaedler, Reza Shokri, and Carl A Gunter. Plausible deniability for privacy-preserving data synthesis. *Proceedings of the VLDB Endowment*, 10(5):481–492, 2017.
- [6] Mark Bun and Thomas Steinke. Concentrated differential privacy: Simplifications, extensions, and lower bounds. In *Theory of Cryptography Conference*, pages 635–658. Springer, 2016.
- [7] Transaction Processing Performance Council. TPC-H benchmark specification. <http://www.tpc.org/tpch/>, 2008.
- [8] Damien Desfontaines and Balázs Pejó. Sok: Differential privacies. *arXiv preprint arXiv:1906.01337*, 2019.
- [9] Zeyu Ding, Yuxin Wang, Guanhong Wang, Danfeng Zhang, and Daniel Kifer. Detecting violations of differential privacy. In *Proceedings of the 2018 ACM SIGSAC Conference on Computer and Communications Security, CCS '18*, pages 475–489, New York, NY, USA, 2018. ACM.
- [10] Cynthia Dwork. An ad omnia approach to defining and achieving private data analysis. In *International Workshop on Privacy, Security, and Trust in KDD*, pages 1–13. Springer, 2007.
- [11] Cynthia Dwork. The differential privacy frontier. In *Theory of Cryptography Conference*, pages 496–502. Springer, 2009.
- [12] Cynthia Dwork, Frank McSherry, Kobbi Nissim, and Adam Smith. Calibrating noise to sensitivity in private data analysis. In *Theory of Cryptography Conference*, pages 265–284. Springer, 2006.
- [13] Cynthia Dwork, Moni Naor, Toniann Pitassi, Guy N Rothblum, and Sergey Yekhanin. Pan-private streaming algorithms. In *ICS*, pages 66–80, 2010.
- [14] Cynthia Dwork and Aaron Roth. The algorithmic foundations of differential privacy. *Foundations and Trends in Theoretical Computer Science*, 9(3–4):211–407, 2014.
- [15] Paul Francis, Sebastian Probst Eide, and Reinhard Munz. Diffix: High-utility database anonymization. In *Annual Privacy Forum*, pages 141–158. Springer, 2017.
- [16] Quan Geng and Pramod Viswanath. The optimal mechanism in differential privacy. *arXiv preprint arXiv:1212.1186*, 2012.
- [17] Michaela Gotz, Ashwin Machanavajjhala, Guozhang Wang, Xiaokui Xiao, and Johannes Gehrke. Publishing search logs—a comparative study of privacy guarantees. *IEEE Transactions on Knowledge and Data Engineering*, 24(3):520–532, 2011.
- [18] J. H. Halton. Algorithm 247: Radical-inverse quasi-random point sequence. *Commun. ACM*, 7(12):701–702, December 1964.
- [19] Justin Hsu, Marco Gaboardi, Andreas Haeberlen, Sanjeev Khanna, Arjun Narayan, Benjamin C Pierce, and Aaron Roth. Differential privacy: An economic method for choosing epsilon. In *2014 IEEE 27th Computer Security Foundations Symposium*, pages 398–410. IEEE, 2014.
- [20] Noah Johnson and Joseph P Near. Dataflow analysis & differential privacy for SQL queries. <https://github.com/uber/sql-differential-privacy>. Accessed: 2019-09-04.
- [21] Noah Johnson, Joseph P Near, and Dawn Song. Towards practical differential privacy for SQL queries. *Proceedings of the VLDB Endowment*, 11(5):526–539, 2018.
- [22] Peter Kairouz, Sewoong Oh, and Pramod Viswanath. The composition theorem for differential privacy. *IEEE Transactions on Information Theory*, 63(6):4037–4049, 2017.
- [23] Richard M Karp and Robert Kleinberg. Noisy binary search and its applications. In *Proceedings of the eighteenth annual ACM-SIAM symposium on Discrete algorithms*, pages 881–890. Society for Industrial and Applied Mathematics, 2007.
- [24] Daniel Kifer and Ashwin Machanavajjhala. No free lunch in data privacy. In *Proceedings of the 2011 ACM SIGMOD International Conference on Management of data*, pages 193–204. ACM, 2011.
- [25] Aleksandra Korolova, Krishnamurthy Kenthapadi, Nina Mishra, and Alexandros Ntoulas. Releasing search queries and clicks privately. In *Proceedings of the 18th international conference on World wide web*, pages 171–180. ACM, 2009.
- [26] Iosif Kotsogiannis, Yuchao Tao, Ashwin Machanavajjhala, Jerome Miklau, and Michael Hay. Architecting a differentially private SQL engine. In *Conference on Innovative Data Systems Research*, 2019.
- [27] Sara Krehbiel. Choosing epsilon for privacy as a service. *Proceedings on Privacy Enhancing Technologies*, 2019(1):192–205, 2019.
- [28] Jaewoo Lee and Chris Clifton. How much is enough? choosing  $\epsilon$  for differential privacy. In *International Conference on Information Security*, pages 325–340. Springer, 2011.
- [29] Chao Li, Michael Hay, Jerome Miklau, and Yue Wang. A data-and workload-aware algorithm for range queries under differential privacy. *Proceedings of the VLDB Endowment*, 7(5):341–352, 2014.
- [30] Ninghui Li, Min Lyu, Dong Su, and Weining Yang. Differential privacy: From theory to practice. *Synthesis Lectures on Information Security, Privacy, & Trust*, 8(4):1–138, 2016.
- [31] Frank D McSherry. Synthetic data via differential privacy. <https://github.com/frankmcsherry/blog/blob/master/assets/Synth-SIGMOD.pdf>. Accessed: 2019-05-28.
- [32] Frank D McSherry. Uber's differential privacy .. probably isn't. <https://github.com/frankmcsherry/blog/blob/master/posts/2018-02-25.md>. Accessed: 2019-03-22.
- [33] Frank D McSherry. Privacy integrated queries: an extensible platform for privacy-preserving data analysis. In *Proceedings of the 2009 ACM SIGMOD International Conference on Management of data*, pages 19–30. ACM, 2009.
- [34] Sebastian Meiser and Esfandiar Mohammadi. Tight on budget?: Tight bounds for  $r$ -fold approximate differential privacy. In *Proceedings of the 2018 ACM SIGSAC Conference on Computer and Communications Security*, pages 247–264. ACM, 2018.
- [35] Ilya Mironov. On significance of the least significant bits for differential privacy. In *Proceedings of the 2012 ACM conference on Computer and communications security*, pages 650–661. ACM, 2012.
- [36] Ilya Mironov. Rényi differential privacy. In *2017 IEEE 30th Computer Security Foundations Symposium (CSF)*, pages 263–275. IEEE, 2017.
- [37] Maurizio Naldi and Giuseppe D'Acquisto. Differential privacy: an estimation theory-based method for choosing epsilon. *arXiv preprint arXiv:1510.00917*, 2015.
- [38] Arjun Narayan and Andreas Haeberlen. DJoin: differentially private join queries over distributed databases. In *Presented as part of the 10th {USENIX} Symposium on Operating Systems Design and Implementation ({OSDI} 12)*, pages 149–162, 2012.

- [39] Kobbi Nissim, Sofya Raskhodnikova, and Adam Smith. Smooth sensitivity and sampling in private data analysis. In *Proceedings of the thirty-ninth annual ACM symposium on Theory of computing*, pages 75–84. ACM, 2007.
- [40] Kobbi Nissim, Thomas Steinke, Alexandra Wood, Micah Altman, Aaron Bembeneke, Mark Bun, Marco Gaboardi, David R O'Brien, and Salil Vadhan. Differential privacy: A primer for a non-technical audience. In *Privacy Law Scholars Conf*, 2017.
- [41] Larry Wasserman. *All of statistics: a concise course in statistical inference*. Springer Science & Business Media, 2013.

## A Stochastic Tester Algorithm

We present our algorithm putting all the pieces together in Algorithm 1. For simplicity, we abstract away the generation of databases by including it as an input parameter here, which can be assumed to be generated by the Halton sequence as we described in Section 5.3.1. We also do not include the confidence intervals or  $\alpha$  parameter described earlier for dealing with the approximation errors. It is also possible to adaptively choose a histogram bin width, but we put an input parameter  $K$  here. The general idea is a depth-first search procedure that iterates over edges of the database search graph.

Our actual implementation includes all of the above omissions, including an efficient implementation of the search procedure that caches samples of databases already generated.

## B Proof of Theorem 2

*Proof.* Let  $f$  be the SQL engine operator. Consider any pair of databases  $D_1, D_2$  such that  $\|D_1 - D_2\|_u = 1$  and such that the set of non-empty groups from  $D_1$  is the same as that for  $D_2$ ; call this set  $G$ . The  $\varepsilon/C_u$ -DP noisy count will get invoked for all groups in  $G$  for both databases, and the  $\tau$ -thresholding applied. For all groups not in  $G$ , no row will be released for both databases. A change in the user may affect a maximum of  $C_u$  output counts, each of which is  $\varepsilon/C_u$ -DP, so by differential privacy composition rules [22],

$$\Pr[f(D_1) \in S] \leq e^\varepsilon \Pr[f(D_2) \in S]$$

Next, consider empty database  $D_3$ . Let  $U$  be the set of all outputs and let  $E$  be the output set containing only the output “no result rows are produced”. Then we have  $\Pr[f(D_3) \in U \setminus E] = 0$ . It remains to show that

**Input:** A random mechanism  $f$ , privacy parameters  $(\varepsilon, \delta)$ , databases  $\mathbf{D}$ , number of samples  $N$ , number of histogram buckets  $K$

**Output:** Decision on whether  $f$  is differentially private

```

1 foreach  $D_r \in \mathbf{D}$  do
2    $S \leftarrow \{\text{root node } D_r\}$  // Initialize search
   stack
3   while  $S \neq \emptyset$  do
4      $A \leftarrow \text{pop}(S)$ 
5      $S \leftarrow S \cup \{\text{succ}(A)\}$ 
6     foreach  $B \in \text{succ}(A)$  do
7       // Generate samples
        $X_A \leftarrow \{x_A^{(i)} \sim f(A) \mid i = 1, \dots, N\}$ 
8        $X_B \leftarrow \{x_B^{(i)} \sim f(B) \mid i = 1, \dots, N\}$ 
       // Determine histogram buckets
9        $H_{\min}, H_{\max} \leftarrow$ 
         $\min(X_A \cup X_B), \max(X_A \cup X_B)$ 
10       $h \leftarrow \frac{H_{\max} - H_{\min}}{K}$ 
11       $\mathbf{B} \leftarrow \{B_k =$ 
         $[H_{\min} + (k - 1) \cdot h, H_{\min} + k \cdot h]$ 
12         $\mid k = 1, \dots, K\}$ 
13      foreach  $B_k \in \mathbf{B}$  do
14        // Check DP condition using
        approximate densities over
         $B_k$ 
15        if  $\frac{1}{N} \sum_i \mathbf{1}(x_A^{(i)} \in B_k) >$ 
16           $e^\varepsilon \frac{1}{N} \sum_i \mathbf{1}(x_B^{(i)} \in B_k) + \delta$  then
17            return  $f$  is not differentially
            private
18          end
19        end
20      end
21    end
22 return  $f$  is differentially private

```

**Algorithm 1:** DP Stochastic Test

for database  $D_4$  containing a single user,  $\Pr[f(D_4) \in U \setminus E] \leq \delta$ . The  $\varepsilon$ -DP count is computed by counting the number of rows, and then adding Laplace noise with scale  $C_u/\varepsilon$ . Database  $D_4$  contains values for a maximum of  $C_u$  groups; it is only possible to produce an output row for those groups. For each groups, the probability that the noisy count will be at least  $\tau$  is  $\rho_\tau = \frac{1}{2}e^{-\frac{(\tau-1)\varepsilon}{C_u}}$ , by Lemma 1. Then:

$$\Pr[f(D_4) \in E] = 1 - (\rho_\tau)^{C_u}$$

so we need to satisfy:

$$\Pr[f(D_4) \in U \setminus E] = (\rho_\tau)^{C_u} \leq \delta.$$

Solving for  $\tau$  in the expression  $(\rho_\tau)^{C_u} \leq \delta$ :

$$\tau \geq 1 - \frac{C_u \log(2 - 2(1 - \delta)^{1/C_u})}{\varepsilon}.$$

Lastly, consider SQL engine operator  $f$  and databases  $D_5, D_6$  such that  $D_6$  is  $D_5$  with the addition of a single user. It remains to consider the case where  $D_5$  and  $D_6$  do not have the same set of non-empty groups. Since they differ by one user,  $D_6$  may have a maximum of  $C_u$  additional non-empty groups, each containing 1 unique user; call this set of groups  $G$ . Call the set of the remaining groups  $G'$ . Split the rows of  $D_5$  into two databases: the rows that correspond to groups in  $G$  and  $G'$ , respectively. Call the rows of  $D_6$  that correspond to groups  $G$  as  $D_6^0$  and the rows that correspond to groups  $G'$  as  $D_6^1$ . Note that  $D_5$  only contains rows corresponding to groups  $G'$ . Now, split the operator  $f$  into two operators  $f_0$  and  $f_1$ :  $f_0$  is  $f$  with an added filter that only outputs result rows corresponding groups in  $G$ ;  $f_1$  is the same for  $G'$ .

We have decomposed our problem into the previous two cases. The system of  $f_0$ ,  $D_5$ , and  $D_6^0$  is the case where the pair of databases have the same set of non-empty groups,  $G'$ . The system of  $f_1$ , the empty database, and  $D_6^1$  is the case where the non-empty database contains a single user. Each system satisfies the DP predicate separately. Since they operate on a partition of all groups in  $D_5$  and  $D_6$ , the two systems satisfy the DP predicate when recombined into  $f$ ,  $D_5$ , and  $D_6$ .

We have shown that for two databases differing by a single user, the DP predicate is satisfied. Thus, we have shown that our engine provides user-level  $(\varepsilon, \delta)$ -DP.  $\square$

## C Laplace Median Error

We find the theoretical median noise of a Laplace distribution. Divide the theoretical median noise by the exact result to obtain the theoretical median error.

For instance, the ANON\_COUNT function applies Laplacian noise with parameter  $\Delta_u/\varepsilon$ . Let  $x_{\text{count}}$  be the theoretical median noise. Then  $x_{\text{count}}$  satisfies:

$$\begin{aligned} \frac{1}{4} &= \text{CDF}_{\text{Laplace}}(x_{\text{count}}) - \text{CDF}_{\text{Laplace}}(0) \\ &= \left(1 - \frac{1}{2}e^{-\frac{x_{\text{count}}\varepsilon}{\Delta_u}}\right) - \frac{1}{2} \end{aligned}$$

And thus:

$$x_{\text{count}} = \frac{\log(2)\Delta_u}{\varepsilon}.$$

## D Automatic Bounding Threshold

In this section we will derive the internal threshold used in the APPROX\_BOUNDS(col) function described in Section 5.1.1.

We argue that for privacy parameter  $\varepsilon$ , the number of histogram bins  $B$ , and the probability of a false positive  $P$ , we should set the threshold  $t$  to be

$$t = \frac{1}{\varepsilon} \log(1 - P^{\frac{1}{B-1}})$$

Recall that in the automatic bounding algorithm, we create a logarithmic histogram of input values, and apply Laplace noise to the count in each histogram bin. The probability that a given bin produced a count of  $x$  if its true count is zero is

$$P_{\text{bin}} = e^{-x\varepsilon}$$

Suppose we are looking for the most significant bin with a count greater than  $t$ . In the APPROX\_BOUNDS(col) function, we iterate through the histogram bins, from most to least significant, until we find one exceeding  $t$ . In the worst case, the desired bin is the *least* significant bin. This means  $B - 1$  bins with exact counts of 0 must not have noisy counts exceeding  $t$ . Thus, the probability that there was not a false positive in this worst case is

$$P = (1 - e^{-t\varepsilon})^{B-1}$$

Solving for  $t$ , we obtain the desired threshold.

## E Aggregation Sensitivity Bounds

The definition of a bounded-sensitivity aggregate function is given in Section 3.2. We will show that the sensitivity bounds listed in Table 1 are valid. Some of the bounds are very loose.

**Lemma 2.**  $\text{ANON\_COUNT}(\text{col})$  is bounded by sensitivity 1.

*Proof.* Adding any row only changes the count by 1.  $\square$

**Lemma 3.**  $\text{ANON\_SUM}(\text{col}, L, U)$  is bounded by sensitivity  $\max(|L|, |U|)$ .

*Proof.* Consider adding a clamped input  $x$ . Since  $L \leq x \leq U$ , we have  $|x| \leq |L|$  and  $|x| \leq |U|$ .  $\square$

**Lemma 4.**  $\text{ANON\_AVG}(\text{col}, L, U)$  is bounded by sensitivity  $|U - L|$ .

*Proof.* The average of a clamped set of inputs whose elements are on  $[L, U]$  will always lie on  $[L, U]$ . Then the change in the average when adding or removing an element must be bounded by  $|U - L|$ .  $\square$

**Lemma 5.**  $\text{ANON\_VAR}(\text{col}, L, U)$  is bounded by sensitivity  $|U - L|^2$ .

*Proof.* Consider clamped input set  $Z$  of size  $N$  with average  $\mu$ . The following is the variance.

$$\frac{\sum_{z \in Z} (z - \mu)^2}{N}$$

The values  $z, \mu \in [L, U]$ , so the magnitude difference between them must be bounded by  $|U - L|$ . Then the variance is bounded by

$$\frac{\sum_{z \in Z} |U - L|^2}{N} = |U - L|^2$$

$\square$

**Lemma 6.**  $\text{ANON\_STDDEV}(\text{col}, L, U)$  is bounded by sensitivity  $|U - L|^2$ .

*Proof.* This follows directly from taking the square root of the bound in the proof of Lemma 5.  $\square$

**Lemma 7.**  $\text{ANON\_NTILE}(\text{col}, L, U)$  is bounded by sensitivity  $|U - L|$ .

*Proof.* The search space is bounded by  $[L, U]$  so the result is in the interval. Thus, sensitivity can never exceed the interval width.  $\square$

Corresponding Author\*, Second Author, Third Author, and Fourth Author

# Article title: which can be longer

**Abstract:** Please put abstract here.

**Keywords:** keywords, keywords

DOI Editor to enter DOI

Received ..; revised ..; accepted ...

in .... If it is the first revision of an article authors need to return their revised manuscript within 60 days. If it is the second revision authors need to return their revised manuscript within 14 days. If these deadlines are not met, and no specific arrangements for completion have been made with the Editor, the manuscript will be treated as a new one and will receive a new identification code along with a new registration date.

## 1 Introduction

## 2 Editorial Policy

### 2.1 Choice of reviewers

The Editor responsible for a given area of physics, turns to experts of the subject for opinion. Research articles and communications are reviewed by minimum two reviewers, review papers by at least three.

### 2.2 Suggestions from authors

Authors are requested to suggest persons competent to review their manuscript. However, please note that this will be treated only as a suggestion, the final selection of reviewers is exclusively the Editor's decision. The reviewers remain anonymous in any case.

The Editor is fully responsible for decision about the manuscript. The final decision, whether to accept or reject a paper, rests with him/her. The Managing Editor only communicates the final decision and informs the author about further processing.

### 2.3 Revised manuscript submission

When revision of a manuscript is requested, authors should return the revised version of their manuscript as soon as possible. Prompt action may ensure fast publication, if the paper is finally accepted for publication

### 2.4 Final proofreading

Authors will receive a PDF file with the edited version of their manuscript for final proofreading. This is the last opportunity to view an article before its publication on the journal's web site. No changes or modifications can be introduced once it is published. Thus authors are requested to check their proof pages carefully against manuscript within 3 working days and prepare a separate document containing list of all the changes that should be introduced. Authors are sometimes asked to provide additional comments and explanations in response to remarks and queries from the language and technical editors. In case the authors do not deliver the list of corrections to proofs in the requested time the manuscript will be published as is.

### 2.5 Reprints

Because the journal is published in an Open Access model, and has no printed version, the authors receive no reprints.

### 2.6 Erratum

If any errors are detected in the published material they should be reported to the Managing Editor. The corresponding authors should send appropriate corrected material to the Managing Editor via email. This material will be considered for publication in form of erratum in the earliest available issue of ....

**\*Corresponding Author:** Corresponding Author: Affil, E-mail: email@email.edu

**Second Author:** Affil, E-mail: email@email.edu

**Third Author:** Affil, E-mail: email@email.edu

**Fourth Author:** Affil, E-mail: email@email.edu

## 2.7 Copyright

All authors retain copyright, unless – due to their local circumstances – their work is not copyrighted. The non-commercial use of each article will be governed by the Creative Commons Attribution-NonCommercial-NoDerivs license. The corresponding author grants De Gruyter Open the exclusive license to commercial use of the article, by signing the License to Publish. Scanned copy of license should be sent by e-mail to the Managing Editor of the journal, as soon as possible.

## 3 Paper writing guide

### 3.1 Paper elements

1. title page with:
  - (a) title (short title),
  - (b) full name(s) of author(s),
  - (c) name and address of workplace(s),
  - (d) personal e-mail address(es),
2. abstract,
3. up-to five keywords,
4. text,
5. reference lists.

#### 3.1.1 Abstract

An abstract must accompany every article. It should be a brief summary of the significant items of the main paper. An abstract should give concise information about the content of the core idea of your paper. It should be informative and not only present the general scope of the paper but also indicate the main results and conclusions. An abstract should not normally exceed 200 words. It should not contain literature citations or allusions to the tables or illustrations. All non-standard symbols and abbreviations should be defined.

In combination with the title and key-words, the abstract is an indicator of the content of the paper. Authors should remember that on-line systems rely heavily on the content of titles and abstracts to identify articles in electronic bibliographic databases and search engines. They are therefore requested to take great care in preparing these elements.

### 3.1.2 Text

#### 3.1.2.1 General rules for writing

- use simple and declarative sentences, avoid long sentences, in which the meaning may be lost by complicated construction;
- be concise, avoid idle words;
- make your argumentation complete; use commonly understood terms; define all non-standard symbols and abbreviations when you introduce them;
- explain all acronyms and abbreviations when they first appear in the text;
- use all units consistently throughout the article;
- be self-critical as you review your drafts.

#### 3.1.2.2 Structure of a paper

Research papers and review articles should follow a strict structure. Generally a standard scientific paper is divided into:

- introduction: you present the subject of your paper clearly, you indicate the scope of the subject, you present the goals of your paper and finally the organization of your paper;
- main text: you present all important elements of your scientific message;
- conclusion: you summarize your paper.

Experimental part and/or calculations should be presented in sufficient details to enable reader to repeat the original work.

#### 3.1.2.3 Footnotes/End-notes/Acknowledgments

We encourage authors to restrict the use of footnotes. If necessary, please make end-notes rather than footnotes. Allowable footnotes/end-notes may include:

- the designation of the corresponding author of the paper;
- the current address of an author (if different from that shown in the affiliation);
- traditional footnote content.

#### 3.1.2.4 Tables

Authors should use tables only to achieve concise presentation, or where the information cannot be given satisfactorily in other ways. Tables should be numbered consecutively using Arabic numerals and referred to in the text by number. Each table should have an explanatory caption which should be as concise as possible.

# Figure 1

**Fig. 1.** A figure caption should be placed **below** the figure.

# Figure 2

**Fig. 2.** A figure caption for Fig. 2.

### 3.1.2.5 Figures

Authors may use line diagrams and photographs to illustrate theses from their text. The figures should be clear, easy to read and of good quality. Styles and fonts should match those in the main body of the article. All figures must be mentioned in the text in consecutive order and be numbered with Arabic numerals.

### 3.1.2.6 Typesetting

Type main text in roman (upright) font. The chemical symbols and compounds, units of measure, most multi-letter operators and functions should be written in roman upright as well. The variables, constants, symbols for particles, most single-letter operators, axes and planes, channels, types (e.g., n, p), bands, geometric points, angles, lines, chemical prefixes, symmetry designations, transitions, critical points, color centers, quantum-state symbols in spectroscopy, and most single-letter abbreviations should be written in roman italic. Boldface roman type is reserved for indicating vectors and in some special cases matrices.

### 3.1.2.7 Mathematical symbols

The multiplication signs are reserved for a vector product ( $\mathbf{A} \times \mathbf{B}$ ) and simple dot product ( $\mathbf{A} \cdot \mathbf{B}$ ). The only exception are numbers expressed in scientific notation ( $9.7 \times 10^3$  MeV).

### 3.1.2.8 Units

Units and dimensions should be expressed according to the metric system and SI units. This system is based on: meter (m), second (s), kilogram (kg), ampere (A), kelvin (K), mole (mol), and candela (cd). Most units are spaced off from the number, e.g. 12 mV. The only exceptions are:

$$1\%, 1\text{‰}, 1^\circ\text{C}, 1^\circ, 1', 1''.$$

Decimal multiples or sub-multiples of units are indicated by the use of prefixes

$$\mu=10^{-6}, m=10^{-3}, c=10^{-2}, d=10^{-1}, da=10^1, \\ h=10^2, k=10^3, M=10^6, G=10^9, \text{ etc.}$$

Compound units are written as

$$4221.9 \text{ J kg}^{-1} \text{ K}^{-1} \text{ or } 4221.9 \text{ J}/(\text{kg K}),$$

with a thin space between unit parts.

Authors should indicate precisely in the main text **where tables and figures should be inserted**, if these elements are given at the end in the original version of the manuscript (or supplied in separate files). If this information is not provided along with the manuscript, we will assume that the figures and/or tables should be insert at the closest position to first reference to them in the published paper.

### 3.1.2.9 Multimedia and images

Authors can attach files in most popular formats, including (for example):

- images in BMP, GIF, JPEG formats,
- multimedia files in MPEG or AVI formats.

However please keep to file types that are read by standard media players (e.g. RealPlayer, Quicktime, Windows Media Player) and/or standard office applications (Adobe Acrobat Reader, Microsoft Office etc.).

Your attachments may be accessible through links to external locations or to our internal locations (if you choose the second option, please remember to send us your attachments).

Please remember that your images, video and animation clips are intended for Internet use and we need to consider the needs of users with slow Internet connections. Please try to minimize file sizes by using a lower resolution or number of colors for images and animations (as long as the material is still clear). To help you in formatting your images (including tables and figures) or multimedia files, please submit your paper with separate attachments, which are used in your paper.

### 3.1.2.10 English language

Journal is published only in English. Make sure that your manuscripts are clearly and grammatically written. Please note that authors who are not native-speakers of English can be provided with help in rewriting their

contribution in correct English. Try to prepare your manuscript in an easily readable style; this will help avoid severe misunderstandings which might lead to rejection of the paper.

### 3.1.3 Reference list

A complete reference should give the reader enough information to find the relevant article. All authors (unless there are six or more) should be named in the citation. If there are six or more, list the name of the first one followed by “et al”. Please pay particular attention to spelling, capitalization and punctuation here. Completeness of references is the responsibility of the authors. A complete reference should comprise the following:

#### 3.1.3.1 Reference to an article in a journal

Elements to cite: Author’s Initials. Surname, – if more authors, see examples below, Title of journal – abbreviated according to the ISI standards<sup>1</sup>, volume number, page or article number (year of publication). Please supply DOI or URL for e-version of the papers. See Refs. [1–8] for example.

#### 3.1.3.2 Reference to a book

Elements to cite: Author’s Initials. Surname, Title, Edition – if not the first (Publisher, Place of publication, Year of publication) [9].

#### 3.1.3.3 Reference to a part/chapter book

Elements to cite: Author’s Initials. Surname, In: Editor’s Initials. Editor’s Surname (Ed.), Book Title, Edition – if not the first, (Publisher, Place of publication, Year of publication) page number [10].

#### 3.1.3.4 Reference to a preprint

Elements to cite: Author’s Initials. Surname, arXiv:preprint-number and version [11, 12].

#### 3.1.3.5 Reference to a conference proceedings

Elements to cite: Author’s Initials. Surname, In: Editor’s Initials. Editor’s Surname (Ed.), Conference, date, place (town and country) of conference (Publisher, place of publication, year of publication) page number [13].

#### 3.1.3.6 Reference to a thesis

Elements to cite: Author’s Initials. Surname, D.Sc./Ph.D./M.Sc./B.Sc. thesis, University, (town, country, year of publication) [14].

#### 3.1.3.7 Reference to an article in a newspaper

Elements to cite: Author’s Initials. Surname, Newspaper Title, date of publication, page number [15, 16].

#### 3.1.3.8 Reference to a patent

Elements to cite: Originator, Series designation which may include full date [17].

#### 3.1.3.9 Reference to a standard

Elements to cite: Standard symbol and number, Title [18, 19].

Please add language of publication for materials which are not written in English. Indicate materials accepting for publications by adding “(in press)”. Please avoid references to unpublished materials, private communication and web pages.

You should make sure the information is correct so that the linking reference service may link abstracts electronically. For the same reason please separate each reference from the others.

Before submitting your article, please ensure you have checked your paper for any relevant references you may have missed.

### 3.1.4 Submission formats

Manuscripts for ... should be submitted in the L<sup>A</sup>T<sub>E</sub>X format with figures in EPS, PDF or PNG format. Authors are strongly encouraged to register their manuscript in arXiv preprint server and submit it to our Editorial Manager using arXiv’s paper ID.

<sup>1</sup> [http://images.isiknowledge.com/WOK46/help/WOS/0-9\\_abrvjt.html](http://images.isiknowledge.com/WOK46/help/WOS/0-9_abrvjt.html)



### 3.1.5 Supplementary data

You can also submit any supplementary data files as well. These may include long tables (in HTML or plain TXT format) or movies (preferably in AVI format).

## References

- [1] A. P. Raposo, H. J. Weber, D. E. Alvarez–Castillo, M. Kirchbach, *Cent. Eur. J. Phys.* 5, 253 (2007)
- [2] J. Barth et al. (SAPHIR Collaboration), *Phys. Lett. B* 572, 127 (2003)
- [3] S. Chekanov et al., *Eur. Phys. J. C* 51, 289 (2007)
- [4] K. Malarz, *Postepy Fizyki* 57, 235 (2006) (in Polish)
- [5] G. Meng, *Cent. Eur. J. Phys.*, DOI:10.2478/s11534-007-0038-1
- [6] R. Hegselmann, U. Krause, *Journal of Artificial Societies and Social Simulation* (2006), <http://jasss.soc.surrey.ac.uk/9/3/10.html>
- [7] A. Dybala, *Cent. Eur. J. Chem.* (in press)
- [8] A. Dybala, *Przegląd chemiczny* (in Polish, in press)
- [9] M. Lister, *Fundamentals of Operating Systems*, 3rd edition (Springer-Verlag, New York, 1984)
- [10] C. K. Clenshaw, K. Lord, In: B. K. P. Scaife (Ed.), *Studies in Numerical Analysis* (Academic Press, London and New York, 1974) 95
- [11] M. Majewski, K. Malarz, arXiv:cond-mat/0609635v2 [cond-mat.stat-mech]
- [12] J. A. C. E. Solano, arXiv:0707.1343v1 [astro-ph]
- [13] A. Kaczanowski, K. Malarz, K. Kulakowski, In: T. E. Simos (Ed.), *International Conference of Computational Methods in Science and Engineering*, Sep. 12-16, 2003, Kastoria, Greece (World Scientific, Singapore 2003) 258
- [14] A. J. Agutter, Ph.D. thesis, Edinburgh University (Edinburgh, UK, 1995)
- [15] A. Sherwin, *The Times*, Jul. 13, 2007, 1
- [16] M. Dzierzanowski, *Wprost*, Jul. 8, 2007, 18 (in Polish)
- [17] Philip Morris Inc., European patent application 0021165 A1, Jan. 7, 1981
- [18] ISO 2108:1992, *Information and documentation — International standard book numbering* (ISBN)
- [19] ISO/TR 9544:1988, *Information processing — Computer-assisted publishing — Vocabulary*