

# PolyResponse: A Rank-based Approach to Task-Oriented Dialogue with Application in Restaurant Search and Booking

Matthew Henderson, Ivan Vulić, Iñigo Casanueva, Paweł Budzianowski, Daniela Gerz,

Sam Coope, Georgios Spithourakis, Tsung-Hsien Wen, Nikola Mrkšić, Pei-Hao Su

PolyAI Limited, London, UK

[poly-ai.com](http://poly-ai.com)

## Abstract

We present PolyResponse, a conversational search engine that supports task-oriented dialogue. It is a retrieval-based approach that bypasses the complex multi-component design of traditional task-oriented dialogue systems and the use of explicit semantics in the form of task-specific ontologies. The PolyResponse engine is trained on hundreds of millions of examples extracted from real conversations: it learns what responses are appropriate in different conversational contexts. It then ranks a large index of text and visual responses according to their similarity to the given context, and narrows down the list of relevant entities during the multi-turn conversation. We introduce a restaurant search and booking system powered by the PolyResponse engine, currently available in 8 different languages.

## 1 Introduction and Background

Task-oriented dialogue systems are primarily designed to search and interact with large databases which contain information pertaining to a certain *dialogue domain*: the main purpose of such systems is to assist the users in accomplishing a well-defined task such as flight booking (El Asri et al., 2017), tourist information (Henderson et al., 2014), restaurant search (Williams, 2012), or booking a taxi (Budzianowski et al., 2018). These systems are typically constructed around rigid task-specific ontologies (Henderson et al., 2014; Mrkšić et al., 2015) which enumerate the constraints the users can express using a collection of slots (e.g., PRICE RANGE for restaurant search) and their slot values (e.g., CHEAP, EXPENSIVE for the aforementioned slots). Conversations are then modelled as a sequence of actions that constrain slots to particular values. This *explicit* semantic space is manually engineered by the system designer. It serves as the output of the natural language understanding component as well as the input to the language

generation component both in traditional modular systems (Young, 2010; Eric et al., 2017) and in more recent end-to-end task-oriented dialogue systems (Wen et al., 2017; Li et al., 2017; Bordes et al., 2017; Budzianowski et al., 2018, *inter alia*).

Working with such explicit semantics for task-oriented dialogue systems poses several critical challenges on top of the manual time-consuming domain ontology design. First, it is difficult to collect domain-specific data labelled with explicit semantic representations. As a consequence, despite recent data collection efforts to enable training of task-oriented systems across multiple domains (El Asri et al., 2017; Budzianowski et al., 2018), annotated datasets are still few and far between, as well as limited in size and the number of domains covered.<sup>1</sup> Second, the current approach constrains the types of dialogue the system can support, resulting in artificial conversations, and breakdowns when the user does not understand what the system can and cannot support. In other words, training a task-based dialogue system for voice-controlled search in a new domain always implies the complex, expensive, and time-consuming process of collecting and annotating sufficient amounts of in-domain dialogue data.

In this paper, we present a demo system based on an alternative approach to task-oriented dialogue. Relying on *non-generative response retrieval* we describe the *PolyResponse* conversational search engine and its application in the task of *restaurant search and booking*. The engine is trained on

<sup>1</sup>For instance, the recently published MultiWOZ dataset (Budzianowski et al., 2018) contains a total of 115,424 dialogue turns scattered over 7 target domains. Other standard task-based datasets are typically single-domain and by several orders of magnitude smaller: DSTC2 (Henderson et al., 2014) contains 23,354 turns, Frames (El Asri et al., 2017) 19,986 turns, and M2M (Shah et al., 2018) spans 14,796 turns. On the other hand, the Reddit corpus which supports our system comprises 3.7B comments spanning a multitude of topics, divided into 256M (Reddit) conversational threads and generating 727M *context-reply* pairs.

hundreds of millions of real conversations from a general domain (i.e., Reddit), using an implicit representation of semantics that directly optimizes the task at hand. It learns what responses are appropriate in different conversational contexts, and consequently ranks a large pool of responses according to their relevance to the current user utterance and previous dialogue history (i.e., dialogue context).

The technical aspects of the underlying conversational search engine are explained in detail in our recent work (Henderson et al., 2019b), while the details concerning the Reddit training data are also available in another recent publication (Henderson et al., 2019a). In this demo, we put focus on the actual practical usefulness of the search engine by demonstrating its potential in the task of restaurant search, and extending it to deal with multi-modal data. We describe a PolyResponse system that assists the users in finding a relevant restaurant according to their preference, and then additionally helps them to make a booking in the selected restaurant. Due to its retrieval-based design, with the PolyResponse engine there is no need to engineer a structured ontology, or to solve the difficult task of general language generation. This design also bypasses the construction of dedicated decision-making policy modules. The large ranking model already encapsulates a lot of knowledge about natural language and conversational flow.

Since retrieved system responses are presented visually to the user, the PolyResponse restaurant search engine is able to combine text responses with relevant visual information (e.g., photos from social media associated with the current restaurant and related to the user utterance), effectively yielding a *multi-modal response*. This setup of using voice as input, and responding visually is becoming more and more prevalent with the rise of smart screens like Echo Show and even mixed reality. Finally, the PolyResponse restaurant search engine is *multilingual*: it is currently deployed in 8 languages enabling search over restaurants in 8 cities around the world. System snapshots in four different languages are presented in Figure 2, while screencast videos that illustrate the dialogue flow with the PolyResponse engine are available at: <https://tinyurl.com/y3evkcfz>.

## 2 PolyResponse: Conversational Search

The PolyResponse system is powered by a single large conversational search engine, trained on a

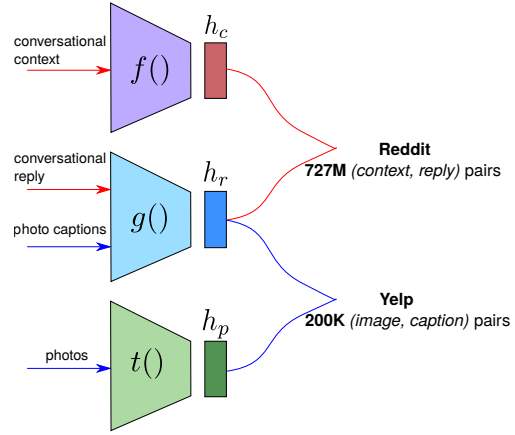


Figure 1: The PolyResponse ranking model: it encodes conversational contexts, replies, and photos to respective vectors  $h_c$ ,  $h_r$ , and  $h_p$ .

large amount of conversational and image data, as shown in Figure 1. In simple words, it is a ranking model that learns to score conversational replies and images in a given conversational context. The highest-scoring responses are then retrieved as system outputs. The system computes two sets of similarity scores: **1)**  $S(r, c)$  is the score of a candidate reply  $r$  given a conversational context  $c$ , and **2)**  $S(p, c)$  is the score of a candidate photo  $p$  given a conversational context  $c$ . These scores are computed as a scaled cosine similarity of a vector that represents the context ( $h_c$ ), and a vector that represents the candidate response: a text reply ( $h_r$ ) or a photo ( $h_p$ ). For instance,  $S(r, c)$  is computed as  $S(r, c) = C \cos(h_r, h_c)$ , where  $C$  is a learned constant. The part of the model dealing with text input (i.e., obtaining the encodings  $h_c$  and  $h_r$ ) follows the architecture introduced recently by Henderson et al. (2019b). We provide only a brief recap here; see the original paper for further details.

**Text Representation.** The model, implemented as a deep neural network, learns to respond by training on hundreds of millions *context-reply* ( $c, r$ ) pairs. First, similar to Henderson et al. (2017), raw text from both  $c$  and  $r$  is converted to unigrams and bigrams. All input text is first lower-cased and tokenised, numbers with 5 or more digits get their digits replaced by a wildcard symbol #, while words longer than 16 characters are replaced by a wildcard token LONGWORD. Sentence boundary tokens are added to each sentence. The vocabulary consists of the unigrams that occur at least 10 times in a random 10M subset of the Reddit training set (see Figure 1) plus the 200K most frequent bigrams in the same random subset.

During training, we obtain  $d$ -dimensional feature representations ( $d = 320$ ) shared between contexts and replies for each unigram and bigram jointly with other neural net parameters.<sup>2</sup> A state-of-the-art architecture based on transformers (Vaswani et al., 2017) is then applied to unigram and bigram vectors separately, which are then averaged to form the final 320-dimensional encoding. That encoding is then passed through three fully-connected non-linear hidden layers of dimensionality 1,024. The final layer is linear and maps the text into the final  $l$ -dimensional ( $l = 512$ ) representation:  $h_c$  and  $h_r$ . Other standard and more sophisticated encoder models can also be used to provide final encodings  $h_c$  and  $h_r$ , but the current architecture shows a good trade-off between speed and efficacy with strong and robust performance in our empirical evaluations on the response retrieval task using Reddit (Al-Rfou et al., 2016), OpenSubtitles (Lison and Tiedemann, 2016), and AmazonQA (Wan and McAuley, 2016) conversational test data, see (Henderson et al., 2019a) for further details.<sup>3</sup>

In training the constant  $C$  is constrained to lie between 0 and  $\sqrt{l}$ .<sup>4</sup> Following Henderson et al. (2017), the scoring function in the training objective aims to maximise the similarity score of context-reply pairs that go together, while minimising the score of random pairings: negative examples. Training proceeds via SGD with batches comprising 500 pairs (1 positive and 499 negatives).

**Photo Representation.** Photos are represented using convolutional neural net (CNN) models pre-trained on ImageNet (Deng et al., 2009). We use a MobileNet model with a depth multiplier of 1.4, and an input dimension of  $224 \times 224$  pixels as in (Howard et al., 2017).<sup>5</sup> This provides a  $1,280 \times 1.4 = 1,792$ -dimensional representation of a photo, which is then passed through a single hidden layer of dimensionality 1,024 with ReLU activation, before being passed to a hidden layer of dimensionality 512 with no activation to provide the final representation  $h_p$ .

<sup>2</sup>The model deals with out-of-vocabulary unigrams and bigrams by assigning a random id from 0 to 50,000 to each; this is then used to look up their embedding.

<sup>3</sup>The comparisons of performance in the response retrieval task are also available online at: <https://github.com/PolyAI-LDN/conversational-datasets/>.

<sup>4</sup>It is initialised to a random value between 0.5 and 1, and invariably converges to  $\sqrt{l}$  by the end of training. Empirically, this helps with learning.

<sup>5</sup>The pretrained model downloaded from TensorFlow Slim.

**Data Source 1: Reddit.** For training text representations we use a Reddit dataset similar to Al-Rfou et al. (2016). Our dataset is large and provides natural conversational structure: all Reddit data from January 2015 to December 2018, available as a public BigQuery dataset, span almost 3.7B comments (Henderson et al., 2019a). We preprocess the dataset to remove uninformative and long comments by retaining only sentences containing more than 8 and less than 128 word tokens. After pairing all comments/contexts  $c$  with their replies  $r$ , we obtain more than 727M context-reply ( $c, r$ ) pairs for training, see Figure 1.

**Data Source 2: Yelp.** Once the text encoding sub-networks are trained, a photo encoder is learned on top of a pretrained MobileNet CNN, using data taken from the Yelp Open dataset:<sup>6</sup> it contains around 200K photos and their captions. Training of the multi-modal sub-network then maximises the similarity of captions encoded with the response encoder  $h_r$  to the photo representation  $h_p$ . As a result, we can compute the score of a photo given a context using the cosine similarity of the respective vectors. A photo will be scored highly if it looks like its caption would be a good response to the current context.<sup>7</sup>

**Index of Responses.** The Yelp dataset is used at inference time to provide text and photo candidates to display to the user at each step in the conversation. Our restaurant search is currently deployed separately for each city, and we limit the responses to a given city. For instance, for our English system for Edinburgh we work with 396 restaurants, 4,225 photos (these include additional photos obtained using the Google Places API without captions), 6,725 responses created from the structured information about restaurants that Yelp provides, converted using simple templates to sentences of the form such as “Restaurant X accepts credit cards.”, 125,830 sentences extracted from online reviews.

**PolyResponse in a Nutshell.** The system jointly trains two encoding functions (with shared word embeddings)  $f(\text{context})$  and  $g(\text{reply})$  which produce encodings  $h_c$  and  $h_r$ , so that the similarity

<sup>6</sup><https://www.yelp.com/dataset>

<sup>7</sup>Note that not all of the Yelp dataset has captions, which is why we need to learn the photo representation. If a photo caption is available, then the response vector representation of the caption is averaged with the photo vector representation to compute the score. If a caption is not available at inference time, we use only the photo vector representation.

$S(c, r)$  is high for all  $(c, r)$  pairs from the Reddit training data and low for random pairs. The encoding function  $g()$  is then frozen, and an encoding function  $t(\text{photo})$  is learnt which makes the similarity between a photo and its associated caption high for all  $(\text{photo}, \text{caption})$  pairs from the Yelp dataset, and low for random pairs.  $t$  is a CNN pretrained on ImageNet, with a shallow one-layer DNN on top. Given a new context/query, we then provide its encoding  $h_c$  by applying  $f()$ , and find plausible text replies and photo responses according to functions  $g()$  and  $t()$ , respectively. These should be responses that look like answers to the query, and photos that look like they would have captions that would be answers to the provided query.

At inference, finding relevant candidates given a context reduces to computing  $h_c$  for the context  $c$ , and finding nearby  $h_r$  and  $h_p$  vectors. The response vectors can all be pre-computed, and the nearest neighbour search can be further optimised using standard libraries such as Faiss (Johnson et al., 2017) or approximate nearest neighbour retrieval (Malkov and Yashunin, 2016), giving an efficient search that scales to billions of candidate responses.

The system offers both voice and text input and output. Speech-to-text and text-to-speech conversion in the PolyResponse system is currently supported by the off-the-shelf Google Cloud tools.<sup>8</sup>

### 3 Dialogue Flow

The ranking model lends itself to the one-shot task of finding the most relevant responses in a given context. However, a restaurant-browsing system needs to support a dialogue flow where the user finds a restaurant, and then asks questions about it. The *dialogue state* for each search scenario is represented as the set of restaurants that are considered relevant. This starts off as *all the restaurants* in the given city, and is assumed to monotonically decrease in size as the conversation progresses until the user converges to a single restaurant. A restaurant is only considered valid in the context of a new user input if it has relevant responses corresponding to it. This flow is summarised here:

- S1. Initialise  $R$  as the set of all restaurants in the city. Given the user’s input, rank all the responses in the response pool pertaining to restaurants in  $R$ .
- S2. Retrieve the top  $N$  responses  $r_1, r_2, \dots, r_N$  with corresponding (sorted) cosine similarity

<sup>8</sup><https://cloud.google.com/speech-to-text/>;  
<https://cloud.google.com/text-to-speech/>

scores:  $s_1 \geq s_2 \geq \dots \geq s_N$ .

- S3. Compute probability scores  $p_i \propto \exp(a \cdot s_i)$  with  $\sum_{i=1}^N p_i$ , where  $a > 0$  is a tunable constant.

- S4. Compute a score  $q_e$  for each restaurant/entity  $e \in R$ ,  $q_e = \sum_{i:r_i \in e} p_i$ .

- S5. Update  $R$  to the smallest set of restaurants with highest  $q$  whose  $q$ -values sum up to more than a predefined threshold  $t$ .

- S6. Display the most relevant responses associated with the updated  $R$ , and return to S2.

If there are multiple relevant restaurants, one response is shown from each. When only one restaurant is relevant, the top  $N$  responses are all shown, and relevant photos are also displayed. The system does not require dedicated understanding, decision-making, and generation modules, and this dialogue flow does not rely on explicit task-tailored semantics. The set of relevant restaurants is kept internally while the system narrows it down across multiple dialogue turns. A simple set of predefined rules is used to provide a templatic spoken system response: e.g., an example rule is “One review of  $e$  said  $r$ ”, where  $e$  refers to the restaurant, and  $r$  to a relevant response associated with  $e$ . Note that while the demo is currently focused on the restaurant search task, the described “narrowing down” dialogue flow is generic and applicable to a variety of applications dealing with similar entity search.

The system can use a set of intent classifiers to allow resetting the dialogue state, or to activate the separate restaurant booking dialogue flow. These classifiers are briefly discussed in §4.

### 4 Other Functionality

**Multilinguality.** The PolyResponse restaurant search is currently available in 8 languages and for 8 cities around the world: English (Edinburgh), German (Berlin), Spanish (Madrid), Mandarin (Taipei), Polish (Warsaw), Russian (Moscow), Korean (Seoul), and Serbian (Belgrade). Selected snapshots are shown in Figure 2, while we also provide videos demonstrating the use and behaviour of the systems at: <https://tinyurl.com/y3evkcfz>. A simple MT-based translate-to-source approach at inference time is currently used to enable the deployment of the system in other languages: 1) the pool of responses in each language is translated to English by Google Translate beforehand, and pre-computed encodings of their English translations are used as representations of

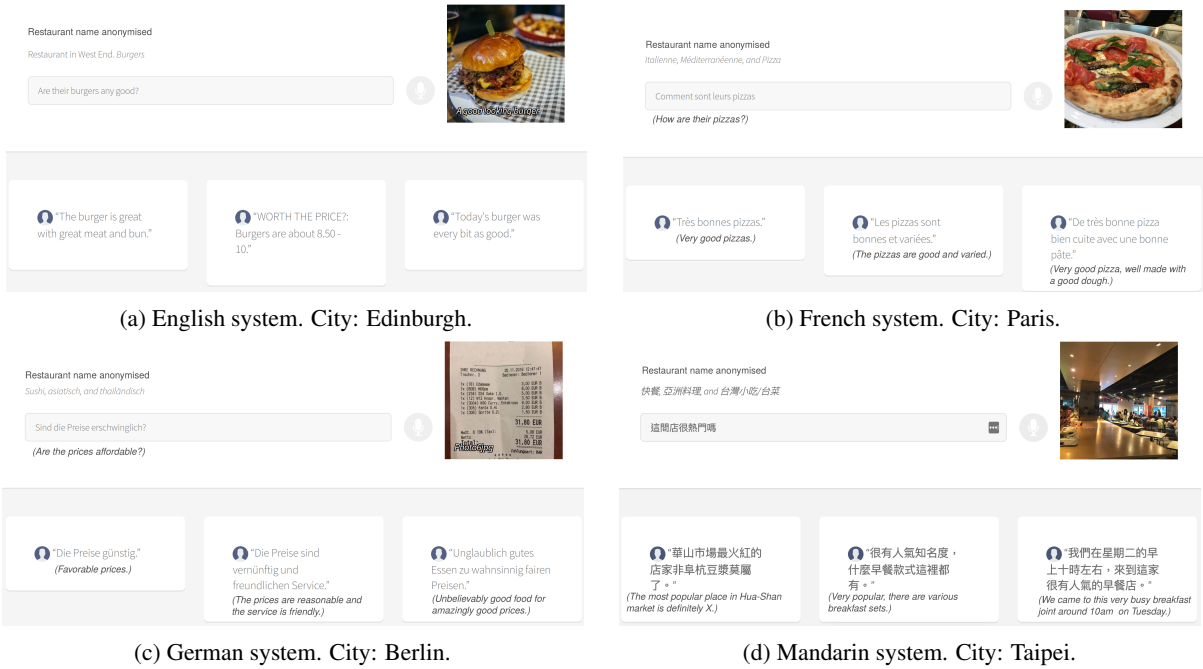


Figure 2: Snapshots of the PolyResponse demo system for restaurant search in four different languages. Restaurant names are anonymised. Translations of non-English sentences are provided in parentheses; they are not part of the system output. The output also comprises relevant photos associated with the current restaurant.

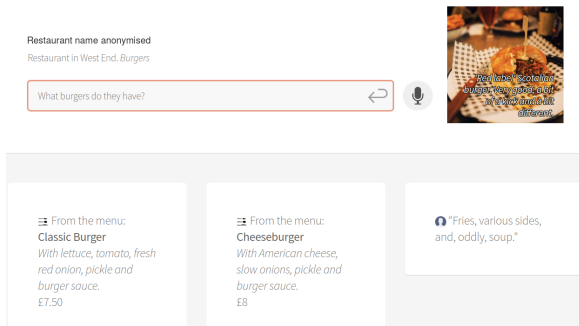


Figure 3: An example showing how the system can retrieve parts of the menu as responses to the current user utterance (if they are relevant to the utterance).

each foreign language response; 2) a provided user utterance (i.e., context) is translated to English on-the-fly and its encoding  $h_c$  is then learned. We plan to experiment with more sophisticated multilingual models in future work.

**Voice-Controlled Menu Search.** An additional functionality enables the user to get parts of the restaurant menu relevant to the current user utterance as responses. This is achieved by performing an additional ranking step of available menu items and retrieving the ones that are semantically relevant to the user utterance using exactly the same methodology as with ranking other responses. An example of this functionality is shown in Figure 3.

**Resetting and Switching to Booking.** The restaurant search system needs to support the discrete actions of restarting the conversation (i.e., resetting the set  $R$ ), and should enable transferring to the slot-based table booking flow. This is achieved using two binary intent classifiers, that are run at each step in the dialogue. These classifiers make use of the already-computed  $h_c$  vector that represents the user’s latest text. A single-layer neural net is learned on top of the 512-dimensional encoding, with a ReLU activation and 100 hidden nodes.<sup>9</sup> To train the classifiers, sets of 20 relevant paraphrases (e.g., “Start again”) are provided as positive examples. Finally, when the system successfully switches to the booking scenario, it proceeds to the slot filling task: it aims to extract all the relevant booking information from the user (e.g., date, time, number of people to dine). The entire flow of the system illustrating both the search phase and the booking phase is provided as the supplemental video material.

## 5 Conclusion and Future Work

This paper has presented a general approach to search-based dialogue that does not rely on explicit

<sup>9</sup>Using the Reddit encoding has shown better generalisation when compared to models learned from scratch. This follows a recent trend where small robust classifiers are learned on pretrained large models (Devlin et al., 2018).

semantic representations such as dialogue acts or slot-value ontologies, and allows for multi-modal responses. In future work, we will extend the current demo system to more tasks and languages, and work with more sophisticated encoders and ranking functions. Besides the initial dialogue flow from this work (§3), we will also work with more complex flows dealing, e.g., with user intent shifts.

## References

- Rami Al-Rfou, Marc Pickett, Javier Snaider, Yun-Hsuan Sung, Brian Strope, and Ray Kurzweil. 2016. [Conversational contextual cues: The case of personalization and history for response ranking](#). *CoRR*, abs/1606.00372.
- Antoine Bordes, Y-Lan Boureau, and Jason Weston. 2017. [Learning end-to-end goal-oriented dialog](#). In *ICLR*.
- Paweł Budzianowski, Tsung-Hsien Wen, Bo-Hsiang Tseng, Iñigo Casanueva, Stefan Ultes, Osman Ramadan, and Milica Gašić. 2018. [MultiWOZ - A large-scale multi-domain wizard-of-oz dataset for task-oriented dialogue modelling](#). In *EMNLP*, pages 5016–5026.
- Jia Deng, Wei Dong, Richard Socher, Li-Jia Li, Kai Li, and Fei-Fei Li. 2009. [ImageNet: A large-scale hierarchical image database](#). In *CVPR*.
- Jacob Devlin, Ming-Wei Chang, Kenton Lee, and Kristina Toutanova. 2018. [BERT: Pre-training of deep bidirectional transformers for language understanding](#). *CoRR*, abs/1810.04805.
- Layla El Asri, Hannes Schulz, Shikhar Sharma, Jeremie Zumer, Justin Harris, Emery Fine, Rahul Mehrotra, and Kaheer Suleman. 2017. [Frames: A corpus for adding memory to goal-oriented dialogue systems](#). In *SIGDIAL*, pages 207–219.
- Mihail Eric, Lakshmi Krishnan, Francois Charette, and Christopher D. Manning. 2017. [Key-value retrieval networks for task-oriented dialogue](#). In *SIGDIAL*, pages 37–49.
- Matthew Henderson, Rami Al-Rfou, Brian Strope, Yun-Hsuan Sung, László Lukács, Ruiqi Guo, Sanjiv Kumar, Balint Miklos, and Ray Kurzweil. 2017. [Efficient natural language response suggestion for smart reply](#). *CoRR*, abs/1705.00652.
- Matthew Henderson, Paweł Budzianowski, Iñigo Casanueva, Sam Coope, Daniela Gerz, Girish Kumar, Nikola Mrkšić, Georgios Spithourakis, Pei-Hao Su, Ivan Vulić, and Tsung-Hsien Wen. 2019a. [A repository of conversational datasets](#). In *NLP4ConvAI Workshop*, pages 1–10.
- Matthew Henderson, Blaise Thomson, and Steve Young. 2014. [Word-based dialog state tracking with recurrent neural networks](#). In *SIGDIAL*.
- Matthew Henderson, Ivan Vulić, Daniela Gerz, Iñigo Casanueva, Paweł Budzianowski, Sam Coope, Georgios Spithourakis, Tsung-Hsien Wen, Nikola Mrkšić, and Pei-Hao Su. 2019b. [Training neural response selection for task-oriented dialogue systems](#). In *ACL*, pages 5392–5404.
- Andrew G. Howard, Menglong Zhu, Bo Chen, Dmitry Kalenichenko, Weijun Wang, Tobias Weyand, Marco Andreetto, and Hartwig Adam. 2017. [MobileNets: Efficient convolutional neural networks for mobile vision applications](#). *CoRR*, abs/1704.04861.
- Jeff Johnson, Matthijs Douze, and Hervé Jégou. 2017. [Billion-scale similarity search with GPUs](#). *arXiv preprint arXiv:1702.08734*.
- Xiujun Li, Yun-Nung Chen, Lihong Li, Jianfeng Gao, and Asli Celikyilmaz. 2017. [End-to-end task-completion neural dialogue systems](#). In *IJCNLP*, pages 733–743.
- Pierre Lison and Jörg Tiedemann. 2016. [OpenSubtitles2016: Extracting large parallel corpora from movie and TV subtitles](#). In *LREC*.
- Yury A. Malkov and D. A. Yashunin. 2016. [Efficient and robust approximate nearest neighbor search using Hierarchical Navigable Small World graphs](#). *CoRR*, abs/1603.09320.
- Nikola Mrkšić, Diarmuid Ó Séaghdha, Blaise Thomson, Milica Gašić, Pei-Hao Su, David Vandyke, Tsung-Hsien Wen, and Steve Young. 2015. [Multi-domain dialog state tracking using recurrent neural networks](#). In *ACL*, pages 794–799.
- Pararth Shah, Dilek Hakkani-Tür, Bing Liu, and Gokhan Tür. 2018. [Bootstrapping a neural conversational agent with dialogue self-play, crowdsourcing and on-line reinforcement learning](#). In *NAACL-HLT*, pages 41–51.
- Ashish Vaswani, Noam Shazeer, Niki Parmar, Jakob Uszkoreit, Llion Jones, Aidan N. Gomez, Lukasz Kaiser, and Illia Polosukhin. 2017. [Attention is all you need](#). In *NeurIPS*, pages 6000–6010.
- Mengting Wan and Julian McAuley. 2016. [Modeling ambiguity, subjectivity, and diverging viewpoints in opinion question answering systems](#). In *ICDM*, pages 489–498.
- Tsung-Hsien Wen, David Vandyke, Nikola Mrkšić, Milica Gašić, Lina M. Rojas-Barahona, Pei-Hao Su, Stefan Ultes, and Steve Young. 2017. [A network-based end-to-end trainable task-oriented dialogue system](#). In *EACL*, pages 438–449.
- Jason D. Williams. 2012. [A belief tracking challenge task for spoken dialog systems](#).
- Steve Young. 2010. [Still talking to machines \(cognitively speaking\)](#). In *INTERSPEECH*, pages 1–10.