

DECO: Liberating Web Data Using Decentralized Oracles for TLS

Fan Zhang*, Sai Krishna Deepak Maram*, Harjasleen Malvai†, Steven Goldfeder*, Ari Juels*

*Cornell Tech

†Cornell University

Abstract—Thanks to the widespread deployment of TLS, users can access private data over channels with end-to-end confidentiality and integrity. What they cannot do, however, is prove to third parties the *provenance* of such data, i.e., that it genuinely came from a particular website. Existing approaches either introduce undesirable trust assumptions or require server-side modifications.

As a result, the value of users’ private data is locked up in its point of origin. Users cannot export their data with preserved integrity to other applications without help and permission from the current data holder. Even the value of public data on the web cannot be fully realized as there is no secure way to relay it to systems without network connections, such as smart contracts.

We propose DECO (short for decentralized oracle) to address the above problems. DECO allows users to prove that a piece of data accessed via TLS came from a particular website and optionally prove statements about such data in zero-knowledge, keeping the data itself secret. DECO is the first such system that works without trusted hardware or server-side modifications.

DECO can liberate data from centralized web-service silos, making it accessible to a rich spectrum of applications. To demonstrate the power of DECO, we implement three applications that are hard to achieve without it: a private financial instrument using smart contracts, converting legacy credentials to anonymous credentials, and verifiable claims against price discrimination.

I. INTRODUCTION

TLS is a powerful, widely deployed protocol that allows users to access web data over confidential, integrity-protected channels. But TLS has a serious limitation: it doesn’t allow a user to prove to third parties that a piece of data she has accessed authentically came from a particular website. As a result, data use is often restricted to its point of origin, curtailing data portability by users, a right acknowledged by recent regulations such as GDPR [4].

Specifically, when a user accesses data online via TLS, she cannot securely *export* it, without help (hence permission) from the current data holder. Vast quantities of private data are thus intentionally or unintentionally locked up in the “deep web”—the part of the web that isn’t publicly accessible. Moreover, even public web data’s value can’t be fully realized, as there’s no secure way to relay it to systems that may lack internet connections, such as smart contracts and IoT devices.

To understand the problem, suppose Alice wants to prove to Bob that she’s over 18. Currently, age verification services [1] require users to upload IDs and detailed personal information, which raises privacy concerns. But various websites, such as company payroll records or DMV websites, can in principle

serve as sources of verified birth dates. Alice could send a screenshot of her birth date from an online payroll account system, but this is easily forged. And even if the screenshot could somehow be proven authentic, it would leak information—revealing her exactly birth date, not just that she’s over 18.

Initially proposed to prove provenance of online data to smart contracts, *oracles* are a step towards exporting TLS-protected data to other systems with provenance and integrity assurances. Existing schemes, however, have serious technical limitations. They either only work with deprecated TLS versions and offer no privacy from the oracle (e.g., TLSNotary [3]) or rely on trusted hardware (e.g., Town Crier [62]), against which various attacks have recently emerged, e.g., [18].

Another class of oracle schemes assumes server-side cooperation, mandating that servers install TLS extensions (e.g., [50]) or change application-layer logic (e.g., [23], [61]). Server-facilitated oracle schemes suffer from two fundamental problems. First, they break legacy compatibility, causing a significant barrier to wide adoption. Moreover, such solutions only provide *conditional* exportability because the web servers have the sole discretion to determine which data can be exported, and can censor export attempts at will. A mechanism that allows users to export *any* data they have access to would enable a whole host of currently unrealizable applications.

A. DECO

To address the above problems, we propose DECO, a decentralized oracle for TLS. Unlike oracle schemes that require per-website support, DECO is source-agnostic and supports *any* website running standard TLS. Unlike solutions that rely on websites’ participation, DECO requires no server-side cooperation. Thus a single instance of DECO could enable *anyone* to become an oracle for *any* website.

DECO makes rich Internet data—both public and private—accessible with authenticity assurances to a wide range of applications, including ones that cannot access the Internet such as smart contracts. DECO could fundamentally shift today’s model of web data dissemination by providing private data delivery with an option for transfer to third parties or public release. This technical capability highlights potential future legal and regulatory challenges, but also anticipates the creation and delivery of appealing new services. Importantly, DECO does not require trusted hardware, unlike alternative approaches that could achieve a similar vision, e.g., [41], [62].

At a high level, the prover commits to a piece of data D and proves to the verifier that D came from a TLS server S and optionally a statement π_D about D . E.g., in the example of proving age, the statement π_D could be the predicate “ $D = y/m/d$ is Alice’s date of birth and $y - 2019 > 18$.”

Informally, DECO achieves *authenticity*—that the verifier is convinced only if the asserted statement about D is true and D is indeed obtained from website S . DECO also provides *privacy* in that the verifier only learns that the statement π_D holds for some D obtained from S .

B. Technical challenges

Designing DECO with the required security and practical performance, while using legacy-(TLS)-compatible primitives, introduces several important technical challenges. The main challenge stems from the fact that TLS generates symmetric encryption and authentication keys that are *shared* by the client (prover in DECO) and web server. Thus, the client can *forge* arbitrary TLS session data, in the sense of signing the data with valid authentication keys.

To address this challenge, DECO introduces a novel *three-party handshake* protocol among the prover, verifier, and web server that creates an *unforgeable commitment* by the prover to the verifier on a piece of TLS session data D . The verifier can check that D is authentically from the TLS server. From the prover’s perspective, the three-party handshake preserves the security of TLS in presence of a malicious verifier.

Efficient selective opening. After committing to D , the prover proves statements about the commitment. Although arbitrary statements can be supported in theory, we optimize for what are likely to be the most popular applications—revealing only substrings of the response to the verifier. We call such statements *selective opening*. Fine-grained selective opening allows users to hide sensitive information and reduces the input length to the subsequent proofs.

A naïve solution would involve expensive verifiable decryption of TLS records using generic zero-knowledge proofs (ZKPs), but we achieve an orders-of-magnitude efficiency improvement by exploiting the TLS record structure. For example, a direct implementation of verifiable decryption of one TLS record would involve proving correct execution of a circuit of 512 AES invocations in zero-knowledge, whereas by leveraging the MAC-then-encrypt structure of CBC-HMAC, we accomplish the same with only 3 AES invocations.

Context integrity. Selective opening allows the prover to only reveal a substring D' of the server’s response D . However, a substring may mean different things depending on when it appears and a malicious prover could cheat by quoting out of context. Therefore we need to prove not just that D' appears in D , but that it appears in the expected context, i.e., D' has *context integrity*¹ with respect to D .

Context-integrity attacks can be thwarted if the session content is structured and can be parsed. Fortunately most web

data takes this form (e.g., in JSON or HTML). A generic solution is to parse the entire session and prove that the revealed part belongs to the necessary branch of a parse tree. But, under certain constraints that web data generally satisfies, parsing the entire session is not necessary. We propose a novel *two-stage parsing scheme* where the prover pre-processes the session content, and only parses the outcome that is usually much smaller. We draw from the definition of equivalence of programs, as used in programming language theory, to build a formal framework to reason about the security of two-stage parsing schemes. We provide several practical realizations for specific grammars. Our definitions and constructions generalize to other oracles too. For example, it could prevent a generic version of the content-hidden attack mentioned in [50].

C. Implementation and evaluation

We designed and implemented DECO as a complete end-to-end system. To demonstrate the system’s power, we implemented three applications: 1) a confidentiality-preserving *financial instrument* using smart contracts; 2) converting legacy credentials to *anonymous credentials*; and 3) verifiable claims against *price discrimination*.

Our experiments with these three applications show that DECO is highly efficient. In the LAN setting, it takes 1.40s to perform the three-party handshake and 0.146s to verify an HMAC tag in 2PC. It takes 3s to 10s to generate zero-knowledge proofs for the applications described above. More details are provided in Section VII.

Contributions. In summary, our contributions are as follows:

- We introduce DECO, a provably secure decentralized oracle scheme, along with an implementation and performance evaluation. DECO is the first oracle scheme for modern TLS versions that doesn’t require trusted hardware or server-side modifications. We provide an overview of the protocol in Section III and specify the full protocol in Section IV.
- **Selective opening:** In Section V-A, we introduce a broad class of statements for TLS records that can be proven efficiently in zero-knowledge. They allow users to open only substrings of a session-data commitment. The optimized statements achieve an orders-of-magnitude efficiency improvement over generic ZKPs.
- **Context-integrity attacks and mitigation:** We identify a new class of context-integrity attacks that is universal to privacy-preserving oracles (e.g., [50]) but has not previously been sufficiently addressed. A generic solution would involve expensive proofs of correct parsing, but our solution involves a novel two-stage parsing scheme that greatly reduces the computational cost. In Section V-B, we provide a formal framework to reason about the security of the two-stage parsing scheme and several practical realizations.
- **Security definitions and proofs:** Oracles are a key part of the smart contract ecosystem, but a coherent security definition has been lacking. We formalize and strengthen existing oracle schemes and present a formal security definition using an ideal functionality in Section III-B. We

¹Note that this is different from the concept of “contextual integrity” in privacy theory [43].

prove the functionality is securely realized by our protocols in Appendix C.

- **Applications and evaluation:** In Section VI, we present three representative applications that showcase DECO’s capabilities, and evaluate them in Section VII.

II. BACKGROUND

A. Transport Layer Security (TLS)

We now provide necessary background on the TLS handshake and record protocols on which DECO builds. Throughout the paper we focus on TLS 1.2, but also describe how to generalize our techniques to TLS 1.3.

TLS is a family of protocols that provides privacy and data integrity between two communicating applications. Roughly speaking, it consists of two protocols: a handshake protocol that sets up the session using asymmetric cryptography, establishing shared client and server keys for the next protocol, the record protocol, in which data is transmitted with confidentiality and integrity protection using symmetric cryptography.

1) *Handshake:* In the handshake protocol, the server and client first agree on a set of cryptographic algorithms (also known as a cipher suite). They then authenticate each other (client authentication optional), and finally securely compute a shared secret to be used for the subsequent record protocol.

DECO supports the forward secure elliptic curve DH key exchange with ephemeral secrets (ECDHE [14]), which is similar to DH key exchange but an ephemeral key pair is used.

2) *Record protocol:* To transmit application-layer data (e.g., HTTP messages) in TLS, the record protocol first fragments the application data D into fixed sized plaintext *records* $D = (D_1, \dots, D_n)$, each of which is of size 16KB or less. Each record is usually padded to a multiple of blocks (e.g., 128 bits). The record protocol then optionally compresses the data, applies a MAC, encrypts, and transmits the result. Received data is decrypted, verified, decompressed, reassembled, and then delivered to higher-level protocols. The specific cryptographic operations depend on the negotiated ciphersuite. DECO supports the AES cipher in two commonly used modes: CBC-HMAC and GCM. Here we describe the use of these primitives in TLS using CBC-HMAC as an example.

Roughly, the record protocol applies MAC-then-encrypt to convert plaintext records to payload messages. For each properly padded plaintext record D , the sender first computes a MAC tag $\sigma = \text{HMAC}(k^{\text{MAC}}, \kappa \| D)$ where κ is some metadata including the sequence number, version and length of D , then encrypts the record and the tag as $M = \text{CBC}(k^{\text{Enc}}, D \| \sigma)$. M is transmitted on the wire. The receiver reverses the process to obtain application-layer data. Each direction of the communication uses a separate set of keys.

3) *Differences between TLS 1.2 and 1.3:* In TLS 1.3, the list of supported symmetric algorithms has been pruned of all legacy algorithms, and is confined to AEAD algorithms. The handshake flow has also been restructured. All handshake messages after the ServerHello are now encrypted. Finally, a different PRF is used. For a complete description, see [49].

B. Multi-party computation

Consider a group of n parties $\mathcal{P}_1, \dots, \mathcal{P}_n$, each of whom holds some secret s_i . Secure multi-party computation (MPC) allows them to jointly compute $f(s_1, \dots, s_n)$ without leaking any information other than the output of f , i.e., \mathcal{P}_i learns nothing about $s_{j \neq i}$.

Security for MPC protocols generally considers an adversary that corrupts t players and attempts to learn the private information of an honest player. Two-party computation (2PC) refers to the special case of $n = 2$ and $t = 1$. A *semi-honest* or *honest-but-curious* adversary follows the protocol description but learns whatever information is leaked by the protocol transcript; a *malicious* adversary may deviate arbitrarily from the protocol. Moreover, the corruptions may be *static*, meaning the adversary chooses which parties to corrupt at the beginning of the protocol, or *adaptive*, i.e., the adversary can choose which parties to corrupt adaptively during the protocol execution. In this paper, we consider a malicious adversary and static corruptions. We refer the reader to [40] for a full discussion of the model and formal security definitions.

There are two general approaches to building protocols for secure two-party computation. In garbled-circuit protocols based on Yao’s protocol [60], the function f is encoded as a boolean circuit, and these protocols are therefore best-suited for bitwise operations (e.g., SHA256). Other protocols are based on *threshold secret sharing* and these protocols tend to be best suited for arithmetic operations.

The functions that we compute in this paper using 2PC are composed of both bitwise and arithmetic operations. We separate them into these two components, and use the optimized garbled-circuit protocol from [59] for the bitwise operations and the secret-sharing based MtA protocol from [31] for the arithmetic operations.

III. SYSTEM MODEL AND PROTOCOL OVERVIEW

In this section we state the problem we try to solve with DECO and present a high-level overview of its architecture.

A. Problem statement: Decentralized oracles

Broadly, we investigate protocols for building “oracles,” i.e., entities that can prove provenance and properties of online data. Specifically, the goal is to allow a prover \mathcal{P} to prove to a verifier \mathcal{V} that a piece of data came from a particular website \mathcal{S} and optionally prove statements about such data in zero-knowledge, keeping the data itself secret. Accessing the data may require private input (e.g., a password) from \mathcal{P} and such private information should be kept secret from \mathcal{V} as well.

We focus on servers running TLS, the most widely deployed security protocol suite on the Internet. However, TLS alone does not prove data provenance. Although TLS uses public-key signatures for authentication, it uses symmetric-key primitives to protect the integrity and confidentiality of exchanged messages, using a shared session key established at the beginning of each session. Hence \mathcal{P} , who knows this symmetric key, cannot prove statements about cryptographically authenticated TLS data to a third party.

Functionality $\mathcal{F}_{\text{Oracle}}$ between \mathcal{S}, \mathcal{P} and \mathcal{V}

Input: The TLS server \mathcal{S} holds a mapping $\text{Content} : \{0, 1\}^* \rightarrow \{0, 1\}^*$. The prover \mathcal{P} holds some private input θ_s . The verifier \mathcal{V} inputs a query template Query and a response predicate Stmt .

Functionality:

- Send $(\text{Query}, \text{Stmt})$ to \mathcal{P} . Wait for \mathcal{P} to reply with “ok” and abort if other messages are received.
- Let $Q = \text{Query}(\theta_s)$ and $R = \text{Content}(Q)$. Send $|Q|, |R|$ to \mathcal{A} .
- Send (Q, R) to \mathcal{P} .
- Send \mathcal{V} a delayed public output $(\text{Stmt}(R), \mathcal{S})$.

Fig. 1: The oracle functionality.

A web server itself could assume the role of an oracle, e.g., by simply signing data. However, server-facilitated oracles would not only incur a high adoption cost, but also put users at a disadvantage: the web server could impose arbitrary constraints on the oracle capability. We are interested in a scheme where anyone can prove provenance of any data she can access, without needing to rely on a single, central point of control, such as the web server providing the data.

We tackle these challenges by introducing a tool for *decentralized oracles* that doesn’t rely on cooperation from web servers or trusted parties. The problem is much more challenging than for previous oracles, as it precludes solutions that require servers to modify their code or deploy new software, e.g., [50], or use of prediction markets, e.g., [8], [48], while at the same time going beyond these previous approaches by supporting proofs on arbitrary predicates over data. Another approach, introduced in [62], is to use trusted execution environments (TEEs) such as Intel SGX. The downside is that recent attacks [18] may deter some users from trusting TEEs.

B. Notation and definitions

We use \mathcal{P} to denote the prover, \mathcal{V} the verifier and \mathcal{S} the TLS server. We use letters in boldface (e.g., \mathbf{M}) to denote vectors and M_i to denote the i th element in \mathbf{M} .

We model the essential properties of an oracle using an ideal functionality $\mathcal{F}_{\text{Oracle}}$ in Fig. 1. $\mathcal{F}_{\text{Oracle}}$ accepts a secret parameter θ_s (e.g., a password) from the prover \mathcal{P} , a query template Query and a statement Stmt from \mathcal{V} . A query template is a function that takes \mathcal{P} ’s secret θ_s and returns a complete query. The verifier \mathcal{V} specifies public parameters in a query template, and the prover \mathcal{P} can later prove that the query sent to the server is well-formed, i.e., built from the template, without revealing the secret. An example query template would be $\text{Query}(\theta_s) = \text{“stock price of GOOG on Jan 1st, 2020 with API key} = \theta_s\text{”}$. The statement Stmt is a function that \mathcal{V} wishes to evaluate on the server’s response. Following the previous example, as the response R is a number, the following statement would compare it with a threshold: $\text{Stmt}(R) = \text{“}R > \$1,000\text{”}$.

We assume the server \mathcal{S} knows or can learn responses to user queries, an ability we model as knowledge of a mapping Content from queries to responses. After \mathcal{P} acknowledges the query template and the predicate (by sending “ok”), $\mathcal{F}_{\text{Oracle}}$ retrieves a response R from \mathcal{S} using a query built from the template. We assume an honest server, so R is the ground truth. Finally, $\mathcal{F}_{\text{Oracle}}$ sends $\text{Stmt}(R)$ and the data source to \mathcal{V} .

As stated in Definition 1, we are interested in oracles that don’t require any server-side modifications or cooperation, i.e., \mathcal{S} follows the unmodified TLS protocol.

Definition 1. A decentralized oracle protocol for TLS is a three-party protocol $\text{Prot} = (\text{Prot}_{\mathcal{S}}, \text{Prot}_{\mathcal{P}}, \text{Prot}_{\mathcal{V}})$ such that 1) Prot realizes $\mathcal{F}_{\text{Oracle}}$ and 2) $\text{Prot}_{\mathcal{S}}$ is the TLS protocol.

Adversarial model and security properties. We consider a static, malicious network adversary \mathcal{A} . Parties corrupted by \mathcal{A} may deviate arbitrarily from the protocol and reveal their states to \mathcal{A} . As a network adversary, \mathcal{A} learns the message length from $\mathcal{F}_{\text{Oracle}}$ since TLS is not length-hiding.

In a decentralized oracle protocol, \mathcal{P} communicates with \mathcal{S} in a standard TLS-based interaction. \mathcal{P} and \mathcal{V} may interact as well. We assume that the TLS server is honest. For a given query Q , denote the server’s honest response by $\mathcal{S}(Q)$. We require the security holds when either the prover or the verifier is corrupted. The functionality $\mathcal{F}_{\text{Oracle}}$ reflects the following security guarantees:

- *Prover-integrity:* A malicious \mathcal{P} cannot forge content provenance \mathcal{S} , nor can she cause \mathcal{S} to accept invalid queries or respond incorrectly to valid ones. Specifically, if the verifier inputs $(\text{Query}, \text{Stmt})$ and outputs (b, \mathcal{S}) , then \mathcal{P} must have sent $Q = \text{Query}(\theta_s)$ to \mathcal{S} in a TLS session and received a response $R = \mathcal{S}(Q)$ such that $b = \text{Stmt}(R)$.
- *Verifier-integrity:* A malicious \mathcal{V} cannot cause \mathcal{P} to receive incorrect responses. Specifically, if \mathcal{P} outputs (Q, R) then R must be the server’s response to query Q submitted by \mathcal{P} , i.e., $R = \mathcal{S}(Q)$.
- *Privacy:* A malicious \mathcal{V} learns only public information $(\text{Query}, \mathcal{S})$ and the evaluation of $\text{Stmt}(R)$.

C. A strawman protocol

In presenting our design of DECO, we start with a strawman protocol and incrementally build up to the full protocol.

We focus on two widely used representative TLS cipher suites: CBC-HMAC and AES-GCM. Our technique generalizes to other ciphers (e.g., Chacha20-Poly1305, etc.) as well. Throughout this section we use CBC-HMAC to illustrate the ideas and with discussion of GCM deferred to later sections.

A strawman protocol. A strawman protocol that realizes $\mathcal{F}_{\text{Oracle}}$ between $(\mathcal{P}, \mathcal{V})$ is as follows. \mathcal{P} queries the server \mathcal{S} and records all messages sent to and received from the server in $\hat{\mathbf{Q}} = (\hat{Q}_1, \dots, \hat{Q}_n)$ and $\hat{\mathbf{R}} = (\hat{R}_1, \dots, \hat{R}_n)$, respectively. Let $\hat{\mathbf{M}}$ denote $(\hat{\mathbf{Q}}, \hat{\mathbf{R}})$ and $(k^{\text{MAC}}, k^{\text{Enc}})$ be the session keys.

She then proves in zero-knowledge that 1) each \hat{R}_i decrypts to (R_i, σ_i) , a plaintext record and a MAC tag; 2) each MAC tag σ_i for R_i verifies against k^{MAC} ; and 3) the desired statement evaluates to b on the response, i.e., $b = \text{Stmt}((R_1, \dots, R_n))$. Using the now standard notation introduced in [21], the prover \mathcal{P} computes

$$p_r = \text{ZK-PoK}\{k^{\text{Enc}}, \mathbf{R} : \forall i \in [n], \text{Enc}(k^{\text{Enc}}, R_i || \sigma_i) = \hat{R}_i \wedge \text{Verify}(k^{\text{MAC}}, \sigma_i, R_i) = 1 \wedge \text{Stmt}(\mathbf{R}) = b\}.$$

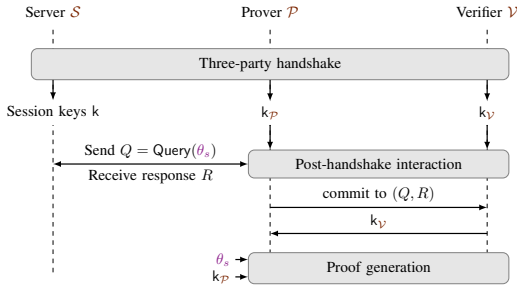


Fig. 2: An overview of the workflow in DECO.

She also proves that Q is well-formed as $Q = \text{Query}(\theta_s)$ similarly in a proof p_q and sends $(p_q, p_r, k^{\text{MAC}}, \hat{M}, S)$ to \mathcal{V} .

Given that \hat{M} is an authentic transcript of the TLS session, the prover-integrity property seems to hold. Intuitively, CBC-HMAC ciphertexts bind to the underlying plaintexts, thus the messages \hat{M} can be treated as secure commitments [32] to the session data. That is, a given \hat{M} can only be opened (i.e., decrypted and MAC checked) to a unique message. The binding property prevents \mathcal{P} from opening \hat{M} to a different message other than the original session with the server.

Unfortunately, this intuition is flawed. The strawman protocol fails completely because it *cannot* ensure the authenticity of \hat{M} . The prover \mathcal{P} has the session keys, and thus she can include the encryption of arbitrary messages in \hat{M} . Moreover, the zero-knowledge proofs that \mathcal{P} needs to construct involve decrypting and hashing the entire transcript, which can be prohibitively expensive. For the protocol to be practical, we need to significantly reduce the cost.

D. Overview of DECO

The critical failing of our strawman approach is that \mathcal{P} learns the session key before she commits to the session. One key idea in DECO is to withhold the MAC key from \mathcal{P} until *after* she commits. The TLS session between \mathcal{P} and the server \mathcal{S} must still remain secure in terms of confidentiality and integrity. Moreover, the protocol must not degrade performance below the requirements of TLS (e.g., triggering a timeout).

As shown in Fig. 2, DECO is a three-phase protocol. The first phase is a novel **three-party handshake** protocol in which the prover \mathcal{P} , the verifier \mathcal{V} , and the TLS server \mathcal{S} establish session keys that are *secret-shared between \mathcal{P} and \mathcal{V}* . After the handshake is a **post-handshake** phase during which \mathcal{P} accesses the server following the standard TLS protocol, but with help from \mathcal{V} . Finally, \mathcal{P} proves statements about the data she retrieved from the server in a **proof generation** phase.

1) *Three-party handshake*: Essentially, \mathcal{P} and \mathcal{V} jointly act as a TLS client. They negotiate a shared session key with \mathcal{S} in a secret-shared form. We emphasize that this phase, like the rest of DECO, is completely transparent to \mathcal{S} , requiring no server-side modifications or cooperation.

For the CBC-HMAC cipher suite, at the end of the three-party handshake, \mathcal{P} and \mathcal{V} receive k_P^{MAC} and k_V^{MAC} respectively, while \mathcal{S} receives $k^{\text{MAC}} = k_P^{\text{MAC}} + k_V^{\text{MAC}}$. As with the standard handshake, both \mathcal{P} and \mathcal{S} gets the encryption key k^{Enc} .

The aforementioned session-data commitment can be made unforgeable as follows. At the end of the session, \mathcal{P} first commits to the session in \hat{M} as before, then \mathcal{V} reveals her share k_V^{MAC} . From \mathcal{V} 's perspective, the three-party handshake protocol ensures that a fresh MAC key (for each direction) is used for every session, despite the influence of a potential malicious prover, and that the keys are unknown to \mathcal{P} until she commits. Without knowledge of the MAC key, \mathcal{P} cannot forge or tamper with session data before committing to it. The unforgeability of the session-data commitment in DECO thus reduces to the unforgeability of the MAC scheme used in TLS.

Other ciphersuites such as GCM can be supported similarly. In GCM, a single key (for each direction) is used for both encryption and MAC. The handshake protocol similarly secret-shares the key between \mathcal{P} and \mathcal{V} . As we'll present shortly, this leads to a more complex post-handshake protocol and higher computational cost. The details of the handshake protocol are presented in Section IV-A.

2) *Post-handshake interaction*: Since the session keys are secret-shared, as noted, \mathcal{P} and \mathcal{V} execute an interactive protocol, acting jointly as a TLS client to finish the session. For CBC-HMAC, they generate and verify tags, while for GCM they perform authenticated encryption and decryption.

Generic MPC would in theory be sufficient to realize DECO, but would not meet our stringent practical performance requirement. We instead introduce custom 2PC protocols that are orders-of-magnitude more efficient than generic solutions. Details are given in Section IV-B.

3) *Proof generation*: With unforgeable commitments, if \mathcal{P} opens the commitment \hat{M} completely (i.e., reveals the encryption key) then \mathcal{V} could easily verify the authenticity of \hat{M} by checking MACs on the decryption.

Revealing the encryption key for \hat{M} , however, would breach privacy: it would reveal *all* session data exchanged between \mathcal{P} and \mathcal{S} . In theory, \mathcal{P} could instead prove any statement Stmt over \hat{M} in zero knowledge (i.e., without revealing the encryption key). Generic zero-knowledge proof techniques, though, would be prohibitively expensive for many natural choices of Stmt.

DECO instead introduces two techniques to support efficient proofs for a broad, general class of statement Stmt, namely *selective opening* of a TLS session transcript. Selective opening involves either *revealing* a substring to \mathcal{V} or *redacting*, i.e., excising, a substring, concealing it from \mathcal{V} . We also show how to build on selective opening to give efficient zero-knowledge proofs over selectively opened data.

As an example, Fig. 3 shows a simplified JSON bank statement for Bob. Suppose Bob (\mathcal{P}) wants to reveal his checking account balance to \mathcal{V} . Revealing the decryption key for his TLS session would be undesirable: it would *also* reveal the entire statement, including his transactions. Instead, using techniques we introduce, Bob can efficiently reveal only the substring in lines 5-7. Alternatively, if he doesn't mind revealing his savings account balance, he might redact his transactions after line 7.

```

1 {"name": "Bob",
2  "savings a/c": {
3    "balance": $5000
4  },
5  "checking a/c": {
6    "balance": $2000
7  },
8  "transactions": {...}}

```

Fig. 3: Example bank statement to demonstrate selective opening and context-integrity attacks.

The two selective opening modes, revealing and redacting substrings, are useful privacy protection mechanisms. They can also serve as pre-processing for a subsequent zero-knowledge proof. For example, Bob might wish to prove that he has an account with a balance larger than \$1000, without revealing the actual balance. He would then prove in zero knowledge a predicate (“balance more than \$1000”) over the substring that includes his checking account balance.

Selective opening *alone*, however, is not enough for many applications. This is because the *context* of a substring affects its meaning. Without what we call *context integrity*, \mathcal{P} could cheat and reveal a substring that falsely appears to prove a claim to \mathcal{V} . For example, Bob might not have a balance above \$1000. After viewing his bank statement, though, he might in the same TLS session post a message to customer service with the substring “balance”: \$5000 and then view his pending messages (in a form of reflection attack). He could then reveal this substring to fool \mathcal{V} .

Various sanitization heuristics on prover-supplied inputs to \mathcal{V} , e.g., truncating session transcripts, could potentially prevent some such attacks, but, like other forms of web application input sanitization, are fragile and prone to attack [53].

Instead, we introduce a rigorous technique by which session data are explicitly but confidentially parsed. We call this technique *zero-knowledge two-stage parsing*. The idea is that \mathcal{P} parses \hat{M} locally in a first stage and then proves to \mathcal{V} a statement in zero knowledge about constraints on a resulting substring. For example, in our banking example, if bank-supplied key-value stores are always escaped with a distinguished character λ , then Bob could prove a correct balance by extracting via local parsing and revealing to \mathcal{V} a substring “balance”: \$5000 preceded by λ . We show for a very common class of web API grammars (unique keys) that this two-phase approach yields much more efficient proofs than more generic techniques.

Section V gives more details on proof generation in DECO.

IV. THE DECO PROTOCOL

The DECO protocol consists of a three-party handshake (Section IV-A), followed by 2PC protocols for post-handshake interaction (Section IV-B), and a proof generation phase. We abstract out the details of proof generation to specify the full DECO protocol (Section IV-C) and prove its security.

A. Three-party handshake

The goal of the three-party handshake (3P-HS) is to secret-share between the prover \mathcal{P} and verifier \mathcal{V} the session keys

used in a TLS session with server \mathcal{S} . This client-side secret sharing by \mathcal{P} and \mathcal{V} should be completely transparent to \mathcal{S} .

The three-party handshake is specified in Fig. 6. Below we give text descriptions so formal specifications are not required for understanding.

Overview. We assume the TLS server runs the ECDHE key exchange protocol (see Section II for an overview) using an EC group $EC(\mathbb{F}_p)$. The handshake proceeds in two steps: first, in a key exchange step \mathcal{P} and \mathcal{V} compute additive shares of a secret value $Z \in EC(\mathbb{F}_p)$ shared with the server through ECDHE; second, \mathcal{P} and \mathcal{V} securely evaluate the TLS-PRF [27] using shares of Z to derive sessions keys.

Specifically, the TLS-PRF is an HMAC-based PRF keyed with the x -coordinate of Z while \mathcal{P} (and \mathcal{V}) hold Z_P (and Z_V) such that $Z = Z_P + Z_V$ where $+$ is the group operation of $EC(\mathbb{F}_p)$. While the PRF can be implemented in a boolean circuit and securely evaluated using a maliciously secure 2PC protocol such as [59], a technical challenge is to harmonize arithmetic operations (i.e., adding two EC points) with bitwise operations (i.e., HMAC).

It is well-known that boolean circuits are not well-suited for arithmetic in large fields. As a concrete estimate, an EC Point addition resulting in just the x coordinate involves 4 subtractions, one modular inversion, and 2 modular multiplications. An estimate of the AND complexity based on the highly optimized circuits of [26] results in over 900,000 AND gates just for the subtractions, multiplications, and modular reductions—not even including inversion, which would require running the Extended Euclidean algorithm inside a circuit.

Duo to the prohibitive cost of adding EC points in a boolean circuit, we first convert the additive shares of an EC point in $EC(\mathbb{F}_p)$ to additive shares of its x -coordinate in \mathbb{F}_p , using the ECtF protocol to be presented shortly. Then the boolean circuit just involves adding two numbers in \mathbb{F}_p and using the result to key TLS-PRF, which is much less costly than with additive shares of an EC point.

Step 1: key exchange. The public input to the 3P-HS protocol is the elliptic curve group used in ECDHE, denoted $\langle G \rangle$, and the public key of the server \mathcal{S} , denoted by Y_S . The parties have no private input. At the end of the three-party handshake, \mathcal{S} receives session keys k^{Enc} and k^{MAC} . \mathcal{P} receives the same encryption key k^{Enc} , while the MAC key is shared between \mathcal{P} and \mathcal{V} , i.e., \mathcal{P} and \mathcal{V} receive k_P^{MAC} and k_V^{MAC} respectively such that $k^{\text{MAC}} = k_P^{\text{MAC}} + k_V^{\text{MAC}}$.

The prover \mathcal{P} initiates the handshake by sending a regular TLS handshake request and a random nonce r_c to \mathcal{S} (in the ClientHello message). On receiving a certificate, the server nonce r_s , and a signed ephemeral DH public key Y_S from \mathcal{S} (in the ServerHello and ServerKeyExchange messages), \mathcal{P} checks the certificate and the signature and forwards it to \mathcal{V} . After checking the certificate and the signature, \mathcal{V} samples a secret s_V and sends her part of the DH public key $Y_V = s_V \cdot G$ to \mathcal{P} , who then samples another secret s_P and sends the combined DH public key $s_P \cdot G + Y_V$ to \mathcal{S} . Note that the shared secret is $Z = (s_P + s_V) \cdot Y$, which is unknown to either party assuming the discrete logarithm problem is hard in the chosen group.

Step 2: key derivation. Having established the shared secret $Z = (Z_x, Z_y)$ with the server, \mathcal{P} and \mathcal{V} proceed to derive session keys by evaluating the TLS-PRF on the Z_x , the x -coordinate of Z , as specified in the TLS protocol [27]. Note that \mathcal{P} and \mathcal{V} hold additive shares of Z in the form of EC points. They first convert shares of Z , an EC point, into shares of Z_x —which is the input to the TLS-PRF—over the field \mathbb{F}_p . This conversation happens in the ECtF protocol we now present. Finally, they run a maliciously secure 2PC protocol to evaluate the TLS-PRF on shares of Z_x .

ECtF: Converting shares of EC points in $EC(\mathbb{F}_p)$ to shares in \mathbb{F}_p . Before introducing our protocol ECtF for converting shares of an EC point in $EC(\mathbb{F}_p)$ to shares of its coordinates in \mathbb{F}_p , we first describe an Multiplicative-to-Additive (MtA) share-conversion protocol that serves as a building block in ECtF. Then we explain the construction of ECtF itself.

a) *Building block: the MtA protocol:* In an MtA protocol, two parties securely convert multiplicative shares of a secret to additive ones. We use $\alpha, \beta := \text{MtA}(a, b)$ to denote a run of MtA between Alice and Bob with inputs a and b respectively. At the end of the run, Alice and Bob receive α and β such that $a \cdot b = \alpha + \beta$. Unless otherwise specified, all arithmetic operations are in some finite field \mathbb{F}_p . The protocol can be generalized to convert multiple multiplicative shares to additive shares of their inner product without increasing the communication complexity. Namely for vectors $\mathbf{a}, \mathbf{b} \in \mathbb{F}_p^n$, if $\alpha, \beta := \text{MtA}(\mathbf{a}, \mathbf{b})$, then $\langle \mathbf{a}, \mathbf{b} \rangle = \alpha + \beta$. See, e.g., [31] for a Paillier [47]-based construction of MtA.

b) *The ECtF protocol:* The inputs to an ECtF protocol are two EC points $P_1, P_2 \in EC(\mathbb{F}_p)$. Suppose $(P_x, P_y) = P_1 + P_2$ where $+$ is the EC group operation, the output of the protocol is $\alpha, \beta \in \mathbb{F}_p$ such that $\alpha + \beta = P_x$. Shares of the y -coordinate can be computed similarly but we omit that since TLS only uses the x -coordinate.

Let $P_i := (x_i, y_i)$ for $i \in \{1, 2\}$. Specifically, for the curve we consider, $P_x = \lambda^2 - x_1 - x_2$ where $\lambda = (y_2 - y_1)/(x_2 - x_1)$. Two ingredients are required to compute shares of P_x .

Let $[a]$ denote a 2-out-of-2 sharing of a , i.e., $[a] = (a_1, a_2)$ such that party i has a_i for $i \in \{1, 2\}$ while $a = a_1 + a_2$. The first ingredient is share inversion: given $[a]$, compute $[a^{-1}]$. As shown in [31], we can use the inversion protocol of Bar-Ilan and Beaver [11] together with MtA as follows: party i samples a random value r_i and executes MtA to compute $\delta_1, \delta_2 := \text{MtA}((a_1, r_1), (r_2, a_2))$. Note that $\delta_1 + \delta_2 = a_1 \cdot r_2 + a_2 \cdot r_1$. Party i publishes $v_i = \delta_i + a_i \cdot r_i$ and thus both parties learn $v = v_1 + v_2$. Finally, party i outputs $\beta_i = a_i \cdot v^{-1}$. The protocol computes a correct sharing of a^{-1} because $\beta_1 + \beta_2 = a^{-1}$. Moreover, the protocol doesn't leak a to any party assuming MtA is secure. In fact, party i 's view consists of $(a_1 + a_2)(r_1 + r_2)$, which is uniformly random if party i samples uniformly random r_i .

The second ingredient is share multiplication: compute $[ab]$ given $[a], [b]$. $[ab]$ can be computed using MtA as follows: parties execute MtA to compute $\alpha_1, \alpha_2 := \text{MtA}((a_1, b_1), (b_2, a_2))$. Note that $\alpha_1 + \alpha_2 = a_1 \cdot b_2 + a_2 \cdot b_1$.

Finally, party i outputs $m_i = \alpha_i + a_i \cdot y_i$. The security and correctness of the protocol can be shown similarly as above.

Putting these two ingredients together, Fig. 7 in the Appendix presents the ECtF protocol. The communication complexity of ECtF is 8 ciphertexts.

Secure evaluation of the TLS-PRF. Having computed shares of Z_x , the so called premaster secret in TLS, in ECtF, \mathcal{P} and \mathcal{V} evaluates the TLS-PRF in 2PC to derive session keys. Beginning with the SHA-256 circuit of [22], we hand-optimized the TLS handshake circuit resulting in a circuit with total AND complexity of 779,213.

B. Post-handshake interaction

After the handshake, \mathcal{P} and \mathcal{V} collectively act as the client to interact with server. At a high level, since the session keys are shared, the two players need to execute a 2PC protocol to verify MAC tags on incoming records, and to create tags for outgoing records. Since MAC tags will be checked for every TLS record during the entire session, the performance requirement precludes direct use of generic 2PC. We devise new, efficient 2PC MAC protocols as discussed below.

1) *General security considerations:* In a 2PC MAC protocol, \mathcal{P} can compute a MAC tag on a message M while hiding M from \mathcal{V} . In TLS, different MAC keys are used for server-to-client and client-to-server communication. For former, \mathcal{P} and \mathcal{V} run 2PC to verify tags, while for latter \mathcal{P} and \mathcal{V} run 2PC to create tags on fresh messages.

When checking tags for server-to-client messages, we must ensure that \mathcal{P} cannot forge tags on messages that are not originally from the server. Suppose \mathcal{P} wishes to verify a tag T on message M . The idea is to have \mathcal{P} to first commit to T , then \mathcal{P} and \mathcal{V} run a 2PC MAC protocol to compute a tag T' on message M . \mathcal{P} is asked to open the commitment to \mathcal{V} and if $T \neq T'$, \mathcal{V} aborts the protocol. Since \mathcal{P} doesn't know the MAC key, \mathcal{P} cannot compute and commit to a tag on a message that is not from the server.

When creating tags for client-to-server messages, \mathcal{V} makes sure MAC tags are created on messages with increasing sequence numbers, as required by TLS. This also prevents a malicious \mathcal{P} from creating two messages with the same sequence number, because there is no way for \mathcal{V} to distinguish which one was sent to the server.

2) *CBC-HMAC:* The general security considerations discussed above apply to both the cipher suites we support. Below, we describe an efficient protocol for 2PC-HMAC. The protocol is specified in Fig. 8. Note that \mathcal{P} and \mathcal{V} hold shares of the MAC key, while \mathcal{P} holds the encryption key.

Recall that HMAC of message m with key k is $\text{HMAC}_H(k, m) = H((k \oplus \text{opad}) \parallel H((k \oplus \text{ipad}) \parallel m))$. The key idea in our optimization is to make the computation of the inner hash local to \mathcal{P} (i.e., without 2PC). If \mathcal{P} knew $k \oplus \text{ipad}$, she could compute the inner hash. We cannot, though, simply give $k \oplus \text{ipad}$ to \mathcal{P} , as she could then learn k and forge MACs. Our optimization exploits the chained structure of Merkle-Damgård in SHA-256. Let H denote SHA-256 and IV the initial hash value. Suppose m_1 and m_2 are

two correctly sized blocks. Then $H(m_1 || m_2)$ is computed as $f_H(H(m_1), m_2)$, where f_H is the one-way compression function of H . After the three-party handshake, \mathcal{P} and \mathcal{V} execute a simple 2PC protocol to compute $s_0 = f_H(IV, k^{\text{MAC}} \oplus \text{ipad})$, and reveal it to \mathcal{P} . To compute the inner hash of a message m , \mathcal{P} just use s_0 as the IV to compute a hash of m . Revealing s_0 does not reveal k^{MAC} , as f_H is assumed to be one-way. Finishing the computation of HMAC then involves computing the outer H in 2PC on the inner hash, a much shorter message. Thus, we manage to reduce the amount of 2PC computation to a few blocks, as opposed to 512 blocks with generic 2PC.

3) *AES-GCM*: Following the similar methodology, we build optimized post-handshake protocols for AES-GCM in Appendix B. The protocols involve 2PC-AES for each record and therefore higher computational cost and latency compared to 2PC-HMAC. Looking forward, our evaluation results show that for GCM to be practical when \mathcal{V} is out of band, i.e., does not communicate with \mathcal{S} , as we have thus far considered, \mathcal{P} and \mathcal{V} must communicate over a low latency network, such as a LAN. We present a highly efficient alternative in which \mathcal{V} instead communicates with \mathcal{S} .

The idea is to have the verifier \mathcal{V} act as a proxy between the prover \mathcal{P} and the TLS server \mathcal{S} , i.e., \mathcal{P} sends/receives messages to/from \mathcal{S} through \mathcal{V} . The modified flow of the DECO protocol is as follows: after the handshake, \mathcal{P} commits to her key share k_P then \mathcal{V} reveals k_V to \mathcal{P} . Therefore \mathcal{P} now has the entire session key $k = k_P + k_V$. As \mathcal{P} uses k to continue the session with the server, \mathcal{V} records the proxy traffic. After the session concludes, \mathcal{P} proves statements about the recorded session the same as before.

Unlike CBC-HMAC, GCM is not committing [32]: for a given ciphertext C encrypted with key k , one knowing k can efficiently find $k' \neq k$ that decrypts C to a different plaintext while passing the integrity check. To prevent such attacks, the above protocol requires \mathcal{P} to commit to her key share before learning the session key.

Security properties and network assumptions. The verifier-integrity and privacy properties are clear, as a malicious \mathcal{V} cannot break the integrity and privacy of TLS (by assumption).

For prover-integrity, though, we need to assume that the proxy can reliably connect to the TLS server. First, we assume the proxy can ascertain that it indeed is connected with \mathcal{S} , e.g., via network-layer means such as the IP address. Moreover, we assume messages sent between the proxy and \mathcal{S} cannot be tampered with by \mathcal{P} , who knows the session keys and thus could modify the session content.

These assumptions have been considered acceptable, e.g., by [57] in a similar proxy setting. In practice, this requires the proxy to have correct and update-to-date DNS records, and that the network between the proxy and the server (e.g., their ISP and the barebones network) are properly secured against traffic injection (note that eavesdropping is fine.)

This alternative protocol represents a different performance-security trade-off. It's highly efficient because no cryptographic operation is involved after the handshake, but it re-

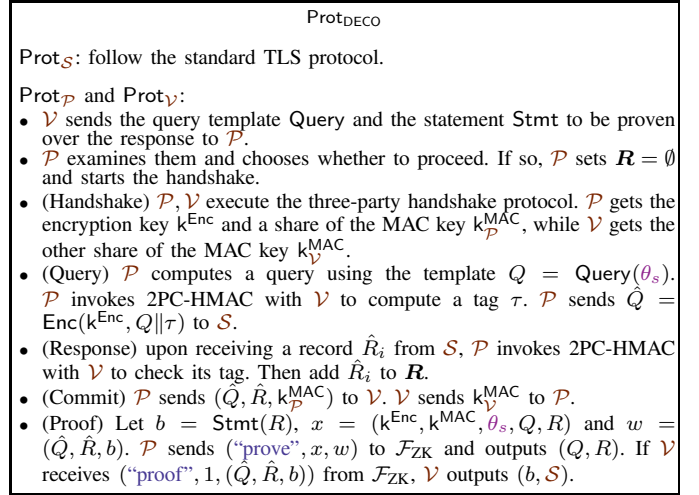


Fig. 4: The DECO protocol

quires additional assumptions about the network and therefore only stands a weaker network adversary.

C. Full protocol

Having specified the three-party handshake and post-handshake protocols, we are ready to present the full DECO protocol, as specified in Fig. 4.

For clarity, we abstract away the details of zero-knowledge proofs in an ideal functionality \mathcal{F}_{ZK} like that in [35]. On receiving ("prove", x, w) from \mathcal{P} , \mathcal{F}_{ZK} sends ("proof", $\pi(x, w), w$) to \mathcal{V} where x, w, π are defined as follows: $x = (k^{\text{Enc}}, k^{\text{MAC}}, \theta_s, Q, \mathbf{R})$ and $w = (\hat{Q}, \hat{R}, b)$. The relationship $\pi(x, w)$ outputs 1 if and only if (1) \hat{Q} (and \hat{R}) is the CBC-HMAC ciphertext of Q (and R) under key $k^{\text{Enc}}, k^{\text{MAC}}$; (2) $\text{Query}(\theta_s) = Q$; and (3) $\text{Stmt}(\mathbf{R}) = b$. Otherwise it outputs 0.

Assuming functionalities for secure 2PC and ZKPs, it can be shown that Prot_{DECO} securely realizes $\mathcal{F}_{\text{Oracle}}$ under sequential composition, as stated in Theorem 1. We provide a simulation-based proof (sketch) in Appendix C.

Theorem 1 (Security of Prot_{DECO}). *Assuming the discrete log problem is hard in the group used in the three-party handshake, and that f (the compression function of SHA-256) is a random oracle, Prot_{DECO} securely realizes $\mathcal{F}_{\text{Oracle}}$ in the $(\mathcal{F}_{2\text{PC}}, \mathcal{F}_{\text{ZK}})$ -hybrid world, under sequential composition, against a static malicious adversary.*

Supporting TLS 1.3. The specification of TLS 1.3 [49] has been recently published. We refer readers to Section II for the differences from TLS 1.2, our main focus here. To support TLS 1.3, the three-party handshake protocol in DECO must be adapted to a new handshake flow and a different PRF circuit. Moreover, since CBC-HMAC is not supported by TLS 1.3, DECO can only be used in GCM mode.

V. PROOF GENERATION

In this section, we focus on optimizations for the proof generation phase of Prot_{DECO}. Section V-A presents *selective opening*, efficient zero-knowledge proofs that a substring R'

appeared in the response R . However, as noted previously, a substring may mean different things depending on where it appears. In Section V-B, we show how to efficiently prove that a substring appears in the right context.

A. Selective opening

Recall that at the end of the DECO protocol, the prover \mathcal{P} commits to the ciphertext \hat{M} of a TLS session and proves to \mathcal{V} that the plaintext M satisfies certain properties. Without loss of generality, we assume \hat{M} and M contain only one TLS record, and henceforth call them the *ciphertext record* and the *plaintext record*. Multi-record sessions can be handled by repeating the protocol for each record.

Proving only the provenance of M is easy: just reveal the encryption keys. But this sacrifices privacy. Alternatively, \mathcal{P} could prove any statement about M using general zero-knowledge techniques. But such proofs are often expensive.

Selective opening—proving that a substring s appears in M without revealing the rest of the plaintext—is a middle ground between these two that provides privacy, yet admits of efficient proofs. We introduce techniques that allow \mathcal{P} to efficiently *reveal* or *redact* substrings in the plaintext. Suppose the plaintext record is composed of chunks $M = (B_1, \dots, B_n)$ (details of chunking are discussed shortly). Selective opening allows \mathcal{P} to prove that the i th chunk of M is B_i , without revealing the rest of M ; we refer to this as *Reveal mode*. It can also prove that M_{-i} is the same as M but with the i th chunk removed, i.e., $M_{-i} = (B_1, \dots, B_{i-1}, B_{i+1}, \dots, B_n)$. We call this *Redact mode*. Both modes are simple, but useful for practical privacy goals.

The granularity of selective opening depends on the cipher suite, which we now discuss.

CBC-HMAC. Recall that for proof generation, \mathcal{P} holds both the encryption and MAC keys k^{Enc} and k^{MAC} , while \mathcal{V} only has the MAC key k^{MAC} . Assuming SHA-256 and 128-bit AES are used, recall that a plaintext record M is first chunked into 64-byte SHA-256 blocks to compute a MAC tag then chunked into 32-byte AES blocks to compute the ciphertext \hat{M} .

a) *Revealing a TLS record:* A naïve way to prove that a ciphertext record \hat{M} encrypts a plaintext record M without revealing k^{Enc} is to prove correct encryption of each AES block in ZKP. Doing so, however, would require up to 515 invocations of AES in ZKP (512 blocks of plaintext and 3 blocks of tag), resulting in impractical performance.

Leveraging the MAC-then-encrypt structure, the same can be done using only 3 invocations of AES in ZKP. The idea is to prove that the last few blocks of \hat{M} encrypt a tag σ and reveal the plaintext directly. Specifically, \mathcal{P} computes $\pi = \text{ZK-PoK}\{k^{\text{Enc}} : B_{513} \| B_{514} \| B_{515} = \text{CBC}(k^{\text{Enc}}, \sigma)\}$ and sends (M, π) to \mathcal{V} . Then \mathcal{V} verifies π and checks the MAC tag over M (note that \mathcal{V} knows the MAC key.) This optimized approach only takes 3 AES invocations in ZKP. The security of this optimization relies on unforgeability of HMAC [12].

b) *Revealing a record with redacted blocks:* Suppose \mathcal{P} would like to redact the i th block, i.e., to prove that $B_{i-} = (B_1, \dots, B_{i-1})$ and $B_{i+} = (B_{i+1}, \dots, B_n)$ form the prefix

and suffix of the plaintext encrypted by \hat{M} . A direct proof strategy is to compute $\text{ZK-PoK}\{k^{\text{Enc}}, B_i : B_{513} \| B_{514} \| B_{515} = \text{CBC}(k^{\text{Enc}}, \sigma) \wedge \sigma = \text{HMAC}(k^{\text{MAC}}, B_{i-} \| B_i \| B_{i+})\}$. In total this would cost 3 AES and 256 SHA-256 hashes in ZKP.

Leveraging the chained structure of HMAC, we can reduce the cost to 3 AES and 1 SHA-256. In a first step, \mathcal{P} proves the last few blocks of \hat{M} encrypt a tag σ . Then, \mathcal{P} computes $\pi = \text{ZK-PoK}\{B_i : f(s_{i-1}, B_i) = s_i\}$ where $f : \{0, 1\}^{512} \rightarrow \{0, 1\}^{256}$ is the compression function of SHA-256 and s_{i-1} is the state after applying f on B_{i-} . \mathcal{P} sends $(\pi, s_{i-1}, s_i, B_{i-}, B_{i+})$ to \mathcal{V} . The verifier then 1) checks s_{i-1} by applying f on B_{i-} ; 2) verifies π ; and 3) verifies that applying f on B_{i+} with s_i as the initial state yields σ . Essentially, the security of this follows from pre-image resistance of f . Moreover, \mathcal{V} doesn't learn the redacted block since f is one-way.

c) *Revealing a block:* In CBC-HMAC, revealing a single block of a TLS record is rather expensive, because the MAC tag is computed over the entire plaintext record. Suppose \mathcal{P} would like to reveal the i th block. \mathcal{P} needs to reveal the state of applying f on B_{i-} , denoted s_{i-1} ; then prove that σ is the final state of applying f on B_{i+} with initial state s_i . \mathcal{V} verifies that $s_i = f(s_{i-1}, B_i)$. Thus, the total cost is 3 AES and $256 - i$ SHA-256 hashes in ZKP.

Unlike CBC-HMAC, revealing a few blocks is very efficient in GCM. We defer details about GCM to Appendix B3.

In summary, CBC-HMAC allows efficient selective revealing at the TLS record-level and redaction at block level in DECO, while GCM allows efficient revealing at block level.

Selective opening can also serve as pre-processing to reduce the input length for a subsequent zero-knowledge proof. For example, in Fig. 3, instead of revealing the account balance, Bob might want to prove that the balance is above \$1000.

B. Two-stage parsing

The example shown earlier in Fig. 3 illustrates how context within a plaintext record could affect the meaning of a substring. In this section we present techniques for proving a substring appears in the context *expected by the verifier*. We refer to this property as *context integrity*. We now define it formally and show how we achieve it in DECO.

For ease of exposition, our description below focus on the revealing mode, i.e., \mathcal{P} reveals a substring of the server's response to \mathcal{V} . We discuss how redaction work in Section V-B3.

1) *Specification of contexts:* We assume the TLS-protected data sent to and from a given server \mathcal{S} has a well-defined context-free grammar \mathcal{G} .

In a slight abuse of notation, we let \mathcal{G} denote both a grammar and the language it specifies. Thus, $R \in \mathcal{G}$ denotes a string R in the language given by \mathcal{G} . We assume that \mathcal{G} is *unambiguous*, i.e., every $R \in \mathcal{G}$ has a unique associated parse-tree T_R . JSON and HTML are examples of two widely used languages that satisfy these requirements, and are our focus here.

In DECO, the prover \mathcal{P} and verifier \mathcal{V} agree on the grammar \mathcal{G} used by the TLS server \mathcal{S} for requests and responses. When \mathcal{P} then presents a substring R_{open} of some response R from

\mathcal{S} , we say that R_{open} has context integrity if R_{open} is produced in a certain way.

Specifically, for a grammar \mathcal{G} , we define context integrity for a substring R_{open} of string R as follows. Let S be a set of paths from the root in a parse-tree defined by \mathcal{G} to internal nodes. Thus $s \in S$, which we call a *permissible path*, is a sequence of non-terminals. Intuitively, \mathcal{V} specifies in S a set of positions in which she might expect to see a valid substring R_{open} in a record R . Each permissible path defines such a position. Let T_R , with root ρ_R , denote the parse-tree in \mathcal{G} for R . We say that a string R_{open} has context-integrity with respect to (R, S) if T_R has a sub-tree $T_{R_{\text{open}}}$ with root $\rho_{T_{R_{\text{open}}}}$ whose leaves *yield* (i.e. concatenate to form) the string R_{open} and there is a path $s \in S$ from ρ_R to $\rho_{T_{R_{\text{open}}}}$.

Formally, we define context integrity in terms of a predicate $\text{CTX}_{\mathcal{G}}$ as follows. At a high level, our definition is reminiscent of the production-induced context in [52].

Definition 2. Given a grammar \mathcal{G} on TLS responses, $R \in \mathcal{G}$, a substring R_{open} of R , a set S of permissible paths, we define a **context function** $\text{CTX}_{\mathcal{G}}$ as a boolean function such that $\text{CTX}_{\mathcal{G}} : (S, R, R_{\text{open}}) \mapsto \text{true}$ iff \exists a sub-tree $T_{R_{\text{open}}}$ of T_R with a path $s \in S$ from ρ_{T_R} to $\rho_{T_{R_{\text{open}}}}$ and $T_{R_{\text{open}}}$ yields R_{open} . R_{open} has **context integrity** with respect to (R, S) if $\text{CTX}_{\mathcal{G}}(S, R, R_{\text{open}}) = \text{true}$.

For instance, consider JSON, containing (roughly) the rules:

Start \rightarrow object	object \rightarrow { pairs }
pair \rightarrow ‘key’ : value	pairs \rightarrow pair pair, pairs
key \rightarrow chars	value \rightarrow chars object

In the JSON string J in Fig. 3, \mathcal{V} was interested in learning the derivation of the pair p_{balance} with key `balance` in the object given by the value of the pair p_{checking} with key `checking` a/c. Each of these non-terminals is the label for a node in the parse-tree T_J . The path from the root `Start` of T_J to p_{checking} requires traversing a sequence of nodes of the form `Start` \rightarrow `object` \rightarrow `pairs*` \rightarrow p_{checking} .

Note that our definition of a context function can be enriched to include additional or auxiliary restrictions aux imposed by \mathcal{V} paths in S , but the above definition suffices for all our applications.

2) *Selective opening with context integrity*: In addition to selective opening, i.e., proving that R_{open} is a substring of the server’s response R , \mathcal{P} proves that $\text{CTX}_{\mathcal{G}}(S, R, R_{\text{open}}) = \text{true}$ for the grammar \mathcal{G} and the set S specified by \mathcal{V} .

Generally, proving $\text{CTX}_{\mathcal{G}}(S, R, R_{\text{open}}) = \text{true}$ without directly revealing R requires expensive zero-knowledge proofs, since computing $\text{CTX}_{\mathcal{G}}$ may require computing T_R for a potentially long string R . However, we observed that under certain assumptions that TLS-protected data generally satisfies, another grammar \mathcal{G}' , context function $\text{CTX}_{\mathcal{G}'}$ and set of paths S' could be defined on strings R' derived by applying some transformation Trans on strings $R \in \mathcal{G}$.

Specifically, we introduce zero-knowledge two-stage parsing for efficiently computing R_{open} and proving $\text{CTX}_{\mathcal{G}}(S, R, R_{\text{open}}) = \text{true}$. Suppose \mathcal{P} and \mathcal{V} agree upon \mathcal{G} , the grammar used by the TLS server, and a transformation

Trans . Let \mathcal{G}' , be the grammar of strings $\text{Trans}(R)$ for $R \in \mathcal{G}$. \mathcal{P} and \mathcal{V} also agree on \mathcal{V} supplied sets S and S' , as well as $\text{cons}_{\mathcal{G}, \mathcal{G}'}$, a constraint checking function which ensures $R' = \text{Trans}(R)$. The two-stage parsing proceeds as follows. In the first stage, \mathcal{P} : (1) computes a substring R_{open} of R by parsing R (such that $\text{CTX}_{\mathcal{G}}(S, R, R_{\text{open}}) = \text{true}$) (2) computes another string $R' = \text{Trans}(R)$. In the second stage, \mathcal{P} proves to \mathcal{V} in zero-knowledge that (1) $\text{cons}_{\mathcal{G}, \mathcal{G}'}(R, R') = \text{true}$ and (2) $\text{CTX}_{\mathcal{G}'}(S', R', R_{\text{open}}) = \text{true}$.

This protocol makes the zero-knowledge computation significantly less expensive by deferring actual parsing to a non-verifiable computation. As we’ll show, the computation of $\text{CTX}_{\mathcal{G}'}(S', R', R_{\text{open}})$ and $\text{cons}_{\mathcal{G}, \mathcal{G}'}(R, R')$ can be much more efficient than that of $\text{CTX}_{\mathcal{G}}(S, R, R_{\text{open}})$.

Trans is application-specific. Below, we describe its construction for revelation and redaction in key-value grammars.

Definition 3. Given a grammar \mathcal{G} , a context function and permissible paths $\text{CTX}_{\mathcal{G}}(S, \cdot, \cdot)$, a transformation Trans , a grammar $\mathcal{G}' = \{R' : R' = \text{Trans}(R), R \in \mathcal{G}\}$ with context function and permissible paths $\text{CTX}_{\mathcal{G}'}(S', \cdot, \cdot)$ and a function $\text{cons}_{\mathcal{G}, \mathcal{G}'}$, we say $(\text{cons}_{\mathcal{G}, \mathcal{G}'}, S')$ are correct w.r.t. S , if for all (R, R', R_{open}) such that $R \in \mathcal{G}$, booleans b the following rule holds:

$$\frac{\langle \text{cons}_{\mathcal{G}, \mathcal{G}'}(R, R') \rangle \Rightarrow \text{true} \quad \langle \text{CTX}_{\mathcal{G}'}(S', R', R_{\text{open}}) \rangle \Rightarrow \text{b}}{\langle \text{CTX}_{\mathcal{G}}(S, R, R_{\text{open}}) \rangle \Rightarrow \text{b}}$$

Here, the notation $\langle f, \sigma \rangle$ denotes a function f on input σ , while $\frac{p}{c}$ is standard operational semantics notation denoting that if the premise p is true, then the conclusion c is true.

3) *DECO focus: Key-value grammars*: A broad class of data formats, such as JSON, have a notion of key-value pairs. Thus, they are our focus in the current version of DECO.

A key-value grammar \mathcal{G} produces key-value pairs according to the rule, “pair \rightarrow start key middle value end”, where start, middle and end are delimiters. For such grammars, an array of optimizations can greatly reduce the complexity for proving context, as we now show. We support the two modes we discussed above: revelation (of globally unique keys) and redaction. For all parsing here, we use recursive descent [33]. See Appendix E1 for a formal description and further discussion of globally unique keys.

a) *Revelation for a globally unique key*: For a key-value grammar \mathcal{G} , if the context represents a key-value pair with a globally unique key K , the selectively opened string R_{open} simply needs to be a substring of R and correctly be parsed as a pair. Globally unique keys arise in Section VI-A when selectively opening the response for a `price`. Specifically, Trans can just output a substring R' of R containing the desired key, i.e., a substring of the form “start K middle value end” and \mathcal{P} can output $R_{\text{open}} = R'$. \mathcal{G}' can be defined by the rule $S_{\mathcal{G}'} \rightarrow \text{pair}$ where $S_{\mathcal{G}'}$ is the start symbol in the production rules for \mathcal{G}' . Then (1) $\text{cons}_{\mathcal{G}, \mathcal{G}'}(R, R')$ checks that R' is a substring of R and (2) for $S' = \{S_{\mathcal{G}'}\}$, $\text{CTX}_{\mathcal{G}'}(S', R', R_{\text{open}})$ checks that (a) $R' \in \mathcal{G}'$ and (b) $R_{\text{open}} = R'$.

b) *Redaction in key-value grammars*: Thus far, our description of two-stage parsing assumes the `Reveal` mode in

which \mathcal{P} reveals a substring R_{open} of R to \mathcal{V} and proves that R_{open} has context integrity with respect to the set of permissible paths specified by \mathcal{V} .

In the Redact mode, \mathcal{P} instead proves the context integrity of the redacted string as follows. First, with techniques from Section V-A, \mathcal{P} can prove that R' is the same as R but with a substring (denoted R_{redact}) removed, namely, suppose $R = R_- \| R_{\text{redact}} \| R_+$, then $R' = R_- \| R_+$. Then, \mathcal{P} proves that R_{redact} has context integrity with respect to the permissible paths specified by \mathcal{V} similarly as in the Reveal case.

The optimizations for the Reveal mode therefore applies to the Redact mode too. For the key-value grammars we encountered in the applications, proving the context integrity for redaction can be done very efficiently. In our applications in Section VI, we need to redact secret parameters in HTTP GET requests as well as certain fields of an HTML page. We do in-place redaction using a dummy character D . HTTP GET requests and HTML have a special restriction: the demarcation between a key and a value (i.e., middle) and the start of a key-value pair (i.e., start) are never substrings of a key or a value. So we have $\text{cons}_{G, G'}(R, R')$ check that: (1) $|R| = |R'|$; and (2) $\forall i \in |R'|$, either $R'[i] = D \wedge R[i] \notin \{\text{middle, start}\}$ or $R[i] = R'[i]$. Checking $\text{CTX}_{G'}$ is then unnecessary.

Note that this method leaks the lengths of the redacted strings. One way to prevent this is to truncate all the of dummy strings to length 1 prior to returning an output.

VI. APPLICATIONS

DECO can be used for any oracle-based application. To showcase its versatility, we have implemented and report on three applications that leverage its various capabilities: 1) a confidential financial instrument realized by smart contracts; 2) converting legacy credentials to anonymous credentials; and 3) privacy-preserving price discrimination reporting. For each application, we provide a description followed by implementation details. Due to lack of space, we only present concrete implementation details for the first application, and refer readers to Appendix D for others. Evaluation results for the three applications are presented in Section VII-B.

A. Confidential financial instruments

Financial derivatives are among the most commonly cited smart contract applications [24], [46], and exemplify the need for authenticated data (e.g., stock prices) from an oracle. For example, one popular financial instrument that is easy to implement in a smart contract is a *binary option* [5]. This is a contract between two parties betting on whether, at a designated future time, e.g., the close of day D , the price P^* of some asset N will equal or exceed a predetermined target price P , i.e., $P^* \geq P$. A smart contract implementing this binary option can call an oracle \mathcal{O} to determine the outcome.

In principle, \mathcal{O} itself can conceal the underlying asset N and target price P for a binary option on chain. It simply accepts the option details off chain, and reports only a bit specifying the outcome $\text{Stmt} := P^* \geq P$. This approach is introduced in [38], where it is referred to as a *Mixicle*.

A limitation of a basic Mixicle construction is that \mathcal{O} itself learns the details of the financial instrument. Prior to DECO, only oracle services that use trusted execution environments (e.g., [62]) could conceal queries from \mathcal{O} . We now show how DECO can do the same.

The idea is that the option winner plays the role of \mathcal{P} , and obtains a signed result of Stmt from the \mathcal{O} , which plays the role of \mathcal{V} . DECO thus supports execution of the binary option *without \mathcal{O} learning the details of the financial instrument*, i.e., N or P .² We now describe the protocol and its implementation.

a) *Protocol*: Let \mathcal{SC} denote the smart contract with identifier $\text{ID}_{\mathcal{SC}}$. To recap, let \mathcal{O} denote the oracle and $\{\text{sk}_{\mathcal{O}}, \text{pk}_{\mathcal{O}}\}$ its key pair. In our scheme, a binary option is defined by the asset name N , threshold price P , and settlement date D . We denote the commitment of a message M by $\mathcal{C}_M = \text{com}(M, r_M)$ with witness r_M . Fig. 5 shows the steps involved in a confidential binary option. They are:

1) *Setup*: Two parties—Alice and Bob—agree on the binary option $\{N, P, D\}$ and create a smart contract \mathcal{SC} . The contract contains the public key of the oracle $\text{pk}_{\mathcal{O}}$, addresses of the parties, and commitments to the option $\{\mathcal{C}_N, \mathcal{C}_P, \mathcal{C}_D\}$. The witnesses to these commitments are shared by Alice and Bob. They also agree on public parameters θ_p (e.g., the URL to retrieve asset prices).

2) *Settlement*: Suppose Alice wins the binary option bet. To claim the payout, she uses DECO to generate a ZK proof that the current asset price retrieved matches her position, i.e., is above (or below) the target P . Alice and \mathcal{O} execute the DECO protocol (with \mathcal{O} acting as the verifier) to retrieve the asset price from θ_p (the target URL). We assume the response contains (N^*, P^*, D^*) . In addition to the ZK proof in DECO to prove origin θ_p , Alice proves the following statement:

$$\text{ZK-PoK}\{r, N, P, D, N^*, P^*, D^* : (N = N^*) \wedge (P \leq P^*) \wedge (D = D^*) \\ \wedge \mathcal{C}_N = \text{com}(N, r) \wedge \mathcal{C}_P = \text{com}(P, r) \wedge \mathcal{C}_D = \text{com}(D, r).\}$$

Upon successful proof verification, the oracle returns a signed statement with the contract ID— $\text{Sig}(\text{sk}_{\mathcal{O}}, \text{ID}_{\mathcal{SC}})$.

3) *Payout*: Alice provides the signed statement Stmt to the smart contract, which verifies the signature and Stmt and pays the winning party.

We need to assume here that \mathcal{O} is honest to achieve correctness, and can use the standard technique of decentralizing \mathcal{O} , as in [29], to help ensure correctness.

b) *Implementation details*: Fig. 5 shows the request and response of a stock price API containing the relevant details: stock name, stock price, and the date.

The winner of the two parties now executes the second step, i.e., proves that the current stock price is above (or below) the option price using DECO. We use the CBC-HMAC ciphersuite to conduct the TLS session and employ a redaction strategy to keep option details confidential. To extract the stock price, we use a two-stage parsing scheme, where the prover parses

²The predicate direction $\geq?$ or $\leq?$ can be randomized. Concealing winner and loser identities and payment amounts is discussed in [38].

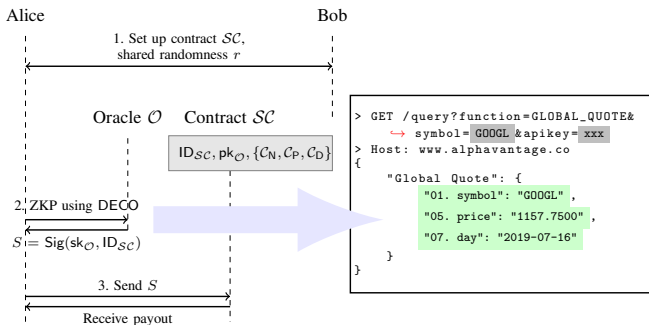


Fig. 5: Two parties Alice and Bob execute a binary option. Alice uses DECO to access a stock price API and convince \mathcal{O} she has won. Text in gray is to be redacted, while text in green is extracted and parsed (via our two-stage parsing scheme).

the JSON outside the circuit, and only parses relevant key-value pairs in the circuit. For example, to prove a statement about the stock price, prover inputs the corresponding key-value pair "05. price": "1157.7500" to the circuit, where the number is parsed and compared with the option price (similarly for stock name and date). This optimization is secure under reasonable assumptions, namely, that the keys are unique and that the key "05. price" is followed by the price, making the grammar of this response a *key-value grammar with unique keys*, as discussed in Section V-B.

The oracle (verifier) also needs to verify access to the correct API endpoint. Note that in Fig. 5, the parameter function is used to set the API endpoint. So the prover reveals the GET request after redacting values corresponding to sensitive params—symbol (stock name) and apiKey. To ensure that extra text is not redacted, \mathcal{P} needs to prove that the delimiter "&" and separator "=" do not appear in the redacted text. The security of in-place redaction is argued in Section V-B. Total costs incurred include redacting 7 SHA-2 blocks, computing commitments, and string processing.

B. Legacy credentials to anonymous credentials: Age proof

User credentials are often inaccessible outside a service provider's environment. Some providers offer third-party API access via OAuth tokens, but such tokens reveal user identifiers. DECO allows users holding credentials in existing systems (what we call *legacy credentials*) to prove statements about them to third parties (verifiers) *anonymously*. Thus, DECO is the first system that allows users to convert *any web-based legacy credential into an anonymous credential* without server-side support [50] or trusted hardware [62].

We showcase an example where a student proves her/his age is over 18 using credentials (demographic details) stored on a XXX Univ. [redacted for anonymity] website. A student can provide this proof of age to any third party, such as a state issuing a driver's license or a hospital seeking consent for a medical test. We implement this example using the AES-GCM cipher suite, extracting age via two-stage parsing (See Fig. 10) with optimizations based on unique keys as in Section V-B.

TABLE I: Run time of 2PC protocols.

	LAN		WAN	
	Online	Offline	Online	Offline
3P-Handshake	1.40s	1.64s	5.70s	9.84s
2PC-HMAC (per record)	0.15s	0.12s	4.95s	4.58s
2PC-GCM (per record, 4KB)	0.31s	2.84s	19.70s	22.30s
2PC-GCM (per record, 8KB)	0.52s	5.63s	37.50s	32.80s
2PC-GCM (per record, 16KB)	0.95s	11.70s	73.80s	50.35s

C. Price discrimination

Price discrimination refers to selling the same product or service at different prices to different buyers, in order to maximize profits. The widespread erosion of privacy due to ubiquitous tracking and easily collected customer data enables online shopping and booking websites to employ sophisticated price discrimination [56]. For example, some retailers charge higher or lower based on customer's zip code [36]. Price discrimination can lead to economic efficiency [45], and is thus widely permissible under existing laws.

In the U.S., however, the FTC forbids price discrimination if it results in competitive injury [30], while new privacy-focused laws in Europe, such as the GDPR, are bringing renewed focus to the legality of the practice [15]. Consumers in any case generally dislike being subjected to price discrimination. Currently, however, there is no trustworthy way for users to report online price discrimination.

DECO allows a buyer to make a verifiable claim about perceived price discrimination by proving the advertised price of a good is higher than a threshold. While doing so, DECO allows users to redact sensitive information such as their name and addresses. We implement this example using the CBC-HMAC cipher suite for the TLS session and redact 12 SHA-2 blocks containing user name and address (See Fig. 11).

VII. IMPLEMENTATION AND EVALUATIONS

In this section, we discuss implementation details and evaluation results for DECO and our three applications.

A. DECO protocols

We implemented the three-party handshake (3P-HS) and post-handshake protocols (2PC-HMAC and 2PC-GCM) in about 4700 lines of C++ code. Beginning with the SHA-256 circuit of [22], we built a hand-optimized TLS-PRF circuit with total AND complexity of 779,213. We also used variants of the AES circuit from [7]. Our implementation uses the Unbound library [55] for the Paillier cryptosystem and the EMP toolkit [58] and the maliciously secure 2PC protocol of [59] for MPC.

We integrated the 3P-HS and 2PC-HMAC protocols with mbedTLS [9], a widely used TLS implementation, to build an end-to-end system. 2PC-GCM can be integrated to TLS similarly as 2PC-HMAC with more engineering effort. We evaluated the performance of 2PC-GCM separately. The performance impact of integration should be negligible.

Evaluation. We evaluated the performance of the three-party handshake and post-handshake interaction protocols in both the LAN and WAN settings. Both the prover and verifier run

on a c5.2xlarge AWS node with 8 vCPU cores and 16GB of RAM. We located the two nodes in the same availability zone for the LAN setting, but in two distinct data centers (specifically, in Ohio and Oregon) in the WAN setting.

Table I summarizes runtime of DECO protocols during a TLS session. The MPC protocol we used relies on offline preprocessing to improve performance. We measured both the runtime of the offline (i.e., input independent) phase as well as the online (i.e., input dependent) phase. Since the offline phase is input- and target-dependent, it can be done prior to the TLS session. Only the online phase is on the critical path.

As shown by the evaluation, the DECO protocols are very efficient in the LAN setting. It takes 1.40 seconds to finish the three-party handshake, and less than a second to verify or create tags in post-handshake interaction. 2PC-HMAC is efficient as it only involves one SHA-256 evaluation in 2PC, regardless of record size. Thus a larger record size is more efficient when using CBC-HMAC. 2PC-GCM is generally more expensive because it involves not only tag verification but also 2PC-AES for every block in a record. Nonetheless, in the LAN setting the performance is reasonably efficient with preprocessing. In the WAN setting, the runtime is dominated by the network latency because MPC involves many rounds of communication. The proxy-based alternative protocol (Section IV-B3) can completely avoid 2PC-AES.

B. Proof generation

In the proof generation phase of DECO, the prover proves statements about session data using a zero-knowledge succinct non-interactive argument (zkSNARK). We have devised efficiently provable statement templates, but users of DECO need to adapt them to their specific applications. SNARK compilers enable such adaptation in a high-level language, concealing low-level details from developers. We used xjsnark [39] and its Java-like high-level language to build statement templates and libsnark [2] compatible circuits. We chose a standard proof system [13] implemented by libsnark.

Our rationale in choosing libsnark (as opposed to MPC-in-head [37] or other protocols) is its relatively mature tooling support. The proofs generated by libsnark are constant-size and thus very efficient to verify, the downside being the per-circuit trusted setup. With more effort, DECO can be adapted to use, e.g., bulletproofs [19], which requires no trusted setup but has large proof sizes and verification time.

Evaluation. We measure four performance metrics for each of the three examples—prover time, verifier time, proof size, and the number of arithmetic constraints in the circuit.

Table II summarizes proof costs. Through the use of efficient statement templates, DECO achieves very practical performance. The prover time to generate the proofs is consistently below 10s for all three applications. Since libsnark optimizes for low verification overhead, the verifier time is almost negligible. The number of constraints (and the proving time) is highest for the binary option application due to the extra string parsing routines. We typically use multiple proofs in each application. Since each libsnark ZK proof has constant

TABLE II: Costs of generating and verifying ZKPs in proof-generation phase of for applications in Section VI.

	Binary Option	Anon. cred.: Age Proof	Price Discrimi- nation
prover time	9.917s	3.677s	8.249s
verifier time	0.011s	0.007s	0.012s
proof size	0.860KB	0.574KB	0.860KB
# constraints	511k	164k	405k

size 0.287KB, the proof sizes shown are constant multiples of 0.287KB. As discussed in Section V, we achieve efficient performance by coupling Reveal mode with GCM (application 2) and Redact mode with CBC-HMAC (applications 1 and 3).

VIII. RELATED WORK

Application-layer data-provenance solutions. Signing content at the application layer is a way to prove data provenance. For example, [23], [61] aim to retrofit signing capabilities into HTTP. Application-layer solutions, however, suffer from poor modularity and reusability, as they are application-specific. They also require application-layer key management, violating the principle of layer separation in that cryptographic keys are no longer confined to the TLS layer.

Cinderella [25] uses verifiable computation to convert X.509 certificates into other credential types. Its main drawback is that few users possess X.509 certificates.

Server-facilitated TLS-layer solutions. Several TLS-layer data-provenance proofs [34], [16], [50] that require server-side modifications have been proposed. TLS-N [50] is an extension to TLS 1.3 that essentially enables a server to sign the session using the existing PKI. TLS-N also supports chunk-level redacting for privacy protection. We refer readers to [50] and references therein for a survey of TLS-layer solutions.

Server-facilitated solutions suffer from high adoption cost, as they involve modification to security-critical server code. Moreover, they only benefit users when server administrators are able to and choose to cooperate. In contrast, DECO is a user-side protocol that requires no server-side cooperation or modifications. It is compatible with legacy protocols and readily available today, granting users full freedom and flexibility.

Smart contract oracles. Oracles relay authenticated data from, e.g., websites, to smart contracts [20], [29], [62]. TL-SNotary [3], an option in the Provable oracle service [6], allows a third party auditor to attest to a TLS connection between a server and a client. Its techniques are specific to outmoded TLS versions (1.1 or lower), however, with deprecated hash functions and non-forward-secure RSA key exchange. Town Crier [62] is an oracle service that uses trusted execution environments (TEEs) (e.g., Intel SGX) to provide publicly verifiable evidence of a TLS session and do privacy-preserving computation on session data. While flexible and efficient, it relies on TEEs, which some users may reject given recently reported vulnerabilities, e.g., [18].

DECO is free from the above limitations. It is compatible with current TLS versions, doesn't require server-side modifications, and doesn't use trusted hardware.

Selective opening with context integrity. Selective opening, i.e., revealing part of a message to a third party while allowing verification of its integrity, has been studied previously. For example, sanitizable signatures [10], [17], [54], [42] allow a signed document to be selectively revealed. TLS-N [50] allows “chunk-level” redacting of TLS records. These works, however, consider a weaker adversarial model than DECO. They fail to address context integrity, which is critical to applications we consider. DECO enforces proofs of context integrity in the rigorous sense of Section V-B, using a novel two-stage parsing scheme that achieves efficiency by greatly reducing the length of the input to the zero-knowledge proof.

IX. CONCLUSION

We have introduced DECO, a decentralized oracle scheme for modern TLS versions that requires no trusted hardware or server-side modifications. DECO allows a prover to generate unforgeable commitments to TLS sessions and efficiently prove statements about session content. We also identified context-integrity attacks that are universal to privacy-preserving oracles and provided efficient mitigation in a novel two-stage parsing scheme. We formalized the notion of decentralized oracles in an ideal functionality, providing the first such rigorous security definition. We proved DECO’s security in simulation-based proofs. DECO can liberate data from centralized web-service silos, making it accessible to a rich spectrum of applications. To demonstrate DECO’s practicality, we implemented DECO and three example applications of it.

REFERENCES

- [1] Age checker. <https://agechecker.net>.
- [2] libsark. <https://github.com/scipr-lab/libsark>.
- [3] TLSNotary. <https://tlsnotary.org/>.
- [4] Art. 20, GDPR, Right to data portability, 2014. <https://gdpr-info.eu/art-20-gdpr/>.
- [5] Binary option, Jul 2019. https://en.wikipedia.org/wiki/Binary_option.
- [6] Provable blockchain oracle. <http://provable.xyz>, 2019.
- [7] (Bristol Format) circuits of basic functions suitable for MPC, Aug 2019. <https://homes.esat.kuleuven.be/~nsmart/MPC/old-circuits.html>.
- [8] John Adler, Ryan Berryhill, Andreas G. Veneris, Zissis Poulos, Neil Veira, and Anastasia Kastania. Astra: A decentralized blockchain oracle. In *IEEE iThings/GreenCom/CPSCoM/SmartData*, 2018.
- [9] ARM. ArmMbed/mbedtls. <https://github.com/ARMmbed/mbedtls>, 2019.
- [10] Giuseppe Ateniese, Daniel H Chou, Breno De Medeiros, and Gene Tsudik. Sanitizable signatures. In *ESORICS*, 2005.
- [11] Judit Bar-Ilan and Donald Beaver. Non-cryptographic fault-tolerant computing in constant number of rounds of interaction. In *ACM PODC*, 1989.
- [12] Mihir Bellare, Ran Canetti, and Hugo Krawczyk. Keying hash functions for message authentication. In *CRYPTO*, 1996.
- [13] Eli Ben-Sasson, Alessandro Chiesa, Eran Tromer, and Madars Virza. Succinct non-interactive zero knowledge for a von neumann architecture. In *USENIX Security*, 2014.
- [14] S. Blake-Wilson, N. Bolyard, V. Gupta, C. Hawk, and B. Moeller. Elliptic curve cryptography (ECC) cipher suites for transport layer security (TLS). RFC 4492, May 2006.
- [15] Frederik Zuiderveen Borgesius and Joost Poort. Online price discrimination and eu data privacy law. *Journal of consumer policy*, 2017.
- [16] Mark Brown and Russ Housley. Transport layer security (TLS) evidence extensions, 2007. <https://tools.ietf.org/html/draft-housley-evidence-extns-01>.
- [17] Christina Brzuska, Marc Fischlin, Tobias Freudenreich, Anja Lehmann, Marcus Page, Jakob Schelbert, Dominique Schröder, and Florian Volk. Security of sanitizable signatures revisited. In *PKC*. Springer, 2009.
- [18] Jo Van Bulck, Marina Minkin, Ofir Weisse, Daniel Genkin, Baris Kasikci, Frank Piessens, Mark Silberstein, Thomas F. Wenisch, Yuval Yarom, and Raoul Strackx. Foreshadow: Extracting the keys to the intel SGX kingdom with transient out-of-order execution. In *USENIX Security*, 2018.
- [19] Benedikt Bünz, Jonathan Bootle, Dan Boneh, Andrew Poelstra, Pieter Wuille, and Gregory Maxwell. Bulletproofs: Short proofs for confidential transactions and more. In *IEEE S&P*, 2018.
- [20] Vitalik Buterin et al. A next-generation smart contract and decentralized application platform. *white paper*, 3:37, 2014.
- [21] Jan Camenisch and Markus Stadler. Efficient group signature schemes for large groups. In *Annual International Cryptology Conference*, 1997.
- [22] Matteo Campanelli, Rosario Gennaro, Steven Goldfeder, and Luca Nizzardo. Zero-knowledge contingent payments revisited: Attacks and payments for services. In *ACM CCS*, 2017.
- [23] Mark Cave and Manu Sporny. Signing HTTP messages. Internet-Draft draft-cavage-http-signatures-11, April 2019.
- [24] CFTC. A primer on smart contracts. https://www.cftc.gov/sites/default/files/2018-11/LabCFTC_PrimerSmartContracts1127112018.pdf, Nov 2018.
- [25] Antoine Delignat-Lavaud, Cédric Fournet, Markulf Kohlweiss, and Bryan Parno. Cinderella: Turning shabby x.509 certificates into elegant anonymous credentials with the magic of verifiable computation. In *IEEE S&P*, 2016.
- [26] Daniel Demmler, Ghada Dessouky, Farinaz Koushanfar, Ahmad-Reza Sadeghi, Thomas Schneider, and Shaza Zeitouni. Automated synthesis of optimized circuits for secure computation. In *ACM CCS*, 2015.
- [27] T. Dierks and E. Rescorla. The transport layer security (TLS) protocol version 1.2. RFC 5246, August 2008.
- [28] Morris J Dworkin. SP 800-38d. recommendation for block cipher modes of operation: Galois/counter mode (GCM) and GMAC. 2007.
- [29] Steve Ellis, Ari Juels, and Sergey Nazarov. Chainlink: A decentralized oracle network. <https://link.smartcontract.com/whitepaper>, 4 Sept. 2017.
- [30] Federal Trade Commission (FTC). Price discrimination: Robinson-patman violations. <https://www.ftc.gov/tips-advice/competition-guidance/guide-antitrust-laws/price-discrimination>, 2017.
- [31] Rosario Gennaro and Steven Goldfeder. Fast multiparty threshold ecDSA with fast trustless setup. In *ACM CCS*, 2018.
- [32] Paul Grubbs, Jiahui Lu, and Thomas Ristenpart. Message franking via committing authenticated encryption. In *CRYPTO*, 2017.
- [33] Dick Grune. *Parsing Techniques: A Practical Guide*. Springer, 2nd edition, 2010.
- [34] Ibrahim Hajjeh and Mohamad Badra. TLS sign, 2017. <https://tools.ietf.org/html/draft-hajjeh-tls-sign-04>.
- [35] Carmit Hazay and Yehuda Lindell. A note on zero-knowledge proofs of knowledge and the zkpk ideal functionality. Cryptology ePrint Archive, Report 2010/552, 2010. <https://eprint.iacr.org/2010/552>.
- [36] Neil Howe. A special price just for you. *Forbes*, Nov 2017. <https://www.forbes.com/sites/neilhowe/2017/11/17/a-special-price-just-for-you/>.
- [37] Yuval Ishai, Eyal Kushilevitz, Rafail Ostrovsky, and Amit Sahai. Zero-knowledge from secure multiparty computation. In *ACM STOC*, 2007.
- [38] Ari Juels, Lorenz Breidenbach, Alex Coventry, Sergey Nazarov, and Steve Ellis. Mixicles: Private decentralized finance made simple, 2019. Chainlink whitepaper.
- [39] Ahmed E. Kosba, Charalampos Papamanthou, and Elaine Shi. xjsnark: A framework for efficient verifiable computation. In *IEEE S&P*, 2018.
- [40] Yehuda Lindell. Secure multiparty computation for privacy preserving data mining. In *Encyclopedia of Data Warehousing and Mining*. IGI Global, 2005.
- [41] Sinisa Matetic, Moritz Schneider, Andrew Miller, Ari Juels, and Srdjan Capkun. Delegatee: Brokered delegation using trusted execution environments. In *USENIX Security*, 2018.
- [42] Kunihiko Miyazaki, Mitsuru Iwamura, Tsutomu Matsumoto, Ryōichi Sasaki, Hiroshi Yoshiura, Satoru Tezuka, and Hideki Imai. Digitally signed document sanitizing scheme with disclosure condition control. *IEICE*.
- [43] Helen Nissenbaum. *Privacy in context: Technology, policy, and the integrity of social life*. Stanford University Press, 2009.
- [44] Goldreich Oded. *Foundations of Cryptography: Volume 2, Basic Applications*. Cambridge University Press, 1st edition, 2009.
- [45] Andrew Odlyzko. Privacy, economics, and price discrimination on the internet. In *5th international conference on Electronic commerce*, 2003.

- [46] @OpenLawOfficial. The future of derivatives: An end-to-end, legally enforceable option contract powered by ethereum, Dec 2018.
- [47] Pascal Paillier. Public-key cryptosystems based on composite degree residuosity classes. In *EUROCRYPT*, 1999.
- [48] Jack Peterson and Joseph Krug. Augur: a decentralized, open-source platform for prediction markets. *arXiv:1501.01042*, 2015.
- [49] E. Rescorla. The transport layer security (TLS) protocol version 1.3. RFC 8446, August 2018.
- [50] Hubert Ritzdorf, Karl Wüst, Arthur Gervais, Guillaume Felley, and Srdjan Čapkun. TLS-N: Non-repudiation over TLS enabln ubiquitous content signing. In *NDSS*, 2018.
- [51] J. Salowey, A. Choudhury, and D. McGrew. AES Galois counter mode (GCM) cipher suites for TLS. RFC 5288, 2008.
- [52] Prateek Saxena, David Molnar, and Benjamin Livshits. SCRIPTGARD: automatic context-sensitive sanitization for large-scale legacy web applications. In *ACM Conference on Computer and Communications Security*, pages 601–614. ACM, 2011.
- [53] Theodor Scholte, Davide Balzarotti, and Engin Kirda. Quo vadis? A study of the evolution of input validation vulnerabilities in web applications. In *Financial Cryptography*, 2011.
- [54] Ron Steinfield, Laurence Bull, and Yuliang Zheng. Content extraction signatures. In *International Conference on Information Security and Cryptology*, 2001.
- [55] Unbound Tech. blockchain-crypto-mpc. <https://github.com/unbound-tech/blockchain-crypto-mpc>, 2019.
- [56] Jerry Useem. How online shopping makes suckers of us all. *The Atlantic*, Jul 2017. <https://www.theatlantic.com/magazine/archive/2017/05/how-online-shopping-makes-suckers-of-us-all/521448/>.
- [57] L. Wang, G. Asharov, R. Pass, T. Ristenpart, and A. Shelat. Blind certificate authorities. In *IEEE S&P*, 2019.
- [58] Xiao Wang, Alex J. Malozemoff, and Jonathan Katz. EMP-toolkit: Efficient MultiParty computation toolkit. <https://github.com/emp-toolkit>, 2016.
- [59] Xiao Wang, Samuel Ranellucci, and Jonathan Katz. Authenticated garbling and efficient maliciously secure two-party computation. In *ACM CCS*, 2017.
- [60] Andrew Chi-Chih Yao. Protocols for secure computations. In *FOCS*, 1982.
- [61] Jeffrey Yasskin. Signed HTTP exchanges. Internet-Draft draft-yasskin-http-origin-signed-responses-05, 2019.
- [62] Fan Zhang, Ethan Cecchetti, Kyle Croman, Ari Juels, and Elaine Shi. Town Crier: An authenticated data feed for smart contracts. In *ACM CCS*, 2016.

APPENDIX

A. Formal specifications of protocols

1) *Three-party handshake*: We gave a self-contained informal description of the three-party handshake protocol in Section IV-A. The formal specification is given in Fig. 6 along with its building block ECtF in Fig. 7.

2) *2PC-HMAC protocol*: The post-handshake protocols for CBC-HMAC described in Section IV-B is specified in Fig. 8.

B. Protocols details for GCM

1) *Preliminaries*: GCM is an authenticated encryption with additional data (AEAD) cipher. To encrypt, the GCM cipher takes as inputs a tuple (k, IV, M, \mathbf{A}) : a secret key, an initial vector, a plaintext of multiple AES blocks, and additional data to be included in the integrity protection; it outputs a ciphertext C and a tag T . Decryption reverses the process. The decryption cipher takes as input $(k, IV, C, \mathbf{A}, T)$ and first checks the integrity of the ciphertext by comparing a recomputed tag with T , then outputs the plaintext.

The ciphertext is computed in the counter mode: $C_i = \text{AES}(k, \text{inc}^i(IV)) \oplus M_i$ where inc^i denotes incrementing IV for i times (the exact format of inc is immaterial.)

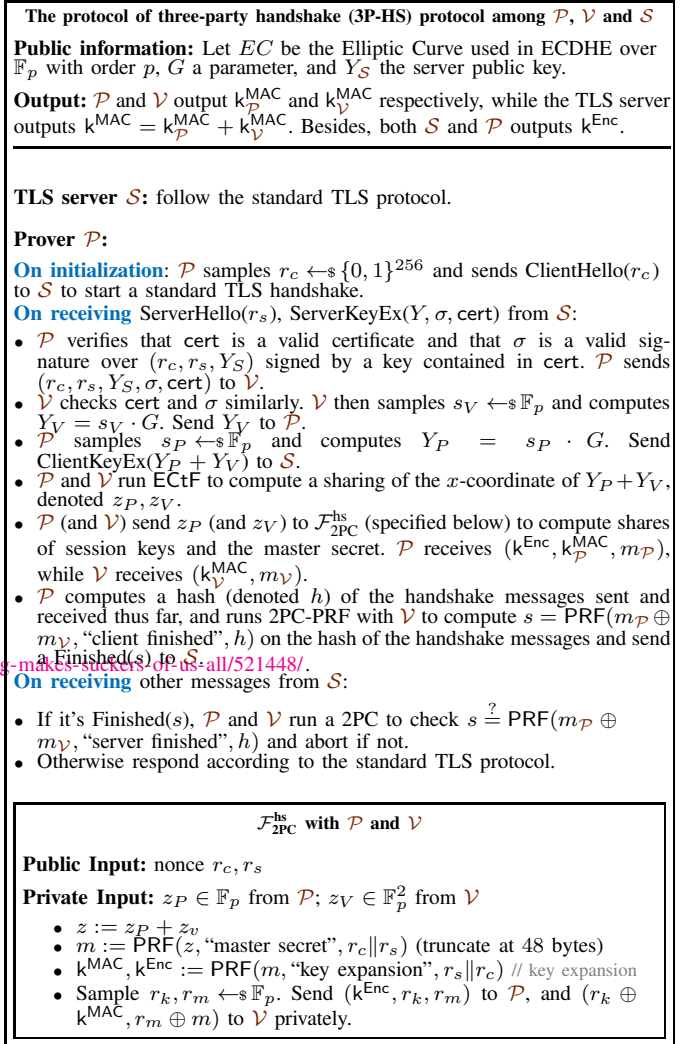


Fig. 6: The protocol of three-party handshake.

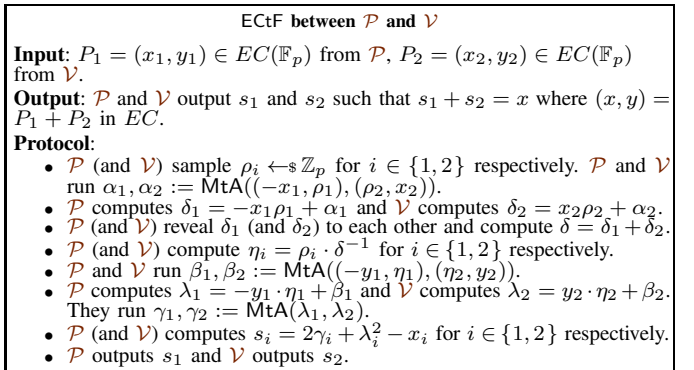


Fig. 7: (ECtF) A protocol for converting shares of EC points in $EC(\mathbb{F})$ to shares of coordinates in \mathbb{F} .

The tag $\text{Tag}(k, IV, C, \mathbf{A})$ is computed as follows. Given a vector $\mathbf{X} \in \mathbb{F}_{2^{128}}^m$, the associated GHASH polynomial $P_{\mathbf{X}} : \mathbb{F}_{2^{128}} \rightarrow \mathbb{F}_{2^{128}}$ is defined as $P_{\mathbf{X}}(h) = \sum_{i=1}^m X_i \cdot h^{m-i+1}$ with addition and multiplication done in $\mathbb{F}_{2^{128}}$. Without loss of generality, suppose \mathbf{A} and \mathbf{C} are properly padded. Let $\ell_{\mathbf{A}}$

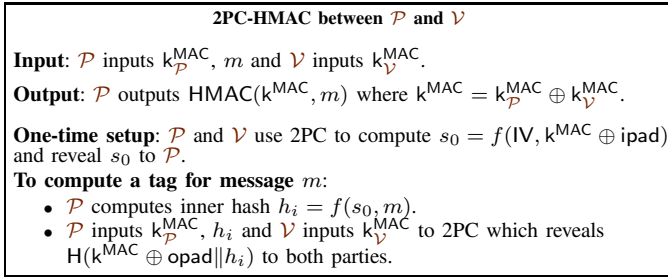


Fig. 8: The 2PC-HMAC protocol. f denotes the compression function of the hash function H and IV denotes the initial value.

and ℓ_C denote their length. A GCM tag is

$$\text{Tag}(k, IV, C, A) := \text{AES}(k, IV) \oplus P_{A || C || \ell_A || \ell_C}(h) \quad (1)$$

where $h = \text{AES}(k, 0)$.

When GCM is used in TLS, each plaintext record D is encrypted as follows. A unique nonce n is chosen and the additional data κ is computed as a concatenation of the sequence number, version, and length of D . GCM encryption is invoked to generate the payload record as $M = n || \text{GCM}(k, n, D, \kappa)$. We refer readers to [28] for a complete specification.

2) *Post-handshake protocols:* In the GCM mode, a single key (shared between \mathcal{P} and \mathcal{V}) is used for both encryption and MACing. Thus when receiving records, the two parties need to compute decryption as well as MAC tags in 2PC.

The 2PC protocols for verifying tags and decrypting records are specified in Fig. 9.

a) *Tag verification:* To verify tags on incoming records, Eq. (1) needs to be computed in 2PC for each incoming record. However, 2PC protocols are usually optimized for a single type of circuit, while Eq. (1) involves both arithmetic computation (e.g., polynomial evaluation in $\mathbb{F}_{2^{128}}$) as well as binary computation (e.g., AES). Performing multiplication in a large field in expensive in a binary circuit is expensive, while computing AES (defined in $\text{GF}(2^8)$) in $\mathbb{F}_{2^{128}}$ incurs high overhead. Even if the computation could somehow separated into two circuits, evaluating the polynomial alone—which takes approximately 1,000 multiplications in $\mathbb{F}_{2^{128}}$ for each record—would be unduly expensive.

Our protocol removes the need for polynomial evaluation. The actual 2PC protocol involves only binary operations and thus can be done in a single circuit. Moreover, the per-record computation is reduced to only one invocation of 2PC-AES.

The trick is to compute shares of $\{h^i\}$ (in a 2PC protocol) in a preprocessing phase at the beginning of a session. The overhead of preprocessing is amortized over the session because the same h used for all records that follow. With shares of $\{h^i\}$, \mathcal{P} and \mathcal{V} can compute shares of a polynomial evaluation $P_{A || C || \ell_A || \ell_C}(h)$ locally. They also compute $\text{AES}(k, IV)$ in 2PC to get a share of $\text{Tag}(k, IV, C, A)$. In total, only one invocation of 2PC-AES is needed to check the tag for each record.

It is critical that \mathcal{V} never responds to the same IV more than once; otherwise \mathcal{P} would learn h . Specifically, in each response, \mathcal{V} reveals a blinded linear combination of her shares $\{h_{\mathcal{V},i}\}$ in the form of $\mathcal{L}_{IV,X} = \text{AES}(k, IV) \oplus \sum_i X_i \cdot h_{\mathcal{V},i}$. It

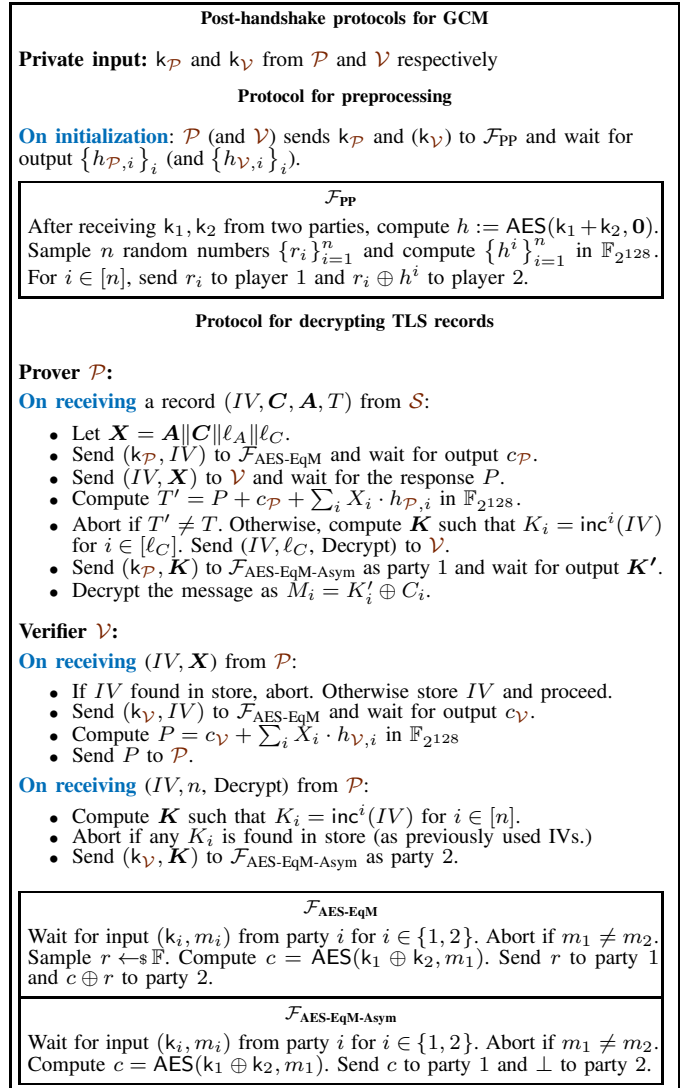


Fig. 9: The post-handshake protocols for AES-GCM.

is important that the value is blinded by $\text{AES}(k, IV)$ because a single unblinded linear combination of $\{h_{\mathcal{V},i}\}$ would allow \mathcal{P} to solve for h . Therefore, if \mathcal{V} responds to the same IV twice, the blinding can be removed by adding the two responses (in $\mathbb{F}_{2^{128}}$): $\mathcal{L}_{IV,X} \oplus \mathcal{L}_{IV,X'} = \sum_i (X_i + X'_i) \cdot h_{\mathcal{V},i}$. This follows from the nonce uniqueness requirement of GCM [51].

b) *Decrypting records:* Once tags are properly checked, decryption of records is straightforward. \mathcal{P} and \mathcal{V} simply compute AES encryption of $\text{inc}^i(IV)$ with 2PC-AES. A subtlety to note is that \mathcal{V} must check that the counters to be encrypted have *not* been used as IV previously. Otherwise \mathcal{P} would learn h to \mathcal{P} in a manner like that outlined above.

3) *Proof Generation:* After the session ends, \mathcal{P} commits to the ciphertext \tilde{M} like before. Additionally, \mathcal{P} is required to commit to her share of the key $k_{\mathcal{P}}$ before \mathcal{V} reveals $k_{\mathcal{V}}$. Otherwise, as [32] shows \mathcal{P} can decrypt the ciphertext to a different plaintext by finding a different (k, IV) pair. Committing to $k_{\mathcal{P}}$ (and hence k) would fix IV and plaintext, making the scheme unforgeable (See Eq. (1)).

a) *Revealing a block*: \mathcal{P} wants to convince \mathcal{V} that an AES block B_i is the i th block in the encrypted record rec . The proof strategy is as follows: 1) prove that AES block B_i encrypts to the ciphertext block \hat{B}_i and 2) prove that the tag is correct. Proving the correct encryption requires only 1 AES in ZKP. Naïvely done, proving the correct tag incurs evaluating the GHASH polynomial of degree 512 and 2 AES block encryptions in ZKP.

We manage to achieve a much more efficient proof by allowing \mathcal{P} to reveal two encrypted messages $\text{AES}(k, IV)$ and $\text{AES}(k, 0)$ to \mathcal{V} , thus allowing \mathcal{V} to verify the tag (see Eq. (1)). \mathcal{P} only needs to prove the correctness of encryption in ZK and that the key used corresponds to the commitment, requiring 2 AES and 1 SHA-2 (\mathcal{P} commits to $k_{\mathcal{P}}$ by revealing a hash of the key). Thus, the total cost is 3 AES and 1 SHA-2 in ZKP.

b) *Revealing a TLS record*: The proof techniques are a simple extension from the above case. \mathcal{P} reveals the entire record rec and proves correct AES encryption of all the AES blocks, resulting in a total 514 AES and 1 SHA-2 in ZKP.

c) *Revealing a TLS record except for a block*: Similar to the above case, \mathcal{P} proves encryption of all the blocks in the record except one, resulting in a total 513 AES and 1 SHA-2 in ZKP.

C. Security proofs

Recall Theorem 1. We now prove that the protocol in Fig. 4 securely realizes $\mathcal{F}_{\text{Oracle}}$. Specifically, we show that for all adversary \mathcal{A} , a simulator Sim can be built such that the ideal execution is indistinguishable from the real execution. We refer readers to [44] for simulation-based proof techniques.

Proof. Recall that we assume \mathcal{S} is honest throughout the protocol. Now we consider cases where \mathcal{P} or \mathcal{V} is malicious.

1) *Malicious \mathcal{P}* : We wish to show the prover-integrity guarantee. Basically, if \mathcal{V} receives (b, \mathcal{S}) , then \mathcal{P} must have input some θ_s such that $\mathcal{S}(\text{Query}(\theta_s)) = R$ and $b = \text{Stmt}(R)$.

Note that since \mathcal{P} checks the certificate from \mathcal{S} , Sim can't simulate \mathcal{S} because the secret key cannot be extracted (due to the security of TLS.) Instead, Sim simulates the verifier. Given a PPT adversary \mathcal{A} , Sim proceeds as follows:

- 1) Sim runs \mathcal{A} , \mathcal{F}_{ZK} and \mathcal{F}_{2PC} internally. Sim records the traffic going to and from \mathcal{A} in (\hat{Q}, \hat{R}) . Note that these are ciphertext records.
- 2) Upon requested by \mathcal{A} , Sim runs 3P-HS as \mathcal{V} . By the end, Sim learns $Y_{\mathcal{P}}, x_{\mathcal{V}}, k_{\mathcal{V}}^{\text{MAC}}$. Upon requested by \mathcal{A} , Sim runs 2PC-HMAC as \mathcal{V} , using $k_{\mathcal{V}}^{\text{MAC}}$ as input.
- 3) Upon receiving (“prove”, $k^{\text{Enc}}, k^{\text{MAC}}, \theta_s, Q, R$) from \mathcal{A} , Sim checks that $\hat{Q} = \text{CBC_HMAC}(k^{\text{Enc}}, k^{\text{MAC}}, Q)$, $\hat{R} = \text{CBC_HMAC}(k^{\text{Enc}}, k^{\text{MAC}}, R)$, and that $\text{Query}(\theta_s) = Q$.
- 4) If all of the above checks passed, Sim sends θ_s to $\mathcal{F}_{\text{Oracle}}$ and instructs $\mathcal{F}_{\text{Oracle}}$ to send the output to \mathcal{V} . Sim outputs whatever \mathcal{A} outputs.

Now we argue that the ideal execution with Sim is indistinguishable from the real execution with \mathcal{A} .

Hybrid H_1 is the real-world execution of $\text{Prot}_{\text{DECO}}$.

Hybrid H_2 is the same as H_1 , except that Sim simulates \mathcal{F}_{ZK} and \mathcal{F}_{2PC} internally. Sim records \mathcal{A} 's input to \mathcal{F}_{ZK} to extract her private input θ_s . Since the simulation of ideal functionality is perfect, H_1 and H_2 is indistinguishable.

Hybrid H_3 is the same as H_2 , except that \mathcal{V} sends input to $\mathcal{F}_{\text{Oracle}}$ and Sim simulates \mathcal{V} . Specifically, Sim samples $\hat{x}_{\mathcal{V}}$ and uses $\hat{x}_{\mathcal{V}} \cdot Y$ to derive a share of the MAC key \hat{K} and use it in the sequential 2PC-HMAC invocations. If Sim receives “prove”, it extracts θ_s from \mathcal{A} and sends it to $\mathcal{F}_{\text{Oracle}}$. The indistinguishability between H_2 and H_3 is immediate because $\hat{x}_{\mathcal{V}}$ is uniformly random.

Hybrid H_4 is the same as H_3 , except Sim adds the checks in Step 5. The indistinguishability between H_3 and H_4 can be shown by checking that if any of the check fails, \mathcal{V} would abort the real-world execution as well. There are two reasons that Sim may abort: 1) Q, R from \mathcal{A} is not originally from \mathcal{S} , or 2) $k^{\text{Enc}}, k^{\text{MAC}}$ from \mathcal{A} is not the same key as derived during the handshake. We now show that both conditions would trigger \mathcal{V} to abort in H_3 as well except with negligible probability.

- Assuming DL is hard in the group used in the handshake, \mathcal{A} cannot learn $\hat{x}_{\mathcal{V}}$. Furthermore, due to the security of 2PC, \mathcal{A} cannot learn the session MAC key k^{MAC} .
- The unforgeability guarantee of HMAC ensures that without knowledge of k^{MAC} , \mathcal{A} cannot forge tags that verifies against k^{MAC} (checked by \mathcal{V} in the last step of $\text{Prot}_{\text{DECO}}$).
- If \mathcal{A} sends a different $(k^{\text{Enc}}, k^{\text{MAC}})$ pair than that derived during the handshake to Sim and the decryption and MAC check succeeds, then \mathcal{A} would have broken the receiver-binding property of CBC-HMAC [32].

It remains to show that H_4 is exactly the same the ideal execution. Due to Step 5 and 6, $\mathcal{F}_{\text{Oracle}}$ delivers (b, R) to \mathcal{V} only if $\exists \theta_s$ from \mathcal{A} such that R is the response from \mathcal{S} to $\text{Query}(\theta_s)$.

2) *Malicious \mathcal{V}* : As the verifier is corrupt, we are interested in showing the verifier-integrity and privacy guarantees. Sim proceeds as follows:

- 1) After \mathcal{P} sends θ_s to $\mathcal{F}_{\text{Oracle}}$, Sim instructs $\mathcal{F}_{\text{Oracle}}$ to send the output (Q, R) to \mathcal{P} . Sim learns $(\text{Pred}(R), \mathcal{S})$ from $\mathcal{F}_{\text{Oracle}}$ and the record sizes $|Q|, |R|$. Sim runs \mathcal{A} , \mathcal{F}_{ZK} and \mathcal{F}_{2PC} internally.
- 2) Upon requested by \mathcal{A} , Sim runs 3P-HS as \mathcal{P} , learning $x_{\mathcal{P}}, Y_{\mathcal{V}}, k^{\text{Enc}}, k_{\mathcal{P}}^{\text{MAC}}$.
- 3) Sim starts 2PC-HMAC as \mathcal{P} to compute a tag τ_q on a random $Q' \leftarrow_{\mathcal{S}} \{0, 1\}^{|Q|}$.
- 4) For each record from \mathcal{S} , Sim starts 2PC-HMAC as \mathcal{P} to compute a tag τ_r on a random $R' \leftarrow_{\mathcal{S}} \{0, 1\}^{|R|}$.
- 5) At the commit phase, Sim sends encrypted data $(\text{CBC}(k^{\text{Enc}}, Q' || \tau_q), \text{CBC}(k^{\text{Enc}}, R' || \tau_r), k_{\mathcal{P}}^{\text{MAC}})$ to \mathcal{A} and receives $k_{\mathcal{V}}^{\text{MAC}}$ from \mathcal{A} .
- 6) Sim asserts that $\tau_q = \text{HMAC}(k^{\text{MAC}}, Q')$ and that $\tau_r = \text{HMAC}(k^{\text{MAC}}, R')$ for each record.
- 7) Sim sends $(\text{Pred}(R), \mathcal{S})$ and outputs whatever \mathcal{A} outputs. Moreover, Sim instructs the honest \mathcal{P} to output.

We argue that the ideal execution with Sim is indistinguishable from the real execution with \mathcal{A} in a series hybrid worlds.

Hybrid H_1 is the real-world execution of ProtDECO.

Hybrid H_2 is the same as H_1 , except that Sim simulates \mathcal{F}_{ZK} and \mathcal{F}_{2PC} internally. Sim also invokes \mathcal{F}_{Oracle} and learns $(\text{Pred}(R), \mathcal{S})$ and record sizes $|Q|, |R|$. Since the simulation of ideal functionality is perfect, H_1 and H_2 is indistinguishable.

Hybrid H_3 is the same as H_2 , except that Sim simulates \mathcal{P} . Specifically, Sim samples x_P and uses $x_P \cdot Y$ to derive a share of the MAC key k_P^{MAC} . Then, Sim uses k_P^{MAC} and a random $Q' = \{0, 1\}^{|Q|}$ as inputs to 2PC-HMAC and receives the tag τ_q . Then, Sim uses k_P^{MAC} and a random $R' = \{0, 1\}^{|R|}$ as inputs to 2PC-HMAC and receives the tag τ_r . Afterwards, Sim commits, i.e., sends encryption of Q' and R' to \mathcal{A} . Sim also adds the checks in Step 7. \mathcal{A} cannot distinguish between the real and ideal executions because:

- 1) Since input sizes are equal, the number of invocations of 2PC-HMAC is also equal.
- 2) In each invocation of 2PC-HMAC, \mathcal{A} learns one SHA-2 hash of the input message which is like a random oracle.
- 3) The outcome of 2PC-HMAC is also the same due to the added checks in Step 7, i.e., say \mathcal{A} cheats by providing wrong tag in the real world leading to an abort, similarly \mathcal{A} cheating in the ideal world causes Sim to abort.
- 4) Since $|Q'| = |Q|$ and $|R'| = |R|$, their encryptions are also of equal size and indistinguishable.

Hybrid H_4 is the same as H_3 except Sim executes proof phase. In particular, Sim skips invoking \mathcal{F}_{ZK} and directly provides \mathcal{A} with the output obtained earlier from \mathcal{F}_{Oracle} , i.e., $(\text{Pred}(R), \mathcal{S})$. This is indistinguishable from H_3 because the \mathcal{A} receives the same output in the real execution. Moreover H_4 is the same as ideal execution. \square

D. Application Details

We provide the remaining application details omitted from Section VI here.

1) *Age Proof:* Fig. 10 shows the demographic details of a student stored on Univ. website such as the name, birth date, student ID among others. The prover parses 6-7 AES blocks that contain the birth date and proves her age is above 18 in ZK to the verifier. Like other examples, due to the unique HTML tags surrounding the birth date, this is also a key-value grammar with unique keys (see Section V-B). Similar to application 1, this example requires additional string processing to parse the date and compute age.

2) *Price discrimination:* Fig. 11 shows parts of an order invoice page on a shopping website (Amazon) with personal details such as the name and address of the buyer. The buyer wants to convince a third-party (verifier) about the charged price of a particular product on a particular date. In this example, we demonstrate a redaction strategy where multiple personal attributes such as the name and address are redacted from the invoice. We use the CBC-HMAC for the TLS session along with the Redact mode to redact 14 blocks from the invoice. Like other examples, the HTML tags, such as ‘‘City’’ with the corresponding values form a key-value grammar. The start non-terminal is of the form `<li class=`, the middle non-terminal is `>` and the end non-terminal is

```
<title>Demographic Data</title>
<span id='EMPLID'> 111111 </span>
<span id='NAME'> Alice </span>
<span id='BIRTHDATE'> 01/01/1990 </span> ...
```

Fig. 10: The demographic details of a student displayed on a Univ. website. Reveal mode is used and age is extracted from the highlighted text via our two-stage parsing scheme.

```
<table>
<tr>Order Placed: November 23, 2018</tr>
<tr>Order Total: $34.28</tr>
<tr>Items Ordered: Food Processor</tr>
</table>
...
<b> Shipping Address: </b>
<ul class="displayAddressUL">
<li class="FullName"> Alice </li>
<li class="Address"> Wonderland </li>
<li class="City"> New York </li>
</ul>
```

Fig. 11: The order invoice page on Amazon in HTML. Redact mode is used to redact the greyed out text, while the rest is revealed.

``. The strings ‘‘<’’ and ‘‘>’’ never occur within a key or a value, hence reducing the redaction problem to the one discussed in Section V-B under the optimizations.

E. Details on Two-Stage Parsing

We denote context-free grammars as $\mathcal{G} = (V, \Sigma, P, S)$ where V is a set of non-terminal symbols, Σ a set of terminal symbols, $P : V \rightarrow (V \cup \Sigma)^*$ a set of productions or rules, $S \in V$ the start-symbol of the form of a string \mathcal{G} .

We define production rules for CFGs in standard notation using ‘-’ to denote a set minus and ‘..’ to denote a range.

For a string w , a parser determines if $w \in \mathcal{G}$ by constructing a parse tree for w . The parse tree represents a sequence of production rules which can then be used to extract semantics.

1) *Key-value Grammars:* These are grammars with the notion of key-value pairs. Key-value grammars are particularly interesting for DECO since most API calls and responses are in fact key-value grammars.

Definition 4. \mathcal{G} is said to be a key-value grammar if there exists a grammar \mathcal{H} , such that given any $s \in \mathcal{G}$, $s \in \mathcal{H}$, and \mathcal{H} can be defined by the following rules:

```
S → object
object → noPairsString open pair pairs close
pair → start key middle value end
pairs → pair pairs | ""
key → chars
value → chars | object
chars → char chars | ""
char → Unicode - escaped | escape escaped | addedChars
special → startSpecial | middleSpecial | endSpecial
start → unescapeds startSpecial
middle → unescapedm middleSpecial
end → unescapede endSpecial
escaped → special | escape | ...
```

In Definition 4, S is the start non-terminal (represents a sentence in \mathcal{H}), the non-terminals `open` and `close` demarcate the opening and closing of the set of key-value pairs and start, middle, end are special strings demarcating the start of a key-value pair, separation between a key and a value and the end of the pair respectively.

In order to remove ambiguity in parsing special characters, i.e. characters which have special meaning in parsing a grammar, a special non-terminal, `escape` is used. For example, in JSON, keys are parsed when preceded by ‘whitespace double quotes’ (‘‘’) and succeeded by double quotes. If a key or value expression itself must contain double quotes, they must be preceded by a backslash (\), i.e. escaped. In the above rules, the non-terminal `unescape` before special characters means that they can be parsed as special characters. So, moving forward, we can assume that the production of a key-value pair is unambiguous. So, if a substring R' of a string R in the key-value grammar \mathcal{G} parses as a pair, R' must correspond to a pair in the parse tree of R .

Note that in Definition 4, `middle` cannot derive an empty string (i.e. there must be a non-empty string marking `middle`) since that would not allow parsing keys from values. On the other hand, one of `start` and `end` can have an empty derivation, since we really only need them to denote the separation between value in one pair from key in the next.

Finally, we note that in our discussion of two-stage parsing for a key-value grammar, we only consider permissible paths with the requirement that the selectively opened string, R_{open} corresponds to a pair.

Two-stage parsing for a locally unique key. Many key-value grammars enforce key uniqueness within a scope. For example, in JSON, it can be assumed that keys are unique within a JSON object, even though there might be duplicated keys across objects. The two-stage parsing for such grammars can be reduced to parsing a substring. Specifically, `Trans` extracts from R a continuous substring R' , such that the scope of a pair can be correctly determined, even within R' . For instance, in JSON, if `cons $\mathcal{G}, \mathcal{G}'$ (R, R')` returns true iff R' is a prefix of R , then only parsing R' as a JSON, up to generating the sub-tree yielding R_{open} is sufficient for determining whether a string R_{open} corresponds to the correct context in R . **Grammars with unique keys.** Given a key-value grammar \mathcal{G} we define a function which checks for uniqueness of keys, denoted $u_{\mathcal{G}}$. Given a string $s \in \mathcal{G}$ and another string k , $u_{\mathcal{G}}(s, k) = \text{true}$ iff there exists at most one substring of s that can be parsed as `start` k `middle`. Since $s \in \mathcal{G}$, this means, in any parse tree of s , there exists at most one branch with node `key` and derivation k . Let `Parser \mathcal{G}` be a function that returns true if its input is in the grammar \mathcal{G} . We say a grammar \mathcal{G} is a *key-value grammar with unique keys* if for all $s \in \mathcal{G}$ and all possible keys k , $u_{\mathcal{G}}(s, k) = \text{true}$, i.e. for all strings R, C :

$$\frac{\langle \text{Parser}_{\mathcal{G}}, R \rangle \Rightarrow \text{true}}{\langle u_{\mathcal{G}}, (R, C) \rangle \Rightarrow \text{true}}.$$

Concrete two-stage parsing for unique-key grammars. Let \mathcal{U} be a unique-key grammar as given above. We assume that \mathcal{U} is LL(1). This is, in fact the case for the grammars of interest in Section VI. See [33] for a general LL(1) parsing algorithm.

We instantiate a context function, `CTX \mathcal{U}` for a set T , such that T contains the permissible paths to a pair for strings in

```

INPUT: Strings R, R'.
OUTPUT: True iff R' is a key-value pair and R' is in R

CTX $\mathcal{U}, S$ (R, R'):
isPair = (*$parser{\pairGram, {\sf k}}$*)(R')
if !isPair: // check is R' is a key-value pair
    return False
str = R$ // add special symbol $ to denote end of R
loc = 0
i = loc
j = loc
keyFound = false
stack.push($)
stack.push(S) // S is the start symbol
while stack is not empty:
    next = stack.pop()
    if next is pair:
        if str[loc:loc+len(R')] == R':
            keyFound = true
            loc += len(R')
    if next is terminal:
        if next != str[loc]:
            return (*$\bot$*) // R(*$\notin$ \unique$*).
            ↪ Invalid input
    else:
        if next == $:
            return keyFound // End of R reached
            loc += 1
    else: // next on stack is a non-terminal
        prod = PTable[next][str[loc]]
        for production in reversed(prod):
            stack.push(production)

```

Fig. 12: Pseudo-code for the function `CTX \mathcal{U}, S` , to parse a string R in a key-value grammar \mathcal{U} , and search for the production of a particular key-value pair R_{open} . Here, `PTable`, the LL(1) parse-table for \mathcal{U} is hard-coded into `CTX \mathcal{U}, S` .

\mathcal{U} . We additionally allow `CTX \mathcal{U}` to take as input an auxiliary restriction, a key k (the specified key in \mathcal{P} 's output R_{open}). The tuple (T, k) is denoted S and `CTX \mathcal{U} (S, \cdot, \cdot)` as `CTX \mathcal{U}, S` .

Let \mathcal{P} be a grammar given by the rule $S_{\mathcal{P}} \rightarrow \text{pair}$, where `pair` is the non-terminal in the production rules for \mathcal{U} and $S_{\mathcal{P}}$ is the start symbol in \mathcal{P} . We define `Parser \mathcal{P}, k` as a function that decides whether a string s is in \mathcal{P} and if so, whether the key in s equals k . Due to the global uniqueness of keys in \mathcal{U} , we can instantiate `CTX \mathcal{U}, S` using the algorithm in Fig. 12. On input R, R_{open} , `CTX \mathcal{U}, S` checks that: (a) R_{open} is a valid key-value pair with key k by running `Parser \mathcal{P}, k` (b) R_{open} parses as a key-value pair in R by running an LL(1) parsing algorithm to parse R .

To avoid expensive computation of `CTX \mathcal{U}, S` on a long string R , we introduce the transformation `Trans`, to compute a substring R' of R , such that $R' = R_{\text{open}}$.

For string s, t , we also define functions `substring(s, t)`, that returns true if t is a substring of s and `equal(s, t)` which returns true if $s = t$. We define `cons \mathcal{U}, \mathcal{P}` with the rule:

$$\frac{\langle \text{substring}(R, R') \rangle \Rightarrow \text{true} \quad \langle \text{Parser}_{\mathcal{P}, k}, R' \rangle \Rightarrow \text{true}}{\langle \text{cons}_{\mathcal{U}, \mathcal{P}}, (R, R') \rangle \Rightarrow \text{true}}.$$

and $S' = \{S_{\mathcal{P}}\}$. Meaning, `CTX \mathcal{P} (S, R', R_{open})` = true whenever `equal(R', R_{open})` and the rule

$$\frac{\langle \text{equal}, (R', R_{\text{open}}) \rangle \Rightarrow \text{b}}{\langle \text{CTX}_{\mathcal{P}}, (S', R', R_{\text{open}}) \rangle \Rightarrow \text{b}}$$

holds for all strings R', R_{open} .

Claim 2. `(cons \mathcal{U}, \mathcal{P} , S')` are correct with respect to S .

Proof. We defer a formal proof to a full version, but the intuition is that if R' is substring of R , a key-value pair R_{open} is parsed by $\text{Parser}_{\mathcal{P}}$, then the same pair must have been a substring of \mathcal{U} . Due to global uniqueness of keys in \mathcal{U} , there exists only one such pair R_{open} and $\text{CTX}_{\mathcal{U}}(S, R, R_{\text{open}})$ must be true. \square