

# Two-particle scattering and resistivity of Rashba electron gas

K.E. Nagaev

*Kotelnikov Institute of Radioengineering and Electronics, Mokhovaya 11-7, Moscow 125009, Russia*  
(Dated: December 21, 2024)

We calculate the electrical resistivity of a two-dimensional electron gas that results from two-particle collisions and strong Rashba spin-orbit coupling. When combined with impurity scattering, the two-particle correction to the resistivity is proportional to the square of temperature  $T$  if only the lower helicity band is filled, but the  $T^2$  term vanishes if the Fermi level is above the Dirac point. If only the electron-electron scattering is present, the resistivity is proportional to  $T^4 \ln |E_F/T|$  below and above the Dirac point, but this term vanishes at the point itself. Our results have implications for other systems with doubly connected Fermi surfaces.

It is well known that electron-electron scattering does not affect the resistivity of Galilean-invariant Fermi liquids because the current is proportional to the total momentum of electrons, which is conserved by inter-particle collisions. However in realistic materials the electron-electron scattering may contribute to the resistivity through several mechanisms, which result in its  $T^2$  temperature dependence. First of all, it is Umklapp scattering, which conserves the quasimomentum up to a reciprocal lattice vector [1, 2]. Baber [3] suggested that even normal collisions may result in the  $T^2$  contribution to the resistivity of multi-band metals if the effective masses of electrons in the bands are essentially different. The combined action of electron-impurity and interband electron-electron scattering was considered in a large number of papers both for two- (2D) and three-dimensional systems [4–6]. Recently, this interplay was analyzed for anisotropic Fermi surfaces [7–9]. It was found that the  $T^2$  term is absent for simply connected concave Fermi surfaces, but is present if they are concave or multiply connected. Based on these findings, one may conclude that the resistivity from two-particle scattering for multiply connected Fermi surfaces is in general proportional to  $T^2$ , but this is not the case. We show that the  $T^2$  resistivity vanishes if the electron-electron scattering is present alone. With the advent of modern technologies and high-purity materials this issue becomes also of practical importance.

In last decades, electric transport in 2D systems with Rashba spin-orbit coupling [10] became a subject of intensive investigations. This coupling spin-splits the dispersion curve into the upper and lower helicity bands. It was found that in the low-density regime when only the lower band is filled, the impurity-related resistivity exhibits an unconventional electron-density dependence [11–13]. Apparently, this system is not Galilean-invariant and is described at the same time by a minimum number of independent parameters. Therefore it is of interest to calculate its resistivity caused by two-particle collisions.

In this paper, we consider the effect of electron-electron scattering in a generic Rashba spin-orbit coupled 2D electron gas. Using the Boltzmann equation, we calculate the resistivity of this system both in the presence

of impurities and in the pure case at high and low electron densities. Despite the doubly-connected Fermi surface, the contribution to the resistivity from the electron-electron collisions in the absence of impurities is proportional to  $T^4 \ln |E_F/T|$  and not to  $T^2$ .

Consider a two-dimensional electron gas lying in the  $xy$  plane, so its unperturbed Hamiltonian is of the form

$$\hat{H} = \frac{\hat{p}_x^2 + \hat{p}_y^2}{2m} + \alpha (\hat{\sigma}_x \hat{p}_y - \hat{\sigma}_y \hat{p}_x), \quad (1)$$

where  $\alpha$  is the Rashba coupling constant and  $\hat{\sigma}_{x,y}$  are the Pauli matrices. The diagonalization of this Hamiltonian results in two branches of the spectrum

$$\varepsilon_{\pm}(\mathbf{p}) = \frac{p_x^2 + p_y^2}{2m} \pm \alpha \sqrt{p_x^2 + p_y^2}, \quad (2)$$

which correspond to the two rotationally symmetric non-parabolic energy bands with opposite helicities that intersect only in one point at  $\mathbf{p} = 0$  (the Dirac point, see Fig. 1). The corresponding wave functions are spinors

$$\Psi_{\mathbf{p}\pm}(\mathbf{r}) = \frac{1}{\sqrt{2}} e^{i\mathbf{p}\mathbf{r}/\hbar} \begin{pmatrix} e^{i\chi_{\mathbf{p}}/2} \\ \pm e^{-i\chi_{\mathbf{p}}/2} \end{pmatrix}, \quad (3)$$

where  $\chi_{\mathbf{p}} = \arctan(p_x/p_y)$  so that the spin component perpendicular to  $\mathbf{p}$  is  $\pm 1/2$ . The position of the Fermi level  $E_F$  may be tuned by external electrostatic gates, so it can cross either only the lower band, or both bands.

The electron-impurity and electron-electron scattering is assumed to be weak, so the charge transport may be described by the Boltzmann equation in the basis of eigenstates of Hamiltonian (1). In the linear approximation in the electric field  $\mathbf{E}$ , it is of the standard form

$$e\mathbf{E} \frac{\partial \varepsilon_{\nu}}{\partial \mathbf{p}} \frac{d\bar{f}}{d\varepsilon_{\nu}} = I_{\nu}^{imp}(\mathbf{p}) + I_{\nu}^{ee}(\mathbf{p}), \quad (4)$$

where  $\nu = \pm$  is the branch index and  $\bar{f}$  is the equilibrium Fermi distribution. The electron-impurity collision integral may be written in the Born approximation as

$$I_{\nu}^{imp}(\mathbf{p}) = n_i \sum_{\nu'} \int \frac{d^2 p'}{2\pi\hbar} \frac{2\pi}{\hbar} \left| U_{\mathbf{p}\mathbf{p}'}^{\nu\nu'} \right|^2 \delta(\varepsilon_{\nu} - \varepsilon_{\nu'}) \times [f_{\nu'}(\mathbf{p}') - f_{\nu}(\mathbf{p})], \quad (5)$$

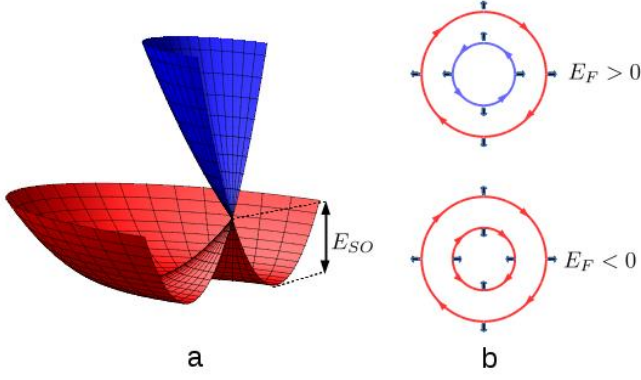


FIG. 1. (a) 3D plot of the lower (red) and upper (blue) helicity bands touching each other at the Dirac point. (b) The doubly connected Fermi surface above and below the Dirac point. Red and blue arrows show the directions of spin, black arrows show the directions of velocity at each contour of the surface.

where  $n_i$  is the concentration of impurities and  $U_{\mathbf{p}\mathbf{p}'}$  is the matrix element of the impurity potential between the electron states  $(\mathbf{p}, \nu)$  and  $(\mathbf{p}', \nu')$ . In the case of point-like impurities with a potential  $U(\mathbf{r}) = U_0 \delta(\mathbf{r})$ , one easily obtains that

$$\left| U_{\mathbf{p}\mathbf{p}'}^{\nu\nu'} \right|^2 = \frac{1}{2} U_0^2 [1 + \nu\nu' \cos(\widehat{\mathbf{p}, \mathbf{p}'})]. \quad (6)$$

The electron-electron collision integral is of the form

$$\begin{aligned} I_{\nu}^{ee}(\mathbf{p}) = & \sum_{\nu_1} \sum_{\nu_2} \sum_{\nu_3} \int \frac{d^2 p_1}{(2\pi\hbar)^2} \int \frac{d^2 p_2}{(2\pi\hbar)^2} \int d^2 p_3 \\ & \times \delta(\mathbf{p} + \mathbf{p}_1 - \mathbf{p}_2 - \mathbf{p}_3) \delta(\varepsilon_{\nu} + \varepsilon_{\nu_1} - \varepsilon_{\nu_2} - \varepsilon_{\nu_3}) \\ & \times W_{\mathbf{p}\mathbf{p}_1, \mathbf{p}_2 \mathbf{p}_3}^{\nu\nu_1, \nu_2 \nu_3} \\ & \times [(1-f)(1-f_1) f_2 f_3 - f f_1 (1-f_2)(1-f_3)]. \end{aligned} \quad (7)$$

We assume that due to the screening by a nearby gate, the interaction potential is short-ranged and may be written as  $V(\mathbf{r} - \mathbf{r}') = V_0 \delta(\mathbf{r} - \mathbf{r}')$ . Calculating the difference between the matrix elements of direct and exchange interactions between the states (3) and squaring it results in the expression for the scattering probability

$$\begin{aligned} W_{\mathbf{p}\mathbf{p}_1, \mathbf{p}_2 \mathbf{p}_3}^{\nu\nu_1, \nu_2 \nu_3} = & \frac{\pi}{2} \frac{V_0^2}{\hbar} [1 - \nu\nu_1 \cos(\widehat{\mathbf{p}, \mathbf{p}_1})] \\ & \times [1 - \nu_2 \nu_3 \cos(\widehat{\mathbf{p}_2, \mathbf{p}_3})]. \end{aligned} \quad (8)$$

It is convenient to replace the momentum variable  $\mathbf{p}$  by the energy  $\varepsilon$  measured from  $E_F$  and the angle  $\varphi$  measured from the direction of electric field. The solution of Eq. (4) in band  $\nu$  is sought in the standard form

$$f_{\nu}(\varepsilon, \varphi) = \bar{f}(\varepsilon) + C_{\nu}(\varepsilon) \bar{f}(\varepsilon) [1 - \bar{f}(\varepsilon)] \cos \varphi, \quad (9)$$

where  $C_{\nu}$  describes the correction to  $\bar{f}$  in the electric field. A substitution of this ansatz into Eq. (7) results

in the linearized collision integral

$$\begin{aligned} I_{\nu}^{ee}(\varepsilon, \varphi) = & \sum_{\nu_1} \sum_{\nu_2} \sum_{\nu_3} \int \frac{d\varepsilon_1}{|v_{\nu_1}|} \int \frac{d\varepsilon_2}{|v_{\nu_2}|} \int \frac{d\varepsilon_3}{|v_{\nu_3}|} \\ & \times \delta(\varepsilon + \varepsilon_1 - \varepsilon_2 - \varepsilon_3) (1 - \bar{f})(1 - \bar{f}_1) \bar{f}_2 \bar{f}_3 \\ & \times (\Omega_2 C_{\nu_2} + \Omega_3 C_{\nu_3} - \Omega_1 C_{\nu_1} - \Omega C_{\nu}) \cos \varphi, \end{aligned} \quad (10)$$

where the quantities

$$\begin{aligned} \Omega_i(\varepsilon, \nu, \nu_1, \nu_2, \nu_3) = & \int \frac{d^2 p_1}{(2\pi\hbar)^2} \int \frac{d^2 p_2}{(2\pi\hbar)^2} \int d^2 p_3 \\ & \times W_{\mathbf{p}\mathbf{p}_1, \mathbf{p}_2 \mathbf{p}_3}^{\nu\nu_1, \nu_2 \nu_3} \cos(\widehat{\mathbf{p}, \mathbf{p}_1}) \delta(\mathbf{p} + \mathbf{p}_1 - \mathbf{p}_2 - \mathbf{p}_3) \\ & \times \delta(|\mathbf{p}_1| - p_{\nu_1}) \delta(|\mathbf{p}_2| - p_{\nu_2}) \delta(|\mathbf{p}_3| - p_{\nu_3}) \end{aligned} \quad (11)$$

include both the scattering parameters and the effective phase volume available for the scattering,  $p_{\nu_i}(\varepsilon_i)$  is the solution of equation  $\varepsilon_{\nu_i}(p) = E_F + \varepsilon_i$ , and  $v_{\nu_i} = (dp_{\nu_i}/d\varepsilon_i)^{-1}$  is the corresponding velocity.

The interband scattering is relevant only if the Fermi level crosses both helicity bands. However if it is located below the Dirac point, the Fermi surface is still doubly connected because of nonmonotonic  $\varepsilon_{-}(p)$  dependence. In this case, one can use the above equations by replacing labels  $\nu_{\pm}$  with  $\lambda = \gtrless$  that correspond to the ascending and descending portions of this curve. The products  $\nu\nu_1$  and  $\nu_2\nu_3$  must be set equal to 1 and the remaining  $\nu_i$  must be replaced by  $\lambda_i$ . However it should be kept in mind that  $v_{>}(\varepsilon) = -v_{<}(\varepsilon)$ , while  $v_{+}(\varepsilon) = v_{-}(\varepsilon)$ . Depending on the sign of  $E_F$ , we denote either  $\nu$  or  $\lambda$  by  $\mu$  where it does not lead to a confusion and imply that  $-\mu$  reverses the sign of  $\nu$  or sense of  $\lambda$ . For example, the equation for the current density may be written as

$$j = \frac{e}{4\pi\hbar^2} \sum_{\mu} \text{sgn } v_{\mu} \int d\varepsilon \bar{f}(1 - \bar{f}) p_{\mu} C_{\mu}. \quad (12)$$

First of all we calculate the collision integrals  $I_{\mu}^{imp}$  and  $I_{\mu}^{ee}$  assuming  $C_{\mu}$  and all other quantities except the distribution functions  $\bar{f}_i$  to be energy-independent. The electron-impurity collision integrals are easily calculated and equal

$$\begin{aligned} I_{\mu}^{imp}(\varepsilon, \varphi) = & -\Gamma_0 \cos \varphi \bar{f}(1 - \bar{f}) [(p_{\mu} + 2p_{-\mu}) C_{\mu} \\ & + \text{sgn } E_F p_{-\mu} C_{-\mu}] / (p_{\mu} + p_{-\mu}), \end{aligned} \quad (13)$$

where  $\Gamma_0 = n_i U_0^2 (p_{\mu} + p_{-\mu}) / 4\hbar^3 |v_{\mu}|$  and all quantities except  $\bar{f}$  are taken at  $\varepsilon = 0$ . The sign between the terms in the square brackets depends on whether the electron velocity at the inner and outer Fermi contours has the same or opposite signs. If only the impurity scattering is present, the system of equations (4) is easily solved in  $C_{\mu}$  to give

$$C_{\mu}^{imp} = e E v_{\mu} (\Gamma_0 T)^{-1} p_{\mu} / (p_{\mu} + p_{-\mu}), \quad (14)$$

and calculating the current via (12) gives the same current density as in Refs. [11, 12].

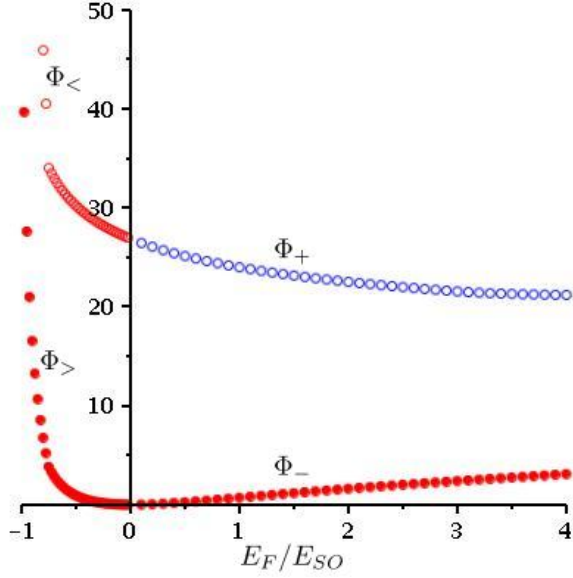


FIG. 2. The dependences of  $\Phi_\mu$  on  $E_F/E_{SO}$ .  $\Phi_{\geq}$  exhibit a logarithmic singularity at  $E_F = -E_{SO}$ , and  $\Phi_{\pm}(\infty) = 16$ .

Under the same conditions, the collision integral (10) is proportional to  $T^2$  and may be brought to the form

$$\bar{I}_\mu^{ee}(\varepsilon, \varphi) = \Gamma_2(T) \cos \varphi \bar{f}(1 - \bar{f}) (\varepsilon^2/T^2 + \pi^2) \times \Phi_\mu(E_F/E_{SO}) (p_\mu C_{-\mu} - p_{-\mu} C_\mu) / (p_\mu + p_{-\mu}), \quad (15)$$

where  $\Gamma_2(T) = V_0^2 T^2 (p_\mu + p_{-\mu}) / 32\pi^3 \hbar^5 |v_\mu|^3$  and  $E_{SO} = \alpha^2/2m$  is the characteristic energy of spin-orbit coupling. The dimensionless functions  $\Phi_\mu$  can be calculated only numerically and are shown in Fig. 2. The pairs  $\Phi_{\leq}$  and  $\Phi_{\pm}$  smoothly join together at  $E_F = 0$ , where  $\Phi_{>} = \Phi_- = 0$  for the outer Fermi contour. Except for the explicit form of  $\Gamma_2$  and  $\Phi_\mu$ , Eq. (15) does not depend on the presence of spin-orbit coupling. It is clearly seen that in this approximation,  $I_\mu^{ee}$  is zero for any distribution function of the form (9) with  $p_\mu C_{-\mu} = p_{-\mu} C_\mu$ . Therefore in the absence of impurity scattering, the system of kinetic equations (4) with  $I_\mu^{ee}$  given by Eq. (15) becomes degenerate and has no stationary solution.

To overcome this difficulty, we first consider the case where the impurity scattering is strong and  $I^{ee}$  may be treated as a perturbation. The solution of Eq. (4) is sought as a sum  $f = \bar{f} + \delta f^{imp} + \delta f^{ee}$ , where  $\delta f^{imp}$  is given by Eq. (9) with  $C_\mu^{imp}$  from Eq. (14), and  $\delta f^{ee}$  is the solution of equation

$$\bar{I}_\mu^{imp} \{\delta f^{ee}\} + \bar{I}_\mu^{ee} \{\delta f^{imp}\} = 0. \quad (16)$$

This equation is easily solved for  $C_\mu^{ee}$  and the correction to the current is calculated using Eq. (12). Below the Dirac point, it equals

$$\delta j^{ee} = -\frac{2\pi}{3} \frac{e^2 E}{\hbar^2} \frac{\Gamma_2}{\Gamma_0^2} v_{>} \frac{p_{>} p_{<} [p_{<}^2 \Phi_{<} + p_{>}^2 \Phi_{>}] }{(p_{>} + p_{<})^3}. \quad (17)$$

The inelastic correction to the current tends to zero both at the bottom of the lower helicity band because  $v_{>} \rightarrow 0$  and at the Dirac point because  $p_{<} \rightarrow 0$  as  $E_F \rightarrow 0$ . It is absent at  $E_F > 0$  because  $C_{\geq}$  from Eq. (14) turn  $I_{\geq}^{ee} \{\delta f^{imp}\}$  into zero. Actually this is a consequence of equal slopes of the two dispersion curves  $\varepsilon_+(p)$  and  $\varepsilon_-(p)$  at the same energy.

If the sample is clean, one has to take into account higher-order terms in  $T$  in  $I_\mu^{ee}$  to remove the degeneracy of system of equations (4). To this end, we expand all  $p_\mu$  and  $v_\mu$  to the second order in  $\varepsilon$  in Eqs. (10) and (11) while keeping  $C_\mu$  energy-independent. We retain only those terms in Eq. (10) that exhibit singularities at  $\mathbf{p} \approx \mathbf{p}_1$  and  $\mathbf{p} \approx -\mathbf{p}_1$ . These singularities are well known for electron-electron collisions in 2D systems [14–16] and lead to the  $\ln(E_F/T)$  factor in the inverse lifetime of quasi-particles. They arise if the four indices  $\mu \dots \mu_3$  in Eq. (10) include two coinciding pairs. The system of kinetic equations (4) may now be recast in the form

$$e E v_\mu \cos \varphi \frac{\partial \bar{f}}{\partial \varepsilon} = \bar{I}_\mu^{ee}(\varepsilon, \varphi) + \delta I_\mu^{ee}, \quad (18)$$

where  $\bar{I}_\mu^{ee}$  is given by Eq. (15) and  $\delta I_\mu^{ee}$  presents terms of higher order in  $\varepsilon$  or  $T$ .

The right-hand side of Eq. (18) may be considered as a linear operator acting on the two-component vector  $C_\mu$ . To find the most singular part of the solution at  $T \rightarrow 0$ , one may find the eigenvector of this operator with the lowest eigenvalue, project the left-hand side on it and divide it by its eigenvalue. In the absence of  $\delta I_\mu^{ee}$ , such eigenvector is  $C_\mu = p_\mu$ , and the corresponding eigenvalue is zero. To avoid the division by zero, one has to calculate the correction to this eigenvalue due to  $\delta I_\mu^{ee}$  using the above eigenvector and the standard perturbation theory [17]. However the same result may be obtained in a much shorter way: it is sufficient to integrate both parts of Eq. (18) over  $\varepsilon$ , solve it in  $C_\mu$  and isolate the part of the solution that is most singular at  $T \rightarrow 0$ . The integration of the left-hand side gives  $-e E v_\mu \cos \varphi$ , the integration of  $\bar{I}_\mu^{ee}$  reduces to the replacement of  $\bar{f}(1 - \bar{f}) (\varepsilon^2/T^2 + \pi^2)$  in Eq. (15) by  $(4/3) \pi^2 T$ , and

$$\int d\varepsilon \delta I_\mu^{ee}(\varepsilon, \varphi) = T \Gamma_4(T) (\text{sgn } v_\mu - 2m|v_\mu|/p_\mu) \times (C_\mu + C_{-\mu}) \cos \varphi, \quad (19)$$

where  $\Gamma_4(T) = (4\pi V_0^2 T^4 / 15 \hbar^5 m v_\mu^6) \ln |E_F/T|$  is the effective relaxation rate due to the electron collisions. It is assumed that  $|E_F| \gg T$ . The most singular part of the solution is inversely proportional to  $\Gamma_4$  and satisfies the relation  $p_\mu C_{-\mu} = p_{-\mu} C_\mu$ . The corresponding current density given by Eq. (12)

$$j = \frac{e^2 E}{4\pi \hbar^2 \Gamma_4} \sum_\mu \frac{v_\mu p_\mu^3 p_{-\mu} (\Phi_\mu + \text{sgn } E_F \Phi_{-\mu})}{p_\mu^2 \Phi_\mu + \text{sgn } E_F p_{-\mu}^2 \Phi_{-\mu}} \times (p_\mu + p_{-\mu})^{-1} \quad (20)$$

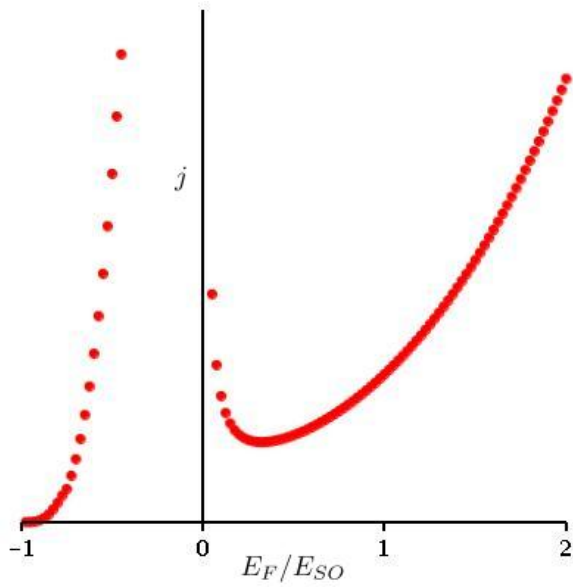


FIG. 3. The dependence of current density  $j$  in arbitrary units on  $E_F/E_{SO}$ . It diverges as  $E_F^{-1}$  on both left and right sides of  $E_F = 0$ .

is inversely proportional to  $T^4 \ln |E_F/T|$ . A similar temperature dependence was recently obtained for the relaxation rate of higher-order odd angular harmonics of electron distribution in 2D systems with parabolic spectrum due to electron–electron collisions. The  $T^4$  dependence was predicted by Gurzhi et al. [18], and the additional logarithmic factor was recently found in Ref. [19]. The  $j(E_F/E_{SO})$  dependence is shown in Fig. 3. The current density is zero at the bottom of the lower helicity band but formally diverges at the Dirac point. As  $E_F$  increases further, it decreases to a finite value and then increases again to an infinite value at  $E_F \rightarrow \infty$  where the Rashba coupling can be neglected. The singularity at  $E_F = 0$  is due to the collapse of the inner Fermi contour at the Dirac point, which makes the Fermi surface effectively singly connected.

The possibility of observing the electron–electron dominated resistivity depends on the quality of the samples. A good candidate for such experiments is 2D electron gas in InAs, which exhibits a strong spin-orbit coupling with Rashba parameter  $\hbar\alpha = 1.2 \text{ eV}\text{\AA}$  [20]. The electron–electron scattering effects are more prominent at low concentrations when only the lower helicity band is filled. At  $T = 4 \text{ K}$ , electron concentration  $3 \cdot 10^{10} \text{ cm}^{-2}$ , and the gas–gate distance of 20 nm, one obtains the transport scattering length  $l_{ee} = |v_\mu|/\Gamma_4 \sim 200 \text{ nm}$ . This is well below the elastic mean free path of 800 nm reported very recently in InAs 2D electron gas in Ref. [21].

The above effect is not specific to systems with helical bands and is relevant to any 2D Fermi liquid with rotational symmetry and doubly connected Fermi surface. There is certain type of nonequilibrium distribution of

electrons among the two contours of Fermi surface that survives the usual  $T^2$  electron–electron relaxation and yet contributes to the current. Therefore it can only relax either through the impurity scattering or through the  $T^4$  terms in the electron–electron collision integral despite the apparent absence of Galilean invariance. Much like as in the case of a simply connected Fermi surface, a sufficient condition for the disappearance of  $T^2$  resistivity is rotational symmetry of the system. However the dip in the resistivity at the Dirac point is a specific feature of 2D electrons with Rashba interaction.

This work was supported by Russian Science Foundation (Grant No 16-12-10335).

- 
- [1] R. Peierls, Ann. Phys. (Leipzig) **395**, 1055 (1929).
  - [2] L. D. Landau and I. J. Pomeranchuk, Phys. Z. Sowjetunion **10**, 649 (1936).
  - [3] W. G. Baber, Proc. Roy. Soc. London **158**, 383 (1937).
  - [4] J. Appel and A. W. Overhauser, Phys. Rev. B **18**, 758 (1978).
  - [5] S. S. Murzin, S. I. Dorozhkin, G. Landwehr, and A. C. Gossard, JETP Lett. **67**, 113 (1990).
  - [6] E. H. Hwang and S. Das Sarma, Phys. Rev. B **67**, 115316 (2003).
  - [7] D. L. Maslov, V. I. Yudson, and A. V. Chubukov, Phys. Rev. Lett. **106**, 106403 (2011).
  - [8] H. K. Pal, V. I. Yudson, and D. L. Maslov, Phys. Rev. B **85**, 085439 (2012).
  - [9] H. K. Pal, V. I. Yudson, and D. L. Maslov, Lith. J. Phys. **52**, 142 (2012).
  - [10] Y. A. Bychkov and E. I. Rashba, JETP Lett. **39**, 78 (1984).
  - [11] V. Brosco, L. Benfatto, E. Cappelluti, and C. Grimaldi, Phys. Rev. Lett. **116**, 166602 (2016).
  - [12] J. Hutchinson and J. Maciejko, Phys. Rev. B **98**, 195305 (2018).
  - [13] V. A. Sablikov and Y. Y. Tkach, Phys. Rev. B **99**, 035436 (2019).
  - [14] C. Hodges, H. Smith, and J. W. Wilkins, Phys. Rev. B **4**, 302 (1971).
  - [15] G. F. Giuliani and J. J. Quinn, Phys. Rev. B **26**, 4421 (1982).
  - [16] A. O. Lyakhov and E. G. Mishchenko, Phys. Rev. B **67**, 041304 (2003).
  - [17] L. D. Landau and L. M. Lifshitz, *Quantum Mechanics Non-Relativistic Theory, Third Edition: Volume 3* 3rd ed. (Butterworth-Heinemann, 1981).
  - [18] R. N. Gurzhi, A. N. Kalinenko, and A. I. Kopeliovich, Phys. Rev. Lett. **74**, 3872 (1995).
  - [19] A. Uzair, K. Sabeeh, and M. Müller, Phys. Rev. B **98**, 035421 (2018).
  - [20] S. Heedt, N. T. Ziani, F. Crépin, W. Prost, S. Trelenkamp, J. Schubert, D. Grützmacher, B. Trauzettel, and T. Schäpers, Nature Physics **13**, 563 (2017).
  - [21] J. S. Lee, B. Shojaei, M. Pendharkar, A. P. McFadden, Y. Kim, H. J. Suominen, M. Kjaergaard, F. Nichele, H. Zhang, C. M. Marcus, and C. J. Palmström, Nano Letters **19**, 3083 (2019), pMID: 30912948, <https://doi.org/10.1021/acs.nanolett.9b00494>.