

SPLITTING SYMPLECTIC FILLINGS

AUSTIN CHRISTIAN AND MICHAEL MENKE

ABSTRACT. We generalize the mixed tori which appear in the second author's JSJ-type decomposition theorem for symplectic fillings of contact manifolds. Mixed tori are convex surfaces in contact manifolds which may be used to decompose symplectic fillings. We call our more general surfaces splitting surfaces, and show that the decomposition of symplectic fillings continues to hold. Specifically, given a strong or exact symplectic filling of a contact manifold which admits a splitting surface, we produce a new symplectic manifold which strongly or exactly fills its boundary, and which is related to the original filling by Liouville surgery.

1. INTRODUCTION

Contact geometry is a close relative of symplectic geometry, and one manifestation of this relationship is the tendency for symplectic manifolds-with-boundary to endow their boundaries with contact structures. For instance, suppose (W, ω) is a compact symplectic manifold which admits a Liouville vector field near its boundary. That is, there is a vector field Z on W pointing out of ∂W with the property that $\mathcal{L}_Z \omega = \omega$ in some neighborhood of $M = \partial W$. Then M inherits an orientation from W and $\lambda := \iota_Z \omega$ determines a co-oriented contact structure $\xi := \ker(\lambda|_M)$ on M . In this case say that (W, ω) is a *strong symplectic filling* of the contact manifold (M, ξ) .

It is natural to wonder about the extent to which this construction is reversible. That is, we begin with a fixed contact manifold (M, ξ) and ask existence and uniqueness questions about the strong symplectic fillings of this manifold. Eliashberg and Gromov showed in [EG91] that a fillable contact manifold must be tight, so the overtwisted contact manifolds immediately give a large class of manifolds which are not symplectically fillable. In [EH02] Etnyre and Honda showed that while tightness is necessary for fillability, it is not sufficient. Another early result, due to Eliashberg ([Eli90]) and Gromov ([Gro85]), says that symplectic fillings of the standard 3-sphere (S^3, ξ_{std}) are unique up to symplectic deformation equivalence and blowup. If we further require the filling to be *exact*, meaning that $\mathcal{L}_Z \omega = \omega$ on all of W , then (S^3, ξ_{std}) in fact has a unique filling up to symplectomorphism.

A number of contact 3-manifolds have seen their exact fillings classified up to symplectomorphism, symplectic deformation equivalence, or diffeomorphism. Wendl showed in [Wen10b] that (\mathbb{T}^3, ξ_1) has a unique exact filling up to symplectomorphism, where ξ_1 is the canonical contact structure on $ST^*\mathbb{T}^2$, and work of McDuff ([McD90]) and Lisca ([Lis08]) classified the exact fillings of lens spaces $(L(p, q), \xi_{std})$ up to diffeomorphism. Some classification results also exist for higher-dimensional contact manifolds, but giving precise symplecto-geometric descriptions of higher-dimensional fillings is difficult. The most famous result in high dimensions is probably the Eliashberg-Floer-McDuff theorem ([McD91]), which says that, up to diffeomorphism, (S^{2n-1}, ξ_{std}) has a unique symplectically aspherical strong symplectic filling, for all $n \geq 3$.

In [Men18], the second author introduced the notion of a *mixed torus* — a special kind of convex torus — in a contact 3-manifold, and showed that if (M, ξ) admits a mixed torus, then we may construct from any strong symplectic filling (W, ω) of (M, ξ) another symplectic manifold (W', ω') which strongly fills its boundary (M', ξ') . Moreover, the relationship between (W, ω) and (W', ω') may be stated rather explicitly, with (W, ω) obtained from (W', ω') by Liouville surgery in a prescribed manner. This allows us to leverage an understanding of the fillings of (M', ξ') into information about the fillings of (M, ξ) .

In this note we consider higher-genus analogues of mixed tori, which we call *splitting surfaces*. We will give a precise definition of splitting surfaces in Section 2, but a splitting surface of genus 1 is simply a mixed torus. The purpose of this note is to show that the main theorem of [Men18] continues to hold in any genus.

Theorem 1.1. *Let (M, ξ) be a closed, co-oriented 3-dimensional contact manifold and let (W, ω) be a strong (respectively, exact) filling of (M, ξ) . If (M, ξ) admits a splitting surface Σ of genus g , then there exists a symplectic manifold (W', ω') such that*

- (1) (W', ω') is a strong (respectively, exact) filling of its boundary (M', ξ') ;
- (2) there are Legendrian graphs $\Lambda_1, \Lambda_2 \subset \partial W'$ with standard neighborhoods $N(\Lambda_1), N(\Lambda_2)$ such that

$$M \simeq \left(\partial W' - \bigcup_{i=1}^2 \text{int}(N(\Lambda_i)) \right) / (\partial N(\Lambda_1) \sim \partial N(\Lambda_2)),$$

where the boundaries $\partial N(\Lambda_i)$ are glued in such a way that their dividing sets and meridians are identified;

- (3) (W, ω) can be recovered from (W', ω') by attaching a symplectic handle $(H_{R_+(\Sigma)}, \omega_\beta)$ constructed from the positive region of Σ .

The first use of mixed tori to classify symplectic fillings came in the form of [Men18, Theorem 1.2], where it is shown that if (M, ξ) is obtained from (M_0, ξ_0) by Legendrian surgery along a Legendrian knot which has been stabilized both positively and negatively, then every exact filling of (M, ξ) is obtained from an exact filling of (M_0, ξ_0) by attaching a round symplectic 1-handle along the Legendrian knot. In particular, this means that contact manifolds obtained from (S^3, ξ_{std}) by Legendrian surgery along twice-stabilized Legendrian knots have unique exact fillings. The following is then obtained by repeatedly applying [Men18, Theorem 1.2]:

Corollary 1.2. *Let $\Lambda \subset (S^3, \xi_{std})$ be a linear chain of Legendrian unknots, so that Legendrian surgery along Λ produces a tight lens space. If each unknot has been stabilized both positively and negatively, then this lens space admits a unique exact filling up to symplectomorphism.*

We mention this result here because the methods that were used to prove [Men18, Theorem 1.2] from [Men18, Theorem 1.1] could also be used to prove Corollary 1.2 from Theorem 1.1. An interesting (if vague) question is then the following: let $\Lambda \subset (S^3, \xi_{std})$ be a Legendrian link, and let (M, ξ) be the result of Legendrian surgery along Λ . Other than the condition listed in Corollary 1.2, are there topological properties of Λ or configurations of stabilizations on its components which force (M, ξ) to admit a splitting surface? Under what circumstances does this yield a classification of the fillings of (M, ξ) ?

Our strategy of proof for the main theorem follows in the tradition of Eliashberg's "filling by holomorphic disks," initiated in [Eli90]. A splitting surface $\Sigma \subset (M, \xi)$ of genus g gives us two surfaces in M with genus 0 and $g + 1$ boundary components, each of which can be lifted to a family of J -holomorphic curves in the symplectization of M . If we have a filling (W, ω) of (M, ξ) , these families can be extended to a single 1-dimensional family of J -holomorphic curves in the completion $(\widehat{W}, \widehat{\omega})$, and the geometric conditions on Σ will control the topology of this family. Removing a neighborhood of this family will lead us to the new symplectic manifold (W', ω') .

In Section 2 we recall some useful definitions and results from contact geometry and give a definition of our splitting surfaces. Section 3 contains the proof of Theorem 1.1.

Acknowledgements. The authors would like to thank Ko Honda for a number of helpful conversations and suggestions during the completion of this project.

2. BACKGROUND

Throughout this section we fix a closed contact 3-manifold (M, ξ) .

2.1. Fillings of contact manifolds. As mentioned above, many symplectic manifolds endow their boundaries with contact structures, and there are various levels of compatibility between the symplectic and contact structures. In the other direction, we say that our contact manifold (M, ξ) is *fillable* if it can be realized as the boundary of such a symplectic manifold. We have the following definitions.

Definition. Fix a co-oriented contact manifold (M, ξ) and suppose (W, ω) is a symplectic manifold with $\partial W = M$ as oriented manifolds. We say that (W, ω) is

- a *weak symplectic filling* of (M, ξ) if $\omega|_\xi > 0$;

- a *strong symplectic filling* of (M, ξ) if there is a 1-form λ on W such that $\omega = d\lambda$ on some neighborhood of ∂W and $\xi = \ker(\lambda|_{\partial W})$;
- an *exact filling* of (M, ξ) if there is a 1-form λ on W such that $\omega = d\lambda$ on all of W and $\xi = \ker(\lambda|_{\partial W})$.

We say that (M, ξ) is *weakly symplectically fillable*, *strongly symplectically fillable*, or *exactly fillable* if it admits a weak symplectic, strong symplectic, or exact filling, respectively.

Certainly every exact filling is a strong filling and every strong filling is a weak filling, so we have inclusions

$$\{\text{exactly fillable}\} \subseteq \{\text{strongly symplectically fillable}\} \subseteq \{\text{weakly symplectically fillable}\}.$$

One hypothesis of Theorem 1.1 is that our contact manifold (M, ξ) admits a strong or exact filling (W, ω) , so our manifolds will always be at least strongly fillable.

2.2. Convex surfaces. We quickly recall the notion of convexity in contact topology, as explored by Giroux in [Gir91]. First, a *contact vector field* on a contact 3-manifold (M, ξ) is a vector field whose flow preserves ξ . Notice that if λ is a contact form for ξ and X is a contact vector field, then

$$\mathcal{L}_X \lambda = g\lambda$$

for some positive smooth function g , so flowing along X produces conformal dilations of the contact form. For this reason we say that a surface $\Sigma \subset (M, \xi)$ is *convex* if there is a contact vector field for (M, ξ) which is transverse to Σ . An important observation is that convex surfaces exist in abundance.

Theorem 2.1 ([Gir91]). *Any closed surface in a contact manifold (M, ξ) is C^∞ -close to a convex surface.*

If $\Sigma \subset (M, \xi)$ is convex and X is a contact vector field transverse to Σ , then the *dividing set* of Σ is

$$\Gamma_\Sigma = \{p \in \Sigma \mid X(p) \in \xi_p\}.$$

Three important observations about the multi-curve Γ_Σ are

- (1) Γ_Σ divides Σ into positive and negative regions: $\Sigma \setminus \Gamma_\Sigma = R_+(\Sigma) \sqcup R_-(\Sigma)$;
- (2) Γ_Σ is transverse to the characteristic foliation Σ_ξ of Σ ;
- (3) Σ admits a volume form ω and a vector field Y so that Y points transversely out of $R_+(\Sigma)$ along Γ_Σ , directs Σ_ξ , and dilates ω in the sense that $\pm \mathcal{L}_Y \omega > 0$ on $R_\pm(\Sigma)$.

These three characteristics determine Γ_Σ up to isotopy, so we will refer to the dividing set Γ_Σ and the regions $R_\pm(\Sigma)$ of a convex surface Σ without reference to a particular contact vector field.

2.3. Bypasses and stabilizations. If $\Sigma \subset M$ is a convex surface, recall that a *bypass* for Σ is an oriented embedded half-disk D such that

- (1) ∂D is the union of two Legendrian arcs α_1, α_2 which intersect at their endpoints;
- (2) D intersects Σ transversely along α_1 ;
- (3) D has positive elliptic tangencies at $\alpha_1 \cap \alpha_2$, one negative elliptic tangency on the interior of α_1 , and only positive tangencies along α_2 , alternating between elliptic and hyperbolic;
- (4) α_1 intersects the dividing set Γ_Σ exactly at the elliptic points of α_1 .

We will refer to $\alpha_1 \subset D$ as the *attaching arc* for the bypass D , and we say that D *straddles* the component $c \subset \Gamma_\Sigma$ containing the negative elliptic tangency.

When a bypass D for Σ exists it is known that there is a neighborhood of $\Sigma \cup D$, diffeomorphic to $\Sigma \times [0, 1]$, such that $\Sigma_i = \Sigma \times \{i\}$, $i = 0, 1$, are convex and the dividing set Γ_{Σ_1} is obtained from Γ_{Σ_0} by Honda's *bypass attachment* operation, depicted in Figure 1. A bypass which does not change the dividing set is said to be *trivial*. The effect of bypass attachment on the dividing set of Σ can also be seen through Giroux's contact handle decompositions. The surface Σ_1 is obtained from Σ by attaching a contact 1-handle and then a contact 2-handle in topologically canceling manner. A detailed description of this process can be found in [Ozb11, Section 3].

We are now prepared to define our splitting surfaces.

Definition. We call a closed, connected, oriented, convex surface $\Sigma \subset (M, \xi)$ of genus g a *splitting surface* if

- (1) the regions $R_\pm(\Sigma)$ are planar, with $g + 1$ boundary components c_1, \dots, c_{g+1} ;

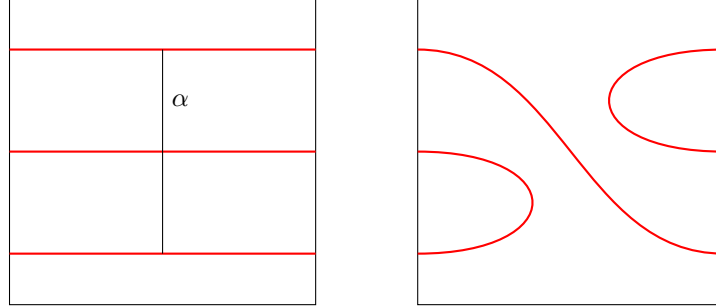


FIGURE 1. On the left, the dividing set Γ_{Σ_0} in a neighborhood the attaching arc α . On the right, the dividing set Γ_{Σ_1} .

- (2) there exist bypasses $D_1^\pm, \dots, D_g^\pm \subset (M, \xi)$, attached to Σ along Legendrian arcs $\alpha_1^\pm, \dots, \alpha_g^\pm$, with α_i^\pm straddling c_i and having its endpoints on c_{g+1} ;
- (3) for $i = 1, \dots, g$, there is an arc $a_i \subset c_{g+1}$ which contains the endpoints of α_i^+ and α_i^- , and contains no endpoints of α_j^\pm for $j \neq i$;
- (4) the bypasses D_1^+, \dots, D_g^+ are attached from one side of Σ and the bypasses D_1^-, \dots, D_g^- are attached from the other side.

2.4. Liouville hypersurfaces. The last statement of Theorem 1.1 says that we can obtain our original symplectic filling (W, ω) from our new filling (W', ω') by attaching a symplectic handle. The construction of the handle in question begins with the positive region $R_+(\Sigma)$ of our splitting surface, which is a *Liouville hypersurface*. In this section we want to review Avdek's definition ([Avd12]) of Liouville hypersurfaces and produce the corresponding symplectic handle.

Definition. A *Liouville domain* is a pair (Σ_L, β) , where

- (1) Σ_L is a smooth, compact manifold with boundary;
- (2) $d\beta$ is a symplectic form on Σ_L ;
- (3) the vector field X_β defined by $\iota_{X_\beta} d\beta = \beta$ points out of $\partial\Sigma_L$ transversely.

We call X_β the *Liouville vector field* for (Σ_L, β) .

Definition. Let (M, ξ) be a contact 3-manifold and let (Σ_L, β) be a 2-dimensional Liouville domain. A *Liouville embedding* $i: (\Sigma_L, \beta) \hookrightarrow (M, \xi)$ is an embedding for which there exists a contact form λ on (M, ξ) satisfying $i^*\lambda = \beta$. We call the image of a Liouville embedding a *Liouville hypersurface* and denote it by $(\Sigma_L, \beta) \subset (M, \xi)$.

The standard example of a Liouville hypersurface is the positive region of a convex surface. The following result says that these regions are in fact the source of all Liouville hypersurfaces.

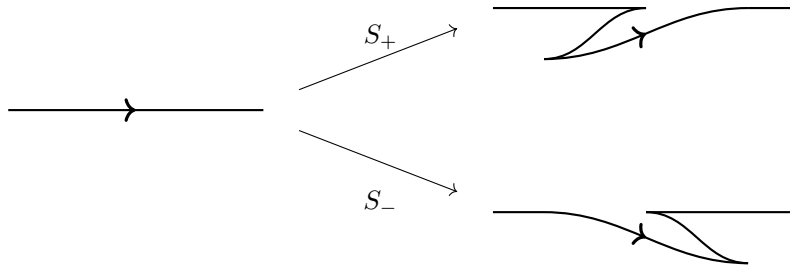


FIGURE 2. Stabilization of the x -axis in the front projection.

Proposition 2.2 ([Avd12, Proposition 6.3]). *A hypersurface $\Sigma_L \subset (M, \xi)$ is Liouville if and only if there is a convex hypersurface $\Sigma \subset (M, \xi)$ for which Σ_L is $R_+(\Sigma)$ minus some collar neighborhood of $\partial R_+(\Sigma)$.*

Given a Liouville hypersurface (Σ_L, β) , Avdek constructs a symplectic handle $(H_{\Sigma_L}, \omega_\beta)$, and we summarize this construction here. For full details see [Avd12].

The construction begins with a standard neighborhood $\mathcal{N}(\Sigma_L)$ of (Σ_L, β) in (M, ξ) . If λ is a contact form for (M, ξ) satisfying $\lambda|_{T\Sigma_L} = \beta$, then there is a neighborhood $N(\Sigma_L) = [-\epsilon, \epsilon] \times \Sigma_L$ with $\lambda|_{N(\Sigma_L)} = dz + \beta$, for some sufficiently small ϵ . This neighborhood will have corners at $\{\pm\epsilon\} \times \partial\Sigma_L$, but an edge-rounding process produces $\mathcal{N}(\Sigma_L)$, a neighborhood of (Σ_L, β) with smooth, convex boundary.

With an abstract copy of this standard neighborhood in hand, consider the symplectic manifold

$$(H_{\Sigma_L}, \omega_\beta) = ([-1, 1] \times \mathcal{N}(\Sigma), d\theta \wedge dz + d\beta),$$

where θ and z are the coordinates on $[-1, 1]$ and $[-\epsilon, \epsilon]$, respectively. This is the symplectic handle constructed from (Σ_L, β) . There is a vector field $V_\beta = z\partial_z + X_\beta$ which points transversely out of ∂H_{Σ_L} along $[-1, 1] \times \partial\mathcal{N}(\Sigma_L)$ and whose flow dilates ω_β . This vector field can be perturbed so that it also points into ∂H_{Σ_L} along $\{\pm 1\} \times \mathcal{N}(\Sigma_L)$, making this portion of $\partial H(\Sigma_L)$ concave while $[-1, 1] \times \partial\mathcal{N}(\Sigma_L)$ is convex.

Let us also describe how Avdek attaches the symplectic handle $(H_{\Sigma_L}, \omega_\beta)$ to a strong symplectic filling (W, ω) . For this attachment to be possible there must exist a pair of disjoint Liouville embeddings

$$i_1: (\Sigma_L, \beta) \hookrightarrow (M, \xi) \quad \text{and} \quad i_2: (\Sigma_L, \beta) \hookrightarrow (M, \xi),$$

where (M, ξ) is the boundary of (W, ω) . These embeddings admit standard neighborhoods $\mathcal{N}(i_1(\Sigma_L))$ and $\mathcal{N}(i_2(\Sigma_L))$, each contactomorphic to $\mathcal{N}(\Sigma_L)$. We form a sort of symplectic-filling-with-corners W^\square by removing $\mathcal{N}(i_1(\Sigma_L))$ and $\mathcal{N}(i_2(\Sigma_L))$ from (W, ω) and attaching H_{Σ_L} along $\{\pm 1\} \times \mathcal{N}(\Sigma_L)$. Because (W, ω) is a strong filling of (M, ξ) , there is a Liouville vector field on W pointing out of ∂W . We glue $(H_{\Sigma_L}, \omega_\beta)$ to $(W \setminus (\mathcal{N}(i_1(\Sigma_L)) \cup \mathcal{N}(i_2(\Sigma_L))), \omega)$ in such a way that this vector field agrees with V_β along $\{\pm 1\} \times \mathcal{N}(\Sigma_L)$. The edges of W^\square are then rounded to produce a new symplectic filling (W', ω') . This new filling is the result of attaching the handle $(H_{\Sigma_L}, \omega_\beta)$ to (W, ω) along $i_1(\Sigma_L)$ and $i_2(\Sigma_L)$.

3. PROOF OF THEOREM 1.1

Throughout this section we take (M, ξ) to be a contact manifold satisfying the hypotheses of Theorem 1.1. Let (W, ω) be a strong filling of (M, ξ) and Σ_g a splitting surface of genus g , with dividing set $\Gamma_{\Sigma_g} = c_1 \cup \dots \cup c_{g+1}$. There are attaching arcs $\alpha_1^\pm, \dots, \alpha_g^\pm$ and associated bypasses D_1^\pm, \dots, D_g^\pm as described in the definition of splitting surfaces.

We will denote by $(\widehat{W}, \widehat{\omega})$ the completion of (W, ω) , obtained by attaching the positive end $([0, \infty) \times M, d(e^t \alpha))$ of the symplectization of M . We take J to be an almost complex structure on \widehat{W} adapted to the contact form α for (M, ξ) . That is, J is translation invariant, $J\xi = \xi$, and $J\partial_t = R_\alpha$, where t is the $[0, \infty)$ -coordinate on the symplectization and R_α is the Reeb vector field for α .

We will prove Theorem 1.1 by adapting the proof of [Men18, Theorem 1.1]. Specifically, our goal is to use Σ_g to construct a 1-parameter family \mathcal{S} which sweeps out a properly embedded handlebody in $(\widehat{W}, \widehat{\omega})$. Removing this handlebody from (W, ω) will leave us with the desired manifold (W', ω') .

Because our proof is adapted from [Men18], many of our lemmas are arbitrary-genus analogues of lemmas found there. Some of these require new proofs, while others, such as the following standardization of the contact form on M , are genus-independent and therefore survive unaltered.

Lemma 3.1 ([Men18, Lemma 3.1]). *There is a choice of contact form on a neighborhood of Σ_g such that the components Γ_{Σ_g} are non-degenerate elliptic Reeb orbits of Conley-Zehnder index 1 with respect to the framing induced by Σ_g .*

Denote the Reeb orbits constructed in Lemma 3.1 by e_1, \dots, e_{g+1} , with e_{g+1} containing the endpoints of $\alpha_1^\pm, \dots, \alpha_g^\pm$ and e_i the dividing curve straddled by α_i^\pm . Menke's proof of Lemma 3.1 produces an explicit model for Σ_g with these orbits comprising the dividing set, and this model is depicted in Figure 3.

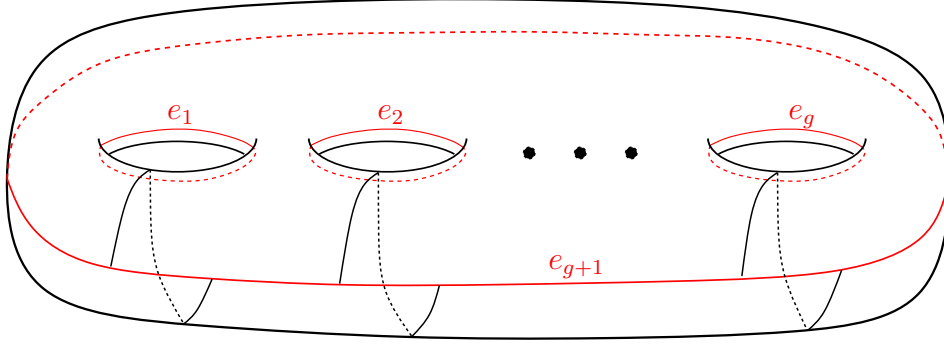


FIGURE 3. A splitting surface Σ_g with dividing curves e_1, \dots, e_{g+1} , each of which is an elliptic orbit with Conley-Zehnder index 1. Some of the attaching arcs are also depicted.

Lemma 3.2. *Let $\Sigma_g \subset (M, \xi)$ be a splitting surface of genus $g > 1$, with dividing set $e_1 \cup \dots \cup e_{g+1}$ and bypasses D_1^\pm, \dots, D_g^\pm as described above. There is a one-sided neighborhood*

$$N = N(\Sigma_g \cup D_1^+ \cup \dots \cup D_g^+)$$

and an extension of the contact form α chosen in Lemma 3.1 to N . This neighborhood contains contact 1-handles N_1^i , contact 2-handles N_2^i , and surfaces with corners $\Sigma_g^{i-1}, \Sigma_{g+1}^i$ of genus g and $(g+1)$, respectively, for $i = 1, \dots, g$. Moreover,

- (1) the boundary ∂N is given by Σ_g and $\tilde{\Sigma}$, where $\tilde{\Sigma}$ is another convex surface of genus g , with dividing set given by elliptic orbits $\tilde{e}_1, \dots, \tilde{e}_{g+1}$;
- (2) $\Sigma_g^0 = \Sigma_g$, and for $i = 1, \dots, g-1$, Σ_g^i meets $\tilde{\Sigma}$ in the orbits $\tilde{e}_1, \dots, \tilde{e}_i$, meets Σ_g in the orbits e_{i+1}, \dots, e_g , and has dividing set given by these orbits, along with an elliptic orbit e_{g+1}^{i+1} ;
- (3) for $i = 1, \dots, g$ we have a neighborhood

$$N(\Sigma_g^{i-1} \cup D_i^+) = N_1^i \cup_{\Sigma_{g+1}^i} N_2^i,$$

with Σ_{g+1}^i containing the orbits $\tilde{e}_1, \dots, \tilde{e}_{i-1}, e_i, \dots, e_g, e_{g+1}^{i+1}$, as well as the elliptic orbit \bar{e}_i ;

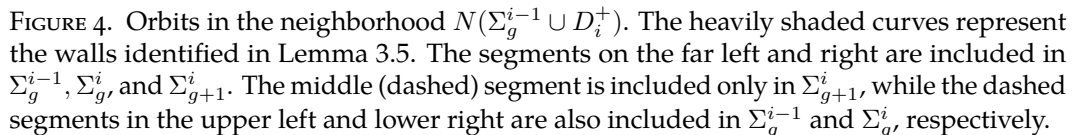
- (4) all of the elliptic orbits listed have Conley-Zehnder index 1;
- (5) the Reeb vector field R_α is positively (negatively) transverse to the positive (negative) region of each of the surfaces listed;
- (6) there are hyperbolic orbits h_{g+1}^i, \tilde{h}_i in N_1^i and N_2^i , respectively, which have Conley-Zehnder index 0 with respect to Σ_g ;
- (7) if γ is any other Reeb orbit in N and $\bar{\gamma}$ is any of e_i, h_{g+1}^i , or \tilde{h}_i , then

$$\mathcal{A}(\bar{\gamma}) < \mathcal{A}(\bar{e}_j), \mathcal{A}(\bar{e}_j) \ll \mathcal{A}(\gamma),$$

for all j . In particular, $\mathcal{A}(\gamma)$ is sufficiently large as to prohibit the existence of a pseudoholomorphic curve in the symplectization of M from having γ among its negative ends while its positive ends form a subset of the curves listed.

Proof. As in the proof of [Men18, Lemma 3.2], we obtain the neighborhood N by successively attaching the contact handles N_1^i and N_2^i , and we extend α to N by extending this contact form to each of these handles.

The first contact handle we attach, N_1^1 , corresponds to the bypass D_1^+ , which has its endpoints on e_{g+1} . Attaching this handle requires a convex-to-sutured boundary modification, which introduces the hyperbolic orbit h_{g+1}^1 . We then apply a sutured-to-convex boundary modification before attaching N_2^1 . The result is an extension of α to the neighborhood $N(\Sigma_g \cup D_1^+)$ as described, and we repeat this process inductively to obtain N . We choose our extension of α across each 1-handle so that the actions of \bar{e}_i and e_{g+1}^{i+1} are much larger than those of e_i, e_{g+1}^i , and h_{g+1}^i . The fact that all other Reeb orbits intersecting N have sufficiently large action as to be irrelevant follows from [Vau15, Theorem 2.1]. \square



As stated above, we will build a 1-parameter family of holomorphic curves in \widehat{W} that will sweep out a handlebody of genus g . The splitting surface Σ_g will help us do this by providing targets $R_{\pm}(\Sigma_g)$ for which our family can aim at its ends. That is, our 1-parameter family will have its ends in the symplectization part $[0, \infty) \times M$ of \widehat{W} , and we want the projection $\pi: [0, \infty) \times M \rightarrow M$ to take the ends of our family to the regions $R_{\pm}(\Sigma_g)$. The first step towards building our 1-parameter family is then to lift $R_{\pm}(\Sigma_g)$ to embedded holomorphic curves

We can obtain these lifts by employing the following strategy: for each $1 \leq i \leq g + 1$ we construct a holomorphic half-cylinder

which is positively asymptotic to e_i . These half-cylinders project under π to collar neighborhoods of e_1, \dots, e_{g+1} in $R_{\pm}(\Sigma_g)$, the deletion of which leaves R'_{\pm} , a 2-dimensional Weinstein domain. Our lifting problem is then solved if we can lift R'_{\pm} to a holomorphic curve in $\mathbb{R} \times M$ and then glue the holomorphic half-cylinders u_1, \dots, u_{g+1} to the boundary. The following lemma, proved in [Men18], allows us to lift R'_{\pm} .

The construction of the holomorphic half-cylinders u_1, \dots, u_{g+1} and the gluing of these to our lifts is also carried out in [Men18]; this establishes the following result.

such that

- (1) both are Fredholm regular with index 2 and positively asymptotic to e_1, \dots, e_{g+1} ;
(2) under the projection $\pi: [0, \infty) \times M \rightarrow M$ we have $\text{im}(\pi \circ u_{\pm}) = R_{\pm}(\Sigma_q)$.

The same holomorphic half-cylinder strategy is used in [Men18] to prove the next result that we will need. Because Σ_g is a splitting surface, it admits collections of bypasses \mathbf{D}_+ and \mathbf{D}_- from opposite sides, and Lemma 3.2 describes the orbits that appear in a neighborhood $N(\Sigma_g \cup \mathbf{D}_+ \cup \mathbf{D}_-)$. Specifically, Lemma 3.2 gives a list of relevant orbits in $N(\Sigma_g \cup \mathbf{D}_+)$, and produces a corresponding list in $N(\Sigma_g \cup \mathbf{D}_-)$. We distinguish the orbits in $N(\Sigma_g \cup \mathbf{D}_-)$ from those in $N(\Sigma_g \cup \mathbf{D}_+)$ with a prime (e.g., \bar{e}'_i instead of \bar{e}_i). Some of these orbits are represented diagrammatically in Figure 5. In Lemma 3.2, the attachment of the bypass D_i^+ was accomplished by attaching the contact handles N_1^i and N_2^i ; we use the handles $(N_2^i)'$ and $(N_1^i)'$ to

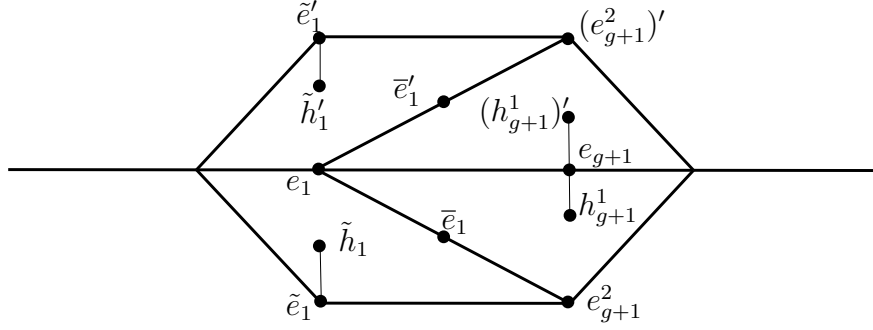


FIGURE 5. Orbits in the neighborhood $N(\Sigma_g \cup D_1^+ \cup D_1^-)$. The heavily shaded curves represent some of the walls identified in Lemma 3.5.

attach D_i^- . The same approach used to prove Lemma 3.4 produces a collection of holomorphic curves which project to $N(\Sigma_g \cup \mathbf{D}_+ \cup \mathbf{D}_-)$ and will be useful to us in constructing our 1-parameter family.

Lemma 3.5 ([Men18, Lemma 3.6]). *For $i = 1, \dots, g$, there are embedded holomorphic curves*

$$\bar{u}_{\pm,i}, \bar{u}'_{\pm,i}: S^2 \setminus \{p_1, \dots, p_{g+2}\} \rightarrow [0, \infty) \times N(\Sigma_g \cup \mathbf{D}_+ \cup \mathbf{D}_-)$$

and

$$\tilde{u}_{\pm,i}, \tilde{u}'_{\pm,i}: S^2 \setminus \{p_1, \dots, p_{g+1}\} \rightarrow [0, \infty) \times N(\Sigma_g \cup \mathbf{D}_+ \cup \mathbf{D}_-),$$

all Fredholm regular of index 2, all positively asymptotic to $\tilde{e}_1, \dots, \tilde{e}_{i-1}, e_{i+1}, \dots, e_g$, and additionally

- (1) $\bar{u}_{\pm,i}$ is positively asymptotic to e_i, \bar{e}_i , and e_{g+1}^{i+1} ;
- (2) $\bar{u}'_{\pm,i}$ is positively asymptotic to e_i, \bar{e}'_i , and $(e_{g+1}^{i+1})'$;
- (3) $\tilde{u}_{\pm,i}$ is positively asymptotic to \tilde{e}_i and e_{g+1}^{i+1} ;
- (4) $\tilde{u}'_{\pm,i}$ is positively asymptotic to \tilde{e}'_i and $(e_{g+1}^{i+1})'$.

Curves with the same asymptotic ends are distinguished by whether their projections to $\Sigma_g \subset M$ agree with that of $R_+(\Sigma_g)$ or $R_-(\Sigma_g)$.

The holomorphic curves given by Lemma 3.5 serve as “walls” between the contact handles that have been attached to Σ_g and will be used to enumerate certain holomorphic curves appearing in the symplectization $\mathbb{R} \times M$. Some of these walls are depicted as heavily shaded curves in Figure 4.

Let $\mathcal{M}(e_1, \dots, e_{g+1})$ be the index-2 moduli space of curves $u: S^2 \setminus \{p_1, \dots, p_{g+1}\} \rightarrow \mathbb{R} \times M$ which are positively asymptotic to e_1, \dots, e_{g+1} and homologous to either u_+ or u_- . This space admits an obvious translation action by \mathbb{R} , and the following lemma describes the compactification of $\mathcal{M}(e_1, \dots, e_{g+1})/\mathbb{R}$.

Lemma 3.6. *The compactification $\overline{\mathcal{M}(e_1, \dots, e_{g+1})/\mathbb{R}}$ contains a pair of closed intervals \mathcal{N}_{\pm} such that*

- (1) \mathcal{N}_{\pm} contains the equivalence class of u_{\pm} ;
- (2) the boundary $\partial\mathcal{N}_{\pm}$ contains a two-level holomorphic building with top level $v_{1,\pm}$ a cylinder positively asymptotic to e_{g+1} and negatively asymptotic to h_{g+1}^1 , and with bottom level $v_{0,\pm}$ positively asymptotic to $e_1, \dots, e_g, h_{g+1}^1$;
- (3) the other boundary element of $\partial\mathcal{N}_{\pm}$ is a two-level holomorphic building with top level $v'_{1,\pm}$ a cylinder positively asymptotic to e_{g+1} and negatively asymptotic to $(h_{g+1}^1)'$, and with bottom level $v'_{0,\pm}$ positively asymptotic to $e_1, \dots, e_g, (h_{g+1}^1)'$.

Proof. We assume that $\mathcal{A}(e_1) = \mathcal{A}(e_2) = \dots = \mathcal{A}(e_{g+1})$; we will use this action information as well as a description of the homology classes of the relevant curves to determine $\partial\mathcal{N}_{\pm}$. Consider

$$H_1(N(\Sigma_g \cup \mathbf{D}_+ \cup \mathbf{D}_-)) \simeq H_1(\Sigma_g) \simeq \mathbb{Z}^{2g},$$

and notice that we may choose curves $b_1, \dots, b_g \subset \Sigma_g$ so that $[e_1], \dots, [e_g], [b_1], \dots, [b_g]$ forms a basis for $H_1(\Sigma_g)$. Moreover, the curve b_i is chosen so that if the attaching arc α_i^{\pm} is joined with (a subarc of) the arc a_i identified in the definition of a splitting surface, then the resulting closed curve is homologous to b_i . After

orienting the curves b_1, \dots, b_g , we compute the following homology classes¹

$$(1) \quad [\tilde{e}_i] = [e_i] - \sum_{k=1}^{g-i} [b_{i+k}], \quad [e_{g+1}^i] = [e_{g+1}^{i-1}] + \sum_{k=1}^{g-i} [b_{i+k}], \quad \text{and} \quad [\bar{e}_i] = [b_i],$$

where $e_{g+1}^1 := e_{g+1}$. The equation on the left is valid for $1 \leq i \leq g$, the right is valid for $2 \leq i \leq g+1$, and we recall that $\tilde{e}_{g+1} = e_{g+1}^{g+1}$. Similarly,

$$(2) \quad [\tilde{e}'_i] = [e_i] + \sum_{k=1}^{g-i} [b_{i+k}], \quad [(e_{g+1}^i)'] = [(e_{g+1}^{i-1})'] + \sum_{k=1}^{g-i} [b_{i+k}], \quad \text{and} \quad [\bar{e}'_i] = -[b_i],$$

with the same conventions. Of course $[h_{g+1}^1] = [(h_{g+1}^1)'] = [e_{g+1}]$, while $[h_{g+1}^i] = [e_{g+1}^i]$ and $[(h_{g+1}^i)'] = [(e_{g+1}^i)']$ for $2 \leq i \leq g$. We also have $[h_i] = [\tilde{e}_i]$ for $1 \leq i \leq g$. Now suppose we have a $(k+1)$ -level holomorphic building $w_k \cup w_{k-1} \cup \dots \cup w_0$ in $\partial\mathcal{N}_\pm$, with top level w_k and bottom level w_0 . Let w_i^+ and w_i^- denote the sets of Reeb orbits to which w_i is positively and negatively asymptotic, respectively. We denote by $\mathcal{A}(w_i^\pm)$ the sum of the α -actions of the Reeb orbits in w_i^\pm and by $[w_i^\pm]$ the sum of their homology classes. Of course we must have $\mathcal{A}(w_i^-) < \mathcal{A}(w_i^+)$ and $[w_i^-] = [w_i^+]$. We also point out that the curves $\bar{u}_{\pm,i}, \bar{u}'_{\pm,i}, \tilde{u}_{\pm,i}$, and $\tilde{u}'_{\pm,i}$ are all disjoint from the curves u_\pm and hence, by the positivity of intersections, from our holomorphic building. In particular, these curves are disjoint from each level w_i . Moreover, the projections of these curves to M remain disjoint, so for each i , the image of $\pi \circ w_i$ is contained in a neighborhood N_1^j or $(N_2^j)'$, for some j .

Now because u_\pm is positively asymptotic to e_1, e_2, \dots, e_{g+1} we know that

$$w_k^+ \subseteq \{e_1, e_2, \dots, e_{g+1}\}.$$

We now consider the neighborhoods N_1^j or $(N_2^j)'$ in which $\pi \circ w_k$ might land. First, suppose that $\pi \circ w_k \subset N_1^j$ for some $j > 2$. Because Σ_g^{j-1} meets Σ_g in the curves e_j, \dots, e_g , we have

$$w_k^+ \subset \{e_j, \dots, e_g\} \quad \text{and} \quad w_k^- \subset \{e_j, \dots, e_g, \bar{e}_j, e_{g+1}^j, h_{g+1}^j, e_{g+1}^{j+1}\}.$$

The action bounds of Lemma 3.2 allow us to exclude other curves from w_k^- . From equation 1 we see that the homological requirement $[w_k^+] = [w_k^-]$ can only be satisfied if we have $w_k^+ = w_k^-$, and this of course violates the action requirement $\mathcal{A}(w_k^+) > \mathcal{A}(w_k^-)$. We conclude that $\pi \circ w_k$ cannot be contained in N_1^j if $j > 1$. A completely analogous argument shows that $\pi \circ w_k$ cannot be contained in $(N_2^j)'$ when $j > 1$.

So $\pi \circ w_k$ is contained in either N_1^1 or $(N_2^1)'$. In the first case we see that

$$w_k^+ \subset \{e_1, \dots, e_{g+1}\} \quad \text{and} \quad w_k^- \subset \{e_1, \dots, e_{g+1}, \bar{e}_1, h_{g+1}^1, e_{g+1}^2\},$$

again using the action bounds of Lemma 3.2. The homological requirement $[w_k^+] = [w_k^-]$ then leads us to

$$w_k^- = (w_k^+ \setminus \{e_{g+1}\}) \cup \{h_{g+1}^1\} \quad \text{or} \quad w_k^- = (w_k^+ \setminus \{e_{g+1}\}) \cup \{\bar{e}_1, e_{g+1}^2\}.$$

The latter case is ruled out by part 7 of Lemma 3.2 and the fact that $\mathcal{A}(w_k^-) < \mathcal{A}(w_k^+)$. So if $\pi \circ w_k$ is contained in N_1^1 , then $w_k^- = (w_k^+ \setminus \{e_{g+1}\}) \cup \{h_{g+1}^1\}$, and similarly if $\pi \circ w_k$ is contained in $(N_2^1)'$, then $w_k^- = (w_k^+ \setminus \{e_{g+1}\}) \cup \{(h_{g+1}^1)'\}$.

An important observation at this point is that w_k^- contains either h_{g+1}^1 or $(h_{g+1}^1)'$, and thus so does w_{k-1}^+ . As with $\pi \circ w_k$, $\pi \circ w_{k-1}$ must be contained in a neighborhood of the form N_1^j or $(N_2^j)'$. Indeed, if $h_{g+1}^1 \in w_{k-1}^+$, then $\pi \circ w_{k-1} \subset N_1^1$ and if $(h_{g+1}^1)' \in w_{k-1}^+$, then $\pi \circ w_{k-1} \subset (N_2^1)'$. We now consider these two cases.

If $\pi \circ w_{k-1}$ is contained in N_1^1 then

$$w_{k-1}^- \subseteq \{e_1, \dots, e_{g+1}, \bar{e}_1, h_{g+1}^1, e_{g+1}^2\}.$$

¹The curves b_1, \dots, b_g are not canonically oriented, but we fix their orientations according to equation 1.

Now w_{k-1}^+ must contain h_{g+1}^1 , must be homologous to w_{k-1}^- , and must satisfy $\mathcal{A}(w_{k-1}^-) < \mathcal{A}(w_{k-1}^+)$. The first two conditions are satisfied if

$$w_{k-1}^+ = \{e_1, \dots, e_g, h_{g+1}^1\} \quad \text{and} \quad w_{k-1}^- = \emptyset$$

or if

$$w_{k-1}^+ = \{h_{g+1}^1\} \cup \bar{w} \quad \text{and} \quad w_{k-1}^- = \{\bar{e}_1, e_{g+1}^2\} \cup \bar{w}$$

for some $\bar{w} \subseteq \{e_1, \dots, e_g\}$. However, the latter case is prohibited by the action bound, so we conclude that $w_{k-1}^- = \emptyset$, meaning that our building has height two. All that remains is to verify that the top level of our building is a cylinder. To see that this is the case, notice that w_{k-1} must be connected, since $w_{k-1}^+ = \{e_1, \dots, e_g, h_{g+1}^1\}$ and the only null-homologous combination of these positive ends is $e_1 + \dots + e_g + h_{g+1}^1$. So if w_k has more than one negative end, then the building $w_k \cup w_{k-1}$ has nonzero genus. Of course this is impossible, since all of the curves in $\mathcal{M}(e_1, \dots, e_{g+1})/\mathbb{R}$ are planar. So w_k is a cylinder with positive end e_{g+1} and negative end h_{g+1}^1 , as desired.

If instead the image of $\pi \circ w_{k-1}$ is contained in $(N_2^1)'$, then the same considerations lead us to conclude that w_k is a cylinder with positive end e_{g+1} and negative end $(h_{g+1}^1)'$, and that w_{k-1} is positively asymptotic to $e_1, \dots, e_g, h_{g+1}^1$, with no negative ends. We thus define $v_{0,\pm} = w_{k-1}$ and $v_{1,\pm} = w_k$ in the case that $\pi \circ w_{k-1}$ is contained in N_1^1 and define $v'_{0,\pm} = w_{k-1}$ and $v'_{1,\pm} = w_k$ in the case that $\pi \circ w_{k-1}$ is contained in $(N_2^1)'$. \square

Now let $\mathcal{M}_{\widehat{W}}(e_1, \dots, e_g, h_{g+1}^1)$ be the index-1 moduli space of holomorphic curves in \widehat{W} which are positively asymptotic to $e_1, \dots, e_g, h_{g+1}^1$ and represent the same homology class as $v_{0,+}$ or $v_{0,-}$, the curves identified (up to translation) in Lemma 3.6. The following lemma will allow us to use this moduli space to interpolate between $v_{0,+}$ and $v_{0,-}$, producing what will serve as the middle part of our 1-parameter family.

Lemma 3.7. *One component of the compactification $\overline{\mathcal{M}_{\widehat{W}}(e_1, \dots, e_g, h_{g+1}^1)}$ is a closed interval I with $\partial I = \{v_{0,+}, v_{0,-}\}$.*

Proof. We denote $\mathcal{M}_{\widehat{W}}(e_1, \dots, e_g, h_{g+1}^1)$ by $\mathcal{M}_{\widehat{W}}$ and investigate the objects that could appear in the boundary of the compactification of $\mathcal{M}_{\widehat{W}}$. Because this is an index-1 family, the compactification will not contain any nodal curves, and the only possible boundary elements are holomorphic buildings in the symplectization end of \widehat{W} . Suppose we have such a building, and let

$$w: S^2 \setminus \{p_1, \dots, p_k\} \rightarrow \mathbb{R} \times M$$

be its topmost level. As in the proof of Lemma 3.6, the curves $\bar{u}_{\pm,i}$, $\bar{u}'_{\pm,i}$, $\tilde{u}_{\pm,i}$, and $\tilde{u}'_{\pm,i}$ are all disjoint from elements of $\mathcal{M}_{\widehat{W}}$ and hence, by the positivity of intersections, from w . So the image of the projection $\pi \circ w$ must be contained in one of the neighborhoods $N_1^j, N_2^j, (N_1^j)', (N_2^j)'$ identified above. We claim that this is only possible if w is positively asymptotic to $e_1, \dots, e_g, h_{g+1}^1$ and has no negative ends.

We first show that $\pi \circ w$ cannot be contained in a neighborhood of the form N_2^j or $(N_1^j)'$. To this end, suppose that $\pi \circ w$ is contained in N_2^j . Then

$$w^+ \subset \{e_1, \dots, e_g\} \quad \text{and} \quad w^- \subset \{e_1, \dots, e_g, \bar{e}_j, \tilde{e}_j, \tilde{h}_j, e_{g+1}^{j+1}\}.$$

But the homology classes computed in equation 1 tell us that curves chosen in this way can only satisfy $[w_k^+] = [w_k^-]$ if in fact $w_k^+ = w_k^-$. Of course this violates the inequality $\mathcal{A}(w_k^+) > \mathcal{A}(w_k^-)$, and we see that $\pi \circ w$ cannot be contained in N_2^j for any j . The same reasoning shows that $\pi \circ w$ also cannot be contained in a neighborhood of the form $(N_1^j)'$.

Just as in the proof of Lemma 3.6, the projection $\pi \circ w$ of the topmost level w cannot be contained in N_1^j or $(N_2^j)'$ if $j > 1$. These leaves two possibilities — either $\pi \circ w$ is contained in N_1^1 , or in $(N_2^1)'$ — which we now consider.

Suppose that the image of $\pi \circ w$ is contained in N_1^1 , meaning that

$$w^+ \subseteq \{e_1, \dots, e_g, h_{g+1}^1\} \quad \text{and} \quad w^- \subseteq \{e_1, \dots, e_{g+1}, h_{g+1}^1, \bar{e}_1, e_{g+1}^2\}.$$

Again we must have $[w^+] = [w^-]$. Because we could have $[w^+] = 0$, it is possible that w^- is empty, and we have a holomorphic building of height one. Suppose this is not the case. Because $[h_{g+1}^1] = [e_{g+1}^1] + [\bar{e}_1] = [e_{g+1}]$,

one homological possibility is that as we move from w^+ to w^- we replace the curve h_{g+1}^1 with e_{g+1} or with e_{g+1}^2 and \bar{e}_1 . That is, if $w^- \neq \emptyset$, then either $w^+ = w^-$,

$$w^+ = \{h_{g+1}^1\} \cup \bar{w} \quad \text{and} \quad w^- = \{e_{g+1}\} \cup \bar{w}$$

for some $\bar{w} \subseteq \{e_1, \dots, e_g\}$, or

$$w^+ = \{h_{g+1}^1\} \cup \bar{w} \quad \text{and} \quad w^- = \{e_{g+1}^2, \bar{e}_1\} \cup \bar{w}.$$

However, all of these possibilities are prohibited by the action requirement $\mathcal{A}(w^-) < \mathcal{A}(w^+)$. The first possibility obviously violates this requirement, while the second and third do so because $\mathcal{A}(h_{g+1}^1) < \mathcal{A}(e_{g+1}) < \mathcal{A}(e_{g+1}^2) + \mathcal{A}(\bar{e}_1)$. From all of this we conclude that $w^- = \emptyset$ and thus w cannot be the topmost level of a building of height greater than one. The same reasoning shows that if $\pi \circ w$ is contained in $(N_2^1)'$ then $w^- = \emptyset$. So in any case, w^- is empty, and $\pi \circ w$ is contained in either N_1^1 or $(N_2^1)'$. But if $\pi \circ w$ is contained in $(N_2^1)'$, then

$$w^+ \subseteq \{e_1, \dots, e_g\},$$

so we cannot have $[w^+] = 0$. So in fact the image of $\pi \circ w$ lies in N_1^1 , and w has no negative ends.

So w is a holomorphic curve in the symplectization end of \widehat{W} positively asymptotic to $e_1, \dots, e_g, h_{g+1}^1$. In Lemma 3.6 we showed that there are precisely two such curves — $v_{0,+}$ and $v_{0,-}$ — so w must be one of these two. We conclude that

$$\overline{\partial \mathcal{M}_{\widehat{W}}(e_1, \dots, e_g, h_{g+1}^1)} = \{v_{0,+}, v_{0,-}\}.$$

So $\overline{\mathcal{M}_{\widehat{W}}(e_1, \dots, e_g, h_{g+1}^1)}$ contains the desired component I . \square

Lemma 3.8. *There is a 1-parameter family*

$$\mathcal{S} = \{u_t: S^2 \setminus \{p_1, \dots, p_{g+1}\} \rightarrow \widehat{W} \mid du_t \circ j = J \circ du_t\}_{t \in \mathbb{R}}$$

of embedded holomorphic curves in $(\widehat{W}, \widehat{\omega})$ such that

- (1) *for $t \gg 0$, the images of u_t and u_{-t} are contained in the symplectization part of \widehat{W} ;*
- (2) *for $t \gg 0$, the image of $\pi \circ u_{\pm t}$ is $R_{\pm}(\Sigma_g)$, where $\pi: [0, \infty) \times M \rightarrow M$ is the obvious projection;*
- (3) *the images of u_{t_1} and u_{t_2} are disjoint whenever $t_1 \neq t_2$.*

Proof. Consider the interval I given by Lemma 3.7. We take this interval to be the “middle part” of \mathcal{S} and for $t \gg 0$ we take $u_{\pm t}$ to be $v_{0,\pm}$, translated by $t + c$ in the symplectization end $[0, \infty) \times M$, where c is some constant. Property (1) follows immediately. Because $v_{0,\pm}$ is positively asymptotic to h_{g+1}^1 and not e_{g+1} , we must isotope Σ_g to ensure that $R_{\pm}(\Sigma_g) = \text{im}(\pi \circ v_{0,\pm})$ and thus satisfy property (2). Finally, notice that if $t_1 \neq t_2$ are large then the images of u_{t_1} and u_{t_2} are disjoint; the positivity of intersections and the homotopy invariance of the intersection number tells us that in fact u_{t_1} and u_{t_2} are disjoint for any $t_1 \neq t_2$. \square

Lemma 3.9. *The map $\iota: \mathbb{R} \times (S^2 \setminus \{p_1, \dots, p_{g+1}\}) \rightarrow \widehat{W}$ defined by*

$$\iota(t, x) := u_t(x),$$

with u_t as identified in Lemma 3.8, is an embedding of a genus- g handlebody into \widehat{W} .

Proof. For an arbitrary $t \in \mathbb{R}$ the curve u_t is an embedding and thus each curve $u_{t'}$, for t' near t , can be thought of as a section of the normal bundle N_{u_t} . We can compute the first Chern number of this bundle according to

$$c_1(N_{u_t}) = c_1(u_t^* T\widehat{W}) - \chi(S^2 \setminus \{p_1, \dots, p_{g+1}\}) = c_1(u_t^* T\widehat{W}) + g - 1,$$

but first we must compute $c_1(u_t^* T\widehat{W})$. For this we appeal to [Wen10a, Equation 1.1], which says that

$$2c_1(u_t^* T\widehat{W}) = \text{ind}(u_t) + \chi(S^2 \setminus \{p_1, \dots, p_{g+1}\}) - \mu_{CZ}(u_t),$$

where the last term is a signed count of the Conley-Zehnder indices of the orbits to which u_t is asymptotic. Then

$$2c_1(u_t^* T\widehat{W}) = 1 + (1 - g) - g = 2 - 2g,$$

so $c_1(u_t) = 1 - g$ and it follows that $c_1(N_{u_t}) = 0$. So sections of N_{u_t} are zero-free, meaning that ι is an embedding. \square

The stage is now set for the construction of (W', ω') , the symplectic manifold promised by Theorem 1.1. This construction proceeds exactly as in [Men18], with small changes to the statements of the lemmas found there. The strategy is to remove from W the handlebody $H \subset \widehat{W}$ embedded by ι in Lemma 3.9. This is done in stages. First W is enlarged to $W_R := W \cup ([0, R] \times M)$, with R chosen large enough that the projection of $u_{\pm t}$ to $[0, R] \times M$ is $R_{\pm}(\Sigma_g)$ minus a small collar neighborhood whenever $t \gg 0$. From W_R we remove $\tilde{N}(\Gamma_{\Sigma_g})$, a small tubular neighborhood of $\{R\} \times \Gamma_{\Sigma_g}$, leaving us with $W'_R := W_R - \tilde{N}(\Gamma_{\Sigma_g})$. This allows us to decompose $\partial W'_R$ into its horizontal part

$$(3) \quad \partial_h W'_R = \partial W'_R - \partial W_R \simeq \bigsqcup_{i=1}^{g+1} (S^1 \times D^2)$$

and its vertical part $\partial_v W'_R = \partial W'_R - \partial_h W'_R$, not unlike the boundary of a Lefschetz fibration over a Weinstein domain. Note that the deletion of $\tilde{N}(\Gamma_{\Sigma_g})$ from W_R removes small collar neighborhoods from $\{R\} \times R_{\pm}$, leaving us with $\{R\} \times R'_{\pm}$. We now begin modifying H in preparation for its removal from W'_R .

Lemma 3.10 ([Men18, Lemma 3.10]). *There exists an embedding $\Sigma_L \times [-T, T] \hookrightarrow W'_R$ so that*

- (1) Σ_L is a compact surface with genus 0 and $g + 1$ boundary components;
- (2) $\Sigma_L \times \{\pm T\} = \{R\} \times R'_{\pm}$;
- (3) using the identification given in equation (3) we have

$$\partial \Sigma_L \times \{t\} = \bigsqcup_{i=1}^{g+1} (S^1 \times \gamma(t)) \subset \partial_h W'_R$$

for $t \in [-T, T]$, where $\gamma(t)$ is the straight arc from $(-1, 0)$ to $(1, 0)$ in D^2 .

We denote the embedded copy of $\Sigma_L \times [-T, T]$ by $H' \subset W'_R$ and endow it with the obvious coordinates (x, t) . The following two results are proven in [Men18] and allow us to cut W'_R along H' to obtain a symplectic manifold (W', ω') that strongly fills its boundary.

Lemma 3.11 ([Men18, Lemma 3.11]). *Let $B = [-T, T] \times [-\epsilon, \epsilon]$ with coordinates (t, w) . After slight adjustments of H' and W'_R , there exists a neighborhood $N(H') \simeq H' \times [-\epsilon, \epsilon] \subset W'_R$ and a 1-form $\lambda = \lambda_B + \lambda_{\Sigma_L}$ on $N(H')$ such that*

- (1) $\Sigma_L \times \{\pm T\} \times [-\epsilon, \epsilon] \subset \partial_v W'_R$ and $(\partial \Sigma_L) \times B \subset \partial_h W'_R$;
- (2) λ_{Σ_L} is the Liouville form for R'_{\pm} ;
- (3) $\lambda_B = t dw$;
- (4) $d\lambda$ is the symplectic form on W'_R ;
- (5) λ agrees with the Liouville form on W'_R near $\partial W'_R$.

Lemma 3.12 ([Men18, Lemma 3.12]). *There exists a modification*

$$\lambda' = \lambda + d(tw) = 2t dw + w dt + \lambda_{\Sigma_L},$$

whose Liouville vector field $Z' = 2t\partial_t - w\partial_w + Z_{\Sigma_L}$ points into $N(H')$ along $w = \pm\epsilon$.

At last we define $W' := W'_R - N(H')$ and $\omega' := d\lambda'$ and from Lemma 3.12 we conclude that (W', ω') strongly fills its boundary. In case our original symplectic filling was exact we ask the same of (W', ω') . Once again we may appeal to [Men18], where the proof of the following lemma is genus-independent.

Lemma 3.13 ([Men18, Lemma 3.13]). *If $(W, \omega = d\beta)$ is an exact filling, then there exists a 1-parameter family of Liouville forms β_{τ} , $\tau \in [0, 1]$, on W'_R such that $\beta_0 = \beta$ and $\beta_1 = \lambda'$ on $N(H') \cap \{-\epsilon/2 \leq w \leq \epsilon/2\}$.*

Let us give an informal summary of the relationship between $\partial W'$ and M . The first step in constructing W' was to consider W_R , whose boundary is contactomorphic to M . From W_R we deleted a neighborhood of the dividing set of Σ_g . This provided a decomposition of $\partial W'_R$ into its horizontal and vertical parts, but the overall effect on ∂W_R was trivial. The last step in our construction — deleting $N(H')$ from W'_R — made the most substantive changes to the boundary. We first identified H' , a handlebody in W'_R which picked out for us two copies of Σ_L in $\partial W'_R$. Namely, H' distinguished the Liouville hypersurfaces $\Sigma_L \times \{\pm T\} = \{R\} \times R'_{\pm}$. Then $N(H')$ is a neighborhood of H' , part of whose boundary lies in $\partial W'_R$. The part of $\partial N(H')$ lying in the interior of W'_R consists of two disjoint copies of H' , and the part lying in $\partial W'_R$ includes $\Sigma_L \times \{\pm T\}$. So deleting $N(H')$ from W'_R cuts $\partial W'_R$ open along the Liouville hypersurfaces $\Sigma_L \times \{\pm T\}$ and glues in two

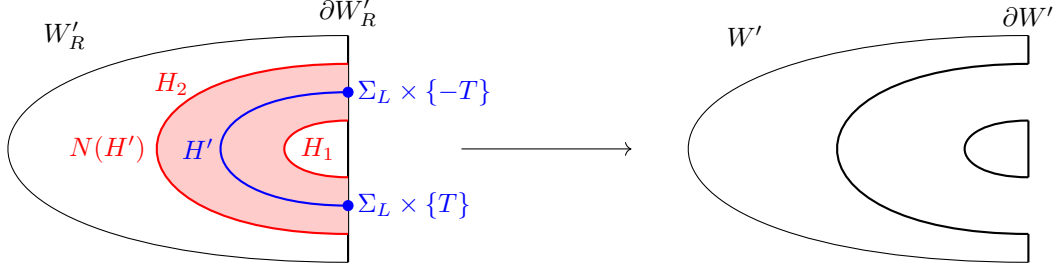


FIGURE 6. The removal of $N(H')$ from W'_R . On the right, $\partial W'$ has two connected components.

handlebodies modeled on H' . This process is depicted in Figure 6.

All that remains is to use symplectic handle attachment to recover W from W' . To this end we observe that the neighborhood $(N(H'), d\lambda')$ we have removed from W'_R is precisely the abstract symplectic handle $(H_{\Sigma_L}, \omega_{\lambda_{\Sigma_L}})$ constructed from the Liouville domain $(\Sigma_L, \lambda_{\Sigma_L})$. That is, we have obtained W' from W by removing a symplectic handle, and thus may recover W by reattaching said handle as described in Section 2.

REFERENCES

- [Avd12] Russell Avdek. Liouville hypersurfaces and connect sum cobordisms. *arXiv preprint arXiv:1204.3145*, 2012.
- [EG91] Yakov Eliashberg and Mikhael Gromov. Convex symplectic manifolds. *Proc. Sympos. Pure Math.*, 52.2:135–162, 1991.
- [EH02] John B Etnyre and Ko Honda. Tight contact structures with no symplectic fillings. *Invent. Math.*, 148(3):609–626, 2002.
- [Eli90] Yakov Eliashberg. Filling by holomorphic discs and its applications. *London Math. Soc. Lecture Note Ser., Geometry of Low-Dimensional Manifolds*, 2(151):45–67, 1990.
- [Eli96] Y. Eliashberg. Unique holomorphically fillable contact structure on the 3-torus. *Int. Math. Res. Not. IMRN*, 1996(2):77–82, 1996.
- [Ghi05] Paolo Ghiggini. Strongly fillable contact 3-manifolds without Stein fillings. *Geom. Topol.*, 9(3):1677–1687, 2005.
- [Gir91] Emmanuel Giroux. Convexit  en topologie de contact. *Comment. Math. Helv.*, 66(1):637–677, 1991.
- [Gro85] Mikhael Gromov. Pseudoholomorphic curves in symplectic manifolds. *Invent. Math.*, 82(2):307–347, 1985.
- [HKM05] Ko Honda, William H Kazez, and Gordana Matić. Pinwheels and bypasses. *Algebr. Geom. Topol.*, 5(2):769–784, 2005.
- [Lis08] Paolo Lisca. On symplectic fillings of lens spaces. *Trans. Amer. Math. Soc.*, 360(2):765–799, 2008.
- [McD90] Dusa McDuff. The structure of rational and ruled symplectic 4-manifolds. *J. Amer. Math. Soc.*, 3(3):679–712, 1990.
- [McD91] Dusa McDuff. Symplectic manifolds with contact type boundaries. *Invent. Math.*, 103(1):651–671, 1991.
- [Men18] Michael Menke. A JSJ-type decomposition theorem for symplectic fillings. *arXiv preprint arXiv:1807.03420*, 2018.
- [Ozb11] Burak Ozbagci. Contact handle decompositions. *Topology Appl.*, 158(5):718–727, 2011.
- [Vau15] Anne Vaugon. Reeb periodic orbits after a bypass attachment. *Ergodic Theory Dynam. Systems*, 35(2):615–672, 2015.
- [Wen10a] Chris Wendl. Automatic transversality and orbifolds of punctured holomorphic curves in dimension four. *Comment. Math. Helv.*, 85:347–407, 2010.
- [Wen10b] Chris Wendl. Strongly fillable contact manifolds and J -holomorphic foliations. *Duke Math. J.*, 151(3):337–384, 2010.