

Keep Calm and Switch On! Preserving Sentiment and Fluency in Semantic Text Exchange

Steven Y. Feng*

Aaron W. Li*

Jesse Hoey

David R. Cheriton School of Computer Science
University of Waterloo
Waterloo, Ontario, Canada
{sy2feng, w89li, jhoey}@uwaterloo.ca

Abstract

In this paper, we present a novel method for measurably adjusting the semantics of text while preserving its sentiment and fluency, a task we call *semantic text exchange*. This is useful for text data augmentation and the semantic correction of text generated by chatbots and virtual assistants. We introduce a pipeline called *SMERTI* that combines entity replacement, similarity masking, and text infilling. We measure our pipeline’s success by its *Semantic Text Exchange Score (STES)*: the ability to preserve the original text’s sentiment and fluency while adjusting semantic content. We propose to use *masking (replacement) rate threshold* as an adjustable parameter to control the amount of semantic change in the text. Our experiments demonstrate that *SMERTI* can outperform baseline models on Yelp reviews, Amazon reviews, and news headlines.

1 Introduction

There has been significant research on style transfer, with the goal of changing the style of text while preserving its semantic content. The alternative where semantics are adjusted while keeping style intact, which we call *semantic text exchange (STE)*, has not been investigated to the best of our knowledge. Consider the following example, where the replacement entity defines the new semantic context:

Original Text: *It is **sunny** outside! Ugh, that means I must **wear sunscreen**. I hate being **sweaty and sticky all over**.*

Replacement Entity: weather = *rainy*

Desired Text: *It is **rainy** outside! Ugh, that means I must **bring an umbrella**. I hate being **wet and having to carry it around**.*

The weather within the original text is sunny,

* Authors contributed equally

whereas the actual weather may be rainy. Not only is the word *sunny* replaced with *rainy*, but the rest of the text’s content is changed while preserving its negative sentiment and fluency.

With the rise of natural language processing (NLP) has come an increased demand for massive amounts of text data. Manually collecting and scraping data requires a significant amount of time and effort, and data augmentation techniques for NLP are limited compared to fields such as computer vision. STE can be used for text data augmentation by producing various modifications of a piece of text that differ in semantic content.

Another use of STE is in building emotionally aligned chatbots and virtual assistants. This is useful for reasons such as marketing, overall enjoyment of interaction, and mental health therapy. However, due to limited data with emotional content in specific semantic contexts, the generated text may contain incorrect semantic content. STE can adjust text semantics (e.g. to align with reality or a specific task) while preserving emotions.

One specific example is the development of virtual assistants with adjustable socio-emotional personalities in the effort to construct assistive technologies for persons with cognitive disabilities. Adjusting the emotional delivery of text in subtle ways can have a strong effect on the adoption of the technologies (Robillard et al., 2018). It is challenging to transfer style this subtly due to lack of datasets on specific topics with consistent emotions. Instead, large datasets of emotionally consistent interactions not confined to specific topics exist. Hence, it is effective to generate text with a particular emotion and then adjust its semantics.

We propose a pipeline called *SMERTI* (pronounced ‘*smarty*’) for STE.¹ Combining entity replacement (ER), similarity masking (SM), and text

¹Code for *SMERTI* (including Google Colab links) can be found at <https://github.com/styfeng/SMERTI>

infilling (TI), SMERTI can modify the semantic content of text. We define a metric called the *Semantic Text Exchange Score (STES)* that evaluates the overall ability of a model to perform STE, and an adjustable parameter *masking (replacement) rate threshold (MRT/RRT)* that can be used to control the amount of semantic change.

We evaluate on three datasets: Yelp and Amazon reviews (He and McAuley, 2016), and Kaggle news headlines (Misra, 2018). We implement three baseline models for comparison: Noun WordNet Semantic Text Exchange Model (NWN-STEM), General WordNet Semantic Text Exchange Model (GWN-STEM), and Word2Vec Semantic Text Exchange Model (W2V-STEM).

We illustrate the STE performance of two SMERTI variations on the datasets, demonstrating outperformance of the baselines and pipeline stability. We also run a human evaluation supporting our results. We analyze the results in detail and investigate relationships between the semantic change, fluency, sentiment, and MRT/RRT. Our major contributions can be summarized as:

- We define a new task called *semantic text exchange (STE)* with increasing importance in NLP applications that modifies text semantics while preserving other aspects such as sentiment.
- We propose a pipeline *SMERTI* capable of multi-word entity replacement and text infilling, and demonstrate its outperformance of baselines.
- We define an evaluation metric for overall performance on semantic text exchange called the *Semantic Text Exchange Score (STES)*.

2 Related Work

2.1 Word and Sentence-level Embeddings

Word2Vec (Mikolov et al., 2013a,b) allows for analogy representation through vector arithmetic. We implement a baseline (W2V-STEM) using this technique. The Universal Sentence Encoder (USE) (Cer et al., 2018) encodes sentences and is trained on a variety of web sources and the Stanford Natural Language Inference corpus (Bowman et al., 2015). Flair embeddings (Akbi et al., 2018) are based on architectures such as BERT (Devlin et al., 2019). We use USE for SMERTI as it is designed for transfer learning and shows higher performance on textual similarity tasks compared to other models (Perone et al., 2018).

2.2 Text Infilling

Text infilling is the task of filling in missing parts of sentences called masks. MaskGAN (Fedus et al., 2018) is restricted to a single word per mask token, while SMERTI is capable of variable length infilling for more flexible output. Zhu et al. (2019) uses a transformer-based architecture. They fill in random masks, while SMERTI fills in masks guided by semantic similarity, resulting in more natural infilling and fulfillment of the STE task.

2.3 Style and Sentiment Transfer

Notable works in style/sentiment transfer include (Shen et al., 2017; Fu et al., 2018; Li et al., 2018; Xu et al., 2018). They attempt to learn latent representations of various text aspects such as its context and attributes, or separate style from content and encode them into hidden representations. They then use an RNN decoder to generate a new sentence given a targeted sentiment attribute.

2.4 Review Generation

Hovy (2016) generates fake reviews from scratch using language models. (Lipton et al., 2015; Dong et al., 2017; Juuti et al., 2018) generate reviews from scratch given auxiliary information (e.g. the item category and star rating). Yao et al. (2017) generates reviews using RNNs with two components: generation from scratch and review customization (Algorithm 2 in Yao et al. (2017)). They define review customization as modifying the generated review to fit a new topic or context, such as from a Japanese restaurant to an Italian one. They condition on a keyword identifying the desired context, and replace similar nouns with others using WordNet (Miller, 1995). They require a “reference dataset” (required to be “on topic”; easy enough for restaurant reviews, but less so for arbitrary conversational agents). As noted by Juuti et al. (2018), the method of Yao et al. (2017) may also replace words independently of context. We implement their review customization algorithm (NWN-STEM) and a modified version (GWN-STEM) as baseline models.

3 SMERTI

3.1 Overview

The task is to transform a corpus C of lines of text S_i and associated replacement entities RE_i : $C = \{(S_1, RE_1), (S_2, RE_2), \dots, (S_n, RE_n)\}$ to a modified corpus $\hat{C} = \{\hat{S}_1, \hat{S}_2, \dots, \hat{S}_n\}$, where

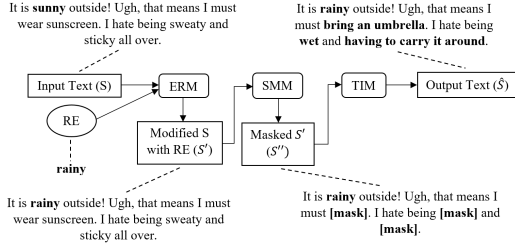


Figure 1: Overall architecture and example, showing the three modules: Entity Replacement (ERM), Similarity Masking (SMM), and Text Infilling (TIM)

\hat{S}_i are the original text lines S_i replaced with RE_i and overall semantics adjusted. SMERTI consists of the following modules, shown in Figure 1:

1. Entity Replacement Module (ERM): Identify which word(s) within the original text are best replaced with the RE , which we call the Original Entity (OE). We replace OE in S with RE . We call this modified text S' .
2. Similarity Masking Module (SMM): Identify words/phrases in S' similar to OE and replace them with a $[mask]$. Group adjacent $[mask]$ s into a single one so we can fill a variable length of text into each. We call this masked text S'' .
3. Text Infilling Module (TIM): Fill in $[mask]$ tokens with text that better suits the RE . This will modify semantics in the rest of the text. This final output text is called \hat{S} .

3.2 Entity Replacement Module (ERM)

For entity replacement, we use a combination of the Universal Sentence Encoder (Cer et al., 2018) and Stanford Parser (Chen and Manning, 2014).

Stanford Parser

The Stanford Parser is a constituency parser that determines the grammatical structure of sentences, including phrases and part-of-speech (POS) labelling. By feeding our RE through the parser, we are able to determine its parse-tree. Iterating through the parse-tree and its sub-trees, we can obtain a list of constituent tags for the RE . We then feed our input text S through the parser, and through a similar process, we can obtain a list of leaves (where leaves under a single label are concatenated) that are equal or similar to any of the RE constituent tags. This generates a list of entities having the same (or similar) grammatical structure as the RE , and are likely candidates for

the OE . We then feed these entities along with the RE into the Universal Sentence Encoder (USE).

Universal Sentence Encoder (USE)

The USE is a sentence-level embedding model that comes with a deep averaging network (DAN) and transformer model (Cer et al., 2018). We choose the transformer model as these embeddings take context into account, and the exact same word/phrase will have a different embedding depending on its context and surrounding words.

We compute the semantic similarity between two embeddings u and v : $sim(u, v)$, using the angular (cosine) distance, defined as: $\cos(\theta_{u,v}) = (u \cdot v) / (||u|| ||v||)$, such that $sim(u, v) = 1 - \frac{1}{\pi} \arccos(\cos(\theta_{u,v}))$. Results are in $[0, 1]$, with higher values representing greater similarity.

Using USE and the above equation, we can identify words/phrases within the input text S which are most similar to RE . To assist with this, we use the Stanford Parser as described above to obtain a list of candidate entities. In the rare case that this list is empty, we feed in each word of S into USE, and identify which word is the most similar to RE . We then replace the most similar entity or word (OE) with the RE and generate S' .

An example of this entity replacement process is in Figure 2. Two parse-trees are shown: for RE (a) and S (b) and (c). Figure 2(d) is a semantic similarity heat-map generated from the USE embeddings of the candidate OE s and RE , where values are similarity scores in the range $[0, 1]$.

As seen in Figure 2(d), we calculate semantic similarities between RE and entities within S which have *noun* constituency tags. Looking at the row for our RE *restaurant*, the most similar entity (excluding itself) is *hotel*. We can then generate:

$S' = i \text{ love this restaurant ! the beds are comfortable and the service is great !}$

3.3 Similarity Masking Module (SMM)

Next, we mask words similar to OE to generate S'' using USE. We look at semantic similarities between every word in S and OE , along with semantic similarities between OE and the candidate entities determined in the previous ERM step to broaden the range of phrases our module can mask. We ignore RE , OE , and any entities or phrases containing OE (for example, *'this hotel'*).

After determining words similar to the OE (discussed below), we replace each of them with a

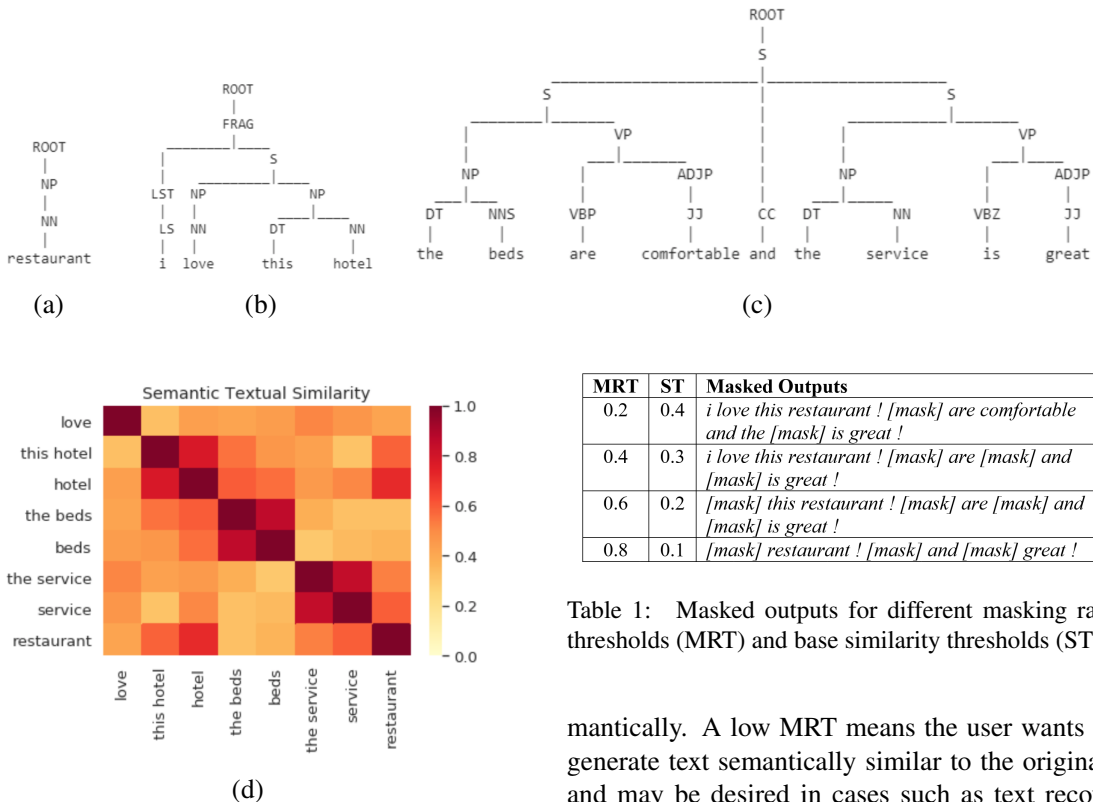


Figure 2: ERM example with $S = i\ love\ this\ hotel\ !\ the\ beds\ are\ comfortable\ and\ the\ service\ is\ great\ !$ and $RE = restaurant$ showing (a) Parse tree for RE ; (b) and (c) Parse tree for S ; (d) Semantic similarity heat map

$[mask]$ token. Next, we replace $[mask]$ tokens adjacent to each other with a single $[mask]$.

We set a base similarity threshold (ST) that selects a subset of words to mask. We compare the actual fraction of masked words to the masking rate threshold (MRT), as defined by the user, and increase ST in intervals of 0.05 until the actual masking rate falls below the MRT.² Some sample masked outputs (S'') using various MRT-ST combinations for the previous example are shown in Table 1 (more examples in Appendix A).

The MRT is similar to the temperature parameter used to control the “novelty” of generated text in works such as Yao et al. (2017). A high MRT means the user wants to generate text very semantically dissimilar to the original, and may be desired in cases such as creating a lively chatbot or correcting text that is heavily incorrect se-

²There are certain cases where two or more outputs for different MRT may be equal. This occurs when a valid ST cannot be found that masks a larger portion of the sentence without going over MRT.

MRT	ST	Masked Outputs
0.2	0.4	<i>i love this restaurant ! [mask] are comfortable and the [mask] is great !</i>
0.4	0.3	<i>i love this restaurant ! [mask] are [mask] and [mask] is great !</i>
0.6	0.2	<i>[mask] this restaurant ! [mask] are [mask] and [mask] is great !</i>
0.8	0.1	<i>[mask] restaurant ! [mask] and [mask] great !</i>

Table 1: Masked outputs for different masking rate thresholds (MRT) and base similarity thresholds (ST)

mantically. A low MRT means the user wants to generate text semantically similar to the original, and may be desired in cases such as text recovery, grammar correction, or correcting a minor semantic error in text. By varying the MRT, various pieces of text that differ semantically in subtle ways can be generated, assisting greatly with text data augmentation. The MRT also affects sentiment and fluency, as we show in Section 6.5.

3.4 Text Infilling Module (TIM)

We use two seq2seq models for our TIM: an RNN (recurrent neural network) model (Sutskever et al., 2014) (called SMERTI-RNN), and a transformer model (called SMERTI-Transformer).

Bidirectional RNN with Attention

We use a bidirectional variant of the GRU (Cho et al., 2014), and hence two RNNs for the encoder: one reads the input sequence in standard sequential order, and the other is fed this sequence in reverse. The outputs are summed at each time step, giving us the ability to encode information from both past and future context.

The decoder generates the output in a sequential token-by-token manner. To combat information loss, we implement the attention mechanism (Bahdanau et al., 2015). We use a Luong attention layer (Luong et al., 2015) which uses global attention, where all the encoder’s hidden states are considered, and use the decoder’s current time-step

hidden state to calculate attention weights. We use the dot score function for attention, where h_t is the current target decoder state and \bar{h}_s is all encoder states: $score(h_t, \bar{h}_s) = h_t^T \bar{h}_s$.

Transformer

Our second model makes use of the transformer architecture, and our implementation replicates Vaswani et al. (2017). We use an encoder-decoder structure with a multi-head self-attention token decoder to condition on information from both past and future context. It maps a query and set of key-value pairs to an output. The queries and keys are of dimension d_k , and values of dimension d_v . To compute the attention, we pack a set of queries, keys, and values into matrices Q , K , and V , respectively. The matrix of outputs is computed as:

$$Attention(Q, K, V) = softmax\left(\frac{QK^T}{\sqrt{d_k}}\right)V \quad (1)$$

Multi-head attention allows the model to jointly attend to information from different positions. The decoder can make use of both local and global semantic information while filling in each *[mask]*.

4 Experiment

4.1 Datasets

We train our two TIMs on the three datasets. The Amazon dataset (He and McAuley, 2016) contains over 83 million user reviews on products, with duplicate reviews removed. The Yelp dataset includes over six million user reviews on businesses. The news headlines dataset from Kaggle contains approximately 200,000 news headlines from 2012 to 2018 obtained from HuffPost (Misra, 2018).

We filter the text to obtain reviews and headlines which are English, do not contain hyperlinks and other obvious noise, and are less than 20 words long. We found that many longer than twenty words ramble on and are too verbose for our purposes. Rather than filtering by individual sentences we keep each text in its entirety so SMERTI can learn to generate multiple sentences at once. We preprocess the text by lowercasing and removing rare/duplicate punctuation and space.

For Amazon and Yelp, we treat reviews greater than three stars as containing positive sentiment, equal to three stars as neutral, and less than three stars as negative. For each training and testing set, we include an equal number of randomly selected

positive and negative reviews, and half as many neutral reviews. This is because neutral reviews only occupy one out of five stars compared to positive and negative which occupy two each. Our dataset statistics can be found in Appendix B.

4.2 Experiment Details

To set up our training and testing data for text infilling, we mask the text. We use a tiered masking approach: for each dataset, we randomly mask 15% of the words in one-third of the lines, 30% of the words in another one-third, and 45% in the remaining one-third. These masked texts serve as the inputs, while the original texts serve as the ground-truth. This allows our TIM models to learn relationships between masked words and relationships between masked and unmasked words.

The bidirectional RNN decoder fills in blanks one by one, with the objective of minimizing the cross entropy loss between its output and the ground-truth. We use a hidden size of 500, two layers for the encoder and decoder, teacher-forcing ratio of 1.0, learning rate of 0.0001, dropout of 0.1, batch size of 64, and train for up to 40 epochs.

For the transformer, we use scaled dot-product attention and the same hyperparameters as Vaswani et al. (2017). We use the Adam optimizer (Kingma and Ba, 2014) with $\beta_1 = 0.9$, $\beta_2 = 0.98$, and $\epsilon = 10^{-9}$. As in Vaswani et al. (2017), we increase the *learning_rate* linearly for the first *warmup_steps* training steps, and then decrease the *learning_rate* proportionally to the inverse square root of the step number. We set *factor* = 1 and use *warmup_steps* = 2000. We use a batch size of 4096, and we train for up to 40 epochs.

4.3 Baseline Models

We implement three models to benchmark against.³ First is NWN-STEM (Algorithm 2 from Yao et al. (2017)). We use the training sets as the “reference review sets” to extract similar nouns to the *RE* (using $MIN_{sim} = 0.1$). We then replace nouns in the text similar to the *RE* with nouns extracted from the associated reference review set.

Secondly, we modify NWN-STEM to work for verbs and adjectives⁴, and call this GWN-STEM. From the reference review sets, we extract similar nouns, verbs, and adjectives to the *RE* (using

³See Appendix C for more implementation details

⁴WordNet can only work for single words (and not phrases). Also, it turns out that it cannot work for most adjective *RE*s, as discussed in Appendix C

$MIN_{sim} = 0.1$), where the RE is now not restricted to being a noun. We replace nouns, verbs, and adjectives in the text similar to the RE with those extracted from the associated reference review set.

Lastly, we implement W2V-STEM using Gensim (Řehůřek and Sojka, 2010). We train uni-gram Word2Vec models for single word RE s, and four-gram models for phrases. Models are trained on the training sets. We use cosine similarity to determine the most similar word/phrase in the input text to RE , which is the replaced OE . For all other words/phrases, we calculate $w'_i = w_i - w_{OE} + w_{RE}$, where w_i is the original word/phrase’s embedding vector, w_{OE} is the OE ’s, w_{RE} is the RE ’s, and w'_i is the resulting embedding vector. The replacement word/phrase is w'_i ’s nearest neighbour. We use similarity thresholds to adjust replacement rates (RR) and produce text under various replacement rate thresholds (RRT).

5 Evaluation

5.1 Evaluation Setup

We manually select 10 nouns, 10 verbs, 10 adjectives, and 5 phrases from the top 10% most frequent words/phrases in each test set as our evaluation RE s. We filter the verbs and adjectives through a list of sentiment words (Hu and Liu, 2004) to ensure we do not choose RE s that would obviously significantly alter the text’s sentiment.⁵

For each evaluation RE , we choose one-hundred lines from the corresponding test set that does not already contain RE . We choose lines with at least five words, as many with less carry little semantic meaning (e.g. ‘Great!’, ‘It is okay’). For Amazon and Yelp, we choose 50 positive and 50 negative lines per RE .⁶ We repeat this process three times, resulting in three sets of 1000 lines per dataset per POS (excluding phrases), and three sets of 500 lines per dataset for phrases. Our final results are averaged metrics over these three sets.

For SMERTI-Transformer, SMERTI-RNN, and W2V-STEM, we generate four outputs per text for MRT/RRT of 20%, 40%, 60%, and 80%, which represent upper-bounds on the percentage of the input that can be masked and/or replaced. Note that NWN-STEM and GWN-STEM can only evaluate on limited POS and their maximum replace-

⁵A list of the chosen RE s along with more detailed explanation of how they were selected is in Appendix D

⁶We don’t test on neutral reviews as evaluation of accuracy in sentiment is less well defined (i.e. most “neutral” reviews actually carry more positive or negative sentiment)

ment rates are limited.⁷ We select MIN_{sim} values of 0.075 and 0 for nouns and 0.1 and 0 for verbs, as these result in replacement rates approximately equal to the actual MR/RR of the other models’ outputs for 20% and 40% MRT/RRT, respectively.

5.2 Key Evaluation Metrics

Fluency (SLOR) We use syntactic log-odds ratio (SLOR) (Kann et al., 2018) for sentence level fluency and modify from their word-level formula to character-level ($SLO R_c$). We use Flair perplexity values from a language model trained on the One Billion Words corpus (Chelba et al., 2013):

$$SLO R_c(S) = \frac{1}{|S|} (\ln(p_M(S)) - \frac{\ln(\prod_{w \in S} p_M(w))}{\sum_{w \in S} |w|}) \quad (2)$$

$$= -\ln(PPL_s) + \frac{\sum_{w \in S} |w| \ln(PPL_w)}{\sum_{w \in S} |w|} \quad (3)$$

where $|S|$ and $|w|$ are the character lengths of the input text S and the word w , respectively, $p_M(S)$ and $p_M(w)$ are the probabilities of S and w under the language model M , respectively, and PPL_S and PPL_w are the character-level perplexities of S and w , respectively. SLOR (from hereon we refer to character-level SLOR as simply SLOR) measures aspects of text fluency such as grammaticality. Higher values represent higher fluency.

We rescale resulting SLOR values to the interval [0,1] by first fitting and normalizing a Gaussian distribution. We then truncate normalized data points outside [-3,3], which shifts approximately 0.69% of total data. Finally, we divide each data point by six and add 0.5 to each result.

Sentiment Preservation Accuracy (SPA) is defined as the percentage of outputs that carry the same sentiment as the input. We use VADER (Hutto and Gilbert, 2014) to evaluate sentiment as positive, negative, or neutral. It handles typos, emojis, and other aspects of online text.

Content Similarity Score (CSS) ranges from 0 to 1 and indicates the semantic similarity between generated text and the RE . A value closer to 1 indicates stronger semantic exchange, as the output is closer in semantic content to the RE . We also use the USE for this due to its design and strong performance as previously mentioned.

5.3 Semantic Text Exchange Score (STES)

We come up with a single score to evaluate overall performance of a model on STE that combines

⁷See Appendix C for explanations

Model	SPA	SLOR	CSS	STES
Input	---	0.5962	0.1166	---
SMERTI-Transformer	0.6606	0.5255 (-11.86%)	0.2857 (+145.03%)	0.4337
SMERTI-RNN	0.6574	0.5122 (-14.09%)	0.2927 (+151.03%)	0.4354
W2V-STEM	0.6667	0.4672 (-21.64%)	0.2851 (+144.51%)	0.4197
GWN-STEM	0.8903	0.4864 (-18.42%)	0.1419 (+21.70%)	0.2934
NWN-STEM	0.9116	0.4832 (-18.95%)	0.1335 (+14.49%)	0.2814

Table 2: Overall average results by model (with % changes from the input)

the key evaluation metrics. It uses the harmonic mean, similar to the F_1 score (or F-score) (Chinchor, 1992; Rijsbergen, 1979), and we call it the *Semantic Text Exchange Score (STES)*:

$$STES = \frac{3 * A * B * C}{A * B + A * C + B * C} \quad (4)$$

where A is SPA, B is SLOR, and C is CSS. STES ranges between 0 and 1, with scores closer to 1 representing higher overall performance. Like the F_1 score, STES penalizes models which perform very poorly in one or more metrics, and favors balanced models achieving strong results in all three.

5.4 Automatic Evaluation Results

Table 2 shows overall average results by model.⁸ Table 3 shows outputs for a Yelp example.⁹

As observed from Table 3 (see also Appendix F), SMERTI is able to generate high quality output text similar to the *RE* while flowing better than other models’ outputs. It can replace entire phrases and sentences due to its variable length infilling. Note that for nouns, the outputs from GWN-STEM and NWN-STEM are equivalent.¹⁰

5.5 Human Evaluation Setup

We conduct a human evaluation with eight participants, 6 males and 2 females, that are affiliated project researchers aged 20-39 at the University of Waterloo.¹¹ We randomly choose one evaluation line for a randomly selected word or phrase for each POS per dataset. The input text and each model’s output (for 40% MRT/RRT - chosen as a good middle ground) for each line is presented to participants, resulting in a total of 54 pieces of text, and rated on the following criteria from 1-5:

⁸See Appendix E for tables and graphs of detailed results broken down by POS, dataset, and MRT/RRT

⁹See Appendix F for many more example outputs from each model for various POS and datasets

¹⁰See Appendix C for explanations

¹¹The authors are not part of the human evaluation

- *RE Match*: “How related is the entire text to the concept of $[X]$ ”, where $[X]$ is a word or phrase (1 - not at all related, 3 - somewhat related, 5 - very related). Note here that $[X]$ is a given *RE*.
- *Fluency*: “Does the text make sense and flow well?” (1 - not at all, 3 - somewhat, 5 - very)
- *Sentiment*: “How do you think the author of the text was feeling?” (1 - very negative, 3 - neutral, 5 - very positive)

Each participant evaluates every piece of text. They are presented with a single piece of text at a time, with the order of models, POS, and datasets completely randomized.

5.6 Human Evaluation Results

Average human evaluation scores are displayed in Table 4. *Sentiment Preservation* (between 0 and 1) is calculated by comparing the average *Sentiment* rating for each model’s output text to the *Sentiment* rating of the input text, and if both are less than 2.5 (negative), between 2.5 and 3.5 inclusive (neutral), or greater than 3.5 (positive), this is counted as a valid case of *Sentiment Preservation*. We repeat this for every evaluation line to calculate the final values per model. Harmonic means of all three metrics (using rescaled 0-1 values of *RE Match* and *Fluency*) are also displayed.

6 Analysis

6.1 Performance by Model

As seen in Table 2, both SMERTI variations achieve higher STES and outperform the other models overall, with the WordNet models performing the worst. SMERTI excels especially on fluency and content similarity. The transformer variation achieves slightly higher SLOR, while the RNN variation achieves slightly higher CSS.

The WordNet models perform strongest in sentiment preservation (SPA), likely because they modify little of the text and only verbs and nouns. They achieve by far the lowest CSS, likely in part due to this limited text replacement. They also do not account for context, and many words (e.g. proper nouns) do not exist in WordNet. Overall, the WordNet models are not very effective at STE.

W2V-STEM achieves the lowest SLOR, especially for higher RRT, as supported by the example in Table 3 (see also Appendix F). W2V-STEM and WordNet models output grammatically incorrect text that flows poorly. In many cases, words are

Input text: great food , large portions ! my family and i really enjoyed our saturday morning breakfast .

Replacement entity: pizza

MRT/RRT Generated Output

SMERTI-Transformer

20% great pizza , large slices ! my family and i really enjoyed our saturday morning lunch .
 40%,60% great pizza , large slices ! service was terrific and i really enjoyed our saturday morning lunch .
 80% great pizza , chewy crust ! nice ambiance and i really enjoyed it .

SMERTI-RNN

20% great pizza , large delivery ! my family and i really enjoyed our saturday morning place .
 40%,60% great pizza , large delivery ! good beer and i really enjoyed our saturday morning place .
 80% great pizza , amazing pizza ! reasonable and i really enjoyed everyone .

W2V-STEM

20% great pizza , large portions ! my family and i really enjoyed our saturday morning breakfast .
 40% great pizza , large slices ! my family dough i crust enjoyed our saturday morning breakfast .
 60% awesome pizza , large slices ! my mom dough i crust enjoyed our saturday morning bagel .
 80% awesome pizza , slices slices ! my mom dough we crust liked our sunday morning bagel .

GWN / NWN-STEM

20% great food , large stuff ! my family and i really enjoyed our saturday i breakfast .
 40% great food , large stuff ! my i and i really enjoyed our saturday i breakfast .

Table 3: Generated output text by model for various masking rates on a Yelp evaluation example

Model	Input Text	SMERTI-Transformer	SMERTI-RNN	W2V-STEM	GWN-STEM	NWN-STEM
RE Match (1-5)	1.8229	3.5833	3.5000	3.4792	2.2500	2.1250
Fluency (1-5)	4.1250	2.8750	2.8230	2.0830	2.5000	2.9583
Sentiment Preservation (0-1)	---	0.7500	0.5833	0.6667	0.8333	1.0000
Harmonic Mean (0-1)	---	0.5982	0.5446	0.4408	0.4245	0.4547

Table 4: Average human evaluation scores by model

Model	Input Text	SMERTI-Transformer	SMERTI-RNN	W2V-STEM	GWN-STEM	NWN-STEM
Avg. TTR	0.9488	0.9429	0.9367	0.9025	0.9042	0.8950

Table 5: Average TTR values by model

repeated multiple times. We analyze the average Type Token Ratio (TTR) values of each model’s outputs, which is the ratio of unique divided by total words. As shown in Table 5, the SMERTI variations achieve the highest TTR, while W2V-STEM and NWN-STEM the lowest.

Note that while W2V-STEM achieves lower CSS than SMERTI, it performs comparably in this aspect. This is likely due to its vector arithmetic operations algorithm, which replaces each word with one more similar to the RE. This is also supported by the lower TTR, as W2V-STEM frequently outputs the same words multiple times.

6.2 Performance By Model - Human Results

As seen in Table 4, the SMERTI variations outperform all baseline models overall, particularly in *RE Match*. SMERTI-Transformer performs the best, with SMERTI-RNN second. The WordNet models achieve high *Sentiment Preservation*, but much lower on *RE Match*. W2V-STEM achieves

POS	Nouns	Verbs	Adjectives	Phrases
Input SLOR	0.5971	0.5960	0.5977	0.5939
Input CSS	0.1175	0.1287	0.0935	0.1267
SMERTI SPA	0.7118	0.6586	0.6195	0.6460
SMERTI SLOR	0.5100	0.5078	0.4963	0.5613
SMERTI CSS	0.2982	0.2579	0.2434	0.3572
SMERTI STES	0.4464	0.4073	0.3876	0.4895

Table 6: Input text’s avg. SLOR, CSS, and SMERTI’s avg. SPA, SLOR, CSS, and STES by POS

comparably high *RE Match*, but lowest *Fluency*.

These results correspond well with our automatic evaluation results in Table 2. We look at the Pearson correlation values between *RE Match*, *Fluency*, and *Sentiment Preservation* with CSS, SLOR, and SPA, respectively. These are 0.9952, 0.9327, and 0.8768, respectively, demonstrating that our automatic metrics are highly effective and correspond well with human ratings.

6.3 SMERTI’s Performance By POS

As seen from Table 6¹², SMERTI’s SPA values are highest for nouns, likely because they typically carry little sentiment, and lowest for adjectives, likely because they typically carry the most.

SLOR is lowest for adjectives and highest for phrases and nouns. Adjectives typically carry less semantic meaning and SMERTI likely has more trouble figuring out how best to infill the text. In contrast, nouns typically carry more, and phrases the most (since they consist of multiple words).

SMERTI’s CSS is highest for phrases then nouns, likely due to phrases and nouns carrying

¹²Note that the SMERTI values in Tables 6 to 8 refer to the average between SMERTI-Transformer and SMERTI-RNN

Dataset	Amazon	Yelp	News Headlines
Input SLOR	0.6230	0.5532	0.6123
Input CSS	0.1113	0.1429	0.0955
SMERTI SPA	0.6738	0.7238	0.5793
SMERTI SLOR	0.5406	0.4765	0.5394
SMERTI CSS	0.2778	0.2835	0.3062
SMERTI STES	0.4326	0.4281	0.4381

Table 7: Input text’s avg. SLOR, CSS, and SMERTI’s avg. SPA, SLOR, CSS, and STES by dataset

MRT / RRT	20%	40%	60%	80%
SMERTI SPA	0.7994	0.7124	0.6202	0.5040
SMERTI SLOR	0.5489	0.5375	0.5197	0.4694
SMERTI CSS	0.2461	0.2557	0.2828	0.3722
SMERTI STES	0.4204	0.4181	0.4240	0.4410
SMERTI BLEU	0.5490	0.3527	0.1752	0.0448

Table 8: SMERTI’s avg. SPA, SLOR, CSS, STES, and BLEU by MRT/RRT

more semantic meaning, making it easier to generate semantically similar text. Both SMERTI’s and the input text’s CSS are lowest for adjectives, likely because they carry little semantic meaning.

Overall, SMERTI appears to be more effective on nouns and phrases than verbs and adjectives.

6.4 SMERTI’s Performance By Dataset

As seen in Table 7, SMERTI’s SPA is lowest for news headlines. Amazon and Yelp reviews naturally carry stronger sentiment, likely making it easier to generate text with similar sentiment.

Both SMERTI’s and the input text’s SLOR appear to be lower for Yelp reviews. This may be due to many reasons, such as more typos and emojis within the original reviews, and so forth.

SMERTI’s CSS values are slightly higher for news headlines. This may be due to them typically being shorter and carrying more semantic meaning as they are designed to be attention grabbers.

Overall, it seems that using datasets which inherently carry more sentiment will lead to better sentiment preservation. Further, the quality of the dataset’s original text, unsurprisingly, influences the ability of SMERTI to generate fluent text.

6.5 SMERTI’s Performance By MRT/RRT

From Table 8, it can be seen that as MRT/RRT increases, SMERTI’s SPA and SLOR decrease while CSS increases. These relationships are very strong as supported by the Pearson correlation values of -0.9972, -0.9183, and 0.9078, respectively. When SMERTI can alter more text, it has the opportunity

to replace more related to sentiment while producing more of semantic similarity to the *RE*.

Further, SMERTI generates more of the text itself, becoming less similar to the human-written input, resulting in lower fluency. To further demonstrate this, we look at average SMERTI BLEU (Papineni et al., 2002) scores against MRT/RRT, shown in Table 8. BLEU generally indicates how close two pieces of text are in content and structure, with higher values indicating greater similarity. We report our final BLEU scores as the average scores of 1 to 4-grams. As expected, BLEU decreases as MRT/RRT increases, and this relationship is very strong as supported by the Pearson correlation value of -0.9960.

It is clear that MRT/RRT represents a trade-off between CSS against SPA and SLOR. It is thus an adjustable parameter that can be used to control the generated text, and balance semantic exchange against fluency and sentiment preservation.

7 Conclusion and Future Work

We introduced the task of semantic text exchange (STE), demonstrated that our pipeline SMERTI performs well on STE, and proposed an STES metric for evaluating overall STE performance. SMERTI outperformed other models and was the most balanced overall. We also showed a trade-off between semantic exchange against fluency and sentiment preservation, which can be controlled by the masking (replacement) rate threshold.

Potential directions for future work include adding specific methods to control sentiment, and fine-tuning SMERTI for preservation of persona or personality. Experimenting with other text infilling models (e.g. fine-tuning BERT (Devlin et al., 2019)) is also an area of exploration. Lastly, our human evaluation is limited in size and a larger and more diverse participant pool is needed.

We conclude by addressing potential ethical misuses of STE, including assisting in the generation of spam and fake-reviews/news. These risks come with any intelligent chatbot work, but we feel that the benefits, including usage in the detection of misuse such as fake-news, greatly outweigh the risks and help progress NLP and AI research.

Acknowledgments

We thank our anonymous reviewers, study participants, and Huawei Technologies Co., Ltd. for financial support.

References

- Alan Akbik, Duncan Blythe, and Roland Vollgraf. 2018. Contextual string embeddings for sequence labeling. In *Proceedings of the 27th International Conference on Computational Linguistics*, pages 1638–1649.
- Dzmitry Bahdanau, Kyunghyun Cho, and Yoshua Bengio. 2015. Neural machine translation by jointly learning to align and translate. In *3rd International Conference on Learning Representations, ICLR 2015, San Diego, CA, USA, May 7-9, 2015, Conference Track Proceedings*.
- Samuel R. Bowman, Gabor Angeli, Christopher Potts, and Christopher D. Manning. 2015. A large annotated corpus for learning natural language inference. In *Proceedings of the 2015 Conference on Empirical Methods in Natural Language Processing*, pages 632–642, Lisbon, Portugal. Association for Computational Linguistics.
- Daniel Cer, Yinfei Yang, Sheng-yi Kong, Nan Hua, Nicole Limtiaco, Rhomni St. John, Noah Constant, Mario Guajardo-Cespedes, Steve Yuan, Chris Tar, Brian Strope, and Ray Kurzweil. 2018. Universal sentence encoder for English. In *Proceedings of the 2018 Conference on Empirical Methods in Natural Language Processing: System Demonstrations*, pages 169–174, Brussels, Belgium. Association for Computational Linguistics.
- Ciprian Chelba, Tomas Mikolov, Mike Schuster, Qi Ge, Thorsten Brants, and Phillipp Koehn. 2013. One billion word benchmark for measuring progress in statistical language modeling. *CoRR*, abs/1312.3005.
- Danqi Chen and Christopher Manning. 2014. A fast and accurate dependency parser using neural networks. In *Proceedings of the 2014 conference on empirical methods in natural language processing (EMNLP)*, pages 740–750.
- Nancy Chinchor. 1992. Muc-4 evaluation metrics. In *Proceedings of the 4th conference on Message understanding*, pages 22–29. Association for Computational Linguistics.
- Kyunghyun Cho, Bart van Merriënboer, Caglar Gulcehre, Dzmitry Bahdanau, Fethi Bougares, Holger Schwenk, and Yoshua Bengio. 2014. Learning phrase representations using RNN encoder–decoder for statistical machine translation. In *Proceedings of the 2014 Conference on Empirical Methods in Natural Language Processing (EMNLP)*, pages 1724–1734, Doha, Qatar. Association for Computational Linguistics.
- Jacob Devlin, Ming-Wei Chang, Kenton Lee, and Kristina Toutanova. 2019. BERT: Pre-training of deep bidirectional transformers for language understanding. In *Proceedings of the 2019 Conference of the North American Chapter of the Association for Computational Linguistics: Human Language Technologies, Volume 1 (Long and Short Papers)*, pages 4171–4186, Minneapolis, Minnesota. Association for Computational Linguistics.
- Li Dong, Shaohan Huang, Furu Wei, Mirella Lapata, Ming Zhou, and Ke Xu. 2017. Learning to generate product reviews from attributes. In *Proceedings of the 15th Conference of the European Chapter of the Association for Computational Linguistics: Volume 1, Long Papers*, pages 623–632.
- William Fedus, Ian J. Goodfellow, and Andrew M. Dai. 2018. Maskgan: Better text generation via filling in the _____. In *6th International Conference on Learning Representations, ICLR 2018, Vancouver, BC, Canada, April 30 - May 3, 2018, Conference Track Proceedings*.
- Zhenxin Fu, Xiaoye Tan, Nanyun Peng, Dongyan Zhao, and Rui Yan. 2018. Style transfer in text: Exploration and evaluation. In *Thirty-Second AAAI Conference on Artificial Intelligence*.
- Ruining He and Julian McAuley. 2016. Ups and downs: Modeling the visual evolution of fashion trends with one-class collaborative filtering. In *proceedings of the 25th international conference on world wide web*, pages 507–517. International World Wide Web Conferences Steering Committee.
- Dirk Hovy. 2016. The enemy in your own camp: How well can we detect statistically-generated fake reviews—an adversarial study. In *Proceedings of the 54th Annual Meeting of the Association for Computational Linguistics (Volume 2: Short Papers)*, volume 2, pages 351–356.
- Minqing Hu and Bing Liu. 2004. Mining and summarizing customer reviews. In *Proceedings of the tenth ACM SIGKDD international conference on Knowledge discovery and data mining*, pages 168–177. ACM.
- Clayton J Hutto and Eric Gilbert. 2014. Vader: A parsimonious rule-based model for sentiment analysis of social media text. In *Eighth international AAAI conference on weblogs and social media*.
- Mika Juuti, Bo Sun, Tatsuya Mori, and N Asokan. 2018. Stay on-topic: Generating context-specific fake restaurant reviews. In *European Symposium on Research in Computer Security*, pages 132–151. Springer.
- Katharina Kann, Sascha Rothe, and Katja Filippova. 2018. Sentence-level fluency evaluation: References help, but can be spared! In *Proceedings of the 22nd Conference on Computational Natural Language Learning*, pages 313–323, Brussels, Belgium. Association for Computational Linguistics.
- Diederik Kingma and Jimmy Ba. 2014. Adam: A method for stochastic optimization. *International Conference on Learning Representations*.

- Juncen Li, Robin Jia, He He, and Percy Liang. 2018. [Delete, retrieve, generate: a simple approach to sentiment and style transfer](#). In *Proceedings of the 2018 Conference of the North American Chapter of the Association for Computational Linguistics: Human Language Technologies, Volume 1 (Long Papers)*, pages 1865–1874, New Orleans, Louisiana. Association for Computational Linguistics.
- Zachary Chase Lipton, Sharad Vikram, and Julian J. McAuley. 2015. Capturing meaning in product reviews with character-level generative text models. *ArXiv*, abs/1511.03683.
- Thang Luong, Hieu Pham, and Christopher D. Manning. 2015. [Effective approaches to attention-based neural machine translation](#). In *Proceedings of the 2015 Conference on Empirical Methods in Natural Language Processing*, pages 1412–1421, Lisbon, Portugal. Association for Computational Linguistics.
- Tomas Mikolov, Kai Chen, Greg Corrado, and Jeffrey Dean. 2013a. [Efficient estimation of word representations in vector space](#). In *1st International Conference on Learning Representations, ICLR 2013, Scottsdale, Arizona, USA, May 2-4, 2013, Workshop Track Proceedings*.
- Tomas Mikolov, Ilya Sutskever, Kai Chen, Greg S Corrado, and Jeff Dean. 2013b. Distributed representations of words and phrases and their compositionality. In *Advances in neural information processing systems*, pages 3111–3119.
- George A Miller. 1995. Wordnet: a lexical database for english. *Communications of the ACM*, 38(11):39–41.
- Rishabh Misra. 2018. [News headlines dataset for sarcasm detection](#). <https://rishabhmisra.github.io/publications/>.
- Kishore Papineni, Salim Roukos, Todd Ward, and Wei-Jing Zhu. 2002. [Bleu: A method for automatic evaluation of machine translation](#). In *Proceedings of the 40th Annual Meeting on Association for Computational Linguistics, ACL '02*, pages 311–318, Stroudsburg, PA, USA. Association for Computational Linguistics.
- Christian S Perone, Roberto Silveira, and Thomas S Paula. 2018. Evaluation of sentence embeddings in downstream and linguistic probing tasks. *arXiv preprint arXiv:1806.06259*.
- Radim Řehůřek and Petr Sojka. 2010. Software Framework for Topic Modelling with Large Corpora. In *Proceedings of the LREC 2010 Workshop on New Challenges for NLP Frameworks*, pages 45–50, Valletta, Malta. ELRA. <http://is.muni.cz/publication/884893/en>.
- C. J. Van Rijsbergen. 1979. *Information Retrieval*, 2nd edition. Butterworth-Heinemann, Newton, MA, USA.
- Julie M Robillard, Ian Cleland, Jesse Hoey, and Chris Nugent. 2018. Ethical adoption: A new imperative in the development of technology for dementia. *Alzheimer's & Dementia*, 14(9):1104–1113.
- Tianxiao Shen, Tao Lei, Regina Barzilay, and Tommi Jaakkola. 2017. Style transfer from non-parallel text by cross-alignment. In *Advances in neural information processing systems*, pages 6830–6841.
- Ilya Sutskever, Oriol Vinyals, and Quoc V Le. 2014. Sequence to sequence learning with neural networks. In *Advances in neural information processing systems*, pages 3104–3112.
- Ashish Vaswani, Noam Shazeer, Niki Parmar, Jakob Uszkoreit, Llion Jones, Aidan N Gomez, Łukasz Kaiser, and Illia Polosukhin. 2017. Attention is all you need. In *Advances in neural information processing systems*, pages 5998–6008.
- Jingjing Xu, Xu Sun, Qi Zeng, Xiaodong Zhang, Xuancheng Ren, Houfeng Wang, and Wenjie Li. 2018. [Unpaired sentiment-to-sentiment translation: A cycled reinforcement learning approach](#). In *Proceedings of the 56th Annual Meeting of the Association for Computational Linguistics (Volume 1: Long Papers)*, pages 979–988, Melbourne, Australia. Association for Computational Linguistics.
- Yuanshun Yao, Bimal Viswanath, Jenna Cryan, Haitao Zheng, and Ben Y Zhao. 2017. Automated crowdturfing attacks and defenses in online review systems. In *Proceedings of the 2017 ACM SIGSAC Conference on Computer and Communications Security*, pages 1143–1158. ACM.
- Wanrong Zhu, Zhiting Hu, and Eric P. Xing. 2019. [Text infilling](#). *CoRR*, abs/1901.00158.

Appendices for “Keep Calm and Switch On! Preserving Sentiment and Fluency in Semantic Text Exchange”

Steven Y. Feng*

Aaron W. Li*

Jesse Hoey

David R. Cheriton School of Computer Science
University of Waterloo
Waterloo, Ontario, Canada
{sy2feng, w89li, jhoey}@uwaterloo.ca

A Masked Output Examples

Table¹ includes various example masked outputs by the ERM and SMM modules. We illustrate a variety of word-to-word, phrase-to-word, word-to-phrase, and phrase-to-phrase entity replacements and similarity masking.

B Dataset Statistics

See Table 2 for our training and testing splits by dataset and sentiment.

C Details of Baseline Implementations

C.1 NWN-STEM

This follows Algorithm 2 in Yao et al. (2017). For each dataset and each RE (note that this model is restricted to noun RE s), we go through the dataset’s training set (which acts as the “reference review set”) and extract a list of text lines that contain the RE (where the RE acts as the “topic keyword”). For each of these lines, with the help of the Stanford Parser, we extract all single-word nouns, and for each of them (which we call $noun_i$), we check if $MIN_{sim}(noun_i, RE) > 0.1$. If so, we add them to the list of nouns similar to the RE , which we call sim_{nouns} .

For each evaluation line and associated RE , we extract all singular nouns within the text that are similar to the RE . For our evaluation purposes, we choose two MIN_{sim} values of 0.075 and 0 to produce two outputs per input. These two MIN_{sim} values result in actual replacement rates similar to the actual masking/replacement rates of other models (SMERTI and W2V-STEM) for MRT/RRT of 20% and 40%, respectively. Each similar noun is replaced with the noun in sim_{nouns} that is most similar to it to produce the output text.

When analyzing every word during the above procedure, we take the first default WordNet synset’s definition of the word (e.g. “bill” will default to “a statute in draft before it becomes law”). Further, if a word does not exist in WordNet, we use WordNet’s Morphy to find if a lexically similar word exists that may just be in a different form (e.g. “photos” does not exist in WordNet, but using Morphy, we can find “photograph”) and use the first default synset of this resulting word.

Note that since the number of nouns per input is limited, the actual replacement rates have an upper limit, and this is why we only generate two outputs per input to compare to outputs of other models for 20% and 40% MRT/RRT.

C.2 GWN-STEM

This is a modification of NWN-STEM to handle verbs and adjectives (note that WordNet only works for single words). On top of nouns, we also extract similar verbs and adjectives to the RE . This results in three lists: sim_{nouns} , sim_{verbs} , and sim_{adjs} , where we still use a MIN_{sim} value of 0.1 for determining the three lists. Further, we not only replace nouns in the original text, but also verbs and adjectives. Note that we use the same synset and Morphy procedure as for NWN-STEM. For our evaluation, we choose the same MIN_{sim} values of 0.075 and 0 for noun RE s, but MIN_{sim} values of 0.1 and 0 for verb RE s. These combinations of MIN_{sim} values result in actual replacement rates similar to the actual masking/replacement rates of other models for MRT/RRT of 20% and 40%, respectively.

We noticed that GWN-STEM only works for noun and verb RE s, as for most adjectives, WordNet cannot calculate similarity scores. Hence, it was infeasible to evaluate on adjective RE s. Further, most similarity scores only exist between noun-noun pairs and verb-verb pairs, and when we

* Authors contributed equally

¹ Tables and figures mentioned in this appendices document refer to the tables and figures here

<i>S</i>	<i>family enjoyed the food quite a bit especially the sweet and sour chicken .</i>
<i>RE</i>	<i>bitter</i>
<i>S''₁</i>	<i>family [mask] the [mask] a bit especially the sweet and bitter chicken .</i>
<i>S''₂</i>	<i>family [mask] the [mask] a bit especially the sweet and bitter [mask] .</i>
<i>S''₃</i>	<i>[mask] the [mask] bit [mask] the [mask] and bitter [mask] .</i>
<i>S''₄</i>	<i>[mask] bit [mask] bitter [mask] .</i>
<i>S</i>	<i>terrible customer service . couldn't make a wire transfer because they are out of paper .</i>
<i>RE</i>	<i>amazing</i>
<i>S''₁</i>	<i>amazing customer [mask] . couldn't make a wire transfer [mask] they are out of paper .</i>
<i>S''₂</i>	<i>amazing customer [mask] . couldn't make a wire transfer [mask] they [mask] out of paper .</i>
<i>S''₃</i>	<i>amazing [mask] . [mask] make a wire transfer [mask] out [mask] paper .</i>
<i>S''₄</i>	<i>amazing [mask] . [mask] a [mask] out [mask] .</i>
<i>S</i>	<i>Heather enjoyed her movie date with Jim last night.</i>
<i>RE</i>	<i>yesterday</i>
<i>S''₁</i>	<i>heather [mask] her movie [mask] with jim yesterday .</i>
<i>S''₂</i>	<i>heather [mask] her movie [mask] with jim yesterday .</i>
<i>S''₃</i>	<i>heather [mask] her movie [mask] with jim yesterday .</i>
<i>S''₄</i>	<i>[mask] yesterday .</i>
<i>S</i>	<i>Heather enjoyed her movie date with Jim last night.</i>
<i>RE</i>	<i>Elizabeth</i>
<i>S''₁</i>	<i>elizabeth enjoyed [mask] movie date with [mask] last night .</i>
<i>S''₂</i>	<i>elizabeth enjoyed [mask] movie date with [mask] .</i>
<i>S''₃</i>	<i>elizabeth enjoyed [mask] movie date with [mask] .</i>
<i>S''₄</i>	<i>elizabeth enjoyed [mask] with [mask] .</i>
<i>S</i>	<i>The car crashed into the building and exploded, killing hundreds.</i>
<i>RE</i>	<i>caught on fire</i>
<i>S''₁</i>	<i>the car [mask] caught on fire and [mask] , killing hundreds .</i>
<i>S''₂</i>	<i>[mask] caught on fire and [mask] , killing hundreds .</i>
<i>S''₃</i>	<i>[mask] caught on fire and [mask] , killing hundreds .</i>
<i>S''₄</i>	<i>[mask] caught on fire [mask] .</i>
<i>S</i>	<i>My son took his math test yesterday and failed. He cried all day and I hate him now.</i>
<i>RE</i>	<i>medical examination</i>
<i>S''₁</i>	<i>[mask] took medical examination yesterday and [mask] . he cried all day and i hate [mask] now .</i>
<i>S''₂</i>	<i>[mask] took medical examination yesterday and [mask] . he cried all day and i hate [mask] now .</i>
<i>S''₃</i>	<i>[mask] took medical examination yesterday and [mask] . he cried all day and i hate [mask] now .</i>
<i>S''₄</i>	<i>[mask] medical examination [mask] and [mask] . [mask] .</i>
<i>S</i>	<i>I took my dog for a walk in the park. He really enjoyed it!</i>
<i>RE</i>	<i>the river</i>
<i>S''₁</i>	<i>i took my dog for [mask] in the river . he really enjoyed it !</i>
<i>S''₂</i>	<i>i took [mask] for [mask] in the river . he really enjoyed it !</i>
<i>S''₃</i>	<i>i [mask] for [mask] in the river . he [mask] !</i>
<i>S''₄</i>	<i>i [mask] the river . he [mask] !</i>
<i>S</i>	<i>It is very sunny outside so I am very sweaty.</i>
<i>RE</i>	<i>extremely snowy</i>
<i>S''₁</i>	<i>it is extremely snowy outside so i am [mask] .</i>
<i>S''₂</i>	<i>it is extremely snowy [mask] so i am [mask] .</i>
<i>S''₃</i>	<i>it [mask] extremely snowy [mask] i [mask] .</i>
<i>S''₄</i>	<i>[mask] extremely snowy [mask] .</i>
<i>S</i>	<i>I went to my friend Amy's house last night.</i>
<i>RE</i>	<i>my husband Jim's</i>
<i>S''₁</i>	<i>i went to my husband jim's house last night .</i>
<i>S''₂</i>	<i>i went to my husband jim's house [mask] .</i>
<i>S''₃</i>	<i>i went to my husband jim's [mask] .</i>
<i>S''₄</i>	<i>i [mask] my husband jim's [mask] .</i>
<i>S</i>	<i>I went to my friend Amy's house last night.</i>
<i>RE</i>	<i>my husband Jim's boat</i>
<i>S''₁</i>	<i>i went to my husband jim's boat last night .</i>
<i>S''₂</i>	<i>i went to my husband jim's boat last night .</i>
<i>S''₃</i>	<i>i went to my husband jim's boat [mask] .</i>
<i>S''₄</i>	<i>i [mask] my husband jim's boat [mask] .</i>

Table 1: Example masked outputs. *S* is the original input text; *RE* is the replacement entity; *S''₁* corresponds to $MRT = 0.2$, base $ST = 0.4$; *S''₂* corresponds to $MRT = 0.4$, base $ST = 0.3$; *S''₃* corresponds to $MRT = 0.6$, base $ST = 0.2$; *S''₄* corresponds to $MRT = 0.8$, base $ST = 0.1$

Dataset	Sentiment	Training Set	Testing Set
Amazon	Positive	30K	5K
	Negative	30K	5K
	Neutral	15K	2.5K
Yelp	Positive	30K	5K
	Negative	30K	5K
	Neutral	15K	2.5K
News Headlines	-	120K	20K

Table 2: Training and testing splits by dataset

tried to produce sim_{verbs} and sim_{adjs} for noun REs , almost all resulted in empty lists. Hence, GWN-STEM actually produced the same outputs as NWN-STEM for noun REs (and was also limited to two replacement rates), which is why the two models have the same outputs and resulting metrics for noun REs . Even for verb REs , we were limited to two sets of outputs (mimicking the two replacement rates above) since similarity calculations between verb-noun pairs and verb-adjective pairs were limited, so few were replaced.

C.3 W2V-STEM

This uses Word2Vec (W2V) models trained using Gensim. We train six W2V models: one unigram model per dataset, and one four-gram model per dataset, where each is trained using the corresponding dataset’s training set. To train the four-gram models, we begin by applying a bi-gram phrasing model on top of the original text, and then the bi-gram phrasing model again on top of this resulting text. We call this a four-gram phrasing model. We then use this to generate text that is grouped into phrases up to four-grams long. We then train W2V models on this four-gram text to generate the four-gram W2V models.

For the unigram models, we use an embedding vector size of 50, a context window of 3, a minimum token count of 0, and the skip-gram model. For the four-gram models, we use an embedding vector size of 10, a context window of 1, a minimum token count of 0, and the CBOW (continuous bag-of-words) model.

For evaluation lines with noun, verb, and adjective REs , we go through the line of text and with the help of the Stanford parser, extract all words that are the same POS as the RE (which become the candidate OE s). Then, using cosine similarity between the W2V embedding vectors (from the unigram W2V models) of the RE and candidate OE s, we find the word with the maximum similarity to the RE which becomes the replaced OE . Then, we replace other words in the input text sim-

ilar to the OE using vector addition and subtraction as described in Section 4.3. We start with a similarity threshold value of 0.1 that increases by 0.05 each time to generate text satisfying varying replacement rate thresholds.

For evaluation lines with phrase REs , we first generate text files of the evaluation sets that are grouped into phrases up to four-grams long using the four-gram phrasing model. Then, using the four-gram W2V models, we proceed similarly as above to determine the replaced OE , which can now be either a single word or a phrase. Other words and phrases in the input text are replaced using vector addition and subtraction. We start with a similarity threshold value of 0.3 that increases by 0.01 each time to generate text satisfying varying replacement rate thresholds.

D Evaluation Keywords/Phrases

We select ten keywords (five keyphrases) to act as our REs per dataset per POS. See Tables 3 to 6 for the chosen REs . To do so, we iterate through our test sets and with the Stanford Parser, we extract a list of nouns and noun phrases, verbs and verb phrases, and adjectives and adjective phrases. We sort these lists by frequency, and limit our selections to the top 10% most frequent. For the verbs and adjectives and their phrases, we further filter them through a list of sentiment words (Hu and Liu, 2004) to ensure the REs we choose do not carry significant sentiment-related meaning, as inserting them into the original text would obviously lead to major changes in sentiment. From these, we manually select ten per dataset per POS (except phrases, where we select five per dataset) that are significant and carry strong meaning. These work well as the REs for evaluation purposes. Note that for phrases, we choose three noun phrases, one verb phrase, and one adjective phrase per dataset.

We choose from the most frequent words and phrases as they are more common and likely hold more significant meaning compared to less frequent ones (e.g. names and typos). Manual selection was required as some of the most frequent words/phrases hold little semantic meaning (e.g. *it*, *they*, *is*, *was*, and so forth). We only choose half the number of phrases as words as we find that frequent phrases carrying significant semantic meaning with little sentiment are much rarer.

Yelp	Amazon	News Headlines
Food	Book	Trump
Service	Product	Photos
Place	Time	Video
Staff	Price	World
Time	Quality	Women
Customer	Money	Life
Atmosphere	Game	Kids
Pizza	Story	People
Restaurant	Movie	Week
Chicken	Phone	Obama / President*

Table 3: Chosen evaluation noun *REs*. *Obama does not exist in WordNet, so we instead use the word *President* for NWN-STEM and GWN-STEM.

Yelp	Amazon	News Headlines
Ordered	Buy	Live
Closed	Ordered	Think
Tasted	Received	Make
Return	Expected	Stop
Waiting	Purchased	Watch
Serve	Reading	Save
Eating	Advertised	Avoid
Visiting	Install	Learn
Looking	Playing	Create
Priced	Recommend	Teach

Table 4: Chosen evaluation verb *REs*

Yelp	Amazon	News Headlines
Small	Different	Black
Little	Light	White
New	Predictable	Old
Big	Little	American
Mexican	Heavy	National
First	Thick	Sexual
Long	Plastic	Single
High	Old	Global
Open	New	Presidential
Busy	First	Female

Table 5: Chosen evaluation adjective *REs*

Yelp	Amazon	News Headlines
Customer Service	My Daughter	Donald Trump
Your Money	Another One	Hillary Clinton
Las Vegas	This Game	Climate Change
Come Back	Put it Down	Need to Know
Very Small	Much Smaller	Most Important

Table 6: Chosen evaluation phrase *REs*

E Detailed Evaluation Results - Tables and Graphs

See Figure 1 for a graph of overall average results, Table 7 and Figure 2 for average results by POS, Table 8 and Figure 3 for average results by dataset, and Table 9 and Figure 4 for average results by MRT/RRT. Note that the bolded values in the tables show which model performs better on that particular metric, on average, for the category.

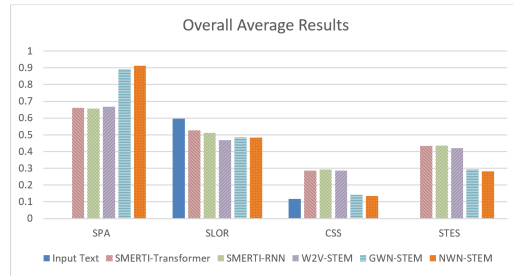


Figure 1: Graph of overall average results (referring to the data found in Table 2 of the main body)

F Model Output Examples

See Tables 10 to 21 for example outputs from every model for all datasets and POS.

References

- Minqing Hu and Bing Liu. 2004. Mining and summarizing customer reviews. In *Proceedings of the tenth ACM SIGKDD international conference on Knowledge discovery and data mining*, pages 168–177. ACM.
- Yuanshun Yao, Bimal Viswanath, Jenna Cryan, Haitao Zheng, and Ben Y Zhao. 2017. Automated crowd-turfing attacks and defenses in online review systems. In *Proceedings of the 2017 ACM SIGSAC Conference on Computer and Communications Security*, pages 1143–1158. ACM.

Model	MRT/ RRT	Nouns			Verbs			Adjectives			Phrases		
		SPA	SLOR	CSS	SPA	SLOR	CSS	SPA	SLOR	CSS	SPA	SLOR	CSS
Input	---	---	0.5971	0.1175	---	0.5960	0.1287	---	0.5977	0.0935	---	0.5939	0.1267
SMERTI-Transformer	20%	0.8560	0.5493	0.2591	0.7887	0.5358	0.2152	0.7517	0.5421	0.2003	0.7971	0.5806	0.3028
	40%	0.7610	0.5382	0.2683	0.7143	0.5286	0.2215	0.6688	0.5326	0.2059	0.7060	0.5753	0.3178
	60%	0.6707	0.5200	0.2899	0.6328	0.5193	0.2461	0.5798	0.5091	0.2286	0.6016	0.5661	0.3516
	80%	0.5638	0.4592	0.3613	0.5003	0.4783	0.3409	0.4832	0.4360	0.3222	0.4933	0.5379	0.4395
	AVG	0.7129	0.5167	0.2947	0.6590	0.5155	0.2559	0.6209	0.5049	0.2392	0.6495	0.5650	0.3529
STES		0.4456			0.4073			0.3861			0.4884		
SMERTI-RNN	20%	0.8568	0.5443	0.2620	0.7946	0.5299	0.2170	0.7576	0.5338	0.2048	0.7924	0.5751	0.3075
	40%	0.7602	0.5273	0.2725	0.7204	0.5145	0.2243	0.6641	0.5161	0.2109	0.7040	0.5673	0.3242
	60%	0.6688	0.5023	0.2979	0.6290	0.4967	0.2507	0.5792	0.4871	0.2365	0.5996	0.5565	0.3604
	80%	0.5570	0.4397	0.3744	0.4889	0.4590	0.3477	0.4718	0.4139	0.3376	0.4736	0.5313	0.4541
	AVG	0.7107	0.5034	0.3017	0.6582	0.5000	0.2599	0.6182	0.4877	0.2474	0.6424	0.5576	0.3615
STES		0.4472			0.4073			0.3891			0.4905		
W2V-STEM	20%	0.9038	0.5342	0.2804	0.8207	0.5140	0.2360	0.7724	0.5158	0.2251	0.8987	0.6078	0.2992
	40%	0.7628	0.4734	0.3063	0.7160	0.4484	0.2694	0.6348	0.4525	0.2490	0.7693	0.5626	0.2954
	60%	0.6354	0.4216	0.3232	0.6124	0.3941	0.2965	0.5108	0.4016	0.2668	0.6280	0.5237	0.2913
	80%	0.5233	0.3864	0.3374	0.5168	0.3551	0.3170	0.4209	0.3702	0.2794	0.5411	0.5136	0.2892
	AVG	0.7063	0.4539	0.3118	0.6665	0.4279	0.2797	0.5847	0.4350	0.2551	0.7093	0.5519	0.2938
STES		0.4395			0.4047			0.3784			0.4528		
GWN-STEM	20%	0.9291	0.5043	0.1288	0.9177	0.5421	0.1372						
	40%	0.8941	0.4621	0.1381	0.8203	0.4372	0.1635						
	AVG	0.9116	0.4832	0.1335	0.8690	0.4896	0.1504						
	STES		0.2814			0.3048							
NWN-STEM	20%	0.9291	0.5043	0.1288									
	40%	0.8941	0.4621	0.1381									
	AVG	0.9116	0.4832	0.1335									
	STES		0.2814										

Table 7: Average results by POS

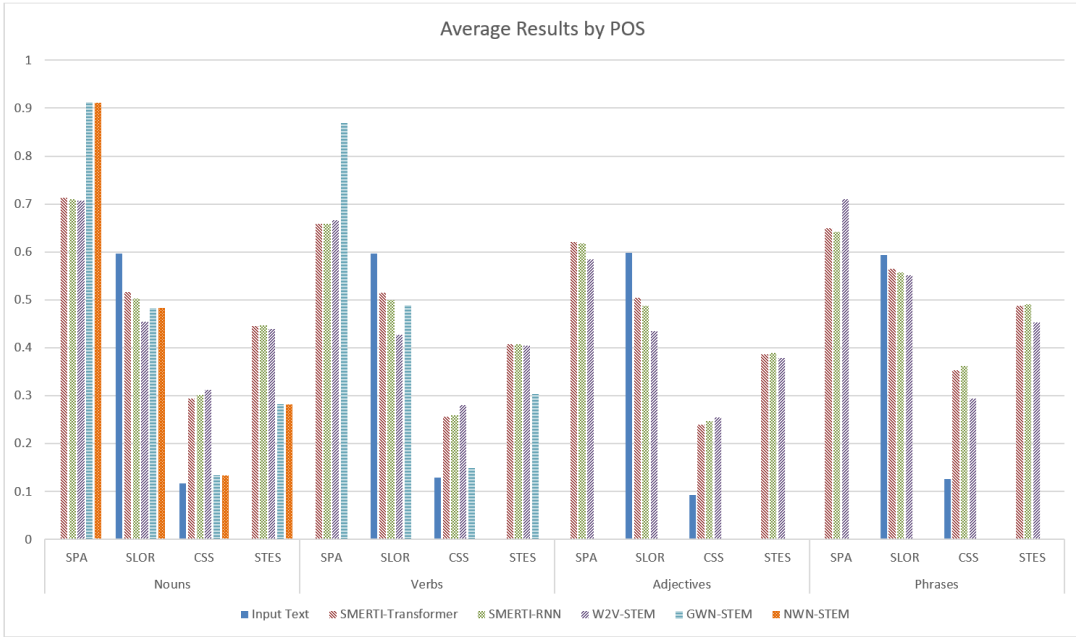


Figure 2: Graph of average results by POS

Model	MRT/ RRT	Amazon Reviews			Yelp Reviews			News Headlines		
		SPA	SLOR	CSS	SPA	SLOR	CSS	SPA	SLOR	CSS
Input	---	---	0.6230	0.1113	---	0.5532	0.1429	---	0.6123	0.0955
SMERTI-Transformer	20%	0.8140	0.5773	0.2336	0.8544	0.5162	0.2497	0.7267	0.5623	0.2497
	40%	0.7168	0.5709	0.2410	0.7800	0.5055	0.2577	0.6408	0.5547	0.2615
	60%	0.6363	0.5550	0.2663	0.6981	0.4804	0.2759	0.5293	0.5503	0.2950
	80%	0.5408	0.4776	0.3598	0.5781	0.4045	0.3370	0.4116	0.5514	0.4011
	AVG	0.6770	0.5452	0.2752	0.7276	0.4767	0.2801	0.5771	0.5547	0.3018
	STES		0.4319			0.4260			0.4380	
SMERTI-RNN	20%	0.8113	0.5779	0.2354	0.8488	0.5174	0.2522	0.7409	0.5420	0.2559
	40%	0.7198	0.5634	0.2441	0.7733	0.5037	0.2621	0.6434	0.5268	0.2677
	60%	0.6318	0.5390	0.2714	0.6970	0.4786	0.2831	0.5286	0.5144	0.3047
	80%	0.5195	0.4636	0.3709	0.5608	0.4058	0.3505	0.4132	0.5136	0.4140
	AVG	0.6706	0.5360	0.2804	0.7200	0.4764	0.2870	0.5815	0.5242	0.3106
	STES		0.4333			0.4302			0.4382	
W2V-STEM	20%	0.8628	0.5649	0.2526	0.8868	0.5158	0.2661	0.7971	0.5481	0.2619
	40%	0.7468	0.4902	0.2728	0.7675	0.4634	0.2865	0.6478	0.4990	0.2808
	60%	0.6201	0.4258	0.2867	0.6391	0.4167	0.3007	0.5308	0.4633	0.2960
	80%	0.5185	0.3898	0.2978	0.5316	0.3879	0.3118	0.4515	0.4413	0.3077
	AVG	0.6870	0.4677	0.2775	0.7063	0.4459	0.2912	0.6068	0.4880	0.2866
	STES		0.4168			0.4230			0.4175	
GWN-STEM	20%	0.9605	0.5509	0.1232	0.9638	0.4924	0.1674	0.8458	0.5262	0.1085
	40%	0.9078	0.4649	0.1330	0.9347	0.4250	0.1783	0.7292	0.4591	0.1410
	AVG	0.9342	0.5079	0.1281	0.9493	0.4587	0.1729	0.7875	0.4926	0.1248
	STES		0.2766			0.3327			0.2651	
NWN-STEM	20%	0.9573	0.5287	0.1042	0.9693	0.4732	0.1645	0.8607	0.5110	0.1178
	40%	0.9337	0.4818	0.1182	0.9537	0.4302	0.1727	0.7950	0.4741	0.1234
	AVG	0.9455	0.5053	0.1112	0.9615	0.4517	0.1686	0.8278	0.4926	0.1206
	STES		0.2493			0.3266			0.2602	

Table 8: Average results by dataset

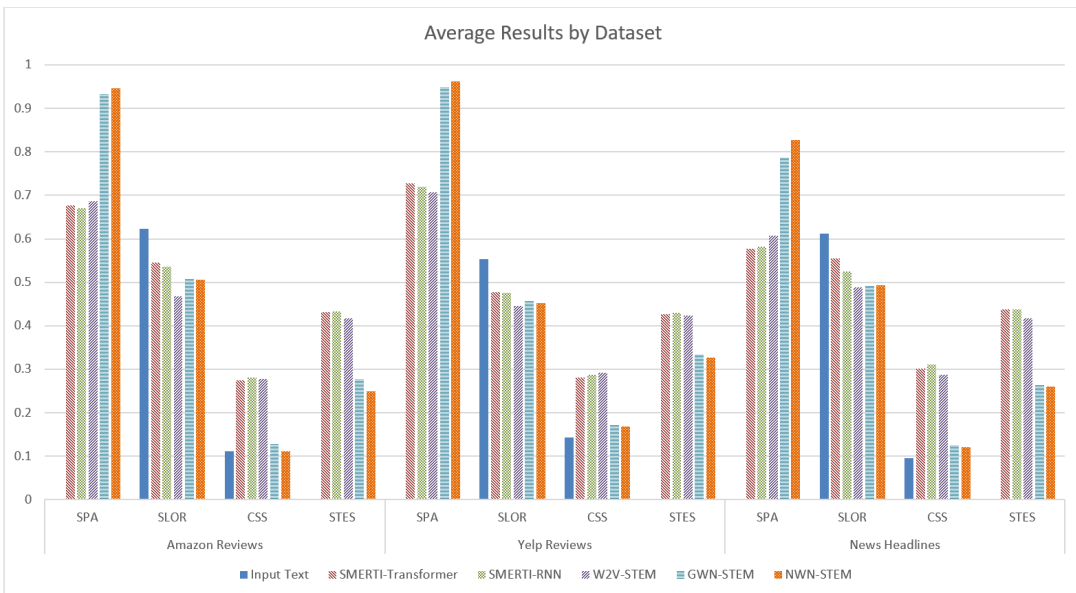


Figure 3: Graph of average results by dataset

<u>Model</u>	<u>MRT/RRT</u>	<u>Overall Averages</u>				
		<u>Actual MR/RR</u>	<u>SPA</u>	<u>SLOR</u>	<u>CSS</u>	<u>STES</u>
Input	---	---	---	0.5962	0.1166	---
SMERTI-Transformer	20%	13.98%	0.7984	0.5519	0.2443	0.4192
	40%	31.58%	0.7125	0.5437	0.2534	0.4173
	60%	51.50%	0.6212	0.5286	0.2791	0.4234
	80%	74.58%	0.5102	0.4778	0.3659	0.4421
	AVG	42.91%	0.6606	0.5255	0.2857	0.4337
SMERTI-RNN	20%	13.99%	0.8003	0.5458	0.2478	0.4215
	40%	31.61%	0.7122	0.5313	0.2580	0.4189
	60%	51.55%	0.6191	0.5107	0.2864	0.4246
	80%	74.60%	0.4978	0.4610	0.3785	0.4399
	AVG	42.94%	0.6574	0.5122	0.2927	0.4354
W2V-STEM	20%	12.98%	0.8489	0.5429	0.2602	0.4371
	40%	29.00%	0.7207	0.4842	0.2800	0.4271
	60%	48.95%	0.5967	0.4353	0.2945	0.4071
	80%	70.01%	0.5005	0.4063	0.3057	0.3881
	AVG	40.24%	0.6667	0.4672	0.2851	0.4197
GWN-STEM	20%	16.52%	0.9234	0.5232	0.1330	0.2854
	40%	33.85%	0.8572	0.4496	0.1508	0.2993
	AVG	25.18%	0.8903	0.4864	0.1419	0.2934
NWN-STEM	20%	19.05%	0.9291	0.5043	0.1288	0.2772
	40%	30.26%	0.8941	0.4621	0.1381	0.2851
	AVG	24.65%	0.9116	0.4832	0.1335	0.2814

Table 9: Average results by MRT/RRT

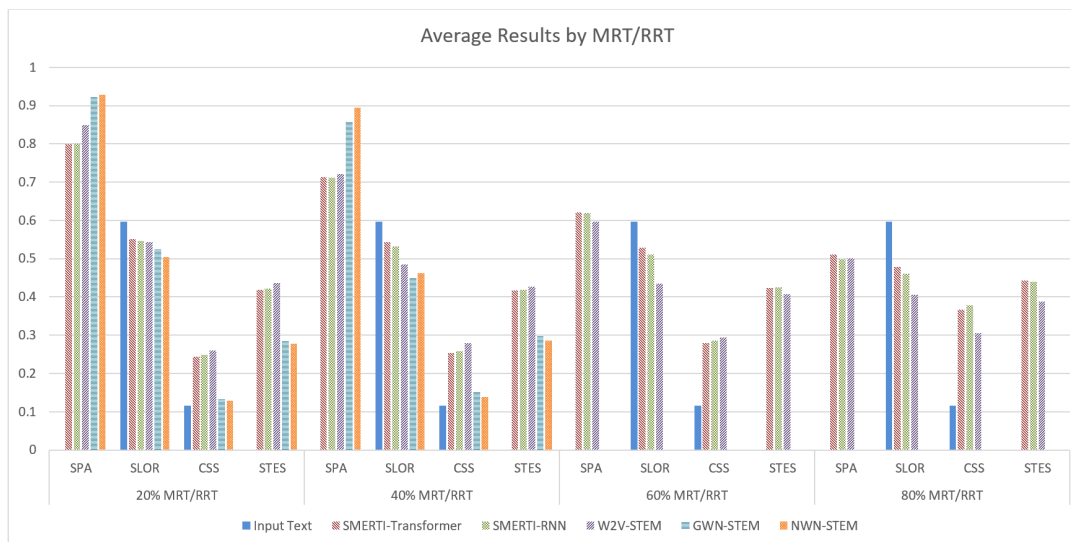


Figure 4: Graph of average results by MRT/RRT

Amazon - Noun RE	
<u>Input:</u>	bought this in a few colors and simply love the style . highly recommend purchasing this as well as other colors .
<u>RE:</u>	book
MRT/RRT	Generated Output
<u>SMERTI-Transformer</u>	
20%	bought this in a few chapters and i love the book . highly recommend purchasing this as well as the product .
40%	bought this in my kindle and absolutely love the book . highly recommend purchasing this as a gift as well .
60%	bought this in my kindle and absolutely love the book . highly recommend purchasing this as a gift as well .
80%	bought this book in august and love the book . i highly recommend purchasing it .
<u>SMERTI-RNN</u>	
20%	bought this in a few months and i love the book . highly recommend purchasing this as well as needed .
40%	bought this in my style and i love the book . highly recommend purchasing this as a gift as advertised .
60%	bought this in my review and went through in a leg and in the book . i recommend purchasing this .
80%	bought this in my review and went through in a leg and in the book . i recommend purchasing this .
<u>W2V-STEM</u>	
20%	bought this in a few item and simply love the book . highly recommend purchasing this as well as other item.
40%	bought this in a few item application thing episode the book . highly recommend purchasing this as well as other item .
60%	bought preview page a few item application thing episode page book . despite reccomend purchasing preview as fully as other item .
80%	purchased preview page information few item application thing episode page book . despite reccomend refunded preview possible fully possible reviews item .
<u>GWN-STEM / NWN-STEM</u>	
20% (0.075 MIN_{sim})	bought this in a few decal and simply love the style . highly recommend purchasing this as well as other decal .
40% (0 MIN_{sim})	bought movie in a few decal and simply love the locations . highly recommend purchasing movie as well as other decal .

Table 10: Example outputs for an Amazon evaluation line with noun *RE*

Amazon - Verb <i>RE</i>	
<u>Input:</u>	i didnt even get these . and i think i ordered them like last year . and i think that is ridiculous !
<u>RE:</u>	buy
MRT/RRT	Generated Output
<u>SMERTI-Transformer</u>	
20%	i don't even buy these . and i think i ordered a like last year . and i think that was ridiculous !
40%	do not buy these . and i ordered the wrong one for my year . and they are ridiculous !
60%	do not buy this product . i ordered another pair . it's ridiculous !
80%	don't buy this product . terrible screen protector . will not buy again !
<u>SMERTI-RNN</u>	
20%	i don't even buy these . and i think i ordered more like last year . and i think that it's ridiculous !
40%	i would buy these . and i ordered them like a year . and from a ridiculous !
60%	don't buy this product . i ordered a x . w extremely ridiculous !
80%	don't buy this . a good rip . recommended !
<u>W2V-STEM</u>	
20%	i didnt even buy these . and i yes i ordered them like last year . and i yes that is ridiculous !
40%	purchasing didnt buyers buy these . definitely purchasing yes purchasing ordered them like last year . definitely purchasing yes that smells ridiculous !
60%	purchasing didn't buyers buy these . definitely purchasing yes purchasing bought theses like chinese year . definitely purchasing yes yes smells worthy !
80%	purchasing didn't buyers buy pair . definitely purchasing yes purchasing bought theses recomend chinese yrs . definitely purchasing yes yes smells worthy !
<u>GWN-STEM</u>	
20% (0.1 MIN_{sim})	i didnt even get these . and i think i ordered them like last yrs . and i think that was ridiculous !
40% (0 MIN_{sim})	i didnt even get knowledge . and i think i requested knowledge like last yrs . and i think knowledge was ridiculous !

Table 11: Example outputs for an Amazon evaluation line with verb *RE*

Amazon - Adjective <i>RE</i>	
<u>Input:</u>	was way too small . i had ordered a xlt , it probably was a medium .
<u>RE:</u>	predictable
MRT/RRT	Generated Output
<u>SMERTI-Transformer</u>	
20%	was not too predictable . i had ordered a wow , it probably was a waste of money .
40%	was too predictable . i had ordered a wow , but the book probably was a waste of time .
60%	was too predictable . i had ordered a wow , but the book probably was a waste of time .
80%	easily predictable . i like a twist , it took a long time to finish .
<u>SMERTI-RNN</u>	
20%	was too predictable . i had ordered a refund , it probably was a little disappointing .
40%	was too very predictable . i had ordered a refund , but probably was a disappointing format .
60%	was too very predictable . i had ordered a refund , but probably was a disappointing format .
80%	very predictable . i like a refund , but a little heavy .
<u>W2V-STEM</u>	
20%	was way too predictable . i had ordered a xlt , it probably was a plot .
40%	was plot plot predictable . i had ordered a xlt , it probably was a plot .
60%	was plot plot predictable . i had trilogy action xlt , plot author was action plot .
80%	ending plot plot predictable . plot had trilogy action xlt , plot author ending action plot .

Table 12: Example outputs for an Amazon evaluation line with adjective *RE*

Amazon - Phrase <i>RE</i>	
<u>Input:</u>	bought for my friendz's baby i hope she likes it . it looks cute . baby will like it . small small cute
<u>RE:</u>	my daughter
MRT/RRT	Generated Output
<u>SMERTI-Transformer</u>	
20%	bought for my daughter i hope she likes it . it looks cute . she will like it . very nice
40%	bought for my daughter i think she likes it . it fits great . she will like it . don't recommend
60%	i bought this for my daughter i and she loved it . it fits great too . i will like it . thanks
80%	i bought this for my daughter for christmas and she loves it . she like it . the color is great
<u>SMERTI-RNN</u>	
20%	bought for my daughter i hope she likes it . it looks cute . i will like it . thank you
40%	bought for my daughter i and she likes it . it worked well . i will like it . thank you
60%	bought this item for my daughter and she loves it . she loves it . she will like it again . i love it
80%	love my daughter loves it . very good . he
<u>W2V-STEM</u>	
20%	bought for my daughter friendz's baby i hope she likes it it looks cute baby will like it small small cute
40%	bought for my daughter friendz's thing i hope she likes great smell cute baby will like great quality quality if
60%	bought for my daughter friendz's thing i would not rock solid great smell cute baby will like great quality quality if
80%	balinese my daughter friendz's thing i would not rock solid great smell cute baby as easy great quality quality if

Table 13: Example outputs for an Amazon evaluation line with phrase *RE*

Yelp - Noun <i>RE</i>	
<u>Input:</u>	i love this place! very nice people running the cafe and the food is always good . stars!
<u>RE:</u>	service
MRT/RRT	Generated Output
<u>SMERTI-Transformer</u>	
20%	i love this place! very nice people running the service and the food is always good. stars!
40%	i love this place! very nice people running the service and the food is always good. food is delicious!
60%	i love this place! very nice people running the service and the food is always good. food is delicious!
80%	i love this place! great service and food. best egg rolls!
<u>SMERTI-RNN</u>	
20%	i love this place! very nice people running the service and the food is always good. stars!
40%	i love this place! very nice people running the service and food is always good. thanks!
60%	i love this place! very nice people running the service and food is always good. thanks!
80%	i love this place! good service and fast. exceptional customer service!
<u>W2V-STEM</u>	
20%	i love this place ! very nice people running the cafe also the service is always great . stars !
40%	i love this place ! very nice people running the cafe also the service is always great . stars !
60%	i love staff gym ! extremely knowledgable people running unbelievable boutique also unbelievable service was always great . stars !
80%	i love staff gym ! extremely knowledgable people running unbelievable boutique also unbelievable service was always great . stars !
<u>GWN-STEM / NWN-STEM</u>	
20% (0.075 MIN_{sim})	i quality this quantities ! very nice people running the cafe and the quantities is always good . stars !
40% (0 MIN_{sim})	i quality this quantities ! very nice people running the movie and the quantities is always good . movie !

Table 14: Example outputs for a Yelp evaluation line with noun *RE*

Yelp - Verb <i>RE</i>	
<u>Input:</u>	my favorite spot for lunch . they are quick and the food is always consistently excellent .
<u>RE:</u>	ordered
MRT/RRT	Generated Output
<u>SMERTI-Transformer</u>	
20%	my favorite spot for lunch . i ordered quick and the food is always consistently excellent .
40%	my favorite spot for lunch . i ordered quick service and the food is always consistently excellent .
60%	our favorite spot for lunch . i ordered quick and always fresh and excellent .
80%	fun spot for lunch . i ordered sashimi it was excellent .
<u>SMERTI-RNN</u>	
20%	my favorite spot for lunch . i ordered quick and the food is always consistently excellent .
40%	my favorite spot for lunch . always ordered quick delivery food and always consistently excellent .
60%	my favorite spot for lunch . always ordered quick and always always excellent .
80%	great spot for lunch . everything we ordered was excellent .
<u>W2V-STEM</u>	
20%	my favorite spot for lunch . they are quick and the food ordered always teriyaki excellent .
40%	my favorite spot for lunch . they are quick raw the lamb ordered always teriyaki excellent .
60%	my favorite spot got lunch . they were takeout raw pulled lamb ordered picked teriyaki excellent .
80%	my favorite spot got lunch . they were takeout raw pulled lamb ordered picked teriyaki excellent .
<u>GWN-STEM</u>	
20% (0.1 MIN_{sim})	my favorite spot for lunch . they are quick and the food is always consistently excellent .
40% (0 MIN_{sim})	my favorite spot for lunch . they dropped quick and the food dropped always consistently excellent .

Table 15: Example outputs for a Yelp evaluation line with verb *RE*

Yelp - Adjective RE	
<u>Input:</u>	bad ass vegan options ! everything we had was awesome ! keep it rad guys thanks !
<u>RE:</u>	mexican
MRT/RRT	Generated Output
<u>SMERTI-Transformer</u>	
20%	bad ass mexican options ! everything we had was awesome ! keep it rad guys thanks !
40%	bad service and mexican options ! everything we had was awesome ! keep up your rad guys thanks !
60%	great mexican food ! we had was awesome ! keep it up thanks !
80%	best mexican food ! wings are awesome ! love the service thanks !
<u>SMERTI-RNN</u>	
20%	bad ass mexican options ! everything we had was awesome ! keep it rad guys thanks !
40%	bad little mexican options ! everything we had was awesome ! keep to crowded and funny guys thanks !
60%	best mexican food ! we had was awesome ! keep coming back thanks !
80%	best mexican cuisine ! super awesome ! great service and wonderful thanks !
<u>W2V-STEM</u>	
20%	bad ass mexican court ! everything we had was awesome ! keep it rad guys thanks !
40%	bad ass mexican court ! chinese we had was awesome ! keep it rad guys thanks !
60%	bad ass mexican court ! chinese we experienced was outstanding ! keep it hall guys thanks !
80%	shitty ass mexican court ! chinese visiting experienced is outstanding ! keep just hall folks thanks !

Table 16: Example outputs for a Yelp evaluation line with adjective *RE*

Yelp - Phrase RE	
<u>Input:</u>	cheap ! employees are nice ! great place to go to have a tuna sandwich !
<u>RE:</u>	come back
MRT/RRT	Generated Output
<u>SMERTI-Transformer</u>	
20%	cheap ! employees were nice ! great place to come back and have a tuna sandwich !
40%	cheap ! employees were nice ! great place to come back for a tuna shop !
60%	cheap ! employees are rude ! ill come back for a tuna sandwich !
80%	cheap ! employees are rude ! ill come back for a short time !
<u>SMERTI-RNN</u>	
20%	cheap ! employees are nice ! great will come back and have a tuna sandwich !
40%	cheap ! employees are nice ! great will come back for a tuna meal !
60%	cheap ! employees are amazing ! will never come back with a tuna and cheese !
80%	cheap ! employees are amazing ! will definitely come back with a friend !
<u>W2V-STEM</u>	
20%	come back employees are nice great place to go to have a tuna sandwich
40%	come back employees are nice great place to go to have a tuna sandwich
60%	come back employees are nice great place to go to have a tuna sandwich
80%	come back didn't even patio our server patio would be our server tuna sandwich

Table 17: Example outputs for a Yelp evaluation line with phrase *RE*

News Headlines - Noun RE	
<u>Input:</u>	trump's tactic twitter fights distract from absence of policy positions
<u>RE:</u>	video
MRT/RRT	Generated Output
<u>SMERTI-Transformer</u>	
20%	trump's election campaign video exposes hypocrisy from absence of policy positions
40%	trump's campaign says twitter video is from a surge of policy positions
60%	trump's latest video captures news from the power of controversial positions
80%	trump's new video of
<u>SMERTI-RNN</u>	
20%	trump's america's twitter video goes from absence of policy positions
40%	trump's instagram twitter video goes from a state of policy positions
60%	trump's instagram video looks from women of russia positions
80%	trump's pick video about thursday
<u>W2V-STEM</u>	
20%	trump's tactic twitter fights distract from absence of policy video
40%	trump's photo twitter photo photo from photo of policy video
60%	trump's photo instagram photo photo from photo of election video
80%	trump's photo instagram photo photo during photo captures election video
<u>GWN-STEM / NWN-STEM</u>	
20% (0.075 MIN_{sim})	evidence plan twitter battle distract from lack of plan location
40% (0 MIN_{sim})	evidence plan twitter battle distract from lack of plan location

Table 18: Example outputs for a news headlines evaluation line with noun *RE*

News Headlines - Verb RE	
<u>Input:</u>	identity theft it's not just for grownups !
<u>RE:</u>	save
MRT/RRT	Generated Output
<u>SMERTI-Transformer</u>	
20%	identity theft it's not to save grownups !
40%	identity theft could save grownups !
60%	identity theft could save grownups !
80%	let's save money !
<u>SMERTI-RNN</u>	
20%	identity theft it's not to save grownups !
40%	identity theft doesn't save grownups !
60%	identity theft doesn't save grownups !
80%	ways to save yourself !
<u>W2V-STEM</u>	
20%	identity theft itsave not just for improve !
40%	improve cell itsave not just for improve !
60%	improve cell itsave not just for improve !
80%	improve cell itsave not soon improve improve !
<u>GWN-STEM</u>	
20% (0.1 MIN_{sim})	space theft it's not just for grownups !
40% (0 MIN_{sim})	space space space's not just for jeopardy !

Table 19: Example outputs for a news headlines evaluation line with verb *RE*

News Headlines - Adjective <i>RE</i>	
<u>Input:</u>	hasan minhaj comparing donald trump to stereotypical indian uncles is gold
<u>RE:</u>	american
MRT/RRT	Generated Output
<u>SMERTI-Transformer</u>	
20%	the american comparing donald trump to create indian uncles is gold
40%	the american comparing donald trump to artists who made me uncles
60%	the american evolution of trump to win is gold
80%	defining american anti trump struggle
<u>SMERTI-RNN</u>	
20%	this american comparing donald trump to the indian uncles is gold
40%	the american comparing donald trump to tell uncles is gold
60%	african american university president trump to congress is gold
80%	african american leader on trump rally
<u>W2V-STEM</u>	
20%	hasan minhaj comparing donald trump to stereotypical american uncles is gold
40%	hypochondriacs hypochondriacs comparing donald trump to hypochondriacs american uncles is gold
60%	hypochondriacs hypochondriacs comparing donald trump to hypochondriacs american uncles is gold
80%	hypochondriacs hypochondriacs discuss donald trump but hypochondriacs american hypochondriacs is soccer

Table 20: Example outputs for a news headlines evaluation line with adjective *RE*

News Headlines - Phrase <i>RE</i>	
<u>Input:</u>	kindergarten teacher allegedly drinks beer at school
<u>RE:</u>	donald trump
MRT/RRT	Generated Output
<u>SMERTI-Transformer</u>	
20%	donald trump allegedly drinks beer at mexico
40%	donald trump allegedly drinks beer president
60%	donald trump makes beer cans
80%	donald trump will not apologize
<u>SMERTI-RNN</u>	
20%	donald trump allegedly drinks beer at now
40%	donald trump allegedly drinks beer in big race
60%	donald trump takes a beer debate
80%	donald trump cabinet challenge
<u>W2V-STEM</u>	
20%	kindergarten teacher donald trump drinks beer at school
40%	kindergarten teacher donald trump drinks beer at school
60%	kindergarten teacher donald trump drinks beer bigger
80%	kindergarten teacher donald trump drinks beer bigger

Table 21: Example outputs for a news headlines evaluation line with phrase *RE*