

Radio Flares from Collisions of Neutron Stars with Interstellar Asteroids

Amir Siraj,¹[★] Abraham Loeb,¹[†]

¹*Department of Astronomy, Harvard University, 60 Garden Street, Cambridge, MA 02138, USA*

Accepted XXX. Received YYY; in original form ZZZ

ABSTRACT

We propose that collisions between neutron stars and interstellar asteroids, such as ‘Oumuamua, could power observable radio flares in the Milky Way galaxy. We find the rate of such events at ~ 1 Jy to be ~ 10 day⁻¹.

Key words: Minor planets, asteroids: general – stars: neutron – pulsars: general

1 INTRODUCTION

Fast Radio Bursts (FRBs) are observed to have millisecond duration at a frequency of ~ 1 GHz (Katz 2019). A multitude of hypotheses exist to explain FRBs, many involving neutron stars (NSs) (Platts et al. 2019). Geng & Huang (2015) proposed that FRBs may be powered by collisions between NSs and asteroids/comets, and Dai et al. (2016) studied the acceleration and radiation mechanisms of ultra-relativistic electrons in such collisions while proposing that repeating FRBs could be explained by NSs traveling through asteroid belts. The Geng & Huang (2015) hypothesis lacks a clear source of asteroids to power non-repeating FRBs.

Rotating Radio Transients (RRATs) have durations and frequencies similar to FRBs, but they originate in Milky Way galaxy and their luminosities are a billion times fainter (McLaughlin et al. 2006).

‘Oumuamua and CNEOS 2014-01-08 represent the first interstellar asteroids (ISAs) larger than dust discovered in the Solar System (Meech et al. 2017; Micheli et al. 2018; Siraj & Loeb 2019a), serving as calibrations for the ISA size distribution (Siraj & Loeb 2019b).

In this *Letter*, we explore the possibility that ISAs could power a subclass of RRATs which do not repeat over long timescales. The outline of the paper is as follows. In Section 2 we summarize the emission of collisions of NSs with ISAs. In Section 3 we describe the method used to derive the observable event rate, and in Section 4 we report the result. Finally, Section 5 summarizes our main conclusions.

2 EMISSION MECHANISM

Dai et al. (2016) theorize that during each NS-asteroid im-

pact, electrons are torn off the tidally-disrupted asteroid, accelerated to ultra-relativistic energies instantaneously as they travel along magnetic field lines and emit coherent curvature radiation. Assuming an NS radius of ~ 12.5 km (Abbott et al. 2018; Greif et al. 2019), the luminosity per unit frequency at $\nu \sim 1$ GHz is,

$$L_\nu \approx 3.1 \times 10^{21} \left(\frac{M_{NS}}{1.4 M_\odot} \right)^{19/12} \left(\frac{\mu_{NS}}{10^{30} \text{ G cm}^{-2}} \right)^{3/2} \left(\frac{\kappa}{0.13} \right)^{-1} \left(\frac{s}{10^{10} \text{ dyn cm}^{-2}} \right)^{2/3} \left(\frac{\rho}{8 \text{ g cm}^{-3}} \right)^{-14/9} \left(\frac{r}{1 \text{ m}} \right)^{8/3} \text{ erg s}^{-1} \text{ Hz}^{-1}, \quad (1)$$

where M_{NS} is the NS mass, μ_{NS} is the NS magnetic dipole moment, κ is a constant related to the tensile and compressive strengths of the (iron-rich) asteroid, s is the tensile strength of the asteroid, ρ is the mass density of the asteroid, and r is the radius of the asteroid. Dai et al. (2016) also show the duration of the emission to be of order a millisecond due to the time difference between the leading and lagging fragments of the tidally disrupted asteroid impacting the NS.

3 METHOD

We adopt the three-dimensional velocity dispersions for stars in the thin disk of the Milky Way as a proxy for the kinematics of ISAs, each corresponding to the standard deviation of a Gaussian distribution about the local standard of rest (LSR): $\sigma_x = 35$ km s⁻¹, $\sigma_y = 25$ km s⁻¹, $\sigma_z = 25$ km s⁻¹ (Bland-Hawthorn & Gerhard 2016). We take the velocity distribution of NS (relative to the LSR) to be a

[★] amir.siraj@cfa.harvard.edu

[†] aloeb@cfa.harvard.edu

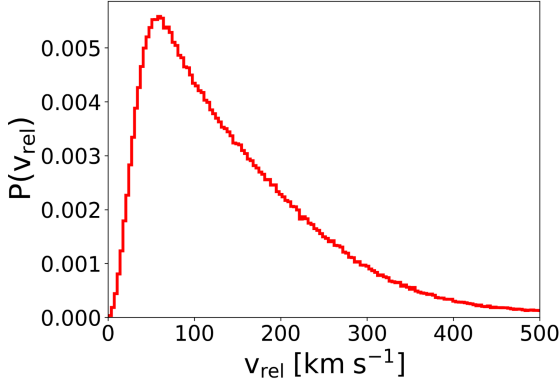


Figure 1. Calculated probability function of the relative speeds between NSs and ISAs.

two-component Gaussian described by the following probability function (Faucher-Giguere & Kaspi 2005):

$$P(v_{NS}) \approx \frac{w_1}{\sqrt{2\pi}\sigma_1} \exp\left(-\frac{v_{NS}^2}{\sigma_1^2}\right) + \frac{1-w_1}{\sqrt{2\pi}\sigma_2} \exp\left(-\frac{v_{NS}^2}{\sigma_2^2}\right), \quad (2)$$

where $w_1 = 0.90$, $\sigma_1 = 160 \text{ km s}^{-1}$, and $\sigma_2 = 780 \text{ km s}^{-1}$.

We use a Monte Carlo method to determine the characteristic relative speed of NS-ISA collisions, \bar{v}_{rel} . First, we draw randomly from the Gaussian distributions described by the velocity ellipsoid for ISAs. We then draw from the two-component Gaussian distribution describing $P(v_{NS})$ and choose a random direction on the unit sphere to determine the components of v_{NS} . The magnitude of the difference of the two velocity vectors, v_{rel} , is then computed. The results of the Monte Carlo method are shown in Fig. 1. The median relative speed is, $\bar{v}_{rel} = 130 \text{ km s}^{-1}$.

We use the expression derived by Dai et al. (2016), based on Safronov (1972), to derive the NS-ISA impact cross section, including gravitational focusing, of $\sigma_a \approx 1.7 \times 10^{19} \left(\frac{v_{rel}}{100 \text{ km s}^{-1}}\right)^{-2} \text{ cm}^2$.

Assuming that the distributions of ISAs and NSs follow the distribution of stars (Faucher-Giguere & Kaspi 2005), we define $\zeta_{ISA} \equiv n_{ISA}/n_*$ and $\zeta_{NS} \equiv n_{NS}/n_*$.

The cumulative Earth impact rate for an ISA of radius r is estimated to be $2 \times 10^{-4} (r/1 \text{ m})^{-3.4}$ (Siraj & Loeb 2019b). Assuming that $\sim 5\%$ of all asteroids are composed primarily of iron (Burbine 2002), we find the number density of ISAs of radius $\geq r$ to be related to the number density of stars by a factor of,

$$\zeta_{ISA} \sim 2.5 \times 10^{18} \left(\frac{1 \text{ pc}^{-3}}{n_{*,\odot}}\right) \left(\frac{r}{1 \text{ m}}\right)^{-3.4}. \quad (3)$$

where $n_{*,\odot}$ is the number density of stars in the solar neighborhood.

The minimum luminosity at a frequency of $\nu \sim 1 \text{ GHz}$ for a source at a distance d to be visible with a detector of flux threshold f is,

$$L_\nu = 4\pi \times 10^{14} \left(\frac{f}{1 \text{ Jy}}\right) \left(\frac{d}{1 \text{ pc}}\right)^2 \text{ erg s}^{-1} \text{ Hz}^{-1}, \quad (4)$$

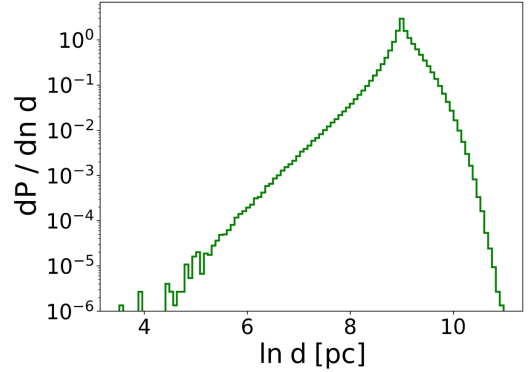


Figure 2. Normalized probability function of the distance of NS from the Earth.

yielding the minimum ISA radius that produces a visible flare,

$$r \sim 0.71 \left(\frac{d}{\text{kpc}}\right)^{3/4} \left(\frac{f}{\text{Jy}}\right)^{3/8} \text{ m}, \quad (5)$$

thereby allowing us to express ζ_{ISA} in terms of d and f as,

$$\zeta_{ISA} \sim 8.1 \times 10^{18} \left(\frac{1 \text{ pc}^{-3}}{n_{*,\odot}}\right) \left(\frac{d}{1 \text{ kpc}}\right)^{-2.55} \left(\frac{f}{1 \text{ Jy}}\right)^{-1.28}. \quad (6)$$

We model the Milky Way galaxy as a disk with a radial scale length $R_d \sim 3 \text{ kpc}$ and vertical scale height $h \sim 0.1 R$ as a function of radial distance R and vertical distance z ,

$$n_* \propto \exp\left(-\frac{R}{R_d}\right) \exp\left(-\frac{|z|}{h}\right). \quad (7)$$

Given $\zeta_{NS} = 1.7 \times 10^{-3}$, we compute randomly generated positions of 10^8 NSs (Sartore et al. 2010) in the Galaxy (following the density of stars), and subsequently find the distance between each one and the Earth. The associated probability distribution is shown in Fig. 2; the transition in slope around $d \sim h$ is caused by the change from a 3D to a 2D distribution of sources. We then find the rate at which each NS produces flares at or above the limiting flux f as measured from Earth to be,

$$\dot{N}_{flare, NS} = \zeta_{ISA} n_* \sigma_a v_{rel}, \quad (8)$$

where v_{rel} is drawn from the aforementioned Monte Carlo method. Finally, we sum the rates for each individual NSs to find the total rate of visible NS-ISA flares. The minimum asteroid radius considered, r_{min} , is given approximately by the minimum size at which an asteroid is tidally disrupted before it reaches its melting point. Cordes & Shannon (2008) and Geng & Huang (2015) conclude that $r_{min} \sim 1 \text{ m}$, as below this size, an iron asteroid will melt before it is tidally disrupted.

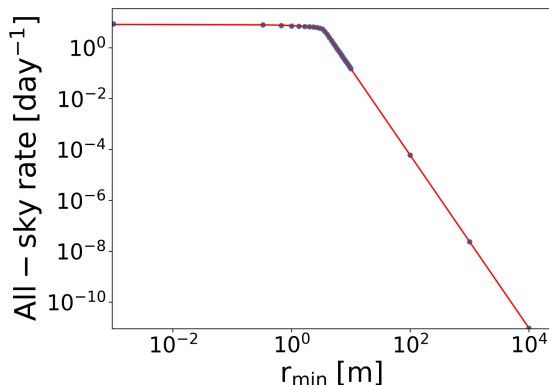


Figure 3. Rate of ~ 1 Jy radio flares at $\nu \sim 1$ GHz from NS-ISA collisions, as a function of the minimum ISA radius, r_{min} . The red line shows the piece-wise fitting function in Equation (9).

4 RATE

We find the all-sky rate of observable NS-ISA flares to be described as the following fitting function,

$$\dot{N} \sim \begin{cases} (8.2 - 0.8(r_{min}/1 \text{ m}))(f/1 \text{ Jy})^{-1.28} \text{ day}^{-1} & \text{if } r_{min} \leq 3.4 \text{ m} \\ (370(r_{min}/1 \text{ m})^{-3.4})(f/1 \text{ Jy})^{-1.28} \text{ day}^{-1} & \text{if } r_{min} > 3.4 \text{ m} \end{cases} \quad (9)$$

Fig. 3 shows the rate as a function of r_{min} along with an associated fitting function.

5 DISCUSSION

We have shown that NS-ISA collisions could reliably power observable, non-repeating, millisecond-duration ~ 1 GHz radio flares in the Milky Way galaxy. We would not expect to detect any X-ray emission from such events, given the expression for X-ray flux in Dai et al. (2016) for $r_{min} \gtrsim 1$ m. We do not expect such events to constitute a significant fraction of FRBs due to the low abundance of sufficiently large asteroids to produce observable flares at cosmological distances. Our rate is also too small to explain the FRB rate from the Milky Way galaxy alone.

The abundance of single-pulse RRATs is still poorly constrained, so it is difficult to compare our estimated rate with the total estimated rate (Agarwal, McLaughlin & Lorimer, private communication).

Most of the asteroids around the original progenitor star that exploded were lost because the star lost most of its mass, and so their energy relative to the NS remnant became positive, but new asteroids (as well as planets¹) may form out of the post supernova debris.

NS-ISA collisions represent a new class of transients that could reveal the distributions and abundances of both NSs and ISAs, serving as an important calibration for both populations.

¹ https://en.wikipedia.org/wiki/Pulsar_planet

ACKNOWLEDGEMENTS

This work was supported in part by a grant from the Breakthrough Prize Foundation.

REFERENCES

- Abbott B. P. et al., 2018, *Physical Review Letters*, 121, 16
 Bland-Hawthorn J., Gerhard O., 2016, *Annual Review of Astronomy and Astrophysics*, 54, 529
 Burbine T., 2001, Asteroids: Their composition and impact threat, Bulletin of the Czech Geological Survey, 77, 4
 Cordes J. M., Shannon R. M., 2008, *The Astrophysical Journal*, 682, 1152
 Dai Z. G. et al., 2016, *The Astrophysical Journal*, 829, 27
 Faucher-Giguere C-A., Kaspi V. M., 2005, *The Astrophysical Journal*, 643, 332
 Geng J. J., Huang Y. F., 2015, *The Astrophysical Journal*, 809, 24
 Greif S. K. et al., 2019, *Monthly Notices of the Royal Astronomical Society*, 485, 5363
 Katz J. I., 2019, *Monthly Notices of the Royal Astronomical Society*, 487, 491
 McLaughlin M. A. et al., 2006, *Nature*, 439, 817
 Meech K. J., et al., 2017, *Nature*, 552, 378
 Micheli M., et al., 2018, *Nature*, 559, 223
 Platts E. et al., 2019, *Physics Reports*
 Safronov V. S., 1972, Evolution of the Protoplanetary Cloud and Formation of the Earth and Planets (Jerusalem: Keter Publishing House)
 Sartore N. et al., 2010, *Astronomy & Astrophysics*
 Siraj A. & Loeb A., 2019, submitted to *The Astrophysical Journal Letters*
 Siraj A., Loeb A., 2019, ([arXiv:1906.03270](https://arxiv.org/abs/1906.03270))

This paper has been typeset from a $\text{\TeX}/\text{\LaTeX}$ file prepared by the author.